



# 2023

## PASSENGER CAR & LIGHT TRUCK FILTER CATALOG

VOITURES ET CAMIONNETTES • AUTOMOVILES Y CAMIONETAS

Index Weatherly 660  
N° de piece 9795 NAPA  
N° DC NAPA-03-03  
Émission : avril 2023  
Remplace : mars 2022  
Index Weatherly 660  
Pieza No. 9795 NAPA  
DC No. NAPA-03-03  
Publicado: Abril 2023  
Reemplaza a la publicación de marzo del 2022

Weatherly Index 660  
Part No. 9795  
DC No. NAPA-03-03  
Issued: April 2023  
Supersedes March 2022



**WHAT  
PERFORMANCE  
IS MADE OF.**



Weatherly Index/ Índice 660  
Catalog/Catalogue/Catálogo # 9795  
Issued/ Parution/ Emitido: April 2023  
Supersedes/ Remplace/Suplanta: March 2022

## Index – Índice

Filter Information Service Line – USA .....	2
Service Téléphonique Pour Les Filtres – Canada .....	3
Línea De Servicio De Información Sobre Los Filtros – Mexico .....	4
Cabin Air Filter Product Line - Locator Chart.....	5-12
Tableau de repérage des filtres d'habitacle .....	5-12
Tabla de la ubicación de la línea de productos de filtros de aire de la cabina .....	5-12
Footnotes/ Note de bas page/ Pie de Pàgina .....	13-16
Motorcycles/ Motos/ Motocicletas .....	17-34
ATVs/VTT/ Vehículos todoterreno .....	35-43
Utility Vehicles/ Véhicules utilitaires/ Vehículos utilitarios .....	44-68
Passenger Car / Light Truck Oil, Air, Cabin Filters .....	69-786
Filtres à huile, à air et à cabina pour camionnettes à passagers .....	69-786
Filtros de aceite, aire y d'habitacle para camionetas de pasajeros .....	69-786
Passenger Car / Light Truck Fuel Filter.....	787-1074
Filtres et à carburant pour camionnettes à passagers .....	787-1074
Filtros de y combustible para camionetas de pasajeros .....	787-1074
Racing Filters/Filtres/Filtros .....	1075-1092
Over-pressurized Lube Filter Bulletin .....	1093-1096
Bulletin sur les filtres à huile surpressurisés.....	1097-1100
Boletín de filtro de lubricante sobrepresurizado .....	1101-1104
Warranty/ Garantie/ Garantía.....	1105-1110

The sole intent of this catalog is to aid the NAPA AUTO PARTS stores and their customers in the resale of the automotive and automotive related parts. This catalog, or any part thereof, may not be reproduced in any form without written permission of the National Automotive Parts Association (NAPA).

Copyright ©2023 by the National Automotive Parts Association, Inc  
3100 Windy Hill Road, Atlanta, GA 30339

Ce catalogue a été créé exclusivement pour aider les magasins NAPA Pièces d'auto et leurs clients à revendre des pièces d'auto et des pièces connexes. Le contenu de ce catalogue ne peut être reproduit, en tout ou en partie et sous quelque forme que ce soit, sans l'autorisation écrite de la National Automotive Parts Association (NAPA).

Tous droits réservés par UAP inc. (©2023)  
7025, rue Ontario Est  
Montréal, Québec, H1N 2B3

El único propósito de este catálogo es ayudar a las tiendas de venta de autopartes NAPA AUTO PARTS y a sus clientes en la reventa de piezas y accesorios automotrices. Este catálogo, o cualquier parte del mismo, no pueden ser reproducidos de ninguna forma sin permiso escrito de la National Automotive Parts Association (NAPA).  
Derecho de autor © 2023 por la National Automotive Parts Association, Inc.  
3100 Windy Hill Road, Atlanta, GA 30339 (Estados Unidos de América).

**NAPA Filters Service Line for the United States**  
**1-800-949-6698**

Our 1-800 Service has been expanded to better serve our customer's needs. This service is available Monday through Friday from 8:00 AM – 7:30 PM and Saturday 9:00 AM to 12:00 Noon and 12:30 PM to 5:30 PM Eastern Standard Time.

If you know your party's extension, you may dial at any time. For all other calls:

Press 1 – FILTER INFORMATION

If you need assistance with Part Number Interchange, Applications Not Listed in Current Catalogs, Filter Specifications or Attributes including Performance Information, Burst Pressures, Flow Rates, Air Filter CFM Ratings and Dimensional Information.

Further assistance may be needed for Special Applications information, Trouble Shooting and Printed Educational Material.

Press 2 - CUSTOMER SERVICE

If you would like to place an order, check order status, inventory status, backorder questions or new number availability and pricing.

Press 3 – MARKETING

Press 5 –WEBMASTER

E-Learning Website Support

We appreciate the opportunity to provide these services.  
Your comments and suggestions are welcome.

The most current application and other information, is also available at: [www.napafilters.com](http://www.napafilters.com)

**CROSS REFERENCE WARNING**

**IMPORTANT: For reference only. There are no express or implied warranties with respect to products selected by size, feature or invalid cross reference. Warranties only apply to products selected according to vehicle application listing. For non-listed applications, warranty coverage requires a valid OEM cross reference as described in the NAPA Filter Limited Warranty. No product has been certified or warranted for aviation use. No product has been certified or warranted for filtration of fuel or oil in heating applications.**

This catalog and all information herein supersedes all previous filter catalogs and information material.

**NAPA Filters, Inc.**  
**1 Wix Way – P.O. Box 1967**  
**Gastonia, NC 28053-1967**  
**704 – 864-6711**

**NAPA Filters Service Line for Canada**  
**Service Téléphonique Pour Les Filtres - Canada**  
**1-800-567-3703**

This service is available Monday through Friday from 8:00 AM – 4:30 PM Eastern Time.

If you know your party's extension, you may dial at any time.

Press 277 – FILTER INFORMATION

If you need assistance with Part Number Interchange, New Number Availability/Pricing, Applications Not Listed in Current Catalogs, Filter Specifications or Attributes including Performance Information, Burst Pressures, Flow Rates, Air Filter CFM Ratings and Dimensional Information.

Further assistance may be needed for Special Applications information, Trouble Shooting and Printed Educational Material.

We appreciate the opportunity to provide these services. Your comments and suggestions are welcome.

The most current application and other information, is also available at: **[www.napafilters.com](http://www.napafilters.com)**

Ce service est disponible du lundi au vendredi de 8 h 00 à 16 h 30, heure de l'Est.

Si vous connaissez le poste de votre correspondant, vous pouvez le composer dès maintenant.

Composez 277 – RENSEIGNEMENTS SUR LES FILTRES

Si vous avez besoin d'aide en ce qui concerne la correspondance des numéros de pièce, la disponibilité et le prix des nouvelles pièces, les véhicules non indiqués dans les catalogues en vigueur, les caractéristiques ou les particularités des filtres, y compris les rendements, les pressions d'éclatement, les vitesses d'écoulement, les débits des filtres à air et les dimensions. Vous aurez peut-être besoin d'aide supplémentaire pour les véhicules spéciaux, le dépannage et la documentation de formation sur papier.

Nous sommes heureux de pouvoir fournir ces services. Nous recevrons avec plaisir vos commentaires et suggestions.

Les utilisations et les autres renseignements les plus courants sont également disponibles à **[www.napafilters.com](http://www.napafilters.com)**

**AVERTISSEMENT SUR LES CORRESPONDANCES DE NUMÉROS**

**IMPORTANT** : À titre de référence uniquement. Il n'existe aucune garantie expresse ou implicite concernant les produits sélectionnés par taille, caractéristique ou une équivalence non valide. Les garanties s'appliquent uniquement aux produits sélectionnés en fonction du répertoire des utilisations liées aux véhicules concernées. Pour les utilisations non répertoriées, la couverture de la garantie nécessite une équivalence de FEO valide, tel que décrit dans la Garantie limitée NAPA. Aucun produit n'a été certifié ou garanti pour un usage aéronautique. Aucun produit n'a été certifié ou garanti pour la filtration de carburant ou d'huile dans des utilisations liées au chauffage.

This catalog and all information herein supersedes all previous filter catalogs and information.  
Ce catalogue et tous les renseignements qu'il contient annulent et remplacent tous les précédents catalogues et la documentation sur les filtres.

**NAPA Filters, Inc.**  
**1 Wix Way – P.O. Box 1967**  
**Gastonia, NC 28053-1967**  
**704 – 864-6711**

**Línea de servicio para los filtros NAPA Mexico**  
**+52 (844) 866-21-50**

Nuestra línea gratuita de servicio ha sido expandida para servir mejor a las necesidades de nuestros clientes. Este servicio se encuentra disponible de lunes a viernes, de 8.30 a 17.30 (tiempo del centro). Si usted conoce el número de extensión del empleado al que quiere contactar, puede marcarlo en cualquier momento. Para todas las otras llamadas:

- Presione – +52 (844) 866-21-50 - **INFORMACIÓN SOBRE LOS FILTROS**  
Si usted requiere asistencia para el intercambio de números de parte, la disponibilidad o el precio de un nuevo número, las aplicaciones no incluidas en los catálogos vigentes, las especificaciones o los atributos de los filtros, incluyendo información sobre el rendimiento, las presiones de rotura, las tasas de flujo, la tasa de CFM (pies cúbicos por minuto) del filtro de aire e información sobre las dimensiones.  
Puede solicitar mayor información sobre aplicaciones especiales, resolución de problemas y material informativo impreso.
- Presione – +52 (844) 442-103-11-00 Ext.293 - **SERVICIO AL CLIENTE**  
Si usted desea efectuar un pedido, verificar el estado de un pedido, el estado del inventario o preguntas sobre pedidos diferidos o atrasados.
- Presione – +52 (844) 442 1031100 Ext.204- **MERCADOTECNIA**

Nosotros apreciamos la oportunidad de proporcionar estos servicios.  
Sus comentarios y sugerencias son bienvenidos.

La aplicación más actual y mayor información también se encuentran disponibles en:  
**[www.napafilters.com](http://www.napafilters.com)**

**ADVERTENCIA SOBRE CORRELACIONES**

**IMPORTANTE:** Sólo para referencia. No existen garantías expresas o implícitas con respecto a los productos seleccionados por tamaño, característica o referencia cruzada inválida. Las garantías solamente aplican para los productos seleccionados de acuerdo con la lista de aplicaciones del vehículo. Para las aplicaciones que no figuran en la lista, la cobertura de la garantía requiere una referencia cruzada válida del OEM, tal como se describe en la Garantía Limitada NAPA. Ningún producto ha sido certificado o garantizado para uso en aviación. Ningún producto ha sido certificado o garantizado para la filtración de combustible o aceite en aplicaciones de calefacción.

Este catálogo y toda la información aquí presentada, suplantando todos los catálogos y el material informativo previos sobre los filtros.

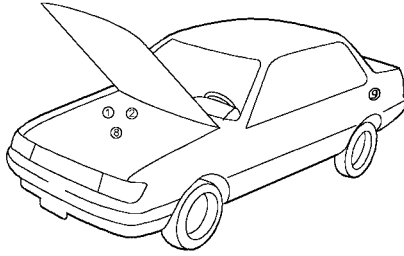
**NAPA Filters Mexico**

Av. De Las Misiones #14 Parque Industrial Bernardo Quintana  
C.P. 76246 El Marqués, Querétaro, México  
**+52 (844) 442-103-11-00 Ext.293**

# Cabin Air Filter Product Line - Locator Chart

## Tableau de repérage des filtres d'habitacle

### Tabla de la ubicación de la línea de productos de filtros de aire de la cabina



Location Chart	Tableau d'emplacement	Tabla de la ubicación
1 - Passenger side under hood and cowl	1 - Côté passager sous le capot et l'auvent	1 - Lado del pasajero, debajo del capó y del panel protector del motor
2 - Passenger side under hood in cowl	2 - Côté passager sous le capot, dans l'auvent	2 - Lado del pasajero, debajo del capó, en el panel protector del motor
3 - Behind glove box - glove box must be removed	3 - Derrière la boîte à gants, qu'il faut déposer	3 - Detrás de la guantera - La guantera debe ser quitada.
4 - Under glove box	4 - Sous la boîte à gants	4 - Debajo de la guantera
5 - In Rear of glove box - compartment in back of glove box	5 - Dans l'arrière de la boîte à gants ; compartiment à l'arrière de la boîte à gants	5 - En la parte posterior de la guantera - Compartimiento detrás de la guantera
6 - Under center of dash	6 - Sous le centre du tableau de bord	6 - Debajo del centro del tablero de instrumentos
7 - Behind passenger side kick panel	7 - Derrière le panneau de seuil de porte côté passager	7 - Detrás del panel de protección lateral en el lado del pasajero
8 - Under hood in center	8 - Sous le capot, au centre	8 - Debajo del capó, en el centro
9 - In rear cargo area - driver's side trim panel	9 - Dans la zone de chargement arrière ; panneau de garniture côté conducteur	9 - En el área de carga trasera - Panel decorativo en el lado del conductor

NAPA No. N° NAPA	Application	OE Part Number N° de pièce É.O.	Location
4007	Infiniti FX50 (09-13)	Nissan # B72771CA0A	3
4010	Subaru Forester (00-02) - 2 per box	Subaru # G3210FC200	4
4012	Nissan (02-20)	Nissan # B78911FC0A	3
4013	Various GM (08-20), Hyundai, Kia (10-23)	Hyu # 971333SAA0	3
4014	Chev Camaro, Caprice (09-15)	GM # 92234714 (CF178)	1
4015	Acrua (15), Hyundai Azera, Sonata (09-12)	Hyu # 087902G000A	3
4017	Jeep Grand Cherokee, Dodge Durango (11-23)	Mopar # 68079487AA	2
4020	Nissan Murano (09-13)	Nissan # B7277JN20A	6
4021	Infiniti (11-19)	Nissan # 272771ME0B	3
4030	Subaru (08-19)	Subaru # 72880FG000	3
4036	Mazda 2 (11-12) - 2 per box	Mazda # D65161J6X	2
4046	Mazda 3 (10-14) - 2 per box	Mazda # BBM461J6X	2
4048	Chrysler, Dodge (11-20)	Mopar # 68071668AA	1
4053	Fiat 500 (12-19)	Mopar # 68096453AA	7
4065	Ford, Lincoln, Mazda (07-16)	Motorcraft # FP65	3
4068	Ford Flex, Taurus (11-19)	Ford # AE9Z19N619A	3
4080	Hyundai, Kia (10-15)	Hyu # 971331U000	3
4099	Nissan 370Z (09-21)	Nissan # B72771EA0A	4
4103	Mazda CX-5 (13-19)	Mazda # KD4561J6X	3
4110	Porsche Panamera (10-18)	Porsche # 97057362300	4
4118	Mercedes (01-10)	Mercedes # 2038300118	1
4120	Suzuki Kizashi (10-16)	Suzuki # 9586157L00	4

Some parts may not be available at time of publication.

ça se peut que certaines pièces soit pas disponibles au moment de publication  
Es posible que algunas partes no estén disponibles al momento de la publicación

# Cabin Air Filter Product Line - Locator Chart

## Tableau de repérage des filtres d'habitacle

### Tabla de la ubicación de la línea de productos de filtros de aire de la cabina

NAPA No. N° NAPA	Application	OE Part Number N° de pièce É.O.	Location
4148	Mazda 6 (09-13)	Mazda # GS3L61148	3
4161	Various GM (01-08) 2 per box	GM # 10322538	5
4191	Cadillac, Buick, Chev (09-23)	GM # 13271191 (CF176)	3
4200	Suzuki Grand Vitara (06-13)	Suzuki # 9586164J00	4
4201	Honda (10-14)	Honda # 80291TF0E01	1
4202	Porsche (99-16)	Porsche # 99657221902	2
4211	Cadillac, Chev (13-20)	GM # 22743911 (CF183)	3
4212	Scion FR-S (13-16), Toyota 86 (18)	Toyota # SU00302112	1
4218	Mercedes (05-14) - 2 per box	Mercedes # 2218300018	4
4227	Audi (08-23), Porsche (15-23)	VW # 8K0819439A	7
4255	BMW (12-23), Porsche (12-23)	BMW # 64119237555	1
4258	BMW X3 (12-14)	BMW # 64319237158	1
4270	Hyundai Elantra (09-12)	Hyu # 87902L000A	3
4300	Hyundai (09-19)	Hyu # 971333M000	3
4302	Jeep Wrangler (11-19) - 2 per box	Mopar # 55111302AA	2
4313	Chrysler, Dodge Jeep (07-23)	Mopar # 5058693AA	3
4322	Audi, VW (94-11)	VW # 1J0819644A	1
4329	BMW (10-16), Rolls Royce (11-12)	BMW # 64119163329	1
4367	Ford Fusion, Lincoln MKZ, Mercury Milan (10-13)	Ford # AE5Z19N619A (FP67)	3
4400	Nissan (07-19)	Nissan # 27277JA000	3
4418	Mercedes B200 (06-10)	Mercedes # 1698300218	4
4419	Ford (12-19)	Ford # CV6Z19N619A (FP70)	4
4439	Audi (11-19)	VW # 4H0819439	1
4472	Saab 9-3 (04-06)	Saab # 9179905	1
4474	Various GM (00-05) - Includes frame + filter (4812 is element only)	GM # 25669930	2
4475	Suzuki XL7 (03-06) Grand Vitara (03-04)	Suzuki # 9586154J00	1
4476	Acura Legend (92-95)	Honda # 79370SP0H01	3
4477	Ford Escape Hybrid, Merc Mariner (05-12) - Battery Pack air filter	Ford # 5M6Z19N619AA (FP51)	9
4479	Infiniti, Nissan (06-23), Dodge, Chrysler (08-23), VW (09-12)	Nissan # 27277EG025	3
4480	Cadillac XLR (04-09), Corvette (06-19)	GM # 10345066 (CF131C)	1
4481	Lexus LS400 (95-00)	Toyota # 87139YZZ02	5
4482	Mazda 3 (06-10) - 2 per box	Mazda # BP4K61J6X	3
4483	Lexus, Toyota, Scion (07-23), Subaru (10-23)	Toyota # 87139YZZ08	3
4484	Hyundai Accent (07-10), Dodge Attitude	Hyundai # 971331E000	3
4485	Subaru (02-07), Saab (05-06)	Subaru # G3210FE100	3
4486	Mazda 626 (98-02)	Mazda # GD7A61J6X	6
4487	Mazda Millenia (01-02) - 2 per box	Mazda # TA0561J6X	3
4489	Audi, VW (04-19)	VW # 1K1819653A	4
4495	Cadillac STS, STS-V (05-09), SRX (07-09)	GM # 88957450 (CF130C)	1
4511	Toyota, Lexus (05-23), Jaguar, Landrover (15-23), Subaru (10-23)	Toyota # 8713930070	3
4517	Hyundai, Kia (06-12)	Hyu # 971333K000	3
4518	BMW Z4 (03-16)	BMW # 64316915764	4
4523	Range Rover Freelander (03-05)	Rover # JKR100280	4
4524	Honda Fit (07-08)	Honda # 80291SAAJ01	3
4525	Saab 9-3 (04-12)	Saab # 9179904	1

**Some parts may not be available at time of publication.**

**ça se peut que certaines pièces soit pas disponibles au moment de publication  
Es posible que algunas partes no estén disponibles al momento de la publicación**

# Cabin Air Filter Product Line - Locator Chart

## Tableau de repérage des filtres d'habitacle

### Tabla de la ubicación de la línea de productos de filtros de aire de la cabina

NAPA No. N° NAPA	Application	OE Part Number N° de pièce É.O.	Location
4578	Dodge Caliber, Jeep Compass (07)	Mopar # 5058381AA	3
4579	Mazda CX7 (07-12)	Mazda # EG2161P11	7
4590	Chev, Buick (09-19)	GM # 13271190	3
4600	Kia Soul (10-13)	Kia # 971332K000	3
4619	Ford Fiesta (11-19)	Ford # BE8Z19N619A	3
4631	Audi (07-19), VW (04-19), Porsche (03-19), Iveco	VW # 7H0819631A	4
4673	Various BMW (99-11)	BMW # 64319071935	1
4681	Various Saab Models (94-03)	Saab # 5047113	1
4682	Mitsubishi Eclipse, Galant (99-05)	Mit # MR500360	3
4683	Various Nissan (05-16), Suzuki (9-13) - 2 per box	Nissan # 999M1V9003	3
4684	Hyundai, Kia (05-16)	Hyundai # 97133E200	3
4685	Chevy Aveo (04-11), Pontiac Wave (05-08)	GM # 96539649	3
4686	Mercedes C, CLK Class (03-09) - 2 per box	Mercedes # 2038300518	4
4687	Ford Mustang (05-13)	Ford # 4R3Z19N619AA	1
4688	Volvo S40, V50 (04-13)	Volvo # 30676484	3
4689	Various Hyundai, Kia (01-10)	Hyu # 971332D000	2
4694	Honda Prelude (00-01)	Honda # 80291S30901	3
4725	PT Cruiser (02-10) - 2 per box	Mopar # 5058040AA	2
4726	Mercedes Benz (03-11) - Cabin air	Mercedes # 2118300018	4
4752	Acura, Honda (98-02) - 2 per carton	Honda # 80291S84A01	3
4753	Hyundai Veracruz (07-12)	Hyu # 971333J000	3
4756	Mitsubishi (02-08)	Mit # MR398288	3
4757	Jaguar (02-09)	Motorcraft # FP45	1
4758	Mini-Cooper (02-08)	BMW # 64311496711	3
4761	Hyundai Tucson (06-09)	Hyundai # 971332E250	3
4765	Various Audi (01-09)	VW # 8E0819439 or 8E0819439	1
4767	Mercedes (94-04)	Mercedes # 2108300818	4
4771	Ford, Mercury Family of Cars (95-02)	FP1 or FP4 - Motorcraft	1
4772	Lincoln Continental Interior Air (95-97)	FP5 or FP16 - Motorcraft	2
4773	Ford Taurus, Mercury Sable (96-07)	FP6 or FP14 - Motorcraft	1
4774	Audi (96-02), Volkswagen (98-02)	VW # 8A0819439A	1
4776	Mercedes S Class (94-99), CL (98-00)	MBZ # 1408350147	3
4778	Mercedes CL (01), E Class (95-04) - 2 per box	MBZ # 2108300218	4
4780	Various GM Models (97-16)	GM # 10406026 or 10261703	1
4783	Mercedes CL, E, S Class (97-07) - 2 per carton	MBZ # 2108301018	4
4784	BMW 318i, 328i (98-99)	BMW # 64111393489	3
4794	Kia Sorento (07-09)	Kia # 971333E260	3
4803	Honda S2000 (00-09)	Honda # 79830S2A003	3
4805	Chevy/GMC Trks (99-02), Cadillac Escalade (00-02) - 2 per box	GM or A/C # 52485513 or 52485513	6
4807	Ford Windstar (99-03), Freestar (05-07), Merc. Monterey (05-07)	Motorcraft # FP22 or FP22A	1
4808	Ford Focus (00-06), ZX2 (02-03), Transit Connect (10-12)	FP32 - Motorcraft	1
4809	Kia Amanti (04-09)	Kia # 971143B100	3
4811	Various GM Model Vans (97-01) - 2 per carton	GM # 52482929 or CF100	5
4812	Olds Aurora (01-03), Pontiac Bonneville, Buick LeSabre (00-05)	GM # 25654414 or CF117	2
4813	Cadillac (00-11)	AC Delco # CF118C	2

Some parts may not be available at time of publication.

ça se peut que certaines pièces soit pas disponibles au moment de publication  
Es posible que algunas partes no estén disponibles al momento de la publicación



# Cabin Air Filter Product Line - Locator Chart

## Tableau de repérage des filtres d'habitacle

### Tabla de la ubicación de la línea de productos de filtros de aire de la cabina

NAPA No. N° NAPA	Application	OE Part Number N° de pièce É.O.	Location
4814	Various GM Trucks + SUVs (03-06), Hummer H2 (03-10)	GM # 88986533	3
4815	Acura , Honda (03-17)	Honda # 80292SDAA01	3
4816	Ford Escape, Mazda Tribute (01-07), Mariner (05-08)	Ford # YL8418797	1
4817	Honda, Acura (01-11) - 2 per box	Honda # 80292S5DA01	3
4818	Volvo S80, S60, V70 (99-13)	Volvo # 9204626	7
4821	Volvo C70, S70, V70 (98-02), Volvo 850 (93-97)	Volvo # 9171296 or 9184130	1
4823	Nissan Maxima (00-03), Infiniti (00-04) - 2 per carton	Nissan # 999M1VP004	3
4826	Mazda MPV (00-06), RX-8 (04-11) - 2 per box	Mazda # LDY461J6X	3
4827	BMW X5 (03-06), Land Rover (04-13)	BMW # 64318409044	8
4829	Nissan Versa (07-16)	Nissan # 27891EL00A	3
4853	Hyundai Sante Fe, Sonata, XG350 (01-06)	Hyundai # 976193D000	3
4854	Infiniti QX56, Nissan (04-15) - 2 per carton	Nissan # 999M1VP005	2
4855	Nissan Quest (04-09) - 2 per carton	Nissan # 272995Z000	3
4856	Nissan Frontier, X-Terra (03-05)	Nissan # B72003S500	3
4857	Various Nissan, Infiniti Models (03-08)	Nissan # 999M1VP001	3
4863	Various Nissan, Infiniti Models (98-04)	Nissan # 999M1VP003	3
4864	Chrysler Mini-Vans (00-07)	Mopar # 82205905	4
4865	Saturn L Series (00-05)	Saturn # 90464424	1
4866	Audi A6 (98-00)	VW # 4BO819439A	1
4867	Mercedes M Class (98-06)	Mercedes # 1638350047	7
4869	Cadillac (03-15)	GM # 25740404	1
4871	Pontiac Vibe (03-08), Toyota Tacoma (06-08)	GM # 88970273	3
4872	Various GM, Saturn Vue (02-09)	GM # 22665802	1
4873	Toyota Corolla, Matrix (02-08)	Toyota # 8856802020	3
4874	Buick Park Ave (98-05), Cadillac Seville (98-04)	GM # 52482839 (CF101)	6
4875	Toyota (01-11), Subaru (05-11), Mazda MPV (02-05)	Toyota # 8713947010	3
4876	Ford, Lincoln Trks + SUVs (97-04)	Motorcraft # FG7A	4
4877	Honda CRV (97-01) Honda Insight (00-06)	Honda # 80291ST3E01	4
4878	Acura RL V6 3.5L (96-04) - 2 per box	Honda # 79371SZ3A01	3
4879	Hyundai Accent (03-06) - 2 per box	Hyundai # 976171C000	3
4880	Hyundai Accent (01-02)	Hyundai # 9761725000	3
4881	Hyundai, Sonata XG350 (01-03)	Hyundai # 9761938100	3
4882	Various GM Models (03-11)	GM # 52493319	3
4883	Various Lexus, Toyota Models (00-10)	Toyota # 8713932010	3
4884	Lincoln LS (00-02), Ford Thunderbird (05), Jaguar (00-03)	Ford # XW4Z19N619AC (FP25)	1
4893	Lexus GS300, GS430, LS430, SC430 (02-10)	Toyota # 8713950030	5
4894	Lexus ES (98-00) GS300 (98-00) GS400 (00)	Toyota # 8713930010	3
4895	Lexus ES300 (97-01) - 2 per box	Toyota # 8888033020	6
4896	Mercury Villager, Nissan Quest (98-02)	Nissan # 272987B000 (FP29)	1
4897	Honda Odyssey (00-04), Pilot (03-08), Acura MDX (03-06)	Honda # 80290S0XA01	3
4898	Land Rover Range Rover (96-02)	British Leyland # BTR8037	1
4899	Suzuki Vitara (02-04) - 2 per carton	GM-Suzuki # 9586165D00	5
4900	Toyota RAV4, Echo, Scion (00-10)	Toyota # 8856852010	3
4901	Toyota Highlander, Lexus (99-07)	Toyota # 8713948020	3
4902	Suzuki Forenza (04-09), Reno (05-09)	Suzuki # 95860-85Z00	4

**Some parts may not be available at time of publication.**

**ça se peut que certaines pièces soit pas disponibles au moment de publication  
Es posible que algunas partes no estén disponibles al momento de la publicación**

# Cabin Air Filter Product Line - Locator Chart

## Tableau de repérage des filtres d'habitacle

### Tabla de la ubicación de la línea de productos de filtros de aire de la cabina

NAPA No. N° NAPA	Application	OE Part Number N° de pièce É.O.	Location
4903	Jeep Grand Cherokee (99-10)	Mopar # 5013595AB	2
4904	Volvo S40, V40 (02-04)	Volvo # 30612666	4
4905	Lexus ES300, GX470 (03-09)	Toyota # 8713933010	3
4906	Chev Epica (04-07), Suzuki Verona (04-07)	Suzuki # 9586086Z00	1
4907	Mazda 6 (03-08)	Mazda # GK3J61148	3
4908	Lexus LX470 (98-07), Toyota LandCruiser (06-07)	Toyota # 8856860010	3
4909	Various Chrysler, Dodge (05-10)	Mopar # 04596501AB	1
9093	Dodge Nitro, Jeep Liberty (08-13) - 2 per box	Mopar # 68033193AA	1
9101	Honda Fit (09-19), HR-V (16-19)	Honda # 80292TF0G01	3
9248	Chev Caprice (11-16), Pontiac G8 (08-10)	GM # 92184248	1
9261	Mercedes Smart Car - (05-07)	Mercedes # 0001110V003	6
9262	Dodge Sprinter Vans (04-06)	Mercedes # A9018300418	1
9351	Smart car for two (08-19)	Mercedes # 4518300018	6
9352	Nissan (07-13)	Nissan # 27277EN000	6
9353	Hyundai, Kia (05-12)	Kia # 971332F000	3
9354	Various Volvo (04-13)	Volvo # 30780377	3
9355	Various Volvo (07-19), Land Rover LR2 (08-14)	Volvo # 30767022	6
9356	Various Mercedes (02-19)	Mercedes # 2308300418	4
9357	Mercedes C Class (08-19)	Mercedes # A2048300018	6
9358	Toyota Tacoma (08-13)	Toyota # 87139YZZ09	3
9359	Subaru Forrester (03-08)	Subaru # 72880SA000	3
9360	BMW 7 Series (03-08)	BMW # 64116921018	1
9361	Audi (03-10)	VW # 4E0819439A	8
9363	Mitsubishi (07-19)	Mit # 7803A004	3
9364	Saturn Astra (08-09)	GM # 13175553	3
9366	Dodge, Mercedes Sprinter Vans (07-16)	Mopar # 68012876AA	3
9367	Various Mini Models (07-16)	BMW # 64319127516	4
9369	Land Rover (05-16)	Land Rover # JKR500020	3
9370	Saab 9-5 (99-09) - Cabin air filter plus a foam strip	Saab # 5335948	4
9371	BMW (07-15)	BMW # 64319142115	8
9372	BMW 5 Series (03-05), M3 (02-03)	BMW # 64110008138	1
9373	Mercedes (05-19)	Mercedes # 1718300418	6
9374	Various BMW (04-13) - 2 per box	BMW # 64319174370	1
9375	Various Audi (05-16)	VW # 4F0819439A	7
9376	Various Mercedes (06-13) - Cabin air	Mercedes # 1648300218	3
9377	Hyundai (07-19)	Hyu # 971332H000	3
9378	Lincoln LS (03-06)	Ford # 2R8Z19N619BA (FP45)	1
9379	Jaguar (98-09)	Jaguar # C2C6884	1
9380	BMW 7 Series (96-01) - 2 per box	BMW # 64319070072	1
9381	Jaguar (07-19)	Jaguar # C2P2410	1
9466	Ford Escape, Mercury Mariner, Mazda Tribute (08-11)	Ford # 8L8Z19N619B	1
9525	Jaguar XF, XFR (09-21)	Jaguar # C2Z6525	1
9585	BMW X5, X6 (07-19)	BMW # 64316945585	2
9700	Suzuki SX4 (07-13)	Suzuki # 9586080J00	3
230019	Ford Ranger (2001)	Ford # F8YZ19N619AA (FP18)	1

Some parts may not be available at time of publication.

ça se peut que certaines pièces soit pas disponibles au moment de publication  
Es posible que algunas partes no estén disponibles al momento de la publicación

# Cabin Air Filter Product Line - Locator Chart

## Tableau de repérage des filtres d'habitacle

### Tabla de la ubicación de la línea de productos de filtros de aire de la cabina

NAPA No. N° NAPA	Application	OE Part Number N° de pièce É.O.	Location
230013	Nissan, Infiniti (13-23)	Nissan # 272773JC1A	3
230064	BMW (16-21)	BMW # 64119366401	3
230065	Porsche (13-23)	Porsche # 99157237100	
230066	Mercedes SL500 (97-02)	MBZ # 1298350047	
230073	Scion iQ (13-15)	Toyota # 8856874040	3
230074	Various GM, Saturn (07-18)	GM # 20958479	3
230080	Hyundai Palisade (20-23)	HYU # S8C79-AC000	
230082	Ford Bronco (21-23)	Ford # MB3B19N619AA (FP93)	
230083	Kia Forte (14-19)	Kia # 971332H001	3
230084	Ford Fusion, Lincoln MKZ (13-23)	Motorcraft # FP71	3
230088	Subaru Forester (19-23)	Subaru # 72880FL000	
230090	Mercedes Metris. Sprinter Vans (17-23)	Mercedes # 4478300000	
230099	Lexus (14-21)	Toyota # 8713930100	5
230105	Ford Mustang (13-14)	Ford # DR3Z19N619A (FP72)	1
230106	Fiat 500L, Jeep Renegade (14-23)	Fiat # 68212070AA	1
230110	Mercedes (15-23)	MBZ # 2058350147	
230124	Mercedes (13-21)	MBZ # A1668300218	4
230125	Mitsubishi Mirage (14-21)	Mit # 7850A002	3
230129	Chev Silverado, GMC Sierra (14-23)	GM # 22808781 (CF188)	3
230130	Mercedes (12-21)	MBZ # 2468300018	3
230142	Chrysler, Jeep (14-21)	Mopar # 68223044AA	1
230155	Hyundai, Kia (15-21)	Hyu # 97133C200	3
230159	Audi, VW (13-21)	VW # 5Q0819653	1
230168	Chev Aveo (9-11)	GM # 95981206	1
230176	Tesla S (12-23)	Tesla # 103512500A	3
230178	Kia Soul (14-23)	Kia # 97133B2000	3
230179	Nissan Rogue (14-23)	Nissan # 272774BU0A	3
230192	Chev Colorado, GMC Canyon (15-23)	GM # 23135671 (CF196)	1
230195	Ford Mustang (15-21)	Ford # FR3Z19N619A (FP78)	1
230233	Nissan Rogue Select (14-15)	Nissan # 27277JM01A	6
230234	Kia Sedona (15-21)	Kia # 97133A9000	3
230263	Ram Promaster (14-21)	Mopar # 68169308AA	7
230265	Hyundai, Kia (16-21)	Hyu # 97133D3000	3
230266	Ford Trucks (15-21)	Ford # FL3Z19N619A (FP79)	1
230267	Scion, Toyota, Mazda CX-3 (16-23)	Toyota # 87139WB001	3
230275	Hyundai, Kia (16-23)	Hyu # 97133C1010	1
230276	Kia K900 (16-21)	Kia # 3TF79AQ000	3
230277	Chev City Express (18-23), Nissan Versa (14-23), Nissan Micra (18-23)	Nissan # 272781KK0A	6
230300	Tesla S (17-21)	Tesla # 1072736-00-B	
230316	Chrysler Pacifica (17-23)	Mopar # 68308950AA	
230319	Hyundai, Kia (18-21)	Hyu # 97133F2000	
230320	Toyota, Subaru (16-23)	Toyota # 8713928020	
230322	Lexus, Toyota (16-23)	Toyota # 871390E040	
230337	Various Audi, Porsche (17-23)	VW # 4M0819439A	
230361	Various Kia (15-23)	Kia # A9C79AC000	

**Some parts may not be available at time of publication.**

**ça se peut que certaines pièces soit pas disponibles au moment de publication  
Es posible que algunas partes no estén disponibles al momento de la publicación**

# Cabin Air Filter Product Line - Locator Chart

## Tableau de repérage des filtres d'habitacle

### Tabla de la ubicación de la línea de productos de filtros de aire de la cabina

NAPA No. N° NAPA	Application	OE Part Number N° de pièce É.O.	Location
230367	Kia, Hyundai, Genesis (18-23)	Kia # 97133J5000	
230370	Kia Sorento (16-23)	Kia # C6C79AC000	
230371	Jeep Wrangler (18-23)	Mopar # 68301863AA	
230400	Land Rover Discovery Sport (20-23)	Land Rover # LR115784	
230410	Ford Ranger (19-23)	Ford # KB3B19N619AA (FP88)	
230416	Hyundai Kona (18-23)	Hyu # 971331R000	
230426	Infiniti (16-21)	Nissan # 272774HH0A	
230427	BMW (18-21)	BMW # 64119382886	
230428	Various GM (07-14) - particulate	GM # 22759203	
230429	BMW i8 (14-23)	BMW # 64319346267	
230430	Volvo XC40 (18-23)	Volvo # 31497285	
230447	Infiniti QX50 (19-23)	Nissan # 272775NA1A	
230448	Jeep Cherokee (19-23)	Mopar # 68410725AA	
230470	Nissan Altima (19-23)	Nissan # 272776CA0A	
230485	Tesla (21-23)	Tesla # 165837600A	
230486	Tesla (21-23)	Tesla # 165837500A	
230487	Tesla (21-23)	Tesla # 164725400A	
230488	Tesla X (16-23)	Tesla # 103904200B	
230516	Volkswagen ID.4 (21-23)	VW # 1EA819669	
230518	Mercedes (16-19) - 2 per carton	MBZ # 1668300318	
230519	Alfa-Romeo (17-23)	Alfa-Romeo # 68320112AA	
230544	Mercedes (20-23)	MBZ # A1678350200	
230545	Mazda (19-23)	Mazda # BDGF61J6X	
230546	Porsche	Porsche # 992819429	
230605	Land Rover (20-23)	Land Rover # LR133345	
230606	Jeep (20-23)	Mopar # 68364653AA	
230607	BMW X3, X4 (15-18)	BMW # 64119237159	
230651	Hyundai, Kia (21-23)	HYU # L1C79AC000	
230652	Lexus LS series (18-23)	Toyota # 87139-50110	
230653	Ford Trucks (15-23) - carbon version of WP10266	Ford # FL3Z19N619A	
230654	Mercedes (19-23)	MBZ # A2478300800	
230655	Ford Transit Vans (20-23)	Ford # BK2Z19N619A (FP74)	
230668	Porsche Panamera (17-19)	Porsche # 9A7819429	
230679	BMW iX Electric (2023)	BMW # 64115A30A93	
230680	Maserati (14-23)	Maserati # 6700050021	
230681	Mercedes Sprinter Vans - rear cabin air	MBZ # 0008354800	
230707	Mercedes (20-23)	MBZ # A1678350400	
232010	Nissan Juke; Renault Fluence (non-US markets)	Nissan # 272771KA4A	
232020	Chevy Spark (Europe), Mitsubishi Pajero	GM # 95947238	
232064	Hyundai (non-US markets)	HYU # 971332E250	
232086	Audi A1; Seat; Skoda; VW Polo V (non-US markets)	VW # 6R0820367	
232094	Ford Ranger II, Mazda BT50 (non-US markets)	Ford # AB3919N619A	
232100	Dacia; Renault (non-US markets)	Renault # 272775340R	
232131	BMW, MiniCooper (14-20)	BMW # 64119321875	
236820	Ford Fiesta Courier II, Kia; Puma; Mazda (non-US markets)	Ford # 96FW16N619AB	

**Some parts may not be available at time of publication.**

**ça se peut que certaines pièces soit pas disponibles au moment de publication  
Es posible que algunas partes no estén disponibles al momento de la publicación**

# Cabin Air Filter Product Line - Locator Chart

## Tableau de repérage des filtres d'habitacle

### Tabla de la ubicación de la línea de productos de filtros de aire de la cabina

NAPA No. N° NAPA	Application	OE Part Number N° de pièce É.O.	Location
236840	Peugeot, Porsche (Europe, Central America)	Porsche # 99657221901	
236848	Ford Galaxy I; Seat Alhambra; VW Sharan (non-US markets)	VW # 7M0819644	
236849	Ford Galaxy, Seat Alhambra, VW Sharan (non-US markets)	VW # 7M0819644	
236874	VW Caravelle, Transporter, Eurovan (Europe, Central America)	VW # 7D0819989	
236896	Skoda Favorit (non-US markets)	None	
236898	Volkswagen Golf II (non-US markets)	VW # 191819638	
236900	BMW (non-US markets)	BMW # 64311390836	
236926	Peugeot (non-US markets)	Peugeot # 6447AZ	
236928	Nissan Kubistar; Renault (non-US models)	Renault # 7700424098	
236930	Renault Scenic (non-US models)	Renault # 7701205279	
236946	Peugeot (non-US markets)	Peugeot # 002484	
236969	Peugeot (non-US models)	PEU # 002435	
236990	Dacia; Nissan Micra ; Renault (non-US markets)	Nissan # 27891AX01A	
239024	Opel, Vauxhall, Suzuki (non-US markets)	GM # 0631916	
239036	Audi A1; Seat Cordoba III; Ibiza; Skoda ; VW (non-US markets)	VW # 6Q0820367	
239037	Seat, Skoda ,VW, Audi (non-US markets)	VW # 6Q819653B	
239104	Nissan Almera (N16); Almera Tino; Primera III (non-US markets)	Nissan # 27891BM401KE	
239110	Ford Fiesta V ; Fusion/Fusion Plus (non-US markets)	Ford # 2S6H16N619AA	
239112	Citroën ; Peugeot (non-US markets)	Peugeot # 6447KK	
239128	Citroën C5 (non-US markets)	Citroen # 6447HT	
239130	Fiat; Lancia; UAZ Hunter; Patriot (non-US models)	Fiat # 46723331	
239162	Ford Mondeo III (00-07); Jaguar X-Type (CF1)	Ford # 1S7H16N619AC	
239171	Peugeot (non-US markets)	Peugeot # 6447GW	
239174	Renault Megane II (non-US markets)	Renault # 7701055109	
239186	Mazda 2; 6 (GG/GY); 6 (GH); CX-7 (non-US markets)	Mazda # GJ6A61P11A	
239210	Fiat Panda (non-US markets)	Fiat # 46723321	
239212	Renault Scenic II (non-US markets)	Renault # 7701055110	
239242	Fiat Palio (non-US markets)	Fiat # 7079682	
239246	Nissan Primastar; Opel; Renault Trafic; Vauxhall Vivaro (non-US markets)	Renault # 7701050319	
239250	Fiat Punto (non-US markets)	Fiat # 55702456	
239256	Citroën C3 II; DS3; Peugeot 207 (non-US markets)	Peugeot # 1609428080	
239280	Fiat Albea; Palio; Strada (non-US markets)	Fiat # 7082301	
239293	Mitsubishi Colt, Smart Forfour, Roadster (non-US models)	Mit # MR958017	
239309	Landrover (15-19), Volvo (08-19)	Landrover # LR056138	
239314	Diahatsu, Fiat, Suzuki (non-US models)	Suzuki # 9586062J00	
239318	Citroën; Peugeot (non-US markets)	Peugeot # 6447XF	
239344	Hyundai, Kia (non-US markets)	HYU # 9713307010	
239354	Various Hyundai Models (Mexico, Central America) 2 per box	Hyu # 971332E910	
239360	Ford Fiesta VI (non-US markets)	Ford # 1594615	
552097	Ford, Volvo (non-US markets)	Ford # 1709013	
552119	Ford Tourneo, Transit (non-US markets)	Ford # 1839688	
559222	Mercedes (non-US markets)	MBZ # 6398350247	
559330	Mercedes, VW (non-US markets)	MBZ # 9068300218	

Some parts may not be available at time of publication.

ça se peut que certaines pieces soit pas disponibles au moment de publication  
Es posible que algunas partes no estén disponibles al momento de la publicación

## Footnotes

FN #	English	Spanish	French
1	Chrome version	Versión cromada	Version en chrome
3	California models	Modelos para California	Modèles pour la Californie
6	With Vapor Diverter	Con desviador de vapor	Avec déflecteur de vapeur
7	Without Vapor Diverter	Sin desviador de vapor	Sans déflecteur de vapeur
17	Plastic version	Versión de plástico	Version en plastique
21	From Engine # 4717578	Del motor n° 4717578	À partir du moteur n° 471578
22	To Engine # 4717577	Al motor n° 4717577	Jusqu'au moteur n° 4717577
32	Models with cartridge filter	Modelos con filtro de cartucho	Modèles à filtre à cartouche
53	Also available in Masterpack version	También se encuentra disponible en versión Masterpack.	Aussi disponible en version de paquet multiple.
61	Available until inventory is depleted	Disponible hasta que el inventario se agote	Disponible jusqu'à épuisement des stocks
70	Also available in Masterpack version	También se encuentra disponible en versión Masterpack.	Aussi disponible en version de paquet multiple.
71	Not servicable- Lifetime fuel filter- usually in fuel tank	No reparable. Filtro de combustible para toda la vida, generalmente en el tanque de combustible.	Non réparable. Filtre à carburant à vie, en général dans le réservoir à carburant.
72	Manual Transmission	Transmisión manual	Boîte de vitesses manuelle
78	Charcoal Impregnated	Impregnado en carbón	Charbon
79	Particulate	Partícula	Particules
134	For Allison spin-on transmission filter, use # 7701	Filtre de spin-on boîte de vitesses, utiliser le # 7701	Filtro de la transmisión spin-on, utilizar de # 7701
137	Standard Corrugated version	Versión corrugada estándar	Type ondulé ordinaire
138	Without Bracket	Sin soporte	Sans crochet
139	With Bracket	Con soporte	Avec crochet
140	Square air panel	Panel de filtro de aire cuadrado	Panneau de filtre à air carré
141	Rectangular air panel	Panel de filtro de aire rectangular	Panneau de filtre à air rectangulaire
142	Panel air filter for converted housing	Panel de filtro de aire para una caja convertida	Panneau de filtre à air pour boîtier transformé
143	Height 8.25	Altura de 209,55 mm (8,25 pulg.)	Hauteur de 8,25 po
144	Height 6.5	Altura de 165,1 mm (6,5 pulg.)	Hauteur de 6,5 po
146	Element only	Elemento solamente	Seulement la cartouche
147	Includes frame + filter element together	Incluye armazón y elemento filtrante juntos.	Inclut le cadre et la cartouche ensemble.
150	OE style without bracket	Estilo del equipo original sin soporte	Type FEO sans crochet
153	Without fuel return system	Sin sistema de retorno del combustible	Sans système de retour du carburant
154	With pressure regulator	Con regulador de presión	Avec soupape de régulation de pression
155	Standard version	Versión estándar	Version ordinaire
156	Universal style with adjustable cradle on one end	Estilo universal con apoyo ajustable en un extremo	Type universel avec berceau ajustable sur un côté
158	1500 Series	Serie 1500	Série 1500
159	2500-3500 Series	Serie 2500-3500	Séries 2500 et 3500
160	Convertible	Convertible	Cabriolet
161	Hard Top	Capota rígida	Non décapotable
162	Fuel/Water Separator	Separador de agua/combustible	Séparateur d'eau/carburant
164	Optional filter, if cabin air kit installed by dealership	Filtro opcional, en caso de instalación del juego del aire de la cabina por el concesionario	Filtre en option, en cas d'installation du filtre d'habitacle par le concessionnaire.
165	High-voltage battery pack filter located in the rear cargo area on the driver's side trim panel	Filtro para el bloque de batería de alto voltaje localizado en el área de carga trasera, en el panel decorativo del lado del conductor	Filtre pour bloc-batterie haute tension situé dans l'espace à bagages arrière, sous le panneau de garniture, côté conducteur.
166	Optional filter, not installed on all models	Filtro opcional; no está instalado en todos los modelos.	Filtre en option ; pas installé sur tous les modèles.
167	Up to VIN # M45254	Hasta el VIN M45254	Jusqu'au NIV M45254
168	After VIN # M45254	Después del VIN M45254	Après le NIV M45254
171	With auto-recirculation	Con recirculación automática	Avec recyclage automatique
172	Without auto-recirculation	Sin recirculación automática	Sans recyclage automatique
173	High-Efficiency	Alta eficiencia	Rendement supérieur
175	Lifetime	Para toda la vida	À vie
176	CE, LE Trim	Decoración CE, LE	Garniture CE ou LE
179	This filter has a sensor port - must remove the sensor from the old filter and reinstall on the new	Este filtro tiene un puerto sensor. Se debe quitar el sensor del viejo filtro y reinstalarlo en el nuevo.	Filtre fourni avec orifice de capteur ; il faut enlever le capteur du vieux filtre et le réinstaller sur le filtre neuf.
184	Has lid attached	Con tapa sujeta	Le couvercle est attaché au filtre.
185	Right side	Lado derecho	Côté droit
186	Left side	Lado izquierdo	Côté gauche
187	Warm climate-left side	Clima cálido - Lado izquierdo	Climat chaud - côté gauche
188	Warm climate-right side	Clima cálido - Lado derecho	Climat chaud - côté droit
189	Cold climate-left side	Clima frío - Lado izquierdo	Climat froid - côté gauche
190	Cold climate-right side	Clima frío - Lado derecho	Climat froid - côté droit
193	Cellulose media	Medio de celulosa	Matériau en cellulose
194	Synthetic media	Medio sintético	Matériau synthétique
197	To Chassis # 049999	Hasta chasis n° 049999	Jusqu'au châssis n° 049999
198	From Chassis # 050001	Desde chasis n° 050001	À partir du châssis n° 050001
203	Before VIN LW34845	Antes del VIN LW34845	Jusqu'au NIV LW34845
204	After VIN LW34846	Después del VIN LW34846	Après NIV LW34846
206	New body style only	Nuevo estilo de carrocería solamente	Nouveau style de carrosserie seulement

## Footnotes

FN #	English	Spanish	French
214	Old body style only	Viejo estilo de carrocería solamente	Ancien style de carrosserie seulement
217	Truck or Bus applications with oil filter housing that has a spring-loaded long post - has lid attached to filter	Para camión o autobús con caja de filtro de aceite que tenga un poste largo a resorte; tiene la tapa sujeta al filtro.	Pour camions ou autobus à boîtier de filtre à l'huile possédant une longue tige à ressort et un couvercle attaché au filtre.
219	Only to be used on applications that have a short post without spring in the oil filter housing - no lid attached	Utilizar solamente en aplicaciones que tengan un poste corto sin resorte en la caja del filtro de aceite; sin tapa sujeta.	À n'utiliser que sur les camionnettes dont le boîtier a une tige courte et sans ressort dans le boîtier du filtre à huile ; aucun couvercle attaché.
220	with Automatic Climate Control	Con control automático de climatización	Avec climatisation automatique
221	without Automatic Climate Control	Sin control automático de climatización	Sans climatisation automatique
222	Has 2 threaded ends	Tiene 2 extremos roscados.	Avec deux bouts filetés
223	Has 1 threaded end	Tiene 1 extremo roscado.	Avec un bout fileté
224	Models with Automatic Transmission	Modelos con transmisión automática	Modèles avec boîte de vitesses automatique
225	For vehicles with JCW upgrade option	Para vehículos con opción de mejoramiento JCW	Pour véhicules à option d'amélioration JCW
228	Cabin air for optional roof unit	Aire de la cabina para unidad de techo opcional	Filtre d'habitacle pour appareil sur toit en option
229	One 3/8 Line	Una línea de 9,5 mm (3/8 pulgada)	Une canalisation de 3/8 po
230	Two 3/8 Lines	Dos líneas de 9,5 mm (3/8 pulgada)	Deux canalisations de 3/8 po
237	Updated version with plastic Lid	Versión actualizada con tapa de plástico	Versión améliorée avec couvercle en plastique
240	Models with manual transmission	Modelos con transmisión manual	Modèles avec boîte de vitesses manuelle
252	W211 Body	Cuerpo W211	Boîtier W211
256	Up to 1/16/09	Hasta el 16 de enero de 2009	Jusqu'au 16/01/2009
257	After 1/16/09	Después del 16 de enero de 2009	Après le 16/01/2009
258	2 Pleat	Pliegue de 50,8 mm (2 pulgadas)	Plis de 2 po
259	4 Pleat	Pliegue de 101,6 mm (4 pulg.)	Plis de 4 po
263	After 6/23/08	Después del 23 de junio de 2008	Après le 23/06/2008
264	Up to 9/25/08	Hasta el 25 de septiembre de 2008	Avant le 25/09/2008
265	After 9/25/08	Después del 25 de septiembre de 2008	Après le 25/09/2008
266	5.1 cartridge	Cartucho de 129,5 mm (5,1 pulg.)	Cartouche de 5,1 po
267	4.1 cartridge	Cartucho de 104,14 mm (4,1 pulg.)	Cartouche de 4,1 po
268	Up to 4/27/09	Hasta el 27 de abril de 2009	Fab. avant 4/27/2009
269	4/27/09 - on	Desde el 27 de abril de 2009 en adelante	Fab. après 4/27/2009
271	Complete assembly - after this assembly is installed, only the element is required	Unidad completa. Después de instalar esta unidad, sólo es necesario el elemento filtrante.	Ensemble complet - après installation de cet ensemble, seule la cartouche est nécessaire
275	Cartridge style	Estilo con cartucho	Type de cartouche
276	Vehicles with HCC - Halla Climate Control Systems	Vehículos con sistema de control de climatización Halla (HCC)	Véhicules avec système de climatisation Halla (HCC)
277	Vehicles with DCC - Doowon Climate Control Systems	Vehículos con sistema de control de climatización Doowon (DCC)	Véhicules avec système de climatisation Doowon (DCC)
281	With Quick Connects	Con conexiones rápidas	Avec raccords rapides
284	Light Duty version	Modelo ligero	Modèle léger
285	Heavy Duty version	Modelo resistente	Modèle robuste
286	Models with Oil-Cooler	Modelos con refrigerador de aceite	Modèles avec refroidisseur d'huile
287	Models without Oil-Cooler	Modelos sin refrigerador de aceite	Modèles sans refroidisseur d'huile
288	Without pressure regulator	Sin regulador de presión	Sans régulateur de pression
289	Has closed top - no sensor port opening	Cerrado en la parte superior - Sin abertura para el puerto sensor	Est fermé en haut - aucune ouverture pour l'orifice du capteur
290	Early production models	Modelos producidos inicialmente	Premiers modèles produits
291	Late production models	Modelos producidos recientemente	Modèles produits récemment
299	Metal in-line	Metal en línea	Métal en ligne
304	80 mm O.D.	80 mm de diámetro exterior	80 mm de dia. ext.
305	70 mm O.D.	70 mm de diámetro exterior	70 mm de dia. ext.
308	To chassis 8P617600 with housing 1K0127400K	Al chasis 8P617600 con caja 1K0127400K	Pour châssis 8P617600 avec logement 1K0127400K
309	To chassis 8P617600 with housing 1K0127400J	Al chasis 8P617600 con caja 1K0127400J	Pour châssis 8P617600 avec logement 1K0127400J
310	Updated design	Diseño actualizado	Conception mise à jour
311	Felt gaskets	Juntas de fieltro	Jointes en feutre
313	Length 8.2 (Takes 2)	208,28 mm (8,2 pulg.) de longitud (lleva 2)	Longueur de 8,2 po (il en faut 2)
314	Length 10.9 (Takes 1)	276,86 mm (10,9 pulg.) de longitud (lleva 1)	Longueur de 10,9 po (il en faut 1)
315	Height 3.2	81,28 mm (3,2 pulg.) de altura	Hauteur de 3,2 po
318	Foam insert replaced only when damaged	La inserción de espuma sólo es reemplazada cuando se encuentra dañada.	Remplacez la garniture en mousse seulement lorsqu'elle est endommagée.
321	1st Design	Primer diseño	Première version
322	2nd Design	Segundo diseño	Deuxième version
323	Forest Air System cabin filter	Filtro de aire de la cabina con sistema Forest	Filtre à air d'habitacle avec système Forest
324	Non-Forest Air System cabin filter	Filtro de aire de la cabina sin sistema Forest	Filtre à air d'habitacle sans système Forest
328	w/ Two Gasket Pack	Con paquete de 2 juntas	Avec ensemble de 2 joints
329	w/ Three Gasket Pack	Con paquete de 3 juntas	Avec ensemble de 3 joints
330	Long	Largo	Long
331	Short	Corto	Court
340	To Chassis 1K6834878	Al chasis 1K6834878	Jusqu'au châssis 1K6834878
341	From Chassis 1K6834879	Del chasis 1K6834879	À partir du châssis 1K6834879

## Footnotes

FN #	English	Spanish	French
342	To chassis 1K6817800	Al chasis 1K6817800	Jusqu'au châssis 1K6817800
343	From chassis 1K6817801	Del chasis 1K6817801	À partir du châssis 1K6817801
344	To VIN 000001	Al VIN 000001	Jusqu'au NIV 000001
352	Up to 09/01/06	Hasta el 1 de septiembre de 2006	Avant le 01/09/2006
353	09/01/06 - on	Desde el 1 de septiembre de 2006 en adelante	Après le 01/09/2006
360	Flame Retardent Version	Modelo de combustión lenta	Modèle résistant aux flammes
370	Hasta marzo de 2008	Jusqu'en 03/2008	To 3/08
371	Desde marzo de 2008 en adelante (2)	À partir de 03/2008 (2)	3/08 - on (2)
372	Hasta el 14 de mayo de 2001	Jusqu'au 14/05/2001	To 5/14/01
373	Desde el 14 de mayo de 2001 en adelante	À partir du 14/05/2001	5/14/01 - on
376	Opción para clima frío	Option pour climat froid	Cold Climate Option
377	Panel con cinco lados	Panneau à cinq côtés	Five-Sided Panel
383	Para vehículos con calentador en el filtro de combustible desmontable	Pour véhicules à chauffe-filtre à carburant détachable	For vehicles with detachable fuel filter heater
384	Para vehículos con sensor de agua y calentador en el filtro de combustible desmontable	Pour véhicules à chauffe-filtre à carburant détachable et capteur d'eau	For vehicles with detachable fuel filter heater and water sensor
389	Si la caja del filtro de aire del equipo original ha sido reemplazada por el juego n° FA1759	Lorsque le boîtier du filtre à air d'origine a été remplacé par la trousse n° FA1759.	If OE air housing has been replaced by air housing kit # FA1759
394	Contains 2 Filters per Box	Contiene 2 filtros por caja	Contient 2 filtres par boîte.
399	Except California Models	Excepto los modelos para California	Sauf sur les modèles pour la Californie
401	Cabin filter for a/c	Filtro para la cabina, para aire acondicionado	Filtre d'habitacle pour climatisation
405	Sedan, Wagon	Sedán, vehículo familiar	Berline, voiture familiale
406	Coupe, Convertible	Cupé, convertible	Coupé, décapotable
407	Black Version	Versión negra	Version en noir
414	Excludes John Cooper Works package	Excluye el paquete John Cooper Works	Exclut la trousse John Cooper Works
418	A/C Model CJ2 w/automatic temperature control	Modelo de aire acondicionado CJ2 con control automático de temperatura	Modèle de clim. CJ2 avec commande de température automatique
423	Dusty Environments	Ambientes polvorientos	Milieux poussiéreux
424	Non-Convertible	No convertible	Non convertible
425	Models with Spin-On Filter	Modelos con filtro integral spin-on	Modèles avec filtre amovible
426	From chassis 8P6176001	Del chasis 8P6176001	À partir du châssis n° 8P6176001
427	Electric Start	Arranque eléctrico	Démarrage électrique
432	Shaft Drive	Transmisión por árbol	Entraînement par arbre
433	Chain Drive	Transmisión por cadena	Entraînement à chaîne
438	w/ sensor permanently installed	Con sensor permanentemente instalado	avec capteur installé de façon permanente
439	with plastic housing	Con caja de plástico	avec boîtier en plastique
440	with aluminum housing	Con caja de aluminio	avec boîtier en aluminium
441	Outer	Exterior	Extérieur
442	Inner	Interior	Intérieur
446	From Engine # 4413115	Del motor n° 4413115	À partir du moteur n° 4413115
447	This filter comes with 2 standard clips - if shorter clips required, order # NCK11 separately - contains 10 duckbill clips	Este filtro viene equipado con 2 ganchillos comunes. En caso de requerir ganchillos más cortos, ordenar separadamente el n° NCK11, que contiene 10 ganchillos pico de pato.	Filtre fourni avec 2 pinces ordinaires. En cas de besoin de pinces plus courtes, commander séparément le n° NCK11, qui contient 10 pinces « bec de canard » par boîte.
450	Bosch Injection System	Sistema de inyección Bosch	Système d'injection Bosch
451	Siemens Injection System	Sistema de inyección Siemens	Système d'injection Siemens
474	W/ AQS (Air Quality System)	Con sistema de calidad de aire (AQS)	Avec système de qualité de l'air (AQS)
475	W/O AQS (Air Quality System)	Sin sistema de calidad de aire (AQS)	Sans système de qualité de l'air (AQS)
479	NanoPro Version	Versión NanoPro	Version NonoPro
481	Metal Free	Sin metal	Sans métal
492	W/ air balance package	Con paquete de balance de aire	Avec purificateur d'air
493	W/O air balance package	Sin paquete de balance de aire	Sans purificateur d'air
495	AWD	AWD	AWD
496	RWD	RWD	RWD
500	For vehicles w/ a 5 inch filter housing cap and no housing center post	Para vehículos con caja de filtro con tapa de 12,7 cm (5) y sin varilla central.	Pour véhicules avec boîtier de filtre à capuchon de 5 po et sans tige centrale.
501	For vehicles equipped w/ a filter center post and a 3 inch filter housing cap	Para vehículos con caja de filtro con tapa de 12,7 cm (5) y sin varilla central.	Pour véhicules avec boîtier de filtre avec tige centrale et capuchon de 3 po.
503	Some competitive parts have a detachable ring that can remain in the air filter housing. Make sure this detachable ring is removed from the housing before installing the new part	Algunas piezas competitivas tienen un anillo desmontable que puede permanecer en la carcasa del filtro de aire. Asegúrese de que este anillo desmontable se retire de la carcasa antes de instalar la nueva pieza	Certaines pièces de la concurrence ont un anneau détachable qui peut rester dans le boîtier du filtre à air. Assurez-vous que cette anneau détachable est retirée du boîtier avant d'installer la nouvelle pièce
504	Kit includes primary + secondary fuel filters together as one kit	El kit incluye filtros de combustible primarios + secundarios juntos como un kit	Le kit comprend les filtres primaire + secondaire en un kit
507	With housing and cap marked Hengst	Avec capuchon de boîtier marqué Hengst	Con la carcasa y la tapa marcada Hengst
508	With housing and cap marked UFI	Avec capuchon de boîtier marqué UFI	Con caja y tapa marcada UFI
509	Hatchback	Hatchback	Hatchback
513	Police Models	Modelo Policía	Police Modèle
515	Serial Number Up to 19024	Número de serie hasta 19024	N° de série jusqu'à 19024
516	Serial Number from 19025 Up	Número de serie a partir de 19025	N° de série a partir de 19025



## Footnotes

---

FN #	English	Spanish	French
518	With Heater	Con calefactor	Avec chauffage
521	SOHC [Single Overhead Cam]	Simple árbol de levas a la cabeza (SOHC)	Simple arbre à cames en tête (SOHC)
522	DOHC [Double Overhead Cam]	Doble árbol de levas a la cabeza (DOHC)	Double arbre à cames en tête (DOHC)
523	Performance Version	Versión Performance	Version Performances
524	Has Built-in Heater & Water Port	Tiene puerto para calefactor y agua incorporado	Avec orifice chauffage et eau incorporé
528	For Retrofit Kits	Para equipos reacondicionados	Pour trousse de modification
534	For Serial # BKZ999 and Less	Número de serie hasta BKZ999	N° de série jusqu'à BKZ999
535	For Serial # BL001 and Greater	Número de serie a partir de BL001	N° de série à partir de BL001
536	Canadian Models	pour la Canadian	Modèles
541	Mazda Engine P5	motor Mazda P5	moteur Mazda P5
543	4 Speed Transmission	Transmisión de 4 velocidades	Transmission à 4 vitesses
550	w/o Heater Element	sin elemento calentador	sans élément chauffant



Motorcycles

APRILIA — BMW

MOTORCYCLES

Make & Model Haz un modelo Marque et modèle	Serv. Type	Part No. N° de pieza N° de pièce	Make & Model Haz un modelo Marque et modèle	Serv. Type	Part No. N° de pieza N° de pièce	Make & Model Haz un modelo Marque et modèle	Serv. Type	Part No. N° de pieza N° de pièce
<b>APRILIA</b>			<b>BETA</b>			BMW (Cont'd/Suite)		
49cc RS50 (1996-2009)	Lube ...	NS	249cc	Lube ...	7932	999cc		
TUONO 50 (2003-2004)	Lube ...	NS	EVO 250 4 STROKE (2016-2016)			S1000RR (2014-2014)	Lube ...	100354
100cc			EVO 250 4 STROKE SPORT (2016-2016)	Lube ...	7932	S1000RR (2015-2015)	Lube ...	100245
SCARABEO 100 (2001-2010)	Lube ...	NS				S1000RR (2016-2016)	Lube ...	100354
125cc RS125 (1997-2009)	Lube ...	NS	297cc	Lube ...	7932	S1000RR (2019-2022)	Lube ...	100354
TUONO 125 (2003-2004)	Lube ...	NS	EVO 300 4 STROKE (2016-2019)			S1000XR (2015-2015)	Lube ...	100245
450cc RXV450 (2006-2007)	Lube ...	NA	EVO 300 4 STROKE SPORT (2016-2016)	Lube ...	7932	S1000XR (2016-2016)	Lube ...	100354
550cc RXV550 (2006-2007)	Lube ...	NA				S1000XR (2019-2022)	Lube ...	100354
649cc			<b>BMW</b>			1000cc		
PEGASO 650 (2007-2007)	Lube ...	4935 <sup>329</sup>	313CC G 310 R (2021-2022)	Lube ...	NA	K1 (1988-1993)	Lube ...	7936
	Lube ...	4936 <sup>328</sup>	G310GS (2021-2022)	Lube ...	NA	K100 (1983-1986)	Lube ...	7936
PEGASO 650 TRAIL (2006-2006)	Lube ...	4935 <sup>329</sup>	350CC C400GT (2022-2022)	Lube ...	100245	K100LT (1986-1992)	Lube ...	7936
	Lube ...	4936 <sup>328</sup>	C400X (2019-2020)	Lube ...	100245	K100RT (1984-1988)	Lube ...	7936
650cc			450cc G450X (2008-2010)	Lube ...	7936	R100RT (1978-1984)	Lube ...	4945 <sup>286</sup>
650 STARK (2013-2013)	Lube ...	100090	473cc R45 (1978-1985)	Lube ...	4945	R100T (1978-1984)	Lube ...	4945
659CC			600cc	Lube ...	4945	1100cc		
Tuareg 660 (2021-2023)	Lube ...	7035 <sup>53</sup>	R60 (1969-1980)	Lube ...	4945	K1100LT (1992-1997)	Lube ...	7936
Tuono 660 (2021-2023)	Lube ...	1359	R60/5 (1969-1974)	Lube ...	4945	K1100RS (1993-1996)	Lube ...	7936
			R60/6 (1974-1976)	Lube ...	4945	R1100 SERIES (1993-2006)	Lube ...	7936
750cc			647cc C650GT (2016-2020)	Lube ...	100245	1130cc		
750 SHIVER (2008-2009)	Lube ...	7035 <sup>53</sup>	650cc	Lube ...	100245	R1150R ROADSTER (EDITION 80) (2002-2006)	Lube ...	7936
750 SHIVER (2011-2015)	Lube ...	7035 <sup>53</sup>	C600 SPORT (2014-2015)	Lube ...	100245	1150cc		
DORSODURO 750 (2008-2012)	Lube ...	7035 <sup>53</sup>	C650GT (2014-2015)	Lube ...	100245	R1150 SERIES (2000-2006)	Lube ...	7936
850cc			F650GS (2012-2012)	Lube ...	100245	1170cc		
850 MANA (2007-2012)	Lube ...	7035 <sup>53</sup>	G650GS (2013-2015)	Lube ...	NA	R NINE T (2016-2016)	Lube ...	100245
850 MANA GT (2008-2014)	Lube ...	7035 <sup>53</sup>	R65 (1978-1987)	Lube ...	4945	R NINE T (2019-2022)	Lube ...	100245
896CC			R65GS (1987-1992)	Lube ...	4945	R NINE T RACER (2019-2020)	Lube ...	100245
900 SHIVER (2017-2022)	Lube ...	7035 <sup>53</sup>	R65LS (1981-1985)	Lube ...	4945	R NINE T SCRAMBLER (2019-2022)	Lube ...	100245
Dorsoduro 900 (2017-2022)	Lube ...	7035 <sup>53</sup>	700cc	Lube ...	100245	R NINE T URBAN G/S (2019-2021)	Lube ...	100245
1000cc			745cc R75/5 (1969-1980)	Lube ...	4945	R1200GS (2016-2016)	Lube ...	100354
ETV 1000 CAPONORD (2001-2007)	Lube ...	100090	750cc R75 (1969-1977)	Lube ...	4945	R1200GS (2019-2019)	Lube ...	100354
RST 1000 FUTURA (2001-2003)	Lube ...	NS	800cc	Lube ...	100245	R1200GS ADVENTURE (2016-2016)	Lube ...	100354
RSV 1000 (1998-1998)	Lube ...	1359	F800GS (2007-2008)	Lube ...	100245	R1200RT (2016-2016)	Lube ...	100354
RSV 1000 (1999-2009)	Lube ...	100090	F800GS (2009-2013)	Lube ...	7936	1200cc		
RSV4 FACTORY APRC ABS (2014-2015)	Lube ...	1359	F800GT (2014-2014)	Lube ...	NA	HP2 ENDURO (2006-2008)	Lube ...	7936
RSV4 R (2009-2015)	Lube ...	1359	F800R (2009-2013)	Lube ...	7936	HP2 ENDURO (2009-2014)	Lube ...	100245
RSV4 R FACTORY (2009-2013)	Lube ...	1359	F800R (2015-2015)	Lube ...	NA	HP2 MEGAMOTO (2006-2009)	Lube ...	7936
RSV4 R FACTORY (2016-2018)	Lube ...	1359	F800S (2006-2008)	Lube ...	7936	HP2 SPORT (2008-2010)	Lube ...	7936
RSV4 RF (2016-2016)	Lube ...	1359	F800ST (2006-2013)	Lube ...	7936	K1200 SERIES (1999-2009)	Lube ...	7936
RSV4 RR (2016-2018)	Lube ...	1359	R80 (1978-1987)	Lube ...	4945	R1200 SERIES (1999-2014)	Lube ...	7936
SL 1000 FALCO (2000-2003)	Lube ...	100090	R80G (1981-1984)	Lube ...	4945	R1200 SERIES (2015-2015)	Lube ...	100245
TUONO 1000R (2011-2013)	Lube ...	1359	R80GS (1980-1987)	Lube ...	4945	R1200C (1170CC) (2004-2005)	Lube ...	7936
TUONO V4 1100 (2015-2015)	Lube ...	1359	R80S (1981-1984)	Lube ...	4945	R1200GS (2003-2007)	Lube ...	100245
			R80ST (1982-1984)	Lube ...	4945	Air ...	NR	
			850cc R850R (1995-2001)	Lube ...	7936	1254CC		
1077cc			853CC	Lube ...	100354	R1250GS (2020-2021)	Lube ...	100354
TUONO V4 1100 (2022-2022)	Lube ...	1359	F750GS (2019-2022)	Air ...	501400	R1250R (2022-2022)	Lube ...	100354
TUONO V4 ABS (2016-2016)	Lube ...	1359	F850GS (2019-2022)	Lube ...	100354	R1250RS (2021-2022)	Lube ...	100354
TUONO V4 FACTORY ABS (2016-2019)	Lube ...	1359		Air ...	501400	R1250RT (2022-2022)	Lube ...	100354
TUONO V4 FACTORY ABS (2021-2022)	Lube ...	1359	895CC	Lube ...	100354	1293cc		
1100CC			F850GS Adventure (2022-2022)	Air ...	501400	K1300S (2016-2016)	Lube ...	100354
RSV4 R FACTORY (2019-2022)	Lube ...	1359	F900R (2020-2022)	Lube ...	100354	1300cc		
RSV4 RR (2019-2022)	Lube ...	1359	F900XR (2022-2022)	Air ...	501400	K1300GT (2009-2010)	Lube ...	100354
TUONO V4 FACTORY ABS (2020-2020)	Lube ...	1359		Air ...	501400	K1300R (2009-2011)	Lube ...	100354
1196cc			990cc	Lube ...	7936	K1300R (2013-2013)	Lube ...	100354
Caponord 1200 ABS Rally (2016-2020)	Lube ...	7035 <sup>53</sup>	K100RS (1990-1992)	Lube ...	7936	K1300S (2009-2014)	Lube ...	100354
			S1000RR (2009-2013)	Lube ...	100354	K1300S (2015-2015)	Lube ...	100245
1200cc			999cc	Lube ...	100354	1600cc		
DORSODURO 1200 (2011-2012)	Lube ...	7035 <sup>53</sup>	HP4 (2013-2014)	Lube ...	100354	K1600GTL (2011-2015)	Lube ...	100245
			K1300GT (2015-2015)	Lube ...	100245	1649cc		
			M1000RR (2022-2022)	Lube ...	100354	K1600 GTL EXCLUSIVE (2016-2016)	Lube ...	100245
			S1000R (2016-2016)	Lube ...	100245	K1600B (2017-2022)	Lube ...	100245
			S1000R (2019-2022)	Lube ...	100354			

N/A = Not Available N/R = Not Required N/S = Not Serviceable See pages 13-16 for footnotes  
 N/A = Non disponible N/R = Non nécessaire N/S = Non réparable Voir pages 13-16 pour des notes  
 N/A = No disponible N/R = No requiere N/S = No servible Ver las páginas 13-16 para las notas al pie de página

*Italicized Part Numbers May Not Be Available.*  
 Las piezas con números en *italicas* pueden no estar disponibles.  
 Les numéros de pièce en *italiques* peuvent ne pas être disponibles.



BMW — DUCATI

Motorcycles

MOTORCYCLES

Make & Model Haz un modelo Marque et modèle	Serv. Type	Part No. N° de pieza N° de pièce	Make & Model Haz un modelo Marque et modèle	Serv. Type	Part No. N° de pieza N° de pièce	Make & Model Haz un modelo Marque et modèle	Serv. Type	Part No. N° de pieza N° de pièce
<b>BMW (Cont'd/Suite)</b>			<b>CAN-AM (Cont'd/Suite)</b>			<b>DUCATI (Cont'd/Suite)</b>		
1649cc			1330cc			803cc		
K1600GT (2016-2022)	Lube ...	100245	SPYDER F3 S 10TH ANV (2018-2018)	Lube ...	100238	MONSTER 797 (2018-2018)	Lube ...	7013
K1600GTL (2016-2022)	Lube ...	100245	SPYDER F3 SE6 (2016-2017)	Lube ...	100238	SCRAMBLER CLASSIC (2016-2016)	Lube ...	7013
1650cc K1600G (2011-2015)	Lube ...	100245	SPYDER F3 SM6 (2016-2017)	Lube ...	100238	SCRAMBLER FLAT TRACK PRO (2016-2016)	Lube ...	7013
1802CC R18 (2022-2022)	Lube ...	100245	SPYDER F3 T (2010-2010)	Lube ...	100238	SCRAMBLER FULL THROTTLE (2016-2016)	Lube ...	7013
R18B (2022-2022)	Lube ...	100245	Spyder F3-S Daytona 500 (SE6) (2017-2017)	Lube ...	100238	SCRAMBLER ICON (2016-2016)	Lube ...	7013
R18Classic (2022-2022)	Lube ...	100245	Spyder F3-S Daytona 500 (SM6) (2017-2017)	Lube ...	100238	SCRAMBLER URBAN ENDURO (2016-2016)	Lube ...	7013
<b>BUELL</b>			<b>DUCATI</b>					
500cc			399cc			821cc		
BLAST (492CC) (2000-2009)	Lube ...	1394 <sup>53</sup>	SCRAMBLER SIXTY2 (2016-2016)	Lube ...	7013	HYPERMOTARD (2013-2015)	Lube ...	7013
1000cc RR1000 (1987-1988)	Lube ...	1215 <sup>407</sup>	620cc DARK 620 (2002-2006)	Lube ...	7013	HYPERMOTARD SP (2014-2015)	Lube ...	7013
	Lube ...	1225 <sup>1</sup>	MONSTER 620 (2002-2006)	Lube ...	7013	HYPERSTRADA (2014-2015)	Lube ...	7013
XB9R FIREBOLT (984CC) (2003-2007)	Lube ...	1394 <sup>53</sup>	MONSTER 620 I.E (2004-2006)	Lube ...	7013	MONSTER 821 (2016-2018)	Lube ...	7013
XB9S LIGHTNING (984CC) (2003-2004)	Lube ...	1394 <sup>53</sup>	MONSTER 620S (2002-2003)	Lube ...	7013	MONSTER 821 DARK (2016-2016)	Lube ...	7013
XB9SX LIGHTNING (984CC) (2005-2010)	Lube ...	1394 <sup>53</sup>	MULTISTRADA 620 (2005-2006)	Lube ...	7013	MONSTER 821 STRIPE (2016-2017)	Lube ...	7013
XB9SX LIGHTNING CITYX (2005-2010)	Lube ...	1394 <sup>53</sup>				850cc STREETFIGHTER 848 (2014-2015)	Lube ...	7013
1190CC			696cc			SUPERBIKE 848 (2008-2010)	Lube ...	7013
1190 Baja DR (2021-2022)	Lube ...	NA	MONSTER 696 (2008-2014)	Lube ...	7013	SUPERBIKE 848 EVO (2011-2013)	Lube ...	7013
1190SX (2021-2022)	Lube ...	NA	MONSTER 796 (2012-2013)	Lube ...	7013	851cc SUPERBIKE (1990-1997)	Lube ...	7013
Hammerhead 1190 (2021-2022)	Lube ...	NA				888cc SUPERBIKE (1993-1997)	Lube ...	7013
SuperTouring (2021-2022)	Lube ...	NA	748cc			900cc		
1200cc			748 SERIES (1997-2003)	Lube ...	7013	907 DESMOSEDICI (1990-1993)	Lube ...	7013
CYCLONE M2 (1997-2002)	Lube ...	1215 <sup>407</sup>	749R (2004-2004)	Lube ...	7013	916 (1994-1998)	Lube ...	7013
LIGHTNING (1996-2002)	Lube ...	1215 <sup>407</sup>	MONSTER 750 (1997-1997)	Lube ...	7013	DARK 900 (2002-2002)	Lube ...	7013
	Lube ...	1225 <sup>1</sup>				MH900E (2001-2001)	Lube ...	7013
R1200 SERIES (1989-1993)	Lube ...	1215 <sup>407</sup>	750cc			MONSTER 900 (1997-2002)	Lube ...	7013
	Lube ...	1225 <sup>1</sup>	750 SERIES MONSTER (2000-2002)	Lube ...	7013	SPORT 900 (1998-1998)	Lube ...	7013
THUNDERBOLT (1995-2002)	Lube ...	1215 <sup>407</sup>	DARK 750 (2002-2002)	Lube ...	7013	SPORT 900 (2002-2002)	Lube ...	7013
	Lube ...	1225 <sup>1</sup>	MONSTER 750 (1992-2002)	Lube ...	7013	SUPERBIKE 1199 PANIGALE (2014-2015)	Lube ...	NA
X1W WHITE LIGHTNING (2002-2002)	Lube ...	1215 <sup>407</sup>	SPORT 750 (1990-1990)	Lube ...	7013	SUPERSPORT SS 900 (1980-1982)	Lube ...	7013
	Lube ...	1225 <sup>1</sup>	SPORT 750 (2001-2002)	Lube ...	7013	SUPERSPORT SS 900 (1991-1994)	Lube ...	7013
XB12R (1203CC) FIREBOLT (2004-2010)	Lube ...	1394 <sup>53</sup>	SUPERSPORT SS 750 (1991-1993)	Lube ...	7013	SUPERSPORT SS 900 (1998-2000)	Lube ...	7013
XB12S (1203CC) LIGHTNING (2004-2010)	Lube ...	1394 <sup>53</sup>	SUPERSPORT SS 750 (1997-1997)	Lube ...	7013	SUPERSPORT SS 900 (2002-2002)	Lube ...	7013
XB12SCG LIGHTNING (2007-2010)	Lube ...	1394 <sup>53</sup>	800cc			916cc		
XB12STT (1203CC) LIGHTNING (2007-2008)	Lube ...	1394 <sup>53</sup>	800 SPORT (2003-2003)	Lube ...	7013	MONSTER S4 (2001-2003)	Lube ...	7013
XB12X ULYSSES (2006-2010)	Lube ...	1394 <sup>53</sup>	HYPERMOTARD 796 (2010-2010)	Lube ...	7013	ST4 (1999-2001)	Lube ...	7013
XB12XT ULYSSES (2008-2010)	Lube ...	1394 <sup>53</sup>	HYPERMOTARD 796 (2012-2012)	Lube ...	7013	ST4 (2003-2004)	Lube ...	7013
			MONSTER 796 (2014-2014)	Lube ...	7013			
<b>CAN-AM</b>			MONSTER 800 (2003-2004)	Lube ...	7013			
600CC RYKER (2020-2022)	Lube ...	400680	MONSTER 800 (2003-2004)	Lube ...	7013			
900CC	Lube ...	400680	MONSTER S2R (2005-2007)	Lube ...	7013			
990cc			SUPERSPORT 800 (2003-2004)	Lube ...	7013			
SPYDER RT (2018-2020)	Lube ...	100238				937cc		
1330cc						HYPERMOTARD 939 (2016-2018)	Lube ...	7013
SPYDER F3 (2018-2022)	Lube ...	100238				HYPERMOTARD 950 (2021-2022)	Lube ...	NA
SPYDER F3 LIMITED (2018-2021)	Lube ...	100238				Hypermotard 950 RVE (2021-2022)	Lube ...	NA
SPYDER F3 LIMITED 10TH ANV (2018-2018)	Lube ...	100238				HYPERMOTARD 950 SP (2021-2022)	Lube ...	NA
SPYDER F3 LIMITED SE6 (2016-2016)	Lube ...	100238				HYPERMOTARD SP 939 (2016-2018)	Lube ...	7013
SPYDER F3 LIMITED SPECIAL SE6 (2016-2016)	Lube ...	100238				HYPERSTRADA 939 (2016-2016)	Lube ...	7013
SPYDER F3 S (2018-2020)	Lube ...	100238				Monster (2021-2022)	Lube ...	NA
						Monster Plus (2021-2021)	Lube ...	NA
						MULTISTRADA 950 (2018-2018)	Lube ...	7013
						MULTISTRADA 950 (2021-2021)	Lube ...	NA
						SUPERSPORT (2017-2018)	Lube ...	7013
						SuperSport S (2017-2018)	Lube ...	7013

N/A = Not Available N/R = Not Required N/S = Not Serviceable See pages 13-16 for footnotes  
 N/A = Non disponible N/R = Non nécessaire N/S = Non réparable Voir pages 13-16 pour des notes  
 N/A = No disponible N/R = No requiere N/S = No servible Ver las páginas 13-16 para las notas al pie de página

*Italicized Part Numbers May Not Be Available.*

Las piezas con números en *italicas* pueden no estar disponibles.  
 Les numéros de pièce en *italiques* peuvent ne pas être disponibles.



Motorcycles

DUCATI — HARLEY-DAVIDSON

MOTORCYCLES

Make & Model Haz un modelo Marque et modèle	Serv. Type	Part No. N° de pieza N° de pièce	Make & Model Haz un modelo Marque et modèle	Serv. Type	Part No. N° de pieza N° de pièce	Make & Model Haz un modelo Marque et modèle	Serv. Type	Part No. N° de pieza N° de pièce
DUCATI (Cont'd/Suite)			DUCATI (Cont'd/Suite)			HARLEY-DAVIDSON (Cont'd/Suite)		
944cc ST2 (1997-2003)	Lube ...	7013	1198cc			110CID		
959cc			MULTISTRADA 1200 (2010-2015)	Lube ...	7013	FLSTS HERITAGE SPRINGER (2007-2008)	Lube ...	7148 <sup>407</sup> 7348 <sup>1</sup>
959 PANIGALE (2016-2018)	Lube ...	NA	Multistrada 1200 Enduro Pro (2018-2018)	Lube ...	7013			
959 PANIGALE CORSE (2018-2018)	Lube ...	NA	Multistrada 1200 S (2017-2017)	Lube ...	7013	FLTRUSE CVO ROAD GLIDE ULTRA (2016-2016)	Lube ...	7148
992cc			MULTISTRADA 1200S PIKES PEAK (2012-2012)	Lube ...	7013	FXSTSE SCREAMIN EAGLE SOFTAIL SPRINGER (2005-2011)	Lube ...	7148 <sup>407</sup> 7348 <sup>1</sup>
992cc ST3 (2004-2007)	Lube ...	7013	MULTISTRADA 1200S PIKES PEAK (2014-2014)	Lube ...	7013			
992cc ST3 ABS (2006-2007)	Lube ...	7013	MULTISTRADA ENDURO (2016-2016)	Lube ...	7013			
996cc			MULTISTRADA ENDURO 1200 (2018-2018)	Lube ...	7013			
996cc 996 (2000-2001)	Lube ...	7013	MULTISTRADA GRANTURISMO (2014-2014)	Lube ...	7013	494cc		
996cc 996R (2001-2001)	Lube ...	7013	MULTISTRADA PIKES PEAK (2016-2016)	Lube ...	7013	XG500 HARLEY DAVIDSON STREET 500 (2015-2015)	Lube ...	1358 <sup>83</sup>
996cc 996S (2000-2001)	Lube ...	7013	MULTISTRADA S (2016-2016)	Lube ...	7013	XG500 STREET 500 (2016-2020)	Lube ...	1358 <sup>83</sup>
996cc MONSTER S4R (2004-2007)	Lube ...	7013	MULTISTRADA S TOURING (2016-2016)	Lube ...	7013			
996cc ST4S (2002-2005)	Lube ...	7013	MULTISTRADA TOURING (2016-2016)	Lube ...	7013			
996cc ST4S ABS (2003-2005)	Lube ...	7013	SUPERBIKE 1198 PANIGALE (2009-2011)	Lube ...	7013			
998cc						749cc		
998cc 998 (2002-2004)	Lube ...	7013				XG750 HARLEY DAVIDSON STREET 750 (2015-2015)	Lube ...	1358 <sup>83</sup>
998cc 998R (2002-2002)	Lube ...	7013				XG750 STREET 750 (2016-2020)	Lube ...	1358 <sup>83</sup>
998cc 998S BOSTROM REPLICA (2002-2002)	Lube ...	7013				XG750A Street Rod 750 (2019-2020)	Lube ...	1358 <sup>83</sup>
998cc MONSTER S4R TESTASTRETTA (2007-2008)	Lube ...	7013				XL883L SUPERLOW (2017-2018)	Lube ...	7148 <sup>407</sup> 7348 <sup>1</sup>
998cc MONSTER S4RS (2006-2008)	Lube ...	7013				XL883L SUPERLOW (2019-2020)	Lube ...	1215
999cc						XL883N IRON 883 (2017-2018)	Lube ...	7148 <sup>407</sup> 7348 <sup>1</sup>
999cc 999 MONO (2003-2006)	Lube ...	7013				XL883N IRON 883 (2019-2020)	Lube ...	1215
999cc 999R (2003-2006)	Lube ...	7013						
999cc 999S (2003-2007)	Lube ...	7013						
1000cc			1199cc					
1000cc GT1000 (2007-2010)	Lube ...	7013	SUPERBIKE 1199 PANIGALE (2013-2013)	Lube ...	NA			
1000cc MONSTER M1000 (2003-2005)	Lube ...	7013				883cc		
1000cc MONSTER S2R 1000 (2006-2008)	Lube ...	7013				IRON 883 (2009-2015)	Lube ...	1215 <sup>407</sup> 1225 <sup>1</sup>
1000cc MULTISTRADA 1000DS (2004-2006)	Lube ...	7013						
1000cc SPORTSPORT SS 1000 (2003-2005)	Lube ...	7013	1262cc			SPORTSTER XL883 SERIES (2004-2014)	Lube ...	7148 <sup>407</sup> 7348 <sup>1</sup>
1098cc			DIAVEL (2021-2021)	Lube ...	NA			
1098cc SUPERBIKE 1098 PANIGALE (2008-2009)	Lube ...	7013	Diavel 1260 (2022-2022)	Lube ...	NA	SPORTSTER XLH883 (1986-2003)	Lube ...	1215 <sup>407</sup> 1225 <sup>1</sup>
1100cc			Diavel 1260 Lamborghini (2021-2022)	Lube ...	NA			
1100cc 1098S (2007-2008)	Lube ...	7013	DIAVEL S (2021-2021)	Lube ...	NA	SUPERLOW XL883L (2011-2015)	Lube ...	7148 <sup>407</sup> 7348 <sup>1</sup>
1100cc HYPERMOTARD 1100 (2008-2009)	Lube ...	7013	MULTISTRADA 1260 (2018-2018)	Lube ...	7013			
1100cc HYPERMOTARD 1100 EVO SP (2012-2012)	Lube ...	7013	MULTISTRADA 1260 S (2018-2018)	Lube ...	7013	XL883L SUPERLOW (2016-2016)	Lube ...	1215
1100cc HYPERMOTARD 1100S (2008-2009)	Lube ...	7013	MULTISTRADA 1260 S PIKES PEAK (2018-2018)	Lube ...	7013	XL883L SUPERLOW (2021-2021)	Lube ...	1215
1100cc MONSTER 1100 (2009-2011)	Lube ...	7013	X DIAVEL (2016-2018)	Lube ...	7013	XL883N IRON 883 (2016-2016)	Lube ...	1215
1100cc MONSTER 1100 EVO (2013-2013)	Lube ...	NA	X DIAVEL S (2016-2016)	Lube ...	7013	XL883N IRON 883 (2021-2022)	Lube ...	1215
1100cc MONSTER 1100S (2009-2011)	Lube ...	7013	XDiavel Black Star (2021-2022)	Lube ...	NA			
1100cc MULTISTRADA 1100 (2007-2009)	Lube ...	7013	XDiavel Dark (2021-2022)	Lube ...	NA			
1100cc MULTISTRADA 1100S (2007-2009)	Lube ...	7013	XDiavel S (2021-2022)	Lube ...	NA			
1100cc STREETFIGHTER S (2010-2012)	Lube ...	7013				900cc		
1103CC						XLCH (1955-1971)	Air ...	2375
1103CC PANIGALE V4 (2018-2018)	Lube ...	NA						
1103CC PANIGALE V4 S SPECIAL (2018-2018)	Lube ...	NA				1000cc		
1103CC PANIGALE V4S (2018-2018)	Lube ...	NA				FLH-30 CLASSIC (1983-1984)	Lube ...	1215 <sup>407</sup> 1225 <sup>1</sup>
1103CC Streetfighter V4 (2021-2022)	Lube ...	NA						
1103CC Streetfighter V4 S (2021-2022)	Lube ...	NA				FLHTP POLICE (1995-1996)	Lube ...	1215 <sup>407</sup> 1225 <sup>1</sup>
1198cc						FLT TOUR GLIDE (1985-1985)	Lube ...	1215 <sup>407</sup> 1225 <sup>1</sup>
1198cc DIAVEL (2011-2015)	Lube ...	7013				FX LOW RIDER (1980-1986)	Lube ...	7013
1198cc DIAVEL (2016-2016)	Lube ...	NA				FX LOW RIDER (2014-2015)	Lube ...	7013
1198cc DIAVEL (2017-2020)	Lube ...	7013				FXD DYNA SUPER GLIDE (1995-1998)	Lube ...	1214 <sup>407</sup> NA <sup>61</sup>
1198cc DIAVEL CARBON (2017-2020)	Lube ...	7013						
1198cc MONSTER 1200 (2017-2018)	Lube ...	NA				FXD DYNA SUPER GLIDE (1999-2000)	Lube ...	7148 <sup>407</sup> 7348 <sup>1</sup>
1198cc MONSTER 1200 (2021-2022)	Lube ...	NA						
1198cc MONSTER 1200R (2016-2018)	Lube ...	7013				FXDB DYNA DAYTONA (1992-1992)	Lube ...	1214 <sup>407</sup> NA <sup>61</sup>
1198cc MONSTER 1200S (2016-2018)	Lube ...	7013						
1198cc MONSTER 1200S (2021-2022)	Lube ...	NA				FXDB DYNA STURGIS (1991-1991)	Lube ...	1214 <sup>407</sup> NA <sup>61</sup>
1198cc MONSTER 1200S (2021-2022)	Lube ...	NA						
1198cc MULTISTRADA (2016-2016)	Lube ...	7013				FXDS CONVERTIBLE (1995-1998)	Lube ...	1214 <sup>407</sup> NA <sup>61</sup>
						FXDS CONVERTIBLE (1999-2009)	Lube ...	7148 <sup>407</sup>

N/A = Not Available N/R = Not Required N/S = Not Serviceable See pages 13-16 for footnotes  
 N/A = Non disponible N/R = Non nécessaire N/S = Non réparable Voir pages 13-16 pour des notes  
 N/A = No disponible N/R = No requiere N/S = No servible Ver las páginas 13-16 para las notas al pie de página

*Italicized Part Numbers May Not Be Available.*  
 Las piezas con números en *italicas* pueden no estar disponibles.  
 Les numéros de pièce en *italiques* peuvent ne pas être disponibles.



HARLEY-DAVIDSON

Motorcycles

MOTORCYCLES

Make & Model Haz un modelo Marque et modèle	Serv. Type	Part No. N° de pieza N° de pièce	Make & Model Haz un modelo Marque et modèle	Serv. Type	Part No. N° de pieza N° de pièce	Make & Model Haz un modelo Marque et modèle	Serv. Type	Part No. N° de pieza N° de pièce
HARLEY-DAVIDSON (Cont'd/Suite)			HARLEY-DAVIDSON (Cont'd/Suite)			HARLEY-DAVIDSON (Cont'd/Suite)		
1000cc			1200CC			1340cc		
FXDS CONVERTIBLE (1999-2009)	Lube . . .	7348 <sup>1</sup>	SPORTSTER XL1200X FORTY EIGHT (2014-2014)	Lube . . .	1348 <sup>1,53</sup>	FLHT ELECTRA GLIDE STANDARD (1986-1987)	Lube . . .	1215 <sup>407</sup>
FXLR (1982-1994)	Lube . . .	1215 <sup>407</sup>	SPORTSTER XL1200X FORTY EIGHT (2015-2015)	Lube . . .	1215 <sup>407</sup>	FLHT ELECTRA GLIDE STANDARD (1995-1998)	Lube . . .	1225 <sup>1</sup>
FXR (1982-1994)	Lube . . .	1215 <sup>407</sup>	SPORTSTER XLH1200 (1988-1999)	Lube . . .	1225 <sup>1</sup>	FLHTC ELECTRA GLIDE ULTRA CLASSIC (1983-1984)	Lube . . .	1215 <sup>407</sup>
FXRP SERIES (1982-1994)	Lube . . .	1225 <sup>1</sup>	SPORTSTER XLH1200 (2000-2003)	Lube . . .	1215 <sup>407</sup>	FLHTC ELECTRA GLIDE ULTRA CLASSIC (1985-1998)	Lube . . .	1225 <sup>1</sup>
FXRS LOW RIDER (1987-1993)	Lube . . .	1215 <sup>407</sup>	XL1200C SPORTSTER 1200 CUSTOM (2016-2016)	Lube . . .	1215	FLST SERIES (1986-1991)	Lube . . .	7013
FXRT SPORT GLIDE (1987-1992)	Lube . . .	1215 <sup>407</sup>	XL1200V SEVENTY TWO (2016-2016)	Lube . . .	1215	FLSTC HERITAGE SOFTAIL CLASSIC (1988-1999)	Lube . . .	7148 <sup>407</sup>
FXST SOFTAIL STANDARD (1984-1999)	Lube . . .	1215 <sup>407</sup>	XL1200X FOURTY EIGHT (2016-2016)	Lube . . .	1215	FLSTF SOFTAIL FAT BOY (1990-1999)	Lube . . .	1215 <sup>407</sup>
FXSTS SOFTAIL SPRINGER (1988-1999)	Lube . . .	1215 <sup>407</sup>	XR1200 (2009-2010)	Lube . . .	7148 <sup>407</sup>	FLSTS HERITAGE SPRINGER (1997-1998)	Lube . . .	1215 <sup>407</sup>
FXSTSB BAD BOY SOFTAIL (1995-1997)	Lube . . .	1215 <sup>407</sup>	XR1200X (2011-2012)	Lube . . .	7148 <sup>407</sup>	FLSTS HERITAGE SPRINGER (1999-1999)	Lube . . .	7148 <sup>407</sup>
FXWG (1982-1986)	Lube . . .	7013				FLT TOUR GLIDE (1980-1984)	Lube . . .	1215 <sup>407</sup>
SPORTSTER XLH (1000) (1969-1979)	Lube . . .	NA	1202cc			FLT TOUR GLIDE (1986-1990)	Lube . . .	1215 <sup>407</sup>
SPORTSTER XLH (1000) (1980-1985)	Lube . . .	7013	XL1200C SPORTSTER 1200 CUSTOM (2017-2018)	Lube . . .	7148 <sup>407</sup>	FLTC SERIES (1980-1991)	Lube . . .	1215 <sup>407</sup>
XLCH (1972-2007)	Air . . . . .	2375	XL1200C SPORTSTER 1200 CUSTOM (2019-2021)	Lube . . .	1225	FLTCU (1989-1993)	Lube . . .	7348 <sup>1</sup>
1100cc			XL1200CX Roadster (2017-2018)	Lube . . .	7148 <sup>407</sup>	FXDL DYNA LOW RIDER (1993-1998)	Lube . . .	1214 <sup>407</sup>
SPORTSTER XLH1100 (1986-1987)	Lube . . .	1215 <sup>407</sup>	XL1200CX Roadster (2019-2021)	Lube . . .	1225	FXDWG DYNA WIDE GLIDE (1993-1998)	Lube . . .	1214 <sup>407</sup>
	Lube . . .	1225 <sup>1</sup>	XL1200T SUPERLOW (2017-2018)	Lube . . .	7148 <sup>407</sup>	FXE SUPER GLIDE (1981-1984)	Lube . . .	7013
1130cc			XL1200T SUPERLOW (2019-2021)	Lube . . .	1225	FXSTC SOFTAIL CUSTOM (1986-1999)	Lube . . .	1215 <sup>407</sup>
V-ROD VRSCAW (2007-2007)	Lube . . .	7349	XL1200X FOURTY EIGHT (2017-2018)	Lube . . .	7148 <sup>407</sup>		Lube . . .	1225 <sup>1</sup>
VRSCA V-ROD (2002-2006)	Lube . . .	7349	XL1200X FOURTY EIGHT (2019-2022)	Lube . . .	1215	1442 (88ci)		
VRSCD NIGHT ROD (2006-2007)	Lube . . .	7349				FLHRSI ROAD KING CLASSIC (2005-2006)	Lube . . .	7148 <sup>407</sup>
VRSCDX NIGHT ROD SPECIAL (2007-2007)	Lube . . .	7349	1247cc			FLHRSI ROAD KING CLASSIC (2005-2006)	Lube . . .	7348 <sup>1</sup>
1200CC			VRSCDX NIGHT ROD SPECIAL (2017-2018)	Lube . . .	7349	FXD DYNA SUPER GLIDE (2006-2009)	Lube . . .	7148 <sup>407</sup>
FL (1941-1964)	Air . . . . .	2375	VRSCF V-ROD MUSCLE (2017-2018)	Lube . . .	7349	FXDI DYNA SUPER GLIDE (2006-2009)	Lube . . .	7148 <sup>407</sup>
FX MODELS (1983-1987)	Lube . . .	1215 <sup>407</sup>				FLSTSC (2006-2006)	Lube . . .	7148 <sup>407</sup>
FXE SUPER GLIDE (1974-1980)	Lube . . .	7013	1250CC			STREET GLIDE FLHX (2006-2006)	Lube . . .	7148 <sup>407</sup>
NIGHTSTER XL1200N (2007-2012)	Lube . . .	7148 <sup>407</sup>	V-ROD VRSCAW (2001-2006)	Lube . . .	7349		Lube . . .	7348 <sup>1</sup>
	Lube . . .	7348 <sup>1</sup>	V-ROD VRSCAW (2008-2011)	Lube . . .	7349	1442cc		
SPORTSTER SUPERLOW 1200T (2014-2015)	Lube . . .	1215 <sup>407</sup>	VRSCD NIGHT ROD (2008-2008)	Lube . . .	7349	FLSTC (2006-2006)	Lube . . .	7148 <sup>407</sup>
	Lube . . .	1225 <sup>1</sup>	VRSCDX NIGHT ROD SPECIAL (2008-2016)	Lube . . .	7349		Lube . . .	7348 <sup>1</sup>
SPORTSTER XL1200 SERIES (ALL) (1988-1999)	Lube . . .	1215 <sup>407</sup>	VRSCF V-ROD MUSCLE (2009-2016)	Lube . . .	7349	1450cc		
	Lube . . .	1225 <sup>1</sup>				FLHR ROAD KING (1999-2006)	Lube . . .	7148 <sup>407</sup>
SPORTSTER XL1200 SERIES (ALL) (2000-2015)	Lube . . .	7148 <sup>407</sup>	1337cc					
	Lube . . .	7348 <sup>1</sup>	FLHR ROAD KING (1994-1998)	Lube . . .	1215 <sup>407</sup>			
SPORTSTER XL1200V SEVENTY-TWO (2012-2013)	Lube . . .	1215 <sup>407</sup>	FXDC DYNA SUPER GLIDE CUSTOM (1992-1992)	Lube . . .	1214 <sup>407</sup>			
	Lube . . .	1225 <sup>1</sup>		Lube . . .	NA <sup>61</sup>			
SPORTSTER XL1200V SEVENTY-TWO (2014-2015)	Lube . . .	7148 <sup>407</sup>	FXDC DYNA SUPER GLIDE CUSTOM (1999-2004)	Lube . . .	7148 <sup>407</sup>			
	Lube . . .	7348		Lube . . .	7348 <sup>1</sup>			
SPORTSTER XL1200X FORTY EIGHT (2010-2013)	Lube . . .	7348 <sup>1</sup>	1340cc					
	Lube . . .	7148 <sup>407</sup>	FLHS SERIES (1987-1994)	Lube . . .	1215 <sup>407</sup>			
SPORTSTER XL1200X FORTY EIGHT (2010-2014)	Lube . . .	7148 <sup>407</sup>		Lube . . .	1225 <sup>1</sup>			

N/A = Not Available N/R = Not Required N/S = Not Serviceable See pages 13-16 for footnotes  
 N/A = Non disponible N/R = Non nécessaire N/S = Non réparable Voir pages 13-16 pour des notes  
 N/A = No disponible N/R = No requiere N/S = No servible Ver las páginas 13-16 para las notas al pie de página

*Italicized Part Numbers May Not Be Available.*

Las piezas con números en *italicas* pueden no estar disponibles.  
 Les numéros de pièce en *italiques* peuvent ne pas être disponibles.





Motorcycles

HARLEY-DAVIDSON

Make & Model Haz un modelo Marque et modèle	Serv. Type	Part No. N° de pieza N° de pièce	Make & Model Haz un modelo Marque et modèle	Serv. Type	Part No. N° de pieza N° de pièce	Make & Model Haz un modelo Marque et modèle	Serv. Type	Part No. N° de pieza N° de pièce
HARLEY-DAVIDSON (Cont'd/Suite) 1450cc			HARLEY-DAVIDSON (Cont'd/Suite) 1450cc			HARLEY-DAVIDSON (Cont'd/Suite) 1584cc		
FLHR ROAD KING (1999-2006)	Lube ...	7348 <sup>1</sup>	FXST SOFTAIL STANDARD (2000-2006)	Lube ...	7148 <sup>407</sup> 7348 <sup>1</sup>	FXD DYNA SUPER GLIDE (2006-2009)	Lube ...	7148 <sup>407</sup> 7348 <sup>1</sup>
FLHT ELECTRA GLIDE STANDARD (1999-2006)	Lube ...	7148 <sup>407</sup> 7348 <sup>1</sup>	FXSTB SOFTAIL NIGHT TRAIN (2000-2006)	Lube ...	7148 <sup>407</sup> 7348 <sup>1</sup>	FXDB DYNA STREET BOB (2006-2013)	Lube ...	7148 <sup>407</sup> 7348 <sup>1</sup>
FLHTC ELECTRA GLIDE ULTRA CLASSIC (1999-2005)	Lube ...	7148 <sup>407</sup> 7348 <sup>1</sup>	FXSTBI SOFTAIL NIGHT TRAIN (2001-2009)	Lube ...	7148 <sup>407</sup> 7348 <sup>1</sup>	FXDC DYNA SUPER GLIDE CUSTOM (2007-2013)	Lube ...	7148 <sup>407</sup> 7348 <sup>1</sup>
FLHTC ELECTRA GLIDE ULTRA CLASSIC LOW (1999-2006)	Lube ...	7148 <sup>407</sup> 7348 <sup>1</sup>	FXSTD SOFTAIL DEUCE (2000-2006)	Lube ...	7148 <sup>407</sup> 7348 <sup>1</sup>	FXDCI DYNA SUPER GLIDE CUSTOM (2007-2013)	Lube ...	7148 <sup>407</sup> 7348 <sup>1</sup>
FLHTI ELECTRA GLIDE (2005-2006)	Lube ...	7148 <sup>407</sup> 7348 <sup>1</sup>	FXSTDI SOFTAIL DEUCE (2001-2006)	Lube ...	7148 <sup>407</sup> 7348 <sup>1</sup>	FXDF DYNA FAT BOB (2010-2010)	Lube ...	7148 <sup>407</sup> 7348 <sup>1</sup>
FLHX STREET GLIDE (2006-2006)	Lube ...	7148 <sup>407</sup> 7348 <sup>1</sup>	FXSTI SOFTAIL STANDARD (2001-2008)	Lube ...	7148 <sup>407</sup> 7348 <sup>1</sup>	FXDL DYNA LOW RIDER (2006-2009)	Lube ...	7148 <sup>407</sup> 7348 <sup>1</sup>
FLSTC HERITAGE SOFTAIL CLASSIC (2000-2006)	Lube ...	7148 <sup>407</sup> 7348 <sup>1</sup>	FXSTS SOFTAIL SPRINGER (2000-2004)	Lube ...	7148 <sup>407</sup> 7348 <sup>1</sup>	FXDL DYNA LOW RIDER (2014-2015)	Lube ...	7148 <sup>407</sup> 7348 <sup>1</sup>
FLSTF SOFTAIL FAT BOY (2000-2006)	Lube ...	7148 <sup>407</sup> 7348 <sup>1</sup>	FXSTS-I SOFTAIL SPRINGER (2000-2009)	Lube ...	7148 <sup>407</sup> 7348 <sup>1</sup>	FXDWG DYNA WIDE GLIDE (2007-2008)	Lube ...	7148 <sup>407</sup> 7348 <sup>1</sup>
FLSTN SOFTAIL DELUXE ( CVO) (2005-2006)	Lube ...	7148 <sup>407</sup> 7348 <sup>1</sup>				FXDWG DYNA WIDE GLIDE (2010-2011)	Lube ...	7148 <sup>407</sup> 7348 <sup>1</sup>
FLSTS HERITAGE SPRINGER (2000-2003)	Lube ...	7148 <sup>407</sup> 7348 <sup>1</sup>	1584cc			FXS SOFTAIL BLACKLINE (2011-2011)	Lube ...	7148 <sup>407</sup> 7348 <sup>1</sup>
FLSTS HERITAGE SPRINGER (2005-2006)	Lube ...	7148 <sup>407</sup> 7348 <sup>1</sup>	CROSS BONES (2009-2011)	Lube ...	7148 <sup>407</sup> 7348 <sup>1</sup>	FXST SOFTAIL STANDARD (2007-2009)	Lube ...	7148 <sup>407</sup> 7348 <sup>1</sup>
FLSTSC (2005-2005)	Lube ...	7148 <sup>407</sup> 7348 <sup>1</sup>	FLHP Police (2016-2016)	Lube ...	7148	FXSTB SOFTAIL NIGHT TRAIN (2007-2009)	Lube ...	7148 <sup>407</sup> 7348 <sup>1</sup>
FLSTS-I HERITAGE SPRINGER (2001-2003)	Lube ...	7148 <sup>407</sup> 7348 <sup>1</sup>	FLHR ROAD KING (2007-2011)	Lube ...	7148 <sup>407</sup> 7348 <sup>1</sup>	FXSTC SOFTAIL CUSTOM (2007-2010)	Lube ...	7148 <sup>407</sup> 7348 <sup>1</sup>
FLTR ROAD GLIDE (1999-2006)	Lube ...	7148 <sup>407</sup> 7348 <sup>1</sup>	FLHRC ROAD KING CLASSIC (2008-2010)	Lube ...	7148 <sup>407</sup> 7348 <sup>1</sup>	FXSTD SOFTAIL DEUCE (2007-2009)	Lube ...	7148 <sup>407</sup> 7348 <sup>1</sup>
FXD DYNA SUPER GLIDE (1999-2009)	Lube ...	7148 <sup>407</sup> 7348 <sup>1</sup>	FLHT ELECTRA GLIDE STANDARD (2007-2010)	Lube ...	7148 <sup>407</sup> 7348 <sup>1</sup>	FXSTDI SOFTAIL DEUCE (2007-2009)	Lube ...	7148 <sup>407</sup> 7348 <sup>1</sup>
FXDC DYNA SUPER GLIDE CUSTOM (2005-2006)	Lube ...	7148 <sup>407</sup> 7348 <sup>1</sup>	FLHTC ELECTRA GLIDE ULTRA CLASSIC (2006-2011)	Lube ...	7148 <sup>407</sup> 7348 <sup>1</sup>	FXSTI SOFTAIL STANDARD (2007-2009)	Lube ...	7148 <sup>407</sup> 7348 <sup>1</sup>
FXDCI DYNA SUPER GLIDE CUSTOM (2005-2006)	Lube ...	7148 <sup>407</sup> 7348 <sup>1</sup>	FLHTC ELECTRA GLIDE ULTRA CLASSIC LOW (2007-2011)	Lube ...	7148 <sup>407</sup> 7348 <sup>1</sup>	ROCKER C FXCWC (2008-2011)	Lube ...	7148 <sup>407</sup> 7348 <sup>1</sup>
FXDI DYNA SUPER GLIDE (2005-2005)	Lube ...	7148 <sup>407</sup> 7348 <sup>1</sup>	FLHX STREET GLIDE (2007-2011)	Lube ...	7148 <sup>407</sup> 7348 <sup>1</sup>	ROCKER FXCW (2008-2009)	Lube ...	7148 <sup>407</sup> 7348 <sup>1</sup>
FXDL DYNA LOW RIDER (1999-2005)	Lube ...	7148 <sup>407</sup> 7348 <sup>1</sup>	FLSTC HERITAGE SOFTAIL CLASSIC (2007-2011)	Lube ...	7148 <sup>407</sup> 7348 <sup>1</sup>	STREET GLIDE FLHX (2007-2012)	Lube ...	7148 <sup>407</sup> 7348 <sup>1</sup>
FXDS CONVERTIBLE (1999-2000)	Lube ...	7148 <sup>407</sup> 7348 <sup>1</sup>	FLSTF SOFTAIL FAT BOY (2007-2011)	Lube ...	7148 <sup>407</sup> 7348 <sup>1</sup>			
FXDWG DYNA WIDE GLIDE (1999-2006)	Lube ...	7148 <sup>407</sup> 7348 <sup>1</sup>	FLSTFB SOFTAIL FAT BOY LO (2010-2011)	Lube ...	7148 <sup>407</sup> 7348 <sup>1</sup>	1690CC		
FXDX DYNA SUPER GLIDE SPORT (1999-2009)	Lube ...	7148 <sup>407</sup> 7348 <sup>1</sup>	FLSTN SOFTAIL DELUXE ( CVO) (2007-2011)	Lube ...	7148 <sup>407</sup> 7348 <sup>1</sup>	FLD DYNA SWITCHBACK (2012-2015)	Lube ...	7148 <sup>407</sup> 7348 <sup>1</sup>
FXDXI DYNA GLIDE SPORT (2004-2005)	Lube ...	7148 <sup>407</sup> 7348 <sup>1</sup>	FLSTSC (2007-2007)	Lube ...	7148 <sup>407</sup> 7348 <sup>1</sup>	FLD SWITCHBACK (2016-2016)	Lube ...	7148
			FLTR ROAD GLIDE (2007-2009)	Lube ...	7148 <sup>407</sup> 7348 <sup>1</sup>	FLHR ROAD KING (2012-2015)	Lube ...	7148 <sup>407</sup> 7348 <sup>1</sup>
			FXD DYNA SUPER GLIDE (1999-2003)	Lube ...	7148 <sup>407</sup> 7348 <sup>1</sup>	FLHR ROAD KING (2016-2016)	Lube ...	7148
						FLHRC ROAD KING CLASSIC (2011-2013)	Lube ...	7148 <sup>407</sup>

N/A = Not Available N/R = Not Required N/S = Not Serviceable See pages 13-16 for footnotes  
 N/A = Non disponible N/R = Non nécessaire N/S = Non réparable Voir pages 13-16 pour des notes  
 N/A = No disponible N/R = No requiere N/S = No servible Ver las páginas 13-16 para las notas al pie de página

*Italicized Part Numbers May Not Be Available.*  
 Las piezas con números en *italicas* pueden no estar disponibles.  
 Les numéros de pièce en *italiques* peuvent ne pas être disponibles.

M  
O  
T  
O  
R  
C  
Y  
C  
L  
E  
S



HARLEY-DAVIDSON

Motorcycles

MOTORCYCLES

Make & Model Haz un modelo Marque et modèle	Serv. Type	Part No. N° de pieza N° de pièce	Make & Model Haz un modelo Marque et modèle	Serv. Type	Part No. N° de pieza N° de pièce	Make & Model Haz un modelo Marque et modèle	Serv. Type	Part No. N° de pieza N° de pièce
HARLEY-DAVIDSON (Cont'd/Suite) 1690CC FLHRC ROAD KING CLASSIC (2011-2013)			HARLEY-DAVIDSON (Cont'd/Suite) 1690cc FLS SOFTAIL SLIM (2017-2018)		Lube ... 7148 <sup>407</sup> Lube ... 7348 <sup>1</sup>	HARLEY-DAVIDSON (Cont'd/Suite) 1690CC FXDB DYNA STREET BOB (2014-2015)		Lube ... 7148 <sup>407</sup> Lube ... 7348 <sup>1</sup>
FLHTC ELECTRA GLIDE ULTRA CLASSIC (2012-2015)			1690CC FLSTC HERITAGE SOFTAIL CLASSIC (2012-2015)		Lube ... 7148 <sup>407</sup> Lube ... 7348 <sup>1</sup>	FXDB STREET BOB (2016-2016) FXDB STREET BOB (2017-2018)		Lube ... 7148 Lube ... 7148 <sup>407</sup> Lube ... 7348 <sup>1</sup>
FLHTC ELECTRA GLIDE ULTRA CLASSIC LOW (2012-2015)			1690cc FLSTC HERITAGE SOFTAIL CLASSIC (2016-2016)		Lube ... 7148	FXDC DYNA SUPER GLIDE CUSTOM (2014-2014)		Lube ... 7148 <sup>407</sup> Lube ... 7348 <sup>1</sup>
FLHTCSE SCREAMIN' EAGLE (2004-2004)			FLSTC HERITAGE SOFTAIL CLASSIC (2017-2018)		Lube ... 7148 <sup>407</sup> Lube ... 7348 <sup>1</sup>	FXDCI DYNA SUPER GLIDE CUSTOM (2014-2014)		Lube ... 7148 <sup>407</sup> Lube ... 7348 <sup>1</sup>
FLHTCSE2 SCREAMIN EAGLE (2005-2005)			FLSTF FAT BOY (2016-2016) FLSTF FAT BOY (2017-2018)		Lube ... 7148 Lube ... 7148 <sup>407</sup> Lube ... 7348 <sup>1</sup>	FXDF DYNA FAT BOB (2008-2009) FXDF DYNA FAT BOB (2011-2015)		Lube ... 7148 <sup>407</sup> Lube ... 7348 <sup>1</sup> Lube ... 7148 <sup>407</sup> Lube ... 7348 <sup>1</sup>
FLHTCU ELECTRA GLIDE ULTRA CLASSIC (2016-2016)			1690CC FLSTF SOFTAIL FAT BOY (2012-2015)		Lube ... 7148 <sup>407</sup> Lube ... 7348 <sup>1</sup>	FXDF FAT BOB (2016-2016) FXDF FAT BOB (2017-2018)		Lube ... 7148 Lube ... 7148 <sup>407</sup> Lube ... 7348 <sup>1</sup>
FLHTCUL ELECTRA GLIDE ULTRA CLASSIC LOW (2016- 2016)			1690cc FLSTFB FAT BOY LO (2016-2016)		Lube ... 7148	FXDL LOW RIDER (2016-2016)		Lube ... 7148
FLHTCUTG TRI GLIDE ULTRA (2014-2015)			1690CC FLSTFB SOFTAIL FAT BOY LO (2012-2015)		Lube ... 7148 <sup>407</sup> Lube ... 7348 <sup>1</sup>	1690cc FXDL LOW RIDER (2017-2018)		Lube ... 7148 <sup>407</sup> Lube ... 7348 <sup>1</sup>
FLHTCUTG TRI GLIDE ULTRA (2016-2016)			1690cc FLSTN SOFTAIL DELUXE (2016-2016)		Lube ... 7148	1690CC FXDS CONVERTIBLE (1999-2009)		Lube ... 7148 <sup>407</sup> Lube ... 7348 <sup>1</sup>
FLHTCUTG TRI GLIDE ULTRA CLASSIC (2009-2013)			FLSTN SOFTAIL DELUXE (2017-2018)		Lube ... 7148 <sup>407</sup> Lube ... 7348 <sup>1</sup>	FXDWG DYNA WIDE GLIDE (2012-2014)		Lube ... 7148 <sup>407</sup> Lube ... 7348 <sup>1</sup>
FLHTK ELECTRA GLIDE ULTRA LIMITED (2010-2014)			1690CC FLSTN SOFTAIL DELUXE ( CVO) (2012-2015)		Lube ... 7148 <sup>407</sup> Lube ... 7348 <sup>1</sup>	1690cc FXDWG DYNA WIDE GLIDE (2015-2015)		Lube ... 7148 <sup>407</sup> Lube ... 7348 <sup>1</sup>
FLHTK ULTRA LIMITED (2014-2015)			FLTR ROAD GLIDE (2015-2015)		Lube ... 7148 <sup>407</sup> Lube ... 7348 <sup>1</sup>	1690CC FXDWG DYNA WIDE GLIDE (2017-2018)		Lube ... 7148 <sup>407</sup> Lube ... 7348 <sup>1</sup>
FLHTK ULTRA LIMITED (2016-2016)			FLTR ROAD GLIDE SPECIAL (2015-2015)		Lube ... 7148 <sup>407</sup> Lube ... 7348 <sup>1</sup>	FXDWG WIDE GLIDE (2016-2016) FXDX DYNA SUPER GLIDE SPORT (1999-2003)		Lube ... 7148 Lube ... 7148 <sup>407</sup> Lube ... 7348 <sup>1</sup>
FLHTKL ULTRA LIMITED LOW (2015-2015)			1690cc FLTRU ROAD GLIDE ULTRA (2016-2016)		Lube ... 7148	FXDX DYNA SUPER GLIDE SPORT (2006-2009)		Lube ... 7148 <sup>407</sup> Lube ... 7348 <sup>1</sup>
FLHTKL ULTRA LIMITED LOW (2016-2016)			1690CC FLTRU ROAD GLIDE ULTRA (CVO) (2011-2013)		Lube ... 7148 <sup>407</sup> Lube ... 7348 <sup>1</sup>	FXS SOFTAIL BLACKLINE (2012-2013)		Lube ... 7148 <sup>407</sup> Lube ... 7348 <sup>1</sup>
FLHX STREET GLIDE (2012-2015)			FLTRU ROAD GLIDE ULTRA (CVO) (2015-2015)		Lube ... 7148 <sup>407</sup> Lube ... 7348 <sup>1</sup>	FXSB BREAKOUT (2016-2016)		Lube ... 7148
1690cc FLHX STREET GLIDE (2016-2016)			FLTRX ROAD GLIDE (2016-2016) FLTRX ROAD GLIDE CUSTOM (2010-2013)		Lube ... 7148 Lube ... 7148	1690cc FXSB BREAKOUT (2017-2018)		Lube ... 7148 <sup>407</sup> Lube ... 7348 <sup>1</sup>
1690CC FLHXS STREET GLIDE SPECIAL (2014-2015)			FLTRXS ROAD GLIDE SPECIAL (2016-2016)		Lube ... 7148	1690CC FXSB BREAKOUT (CVO) (2014-2015)		Lube ... 7148 <sup>407</sup> Lube ... 7348 <sup>1</sup>
1690cc FLHXS STREET GLIDE SPECIAL (2016-2016)			FXD DYNA SUPER GLIDE (1999-2003)		Lube ... 7148 <sup>407</sup> Lube ... 7348 <sup>1</sup>	FXSTBI SOFTAIL NIGHT TRAIN (2007-2009)		Lube ... 7148 <sup>407</sup> Lube ... 7348 <sup>1</sup>
1690CC FLRT FREEWHEELER (2015-2015)			FXD DYNA SUPER GLIDE (2006-2009)		Lube ... 7148 <sup>407</sup> Lube ... 7348 <sup>1</sup>	FXSTS SOFTAIL SPRINGER (2000-2003)		Lube ... 7148 <sup>407</sup> Lube ... 7348 <sup>1</sup>
1690cc FLRT FREEWHEELER (2016-2016)								
1690CC FLS SOFTAIL SLIM (2012-2015)								
1690cc FLS SOFTAIL SLIM (2016-2016)								

N/A = Not Available N/R = Not Required N/S = Not Serviceable See pages 13-16 for footnotes  
 N/A = Non disponible N/R = Non nécessaire N/S = Non réparable Voir pages 13-16 pour des notes  
 N/A = No disponible N/R = No requiere N/S = No servible Ver las páginas 13-16 para las notas al pie de página

*Italicized Part Numbers May Not Be Available.*

Las piezas con números en *italicas* pueden no estar disponibles.  
 Les numéros de pièce en *italiques* peuvent ne pas être disponibles.



Motorcycles

HARLEY-DAVIDSON — HONDA

MOTORCYCLES

Make & Model Haz un modelo Marque et modèle	Serv. Type	Part No. N° de pieza N° de pièce	Make & Model Haz un modelo Marque et modèle	Serv. Type	Part No. N° de pieza N° de pièce	Make & Model Haz un modelo Marque et modèle	Serv. Type	Part No. N° de pieza N° de pièce	
<b>HARLEY-DAVIDSON</b> (Cont'd/Suite) 1690CC			<b>HARLEY-DAVIDSON</b> (Cont'd/Suite) 1801cc			<b>HONDA</b> (Cont'd/Suite) 50cc			
FXSTS-I SOFTAIL SPRINGER (2000-2003)	Lube ...	7148 <sup>407</sup>	FLSS SOFTAIL SLIM S (2017-2018)	Lube ...	7148 <sup>407</sup>	CRF50F (2004-2009)	Lube ...	NS	
	Lube ...	7348 <sup>1</sup>	FLSS SOFTAIL SLIM S (2017-2018)	Lube ...	7348 <sup>1</sup>	CRF50F (2011-2015)	Lube ...	NS	
FXSTS-I SOFTAIL SPRINGER (2006-2009)	Lube ...	7148 <sup>407</sup>	FLSTFBS Fat Boy Lo S (2017-2018)	Lube ...	7148 <sup>407</sup>	70cc	CRF70F (2008-2009)	Lube ...	NS
	Lube ...	7348 <sup>1</sup>		Lube ...	7348 <sup>1</sup>		CRF70F (2011-2012)	Lube ...	NS
SOFTAIL BREAKOUT (2014-2014)	Lube ...	7148 <sup>407</sup>	FXDLS Low Rider S (2016-2016)	Lube ...	7148	80cc	CH80 (2005-2006)	Lube ...	101000
	Lube ...	7348 <sup>1</sup>	FXDLS Low Rider S (2017-2018)	Lube ...	7148		CRF80F (2004-2009)	Lube ...	NS
STREET GLIDE FLHX (2013-2014)	Lube ...	7148 <sup>407</sup>		Lube ...	7348 <sup>1</sup>		CRF80F (2011-2013)	Lube ...	NS
	Lube ...	7348 <sup>1</sup>	FXSE CVO Pro Street Breakout (2017-2018)	Lube ...	7148 <sup>407</sup>	100cc	CRF100F (2004-2009)	Lube ...	NS
STREET GLIDE TRIKE (2011-2011)	Lube ...	7148 <sup>407</sup>		Lube ...	7348 <sup>1</sup>		CRF100F (2011-2013)	Lube ...	NS
	Lube ...	7348 <sup>1</sup>		Lube ...	7148 <sup>407</sup>	110cc	CRF110F (2013-2015)	Lube ...	NS
	Lube ...	7348 <sup>1</sup>		Lube ...	7348 <sup>1</sup>	125cc	CRF125F (2016-2023)	Lube ...	NA
							CRF125FB Big Wheel (2016-2016)	Lube ...	NA
							CRF125FB Big Wheel (2018-2022)	Lube ...	NA
							GROM125 (2018-2018)	Lube ...	NA
							GROM125 (2021-2022)	Lube ...	NA
							GROM125 (2023-2023)	Lube ...	100618
<b>1746cc</b>			<b>1868cc</b>			<b>125cc (2 stroke)</b>			
FLDE Deluxe (2018-2018)	Lube ...	7148	FLFBS Fat Boy 114 (2018-2018)	Lube ...	7148	CR125R (1987-2006)	Air ...	4675	
	Lube ...	7348 <sup>1</sup>		Lube ...	7348 <sup>1</sup>	GROM125 (2014-2014)	Lube ...	NS	
FLFB Fat Boy (2018-2018)	Lube ...	7148	FLHCS Heritage Classic 114 (2018-2018)	Lube ...	7148	<b>125cc (4 stroke)</b>			
	Lube ...	7348 <sup>1</sup>		Lube ...	7348 <sup>1</sup>	CRF125F (2014-2015)	Lube ...	NS	
FLHC Heritage Classic (2018-2018)	Lube ...	7148	FLHRXS Road King Special (2019-2021)	Lube ...	7148 <sup>407</sup>	CRF125FB Big Wheel (2014-2015)	Lube ...	NS	
	Lube ...	7348 <sup>1</sup>		Lube ...	7348 <sup>1</sup>				
FLHR ROAD KING (2017-2021)	Lube ...	7148 <sup>407</sup>	FLHTCUTG TRI GLIDE ULTRA (2021-2021)	Lube ...	7148 <sup>407</sup>	149cc	CRF150F (2016-2016)	Lube ...	NA
	Lube ...	7348 <sup>1</sup>		Lube ...	7348 <sup>1</sup>			Air ...	200731
FLHR ROAD KING (2022-2022)	Lube ...	NA	FLHTK ULTRA LIMITED (2019-2021)	Lube ...	7148 <sup>407</sup>		CRF150R (2016-2016)	Lube ...	7671
				Lube ...	7348 <sup>1</sup>		CRF150R (2018-2018)	Lube ...	7671
FLHRXS Road King Special (2018-2018)	Lube ...	7148 <sup>407</sup>	FLHTK ULTRA LIMITED (2019-2021)	Lube ...	7148 <sup>407</sup>		CRF150R (2019-2022)	Lube ...	NA
	Lube ...	7348 <sup>1</sup>		Lube ...	7348 <sup>1</sup>		CRF150R (2023-2023)	Lube ...	7671
FLHT ELECTRA GLIDE STANDARD (2022-2022)	Lube ...	NA	FLHTKL ULTRA LIMITED LOW (2017-2020)	Lube ...	7148 <sup>407</sup>		CRF150R Expert (2016-2016)	Lube ...	7671
				Lube ...	7348 <sup>1</sup>		CRF150R Expert (2018-2018)	Lube ...	7671
FLHTCU ELECTRA GLIDE ULTRA CLASSIC (2017-2021)	Lube ...	7148 <sup>407</sup>	FLHXSE CVO STREET GLIDE (2017-2018)	Lube ...	7148 <sup>407</sup>	150cc	CRF150F (2003-2009)	Lube ...	NS
	Lube ...	7348 <sup>1</sup>		Lube ...	7348 <sup>1</sup>			Air ...	200731
FLHTCUTG TRI GLIDE ULTRA (2017-2020)	Lube ...	7148 <sup>407</sup>		Lube ...	7148 <sup>407</sup>		CRF150F (2012-2015)	Lube ...	NS
	Lube ...	7348 <sup>1</sup>		Lube ...	7348 <sup>1</sup>			Air ...	200731
FLHTK ULTRA LIMITED (2017-2018)	Lube ...	7148 <sup>407</sup>	<b>1870CC</b>				CRF150R (2007-2009)	Lube ...	7671
	Lube ...	7348 <sup>1</sup>	FLFBS Fat Boy 114 (2022-2022)	Lube ...	NA		CRF150R (2012-2015)	Lube ...	7671
FLHTP POLICE (2018-2019)	Lube ...	7148 <sup>407</sup>	FLHCS Heritage Classic 114 (2022-2022)	Lube ...	NA		PCX150 (WW150) (2015-2015)	Lube ...	NS
	Lube ...	7348 <sup>1</sup>	FLHR ROAD KING (2022-2022)	Lube ...	NA		WW150 (2015-2015)	Lube ...	NS
FLHX STREET GLIDE (2017-2021)	Lube ...	7148 <sup>407</sup>	FLHRXS ROAD KING SPECIAL (2022-2022)	Lube ...	NA	200cc	XR200R (1984-2001)	Lube ...	4944
	Lube ...	7348 <sup>1</sup>	FLHX STREET GLIDE (2022-2022)	Lube ...	NA	223cc	CRF230F (2016-2016)	Lube ...	NA
FLHX STREET GLIDE (2022-2022)	Lube ...	NA	FLHX STREET GLIDE SPECIAL (2022-2022)	Lube ...	NA			Air ...	200731
			FLTRX ROAD GLIDE (2022-2022)	Lube ...	NA		CRF230F (2019-2019)	Lube ...	NA
FLHXS STREET GLIDE SPECIAL (2017-2018)	Lube ...	7148 <sup>407</sup>	FLTRX ROAD GLIDE SPECIAL (2022-2022)	Lube ...	NA			Air ...	200731
	Lube ...	7348 <sup>1</sup>		Lube ...	NA	230cc	CRF230F (2003-2009)	Lube ...	NS
FLRT FREEWHEELER (2017-2018)	Lube ...	7148 <sup>407</sup>	FXBBS Street Bob 114 (2022-2022)	Lube ...	NA			Air ...	200731
	Lube ...	7348 <sup>1</sup>	FXFBS FAT BOB 114 (2022-2022)	Lube ...	NA		CRF230F (2012-2015)	Lube ...	NS
FLTRU ROAD GLIDE ULTRA (2017-2018)	Lube ...	7148 <sup>407</sup>		Lube ...	NA			Air ...	200731
	Lube ...	7348 <sup>1</sup>	<b>1923CC</b>			<b>234cc Engine</b>			
FLTRX ROAD GLIDE (2017-2018)	Lube ...	7148 <sup>407</sup>	FLHXSE CVO STREET GLIDE (2019-2021)	Lube ...	7148 <sup>407</sup>	CMX250 (2014-2015)	Lube ...	NS	
	Lube ...	7348 <sup>1</sup>		Lube ...	7348 <sup>1</sup>	249cc	CRF250F (2019-2023)	Lube ...	4944
FLTRX ROAD GLIDE (2022-2022)	Lube ...	NA					CRF250L (2016-2016)	Lube ...	4994
FLTRXS ROAD GLIDE SPECIAL (2017-2018)	Lube ...	7148 <sup>407</sup>	<b>HONDA</b>				CRF250R (2016-2016)	Lube ...	7671
	Lube ...	7348 <sup>1</sup>	49cc				CRF250X (2016-2016)	Lube ...	7671
FLTRXSE ROAD GLIDE (CVO) (2018-2018)	Lube ...	7148 <sup>407</sup>	CRF50F (2016-2016)	Lube ...	NR	250cc	CBR250L (2013-2014)	Lube ...	4994
	Lube ...	7348 <sup>1</sup>	NCH50 (2014-2015)	Lube ...	NS		CBR250R (2011-2013)	Lube ...	4994
			NPS50 (2014-2015)	Lube ...	NS		CBR250RA (2011-2013)	Lube ...	4994
			Z50R (1979-1987)	Lube ...	NS		CMX250 (1985-1987)	Lube ...	NS
			Z50R (1989-1989)	Lube ...	NS		CMX250 (1996-1997)	Lube ...	NS
			Z50R (1991-1999)	Lube ...	NS		CMX250 (1999-2003)	Lube ...	NS
FXST SOFTAIL STANDARD (2022-2022)	Lube ...	NA	Z70RD (1986-1986)	Lube ...	NS		CMX250 (2005-2009)	Lube ...	NS
							CMX250 (2012-2013)	Lube ...	NS

N/A = Not Available N/R = Not Required N/S = Not Serviceable See pages 13-16 for footnotes  
 N/A = Non disponible N/R = Non nécessaire N/S = Non réparable Voir pages 13-16 pour des notes  
 N/A = No disponible N/R = No requiere N/S = No servible Ver las páginas 13-16 para las notas al pie de página

*Italicized Part Numbers May Not Be Available.*  
 Las piezas con números en *italicas* pueden no estar disponibles.  
 Les numéros de pièce en *italiques* peuvent ne pas être disponibles.





HONDA

Motorcycles

MOTORCYCLES

Make & Model Haz un modelo Marque et modèle	Serv. Type	Part No. N° de pieza N° de pièce	Make & Model Haz un modelo Marque et modèle	Serv. Type	Part No. N° de pieza N° de pièce	Make & Model Haz un modelo Marque et modèle	Serv. Type	Part No. N° de pieza N° de pièce
HONDA (Cont'd/Suite)			HONDA (Cont'd/Suite)			HONDA (Cont'd/Suite)		
250cc			450cc			600cc		
CRF250L (2013-2015)	Lube ...	4994	CB450 (1982-1986)	Lube ...	4939	CBR600F4I (2004-2006)	Lube ...	101000
CRF250L (2018-2019)	Lube ...	4994	CB450SC NIGHTHAWK (1982-1986)	Lube ...	4939	CBR600RA (2009-2015)	Lube ...	101000
CRF250R (2004-2012)	Air ...	4718	CB450T HAWK (1982-1982)	Lube ...	4939	CBR600RR (2002-2002)	Lube ...	1358 <sup>53</sup>
CRF250R (2004-2015)	Lube ...	7671	CM450 (1982-1983)	Lube ...	4939	CBR600RR (2003-2015)	Lube ...	101000
CRF250R (2018-2018)	Lube ...	4994	CM450A HONDAMATIC (1982-1983)	Lube ...	4939	CBR600SE (1998-1998)	Lube ...	101000
CRF250X (2004-2009)	Lube ...	7671	CM450C (1982-1982)	Lube ...	4939	CBR600SJR (1996-1996)	Lube ...	101000
	Air ...	4718	CM450E (1982-1983)	Lube ...	4939	FSC600 SILVER WING (2002-2013)	Lube ...	101000
CRF250X (2012-2013)	Lube ...	7671	CMX450 (1986-1987)	Lube ...	4939	VT600C (583CC) (1988-1989)	Lube ...	101000
	Air ...	4718	CRF450R (2002-2015)	Lube ...	7671	VT600C (583CC) (1991-2007)	Lube ...	101000
CRF250X (2015-2015)	Lube ...	7671	CRF450R (2003-2008)	Air ...	4718	VT600CD (1993-2007)	Lube ...	101000
	Air ...	4718	CRF450R (2009-2012)	Air ...	200827	VT600CD2 (2000-2001)	Lube ...	101000
VTR250 INTERCEPTOR (1988-1990)	Lube ...	4938	CRF450X (2005-2009)	Lube ...	7671	XL600R (1983-1987)	Lube ...	4944
XL250R (1984-1987)	Lube ...	4944		Air ...	4718	XL600V (1989-1990)	Lube ...	101000
XR250L (1991-1996)	Lube ...	4944	CRF450X (2012-2015)	Lube ...	7671	XR600R (1985-1998)	Lube ...	4944
XR250R (1984-2006)	Lube ...	4944		Air ...	4718			
XR250R (1987-2006)	Air ...	200796				644cc		
250cc (2 stroke)			471cc			XR650L (2016-2016)	Lube ...	4994
CR250R (1987-2006)	Air ...	4675	CB500F (2013-2016)	Lube ...	101000	XR650L (2018-2021)	Lube ...	4944
259cc			CB500F (2018-2019)	Lube ...	101000	649cc		
MRT260 Montesa Cota 4RT260 (2016-2016)	Lube ...	7671	CB500F (2021-2021)	Lube ...	101000	CB650F	Lube ...	101000
279cc			CB500F ABS (2016-2016)	Lube ...	101000	CB650F ABS (2018-2018)	Lube ...	101000
FORZA NSS300 (2016-2016)	Lube ...	101000	CB500X (2016-2016)	Lube ...	101000	CB650R (2019-2021)	Lube ...	101000
NSS300 (2014-2015)	Lube ...	101000	CB500X (2018-2020)	Lube ...	101000	CBR650F (2016-2016)	Lube ...	101000
NSS300A Forza ABS (2016-2016)	Lube ...	101000	CB500X ABS (2016-2016)	Lube ...	101000	CBR650F (2018-2018)	Lube ...	101000
286cc			CBR500R (2016-2016)	Lube ...	101000	CBR650F ABS (2016-2016)	Lube ...	101000
CB300F (2015-2016)	Lube ...	4994	CBR500R ABS (2016-2016)	Lube ...	101000	CBR650F ABS (2018-2018)	Lube ...	101000
CB300F (2018-2018)	Lube ...	NA	CMX500 Rebel (2018-2022)	Lube ...	4994	CBR650R (2019-2020)	Lube ...	101000
CB300R (2019-2021)	Lube ...	4994	CMX500 Rebel (2023-2023)	Lube ...	101000			
CBR300R (2015-2016)	Lube ...	4994	500cc			650cc		
CBR300R (2018-2020)	Lube ...	4994	CB500 (1978-1978)	Lube ...	4940	CB650 (1979-1982)	Lube ...	4940
CBR300R ABS (2016-2016)	Lube ...	4994	CB500FA (2013-2014)	Lube ...	101000	CB650C CUSTOM (1980-1981)	Lube ...	4940
CMX300 Rebel (2018-2022)	Lube ...	4994	CB500X (2014-2015)	Lube ...	101000	CB650SC NIGHTHAWK (1982-1985)	Lube ...	4940
CMX300 Rebel (2023-2023)	Lube ...	NA	CB500XA (2014-2014)	Lube ...	101000	CBR650F (2014-2015)	Lube ...	101000
288cc			CBR500R (2013-2014)	Lube ...	101000	CX650C CUSTOM (1983-1983)	Lube ...	4939
MRT300 Montesa Cota 300RR (2016-2016)	Lube ...	7671	CBR500RA (2013-2014)	Lube ...	101000	CX650T TURBO (1983-1983)	Lube ...	4939
350cc			CX500 (1978-1979)	Lube ...	4938	GL650 SILVER WING (1983-1983)	Lube ...	4939
XL350R (1984-1985)	Lube ...	4944	CX500C (1979-1982)	Lube ...	4938	GL650I SILVER WING 1 (1983-1983)	Lube ...	4939
XR350R (1983-1984)	Air ...	200796	CX500D (1979-1981)	Lube ...	4938	NT650 HAWK GT (1989-1990)	Lube ...	101000
XR350R (1983-1985)	Lube ...	4944	CX500TC (1982-1982)	Lube ...	4938	NX650 (1988-1989)	Lube ...	4944
400cc			GB500 (1989-1990)	Lube ...	4938	XR650L (1993-2009)	Lube ...	4944
CB400 (1978-1978)	Lube ...	4939	GL500 SILVER WING (1981-1982)	Lube ...	4938	XR650L (2011-2015)	Lube ...	4944
CB400A (1978-1978)	Lube ...	4939	GL500-I INTERSTATE (1981-1982)	Lube ...	4938	XR650R (2000-2007)	Lube ...	4944
CB400F (1989-1990)	Lube ...	101000	VF500C MAGNA (1984-1986)	Lube ...	1334 <sup>53</sup>		Air ...	4238
CB400F SUPER SPORT (1975-1975)	Lube ...	4940	VT500C SHADOW (1984-1986)	Lube ...	1334 <sup>53</sup>	670cc		
CB400F SUPER SPORT (1977-1977)	Lube ...	4940	VT500FT ASCOT (1983-1984)	Lube ...	1334 <sup>53</sup>	CTX700 (2016-2016)	Lube ...	101000
CB400T HAWK SERIES (1978-1981)	Lube ...	4939	XR500R (1981-1984)	Lube ...	4944	CTX700 DCT ABS (2016-2016)	Lube ...	101000
CM400 (1979-1981)	Lube ...	4939	500cc (2 stroke)			CTX700 DCT ABS (2018-2018)	Lube ...	101000
CM400A (1979-1981)	Lube ...	4939	CR500R (1987-2001)	Air ...	4675	CTX700N (2016-2016)	Lube ...	101000
CM400C (1981-1981)	Lube ...	4939	550cc			CTX700N DCT ABS (2016-2016)	Lube ...	101000
CM400E (1980-1981)	Lube ...	4939	CB550F (1975-1977)	Lube ...	4940	CTX700N DCT ABS (2018-2018)	Lube ...	101000
CM400T (1979-1981)	Lube ...	4939	CB550K (1976-1978)	Lube ...	4940	NC700X (2016-2016)	Lube ...	101000
XR400R (1996-2004)	Lube ...	4944	CB550SC (1983-1983)	Lube ...	4940	NC700X DCT ABS (2016-2016)	Lube ...	101000
449cc			599cc			NM4 (2016-2016)	Lube ...	101000
CRF450L (2019-2019)	Lube ...	7671	CBR600RR (2016-2016)	Lube ...	101000	700cc		
CRF450R (2016-2023)	Lube ...	7671	CBR600RR (2018-2023)	Lube ...	101000	CB700SC NIGHTHAWK (1984-1986)	Lube ...	1334 <sup>53</sup>
CRF450RX (2018-2018)	Lube ...	7671	CBR600RR ABS (2016-2016)	Lube ...	101000	CTX700 (2014-2015)	Lube ...	101000
CRF450X (2016-2016)	Lube ...	7671	600cc			NC700 (2012-2015)	Lube ...	101000
CRF450X (2019-2022)	Lube ...	7671	CB600F (599CC) (2004-2004)	Lube ...	101000	NC700 (2016-2016)	Lube ...	1358
			CB600F (599CC) (2006-2006)	Lube ...	101000	NT700V (2010-2010)	Lube ...	101000
			CBR600F (1987-1990)	Lube ...	101000	NT700VA (2010-2011)	Lube ...	101000
			CBR600F2 (1991-1994)	Lube ...	101000	VF700 SERIES (1984-1987)	Lube ...	1334 <sup>53</sup>
			CBR600F3 (1995-1998)	Lube ...	101000	VT700C SHADOW (1984-1987)	Lube ...	1334 <sup>53</sup>
			CBR600F4 (1999-2006)	Lube ...	101000			
						745cc		
						NC750X (2018-2023)	Lube ...	101000
						Shadow Aero (2023-2023)	Lube ...	101000

N/A = Not Available N/R = Not Required N/S = Not Serviceable See pages 13-16 for footnotes  
 N/A = Non disponible N/R = Non nécessaire N/S = Non réparable Voir pages 13-16 pour des notes  
 N/A = No disponible N/R = No requiere N/S = No servible Ver las páginas 13-16 para las notas al pie de página

*Italicized Part Numbers May Not Be Available.*

Las piezas con números en *italicas* pueden no estar disponibles.  
 Les numéros de pièce en *italiques* peuvent ne pas être disponibles.



Motorcycles

HONDA

MOTORCYCLES

Make & Model Haz un modelo Marque et modèle	Serv. Type	Part No. N° de pieza N° de pièce	Make & Model Haz un modelo Marque et modèle	Serv. Type	Part No. N° de pieza N° de pièce	Make & Model Haz un modelo Marque et modèle	Serv. Type	Part No. N° de pieza N° de pièce
HONDA (Cont'd/Suite)			HONDA (Cont'd/Suite)			HONDA (Cont'd/Suite)		
745cc			900cc			1100cc		
Shadow Phantom (2022-2023)	Lube ...	101000	CBR900RE (2001-2001)	Lube ...	101000	VT1100C SHADOW (1988-1988)	Lube ...	1334 <sup>53</sup>
VT750C2B SHADOW PHANTOM (2016-2016)	Lube ...	101000	CBR900RR (1993-2003)	Lube ...	101000	VT1100C2 (1099CC) (1995-2007)	Lube ...	101000
VT750C2B SHADOW PHANTOM (2018-2022)	Lube ...	101000	CBR954RR (2002-2003)	Lube ...	101000	VT1100C2-2 (1997-1998)	Lube ...	101000
VT750CA Shadow Aero ABS (2016-2016)	Lube ...	101000	929cc CBR929 (2000-2001)	Lube ...	101000	VT1100C3 (1998-2002)	Lube ...	101000
VT750CA Shadow Aero ABS (2018-2020)	Lube ...	101000	998cc CB1000R (2018-2019)	Lube ...	101000	VT1100D2 (1999-1999)	Lube ...	101000
VT750CF SHADOW AERO (2016-2016)	Lube ...	101000	CBR1000RR (2021-2021)	Lube ...	101000 <sup>53</sup>	VT1100T (1998-2001)	Lube ...	101000
750cc			CRF1000L AFRICA TWIN (2016-2016)	Lube ...	101000	1140cc CB1100 (2013-2014)	Lube ...	101000
CB750 NIGHTHAWK (1991-1993)	Lube ...	101000	CRF1000L AFRICA TWIN (2019-2020)	Lube ...	101000	CB1100A (2013-2013)	Lube ...	101000
CB750 NIGHTHAWK (1995-2003)	Lube ...	101000	CRF1000L Africa Twin ABS (2016-2018)	Lube ...	101000	1200cc		
CB750C CUSTOM (1980-1982)	Lube ...	4940	CRF1000L Africa Twin DCT (2016-2016)	Lube ...	101000	GL1200 SERIES (1984-1987)	Lube ...	4940
CB750K (1969-1969)	Lube ...	4940	VF1000F (1984-1984)	Lube ...	1334 <sup>53</sup>	VFR1200 (2010-2010)	Lube ...	101000
CB750K (1971-1982)	Lube ...	4940	VF1000R INTERCEPTOR (1985-1986)	Lube ...	1334 <sup>53</sup>	VFR1200 (2012-2013)	Lube ...	101000
CB750SC NIGHTHAWK (1982-1983)	Lube ...	4940	999cc CB1000R (2016-2016)	Lube ...	101000	1237cc		
VF750 SERIES (1982-1983)	Lube ...	1334 <sup>53</sup>	CBR1000RR (2016-2016)	Lube ...	101000	VFR1200X (2016-2016)	Lube ...	101000
VF750 SERIES (1988-1988)	Lube ...	1334 <sup>53</sup>	CBR1000RR SP (2017-2017)	Lube ...	101000	VFR1200X DCT (2016-2016)	Lube ...	101000
VF750 SERIES (1994-2003)	Lube ...	101000	CBR1000RR SP Repsol Edition (2016-2016)	Lube ...	101000	1261cc		
VF750F (1983-1984)	Lube ...	1334 <sup>53</sup>	CBR1000RR-R Fireblade (2021-2021)	Lube ...	101000 <sup>53</sup>	NSA700A (2009-2009)	Lube ...	101000
VF750S (1982-1983)	Lube ...	1334 <sup>53</sup>	1000cc			ST1300 (2003-2016)	Lube ...	101000
VFR750F INTERCEPTOR (1986-1986)	Lube ...	1334 <sup>53</sup>	CB1000 (1983-1983)	Lube ...	4940	ST1300ABS (2003-2013)	Lube ...	101000
VFR750F INTERCEPTOR (1990-1997)	Lube ...	101000	CB1000 (1994-1995)	Lube ...	101000	VTX1300C (2004-2009)	Lube ...	101000
VFR750R (1990-1990)	Lube ...	101000	CB1000 (2011-2015)	Lube ...	101000	VTX1300R (2005-2009)	Lube ...	101000
VT750 ACE (1983-1983)	Lube ...	1334 <sup>53</sup>	CBR1000F (1987-1988)	Lube ...	101000	VTX1300S (2003-2007)	Lube ...	101000
VT750 ACE (1998-2000)	Lube ...	101000	CBR1000F (1990-1991)	Lube ...	101000	VTX1300T (2008-2009)	Lube ...	101000
VT750 ACE (2004-2009)	Lube ...	101000	CBR1000F (1993-1996)	Lube ...	101000	1300cc		
VT750 ACE (2011-2015)	Lube ...	101000	CBR1000RA (2010-2015)	Lube ...	101000	CTX1300 (2014-2014)	Lube ...	101000
VT750 SHADOW (2003-2013)	Lube ...	101000	CBR1000RR (2004-2015)	Lube ...	101000	VT1300 (2010-2015)	Lube ...	101000
VT750 SHADOW (2014-2015)	Lube ...	1358	CBR1000RR (2018-2019)	Lube ...	101000 <sup>53</sup>	VT13CX FURY (2014-2014)	Lube ...	101000
VT750C2 SHADOW (2007-2007)	Lube ...	101000	CBR1000RS (2014-2014)	Lube ...	101000	VT13CX FURY (2014-2014)	Lube ...	101000
VT750C2 SHADOW (2012-2013)	Lube ...	101000	CBR1000S (2014-2015)	Lube ...	101000	1312cc		
VT750C2F (2007-2009)	Lube ...	101000	CBX (1050CC) (1979-1982)	Lube ...	4940	FURY (2022-2023)	Lube ...	101000
VT750C2F (2012-2013)	Lube ...	101000	GL1000 (1976-1979)	Lube ...	4940	VT1300CR STATELINE (2016-2016)	Lube ...	101000
VT750CA (2004-2009)	Lube ...	101000	RVT1000R RC51 (2000-2006)	Lube ...	101000	VT1300CRA Staline ABS (2016-2016)	Lube ...	101000
VT750CA (2012-2013)	Lube ...	101000	VTR1000F (1998-2004)	Lube ...	101000	VT1300CX FURY (2016-2016)	Lube ...	101000
VT750CD (1998-2001)	Lube ...	101000	1050cc			VT1300CX FURY (2016-2016)	Lube ...	101000
VT750CD2 SHADOW (1998-2001)	Lube ...	101000	CBX (1050CC) (1979-1982)	Lube ...	4940	VT13CX FURY (2018-2022)	Lube ...	101000
VT750CDA (2002-2003)	Lube ...	101000	VTR1000F (2005-2005)	Lube ...	101000	VT13CX FURY (2016-2016)	Lube ...	101000
VT750CDB (2002-2003)	Lube ...	101000	1084CC			VT13CX FURY (2018-2022)	Lube ...	101000
VT750CDC (2002-2003)	Lube ...	101000	CMX1100 Rebel (2021-2023)	Lube ...	101000	VT13CX FURY (2016-2016)	Lube ...	101000
VT750CDD (2002-2003)	Lube ...	101000	CRF 1100L Africa Twin (2021-2023)	Lube ...	101000	VT13CX FURY (2018-2022)	Lube ...	101000
VT750CDS (2013-2013)	Lube ...	101000	1100cc			VT13CX FURY (2016-2016)	Lube ...	101000
VT750DCB SHADOW (2003-2007)	Lube ...	101000	CB1100F SUPER SPORT (1983-1983)	Lube ...	4940	GL1500 GOLDWING (1988-1990)	Lube ...	101000
800cc			CBR1100XX SUPER BLACKBIRD (1997-2003)	Lube ...	101000	GL1500A ASPENCADE (1991-2000)	Lube ...	101000
PC800 PACIFIC COAST (1989-1990)	Lube ...	101000	GL1100 (1980-1983)	Lube ...	4940	GL1500C VALKYRIE (1997-2003)	Lube ...	101000
PC800 PACIFIC COAST (1994-1998)	Lube ...	101000	GL1100A (1982-1983)	Lube ...	4940	GL1500CD (2001-2003)	Lube ...	101000
VFR800 (1998-2009)	Lube ...	101000	GL1100-I GOLDWING (1980-1983)	Lube ...	4940	GL1500CF (1999-2001)	Lube ...	101000
VFR800F INTERCEPTOR (1998-2001)	Lube ...	101000	ST1100 SERIES (1991-2003)	Lube ...	101000	GL1500CT (1997-2000)	Lube ...	101000
VT800 (1988-1988)	Lube ...	1334 <sup>53</sup>	VF1100A (1984-1984)	Lube ...	1334 <sup>53</sup>	GL1500I INTERSTATE (1991-1996)	Lube ...	101000
900cc			VF1100C MAGNA (1983-1986)	Lube ...	1334 <sup>53</sup>	GL1500SE GOLDWING (1990-2000)	Lube ...	101000
CB900C CUSTOM (1980-1982)	Lube ...	4940	VF1100S SABRE (1984-1985)	Lube ...	1334 <sup>53</sup>	1800cc		
CB900F (1981-1982)	Lube ...	4940	VT1100C (1099CC) (1985-1988)	Lube ...	1334 <sup>53</sup>	GL1800 GOLDWING SERIES (2001-2010)	Lube ...	101000
CB900F 919 (2002-2007)	Lube ...	101000	VT1100C (1099CC) (1989-1990)	Lube ...	101000	GL1800 GOLDWING SERIES (2012-2015)	Lube ...	101000
			VT1100C (1099CC) (1992-2007)	Lube ...	101000	NRX1800 VALKYRIE RUNE (2004-2005)	Lube ...	101000
			VT1100C SHADOW (1986-1986)	Lube ...	1334 <sup>53</sup>	VTX1800 GOLDWING (2001-2011)	Lube ...	101000
						VTX1800C (2002-2007)	Lube ...	101000
						VTX1800F (2005-2008)	Lube ...	101000
						VTX1800N (2004-2008)	Lube ...	101000
						VTX1800R (2002-2008)	Lube ...	101000
						VTX1800S (2002-2006)	Lube ...	101000
						VTX1800T (2007-2008)	Lube ...	101000

N/A = Not Available N/R = Not Required N/S = Not Serviceable See pages 13-16 for footnotes  
 N/A = Non disponible N/R = Non nécessaire N/S = Non réparable Voir pages 13-16 pour des notes  
 N/A = No disponible N/R = No requiere N/S = No servible Ver las páginas 13-16 para las notas al pie de página

*Italicized Part Numbers May Not Be Available.*  
 Las piezas con números en *italicas* pueden no estar disponibles.  
 Les numéros de pièce en *italiques* peuvent ne pas être disponibles.





Motorcycles

INDIAN — KAWASAKI

MOTORCYCLES

Make & Model Haz un modelo Marque et modèle	Serv. Type	Part No. N° de pieza N° de pièce	Make & Model Haz un modelo Marque et modèle	Serv. Type	Part No. N° de pieza N° de pièce	Make & Model Haz un modelo Marque et modèle	Serv. Type	Part No. N° de pieza N° de pièce	
INDIAN (Cont'd/Suite) 1890CC			KAWASAKI (Cont'd/Suite) 250cc			KAWASAKI (Cont'd/Suite) 300cc			
ROADMASTER (2021-2022)	Lube . . .	1358 <sup>53</sup>	EX250 NINJA 250 (EX250 SERIES) (1986-2009)	Lube . . .	4941	KLX300R (1997-2008)	Lube . . .	4994	
Roadmaster Dark Horse (2021-2022)	Lube . . .	1358 <sup>53</sup>	EX250 NINJA 250 (EX250 SERIES) (2008-2009)	Air . . . . .	9721	399CC	EX400 NINJA 400 (2018-2018)	Lube . . .	1358 <sup>53</sup>
ROADMASTER ELITE (2021-2022)	Lube . . .	1358 <sup>53</sup>	KDX250 (1991-1994)	Air . . . . .	4239	NINJA 400ABS (2019-2022)	Lube . . .	1358	
Springfield Dark Horse (2021-2022)	Lube . . .	1358 <sup>53</sup>	KL250 (KL250 SERIES) (1978-1984)	Lube . . .	4950	NINJA 400ABS (2023-2023)	Lube . . .	NA	
Super Chief Limited (2021-2022)	Lube . . .	1358 <sup>53</sup>	KL250 (KL250 SERIES) (1987-1990)	Lube . . .	4951	Z400 ABS (2019-2022)	Lube . . .	1358	
1900CC 116CID			KL250 (KL250 SERIES) (1992-1994)	Lube . . .	4951	400cc	KLX400 (2003-2004)	Air . . . . .	4242
CHIEF DARK HORSE (2018-2020)	Lube . . .	1358 <sup>53</sup>	KL250 (KL250 SERIES) (2003-2003)	Lube . . .	4951	KLX400SR (2003-2004)	Lube . . .	7931	
CHIEFTAIN (2018-2020)	Lube . . .	1358 <sup>53</sup>	KL250G SUPER SHERPA (2000-2003)	Lube . . .	4994	KZ400 (1974-1979)	Air . . . . .	4242	
CHIEFTAIN DARK HORSE (2018-2020)	Lube . . .	1358 <sup>53</sup>	KLE650 VERSYS (2014-2014)	Lube . . .	1358 <sup>53</sup>	KZ400-D (1974-1979)	Lube . . .	4941	
ROADMASTER (2018-2020)	Lube . . .	1358 <sup>53</sup>	KLR250 (KL250 SERIES) (1985-2005)	Lube . . .	4951	440cc	KZ440LTD (1980-1983)	Lube . . .	4941
SPRINGFIELD (2018-2020)	Lube . . .	1358 <sup>53</sup>	KLT250 (1982-1984)	Lube . . .	4950	449CC	KX450 (2019-2020)	Lube . . .	7932
<b>KAWASAKI</b>			KLX250 (1979-1980)	Lube . . .	4950	KX450 (2022-2023)	Lube . . .	7932	
65cc			KLX250 (1994-1994)	Lube . . .	4994	KX450SR (2022-2023)	Lube . . .	7932	
KX65 (2000-2015)	Lube . . .	NS	KLX250 (1996-1996)	Lube . . .	4994	450cc	EN450 454 LTD (1985-1990)	Lube . . .	1334 <sup>43</sup>
80cc			KLX250 (2006-2007)	Lube . . .	4994	KC450F (2015-2015)	Lube . . .	4994	
KX80 (1988-1990)	Air . . . . .	4239	KLX250R (1994-1996)	Lube . . .	4994	KX450 (2006-2015)	Lube . . .	4994	
85cc			KLX250S (2006-2014)	Lube . . .	4994	KX450F (2016-2018)	Lube . . .	7932	
KX85 (2001-2015)	Lube . . .	NS	KX250F (2004-2018)	Lube . . .	7932	500cc	EN500 VULCAN (1988-1988)	Lube . . .	1358 <sup>53</sup>
100cc			KZ250 (1980-1983)	Lube . . .	4950	EN500 VULCAN (1990-1994)	Lube . . .	1358 <sup>53</sup>	
KE100 (KE100-B7) (1987-2001)	Lube . . .	NS	KZ250 CSR (1983-1983)	Lube . . .	4950	EN500 VULCAN (1996-1996)	Lube . . .	1358 <sup>53</sup>	
KX100 (2014-2015)	Lube . . .	NS	KZ250 LTD (1980-1983)	Lube . . .	4950	EN500 VULCAN LTD (1996-2009)	Lube . . .	1358 <sup>53</sup>	
110cc			250cc (2 stroke)			EX500 NINJA 500 (EX500 SERIES) (1987-1989)	Lube . . .	1334 <sup>43</sup>	
KLX110 (KLX110-CEF) (2002-2015)	Lube . . .	4994	KX250 (1987-1989)	Air . . . . .	4239	EX500 NINJA 500 (EX500 SERIES) (1990-2009)	Lube . . .	1358 <sup>53</sup>	
112cc			KX250 (1994-2005)	Air . . . . .	4164	550cc	KZ550 (1980-1984)	Lube . . .	4941
KLX110 (2016-2018)	Lube . . .	4994	BN125 ELIMINATOR 125 (2001-2009)	Lube . . .	4994	ZR550 ZEPHYR (1990-1993)	Lube . . .	4941	
KLX110L (2016-2018)	Lube . . .	4994	BR125 Z125 PRO (2017-2018)	Lube . . .	4994	ZX550 GPZ (1984-1986)	Lube . . .	4941	
125 (2 stroke)			BR125 Z125 PRO KRT Edition (2018-2018)	Lube . . .	4994	600cc	KL600 (KLR600 SERIES) (1984-1986)	Lube . . .	4951
KX125 (1987-1989)	Air . . . . .	4239	BR125 Z125 PRO SE (2018-2018)	Lube . . .	4994	ZL600 ELIMINATOR (1986-1998)	Lube . . .	4941	
KX125 (1994-2005)	Air . . . . .	4164	Z125 PRO (2019-2022)	Lube . . .	4994	ZX-6 NINJA ZX600 (1990-2003)	Lube . . .	1358 <sup>53</sup>	
125cc			140cc			ZX600 NINJA 600R (1988-1997)	Lube . . .	4941	
BN125 ELIMINATOR 125 (2001-2009)	Lube . . .	4994	KLX140 (KLX140-AEF) (2008-2015)	Lube . . .	4994	ZX-6R NINJA ZX600 (1995-2002)	Lube . . .	1358 <sup>53</sup>	
BR125 Z125 PRO (2017-2018)	Lube . . .	4994	144cc			ZX-6R NINJA ZX600 (2006-2012)	Lube . . .	1358 <sup>53</sup>	
BR125 Z125 PRO KRT Edition (2018-2018)	Lube . . .	4994	KLX 140 (2019-2020)	Lube . . .	4994	ZX-6R NINJA ZX636 (2003-2015)	Lube . . .	1358 <sup>53</sup>	
BR125 Z125 PRO SE (2018-2018)	Lube . . .	4994	KLX 140R (2021-2022)	Lube . . .	4994	ZX-6RR NINJA ZX600 (2003-2006)	Lube . . .	1358 <sup>53</sup>	
Z125 PRO (2019-2022)	Lube . . .	4994	KLX 140R (2023-2023)	Lube . . .	4994	ZXR600 (2004-2008)	Lube . . .	1358 <sup>53</sup>	
140cc			KLX140 (2016-2018)	Lube . . .	4994	636cc	NINJA ZX-6R (2022-2023)	Lube . . .	1358 <sup>53</sup>
KLX140 (KLX140-AEF) (2008-2015)	Lube . . .	4994	KLX140G (2017-2018)	Lube . . .	4994	NINJA ZX-6R ABS (2019-2021)	Lube . . .	1358	
144cc			KLX140L (2016-2018)	Lube . . .	4994	ZX636 NINJA ZX-6R ABS (2016-2018)	Lube . . .	1358 <sup>53</sup>	
KLX 140 (2019-2020)	Lube . . .	4994	200cc			ZX636 NINJA ZX-6R ABS KRT EDITION (2016-2016)	Lube . . .	1358 <sup>53</sup>	
KLX 140R (2021-2022)	Lube . . .	4994	KDX200 (KDX200 SERIES) (1989-2005)	Air . . . . .	4239	649cc	EN650 VULCAN S (2016-2018)	Lube . . .	1358 <sup>53</sup>
KLX 140R (2023-2023)	Lube . . .	4994	KLT200 (1981-1984)	Lube . . .	4950	EN650 VULCAN S ABS (2016-2017)	Lube . . .	1358 <sup>53</sup>	
KLX140 (2016-2018)	Lube . . .	4994	220cc			EN650 VULCAN S ABS CAFE (2016-2016)	Lube . . .	1358 <sup>53</sup>	
KLX140G (2017-2018)	Lube . . .	4994	KDX220 (KDX200R SERIES) (1997-2005)	Air . . . . .	4239	EN650 VULCAN S ABS SE (2016-2016)	Lube . . .	1358 <sup>53</sup>	
KLX140L (2016-2018)	Lube . . .	4994	233CC			EX650 NINJA 650 (2016-2018)	Lube . . .	1358 <sup>53</sup>	
200cc			KLX230R (2021-2022)	Lube . . .	NA	EX650 NINJA 650 ABS (2016-2017)	Lube . . .	1358 <sup>53</sup>	
KDX200 (KDX200 SERIES) (1989-2005)	Air . . . . .	4239	KLX230R (2023-2023)	Lube . . .	4994	249CC	EX650 VULCAN S (2016-2018)	Lube . . .	1358 <sup>53</sup>
KLT200 (1981-1984)	Lube . . .	4950	249CC			EX650 NINJA 650 ABS (2016-2017)	Lube . . .	1358 <sup>53</sup>	
220cc			KLX250 (2018-2020)	Lube . . .	4994	249cc	EX650 VULCAN S (2016-2018)	Lube . . .	1358 <sup>53</sup>
KDX220 (KDX200R SERIES) (1997-2005)	Air . . . . .	4239	KX250 (2019-2020)	Lube . . .	7932	249cc	EX650 NINJA 650 ABS (2016-2017)	Lube . . .	1358 <sup>53</sup>
233CC			249cc			EL250 ELIMINATOR (1988-1989)	Lube . . .	4941	
KLX230R (2021-2022)	Lube . . .	NA	KX250 (2022-2023)	Lube . . .	7932	EL250 ELIMINATOR (1991-1993)	Lube . . .	4941	
KLX230R (2023-2023)	Lube . . .	4994	250cc						
249CC			EL250 ELIMINATOR (1988-1989)	Lube . . .	4941				
KLX250 (2018-2020)	Lube . . .	4994	EL250 ELIMINATOR (1991-1993)	Lube . . .	4941				
KX250 (2019-2020)	Lube . . .	7932							
249cc									
KX250 (2022-2023)	Lube . . .	7932							
KX250X (2022-2023)	Lube . . .	7932							
250cc									
EL250 ELIMINATOR (1988-1989)	Lube . . .	4941							
EL250 ELIMINATOR (1991-1993)	Lube . . .	4941							

N/A = Not Available N/R = Not Required N/S = Not Serviceable See pages 13-16 for footnotes  
 N/A = Non disponible N/R = Non nécessaire N/S = Non réparable Voir pages 13-16 pour des notes  
 N/A = No disponible N/R = No requiere N/S = No servible Ver las páginas 13-16 para las notas al pie de página

*Italicized Part Numbers May Not Be Available.*  
 Las piezas con números en *italicas* pueden no estar disponibles.  
 Les numéros de pièce en *italiques* peuvent ne pas être disponibles.





## KAWASAKI

## Motorcycles

MOTORCYCLES

Make & Model Haz un modelo Marque et modèle	Serv. Type	Part No. N° de pieza N° de pièce	Make & Model Haz un modelo Marque et modèle	Serv. Type	Part No. N° de pieza N° de pièce	Make & Model Haz un modelo Marque et modèle	Serv. Type	Part No. N° de pieza N° de pièce
KAWASAKI (Cont'd/Suite) 649cc			KAWASAKI (Cont'd/Suite) 750cc			KAWASAKI (Cont'd/Suite) 948CC		
KLE650 VERSYS 650 ABS (2016-2017)	Lube ...	1358 <sup>53</sup>	VN750 VULCAN (1986-1993)	Lube ...	1334 <sup>53</sup>	Z900RS Cafe (2020-2023)	Lube ...	1358
KLE650 VERSYS 650 LT (2016-2016)	Lube ...	1358 <sup>53</sup>	VN750 VULCAN (1994-2006)	Lube ...	1358 <sup>53</sup>	Z900RS SE (2022-2023)	Lube ...	1358
KLE650 Versys ABS LT (2016-2016)	Lube ...	1358 <sup>53</sup>	ZR-7 (2000-2000)	Lube ...	4941	ZR900 Z900 (2018-2018)	Lube ...	1358 <sup>53</sup>
NINJA 650ABS (2019-2022)	Lube ...	1358	ZR750 F2 (2000-2000)	Lube ...	4941	998cc NINJA H2 (2019-2022)	Lube ...	NA
NINJA 650ABS (2023-2023)	Lube ...	1358 <sup>53</sup>	ZR750 ZEPHYR (1991-1993)	Lube ...	4941	NINJA H2 R (2022-2022)	Lube ...	NA
VERSYS 650 (2019-2022)	Lube ...	1358	ZR750 ZR-7S (2001-2002)	Lube ...	4941	NINJA H2 SX (2022-2022)	Lube ...	NA
VULCAN S (2019-2023)	Lube ...	1358	ZR750H ZR-7S (2003-2003)	Lube ...	4941	NINJA ZX-10R ABS (2019-2023)	Lube ...	100227
VULCAN S CAFE (2022-2022)	Lube ...	1358	ZX750 (1984-1985)	Lube ...	4941	NINJA ZX-10RR (2019-2020)	Lube ...	100227
Z650 ABS (2019-2023)	Lube ...	1358	ZX750 (1996-1996)	Lube ...	1358 <sup>53</sup>	NINJA ZX-10RR (2022-2023)	Lube ...	100227
Z650RS (2022-2023)	Lube ...	1358 <sup>53</sup>	ZX750 GPZ (1983-1985)	Lube ...	4941	Z H2 (2022-2022)	Lube ...	NA
ZR650 Z650 (2018-2018)	Lube ...	1358 <sup>53</sup>	ZX750 NINJA (ZX-7) SERIES (1983-1988)	Lube ...	4941	Z H2 SE (2022-2022)	Lube ...	NA
650cc ER-6N (2009-2010)	Lube ...	1358 <sup>53</sup>	ZX750 NINJA (ZX-7) SERIES (1989-1989)	Lube ...	1358 <sup>53</sup>	Z H2 Supercharged (2021-2021)	Lube ...	NA
EX650 NINJA 650 (EX650 SERIES) (2009-2015)	Lube ...	1358 <sup>53</sup>	ZX750 NINJA (ZX-7) SERIES (1990-1990)	Lube ...	4941	ZX1000 NINJA ZX-10R ABS (2016-2016)	Lube ...	1358 <sup>53</sup>
KL650 ( KL650 SERIES) (1987-2010)	Lube ...	4951	ZX750 NINJA (ZX-7) SERIES (1993-1995)	Lube ...	1358 <sup>53</sup>	ZX1000 NINJA ZX-10R ABS SE (2016-2016)	Lube ...	100227
KL650A (1987-2010)	Lube ...	4951	ZX750 NINJA (ZX-7R) (1991-2003)	Lube ...	1358 <sup>53</sup>	ZX1000 Ninja H2 (2016-2018)	Lube ...	NA
KL650-B TENGAI (1990-1991)	Lube ...	4951	ZX750 NINJA (ZX-7RR) (1996-1997)	Lube ...	1358 <sup>53</sup>	ZX1000 Ninja ZX-10R (2016-2018)	Lube ...	100227
KLE650 VERSYS (2007-2013)	Air ...	9722	ZX750 NINJA (ZX-7RR) (1996-1997)	Lube ...	1358 <sup>53</sup>	ZX1000 Ninja ZX-10R ABS KRT Edition (2016-2016)	Lube ...	100227
KLE650 VERSYS (2015-2015)	Lube ...	1358 <sup>53</sup>	ZX750-P NINJA (ZX-7R) (1996-1999)	Lube ...	1358 <sup>53</sup>	ZX1000 Ninja ZX-10R KRT Edition (2016-2016)	Lube ...	100227
KLR650 (KL650 SERIES) (1987-2015)	Lube ...	4951	773CC W800 (2019-2022)	Lube ...	1358 <sup>53</sup>	1000cc KZ1000 (1977-1978)	Lube ...	4942 <sup>28</sup>
KLX650 (1993-1997)	Air ...	9722	800cc			KZ1000 (1979-1979)	Lube ...	4943 <sup>29</sup>
KLX650C (1993-1996)	Lube ...	4951	VN800 DRIFTER (VULCAN SERIES) (2003-2006)	Lube ...	1358 <sup>53</sup>	KZ1000 (1980-1980)	Lube ...	4942
KLX650R (1993-1996)	Air ...	9722	VN800 VULCAN (1995-2005)	Lube ...	1358 <sup>53</sup>	KZ1000 (1981-1983)	Lube ...	4942 <sup>28</sup>
KZ650 (1977-1983)	Lube ...	4941	VN800 VULCAN CLASSIC (1995-2014)	Lube ...	1358 <sup>53</sup>	KZ1000 CSR (1981-1982)	Lube ...	4941
KZ650 LTD (1977-1983)	Lube ...	4941	VN800 VULCAN CLASSIC STD (1997-1999)	Lube ...	1358 <sup>53</sup>	KZ1000 LTD (1977-1980)	Lube ...	4942 <sup>28</sup>
KZ650CSR (1977-1983)	Lube ...	4941	VN800 VULCAN CLASSIC STD (2001-2005)	Lube ...	1358 <sup>53</sup>	KZ1000 LTD (1981-1983)	Lube ...	4943 <sup>29</sup>
W650 (2000-2001)	Lube ...	1358 <sup>53</sup>	806cc			KZ1000 LTD (1978-1981)	Lube ...	4942 <sup>28</sup>
651cc KLR 650 (2020-2020)	Lube ...	4951	ZR800 Z800 ABS (2016-2016)	Lube ...	1358 <sup>53</sup>	KZ1000 POLICE (1978-1981)	Lube ...	4943 <sup>29</sup>
KLR650 (2016-2016)	Air ...	9722	900cc			KZ1000 POLICE (1982-2005)	Lube ...	4941
KLR650 (2018-2019)	Lube ...	4951	KZ900 (1973-1977)	Lube ...	4942 <sup>28</sup>	KZ1000 REPLICIA (1982-1983)	Lube ...	4941
KLR650 CAMO (2016-2016)	Lube ...	4951	KZ900 LTD (1973-1977)	Lube ...	4942 <sup>28</sup>	KZ1000 ST/SHAFT (1979-1979)	Lube ...	4942 <sup>28</sup>
652cc KLR 650 (2022-2023)	Lube ...	NA	KZ900 Z1 (1973-1977)	Lube ...	4943 <sup>29</sup>	KZ1000 ST/SHAFT (1980-1980)	Lube ...	4942
700cc KZ700 (1984-1984)	Lube ...	4941	VN900 VULCAN CLASSIC (2006-2015)	Lube ...	1358 <sup>53</sup>	Z1000 (ZR1000) (2003-2008)	Lube ...	1358 <sup>53</sup>
VN700 VULCAN (1985-1985)	Lube ...	1334 <sup>53</sup>	VN900 VULCAN CUSTOM (2006-2014)	Lube ...	1358 <sup>53</sup>	Z1000 (ZR1000) (2010-2015)	Lube ...	1358 <sup>53</sup>
ZN1300 VOYAGER (1983-1988)	Lube ...	4942 <sup>28</sup>	ZL900 ELIMINATOR (1984-1986)	Lube ...	4941	Z1R (1979-1980)	Lube ...	4942 <sup>28</sup>
ZN700LTD (1984-1985)	Lube ...	4943 <sup>29</sup>	ZX9 (1984-1986)	Lube ...	4941	ZG1000 CONCOURS (1986-2006)	Lube ...	4941
750cc GPZ750 TURBO (1984-1985)	Lube ...	4941	ZX900 NINJA (1984-1986)	Lube ...	4941	ZL1000 ELIMINATOR (1987-1987)	Lube ...	4941
KZ750 (1976-1979)	Lube ...	4943	ZX900 NINJA (ZX9R) (1994-1997)	Lube ...	1358 <sup>53</sup>	ZX1000 NINJA 1000 SERIES (2011-2015)	Lube ...	1358 <sup>53</sup>
KZ750 (1980-1983)	Lube ...	4941	ZX900 NINJA (ZX9R) (1998-2003)	Lube ...	1365	ZX1000 NINJA ZX-10 SERIES (1986-1990)	Lube ...	4941
KZ750 LTD 2 CYL. (1980-1983)	Lube ...	4941	903cc			ZX1000 NINJA ZX-10 SERIES (2004-2015)	Lube ...	1358 <sup>53</sup>
KZ750 LTD 4 CYL. (1980-1983)	Lube ...	4941	VN900B Vulcan 900 Classic (2016-2018)	Lube ...	1358 <sup>53</sup>	1043cc		
KZ750 SPECTRE (1982-1984)	Lube ...	4941	VN900C Vulcan 900 Custom (2016-2018)	Lube ...	1358 <sup>53</sup>	KLZ1000 VERSEYS (2015-2015)	Lube ...	1358 <sup>53</sup>
KZ750-CSR (1982-1982)	Lube ...	4943	VN900D Vulcan 900 Classic LT (2016-2016)	Lube ...	1358 <sup>53</sup>	KLZ1000 Versys LT (2016-2016)	Lube ...	1358 <sup>53</sup>
KZ750-GPZ (1982-1982)	Lube ...	4941	VULCAN 900 (2019-2023)	Lube ...	1358	KLZ1000 Versys LT (2018-2018)	Lube ...	1358 <sup>53</sup>
KZ750-M (1982-1982)	Lube ...	4943	948CC			NINJA 1000ABS (2019-2021)	Lube ...	1358
KZ750-R (1982-1982)	Lube ...	4941	Z900 ABS (2019-2023)	Lube ...	1358	NINJA 1000SX (2021-2023)	Lube ...	1358
			Z900 SE (2022-2023)	Lube ...	1358	VERSYS 1000 LT (2019-2022)	Lube ...	1358
			Z900RS (2018-2018)	Lube ...	1358 <sup>53</sup>	ZR1000 Z1000 ABS (2016-2016)	Lube ...	1358 <sup>53</sup>
			Z900RS (2019-2023)	Lube ...	1358	ZX1000 NINJA 1000 ABS (2016-2018)	Lube ...	1358 <sup>53</sup>

N/A = Not Available N/R = Not Required N/S = Not Serviceable See pages 13-16 for footnotes  
 N/A = Non disponible N/R = Non nécessaire N/S = Non réparable Voir pages 13-16 pour des notes  
 N/A = No disponible N/R = No requiere N/S = No servible Ver las páginas 13-16 para las notas al pie de página

*Italicized Part Numbers May Not Be Available.*

Las piezas con números en *italicas* pueden no estar disponibles.  
 Les numéros de pièce en *italiques* peuvent ne pas être disponibles.



Motorcycles

KAWASAKI — MOTO GUZZI

MOTORCYCLES

Make & Model Haz un modelo Marque et modèle	Serv. Type	Part No. N° de pieza N° de pièce	Make & Model Haz un modelo Marque et modèle	Serv. Type	Part No. N° de pieza N° de pièce	Make & Model Haz un modelo Marque et modèle	Serv. Type	Part No. N° de pieza N° de pièce
<b>KAWASAKI (Cont'd/Suite)</b>			<b>KAWASAKI (Cont'd/Suite)</b>			<b>KTM (Cont'd/Suite)</b>		
1100cc			2000cc			510cc		
1100 SERIES (ALL) (1981-1985)	Lube . . .	4941	VN2000 VULCAN 2000 (2053CC)			500EXC (2016-2016)	Lube . . .	100616
1100 SERIES (ALL) (1990-2001)	Lube . . .	4941	(2004-2009)	Lube . . .	1358 <sup>53</sup>	620cc Engine		
KZ1100A (1981-1983)	Lube . . .	4941	VN2000 VULCAN LIMITED			620 EXC (1997-2010)	Lube . . .	100617
KZ1100B GPZ (1981-1982)	Lube . . .	4941	(2005-2006)	Lube . . .	1358 <sup>53</sup>	620 EXC (2014-2014)	Lube . . .	100617
KZ1100D SPECTRE (1981-1982)	Lube . . .	4941	<b>KTM</b>				Lube . . .	NS
KZ1100L LTD (1981-1983)	Lube . . .	4941	49cc 50 SX (2018-2018)	Lube . . .	NS	620 LSK (2014-2014)	Lube . . .	100617
1200cc			65cc 65SX (2018-2018)	Lube . . .	NS	690cc Engine		
ZG1200 VOYAGER X11	Lube . . .	4941	85cc 85SX (2018-2018)	Lube . . .	NS	690 ENDURO R (2021-2022)	Lube . . .	100617
(1986-2003)			125cc 125 SX (2014-2015)	Lube . . .	NS	799CC 790 Duke (2019-2020)	Lube . . .	NA
ZRX1200R (2001-2009)	Lube . . .	4941	125 SX (2018-2018)	Lube . . .	NS		Air . . . . .	201239
ZX-12R NINJA (2000-2009)	Lube . . .	1358 <sup>53</sup>	125cc Engine 125 (2008-2008)	Air . . . . .	4234	<b>MOTO GUZZI</b>		
ZZR1200 SPORT TOURER	Lube . . .	4941	144cc 150 SX (2014-2018)	Lube . . .	NS	750cc		
(2002-2005)			150 XC-W (2017-2018)	Lube . . .	NS	BREVA 1100 (2005-2006)	Lube . . .	1215 <sup>407</sup>
1300cc			144cc Engine				Lube . . .	1225 <sup>1</sup>
KZ1300 (1979-1981)	Lube . . .	4942 <sup>288</sup>	150 XC (2014-2014)	Lube . . .	NS	853cc		
	Lube . . .	4943 <sup>329</sup>	193cc Engine			V7 Special E5 (2021-2022)	Lube . . .	NA
KZ1300 TOURING (1979-1981)	Lube . . .	4942 <sup>288</sup>	200 XC-W (2014-2015)	Lube . . .	NS	V7 Stone Centenario E5	Lube . . .	NA
	Lube . . .	4943 <sup>329</sup>	249cc Engine			(2021-2022)	Lube . . .	NA
1352cc			250 SX (2016-2017)	Lube . . .	NA	V7 Stone E5 (2021-2022)	Lube . . .	NA
CONCOURS 14 ABS (2019-2022)	Lube . . .	1358	250 SX-F (2017-2023)	Lube . . .	NA	V85 TT (2019-2022)	Lube . . .	NA
ZG1400 CONCOURS (2014-2014)	Lube . . .	1358 <sup>53</sup>	250XC-W (2016-2018)	Lube . . .	NS	V85 TT Adventure E5 (2021-2022)	Lube . . .	NA
ZG1400 Concours ABS	Lube . . .	1358 <sup>53</sup>	250cc Engine			V85 TT Centenario E5 (2021-2022)	Lube . . .	NA
(2016-2018)			250 EXC-F (2018-2018)	Lube . . .	NA	V85 TT Travel E5 (2021-2022)	Lube . . .	NA
1400cc			250 SX (2014-2015)	Lube . . .	NS	V9 BOBBER (2021-2022)	Lube . . .	NA
CONCOURS 14 (ZG1400)	Lube . . .	1358 <sup>53</sup>	250 SX (2018-2018)	Lube . . .	NS	V9 Bobber Centenario E5	Lube . . .	NA
(2008-2015)			250 SX-F (2016-2016)	Lube . . .	NA			
ZX1400 NINJA ZX-14 SERIES	Lube . . .	1358 <sup>53</sup>	250 XC-F (2007-2007)	Lube . . .	100616	1100cc		
(2006-2015)			250 XC-F (2011-2012)	Lube . . .	100616	CALIFORNIA EV (2002-2004)	Lube . . .	1215 <sup>407</sup>
1441cc			250 XC-F (2013-2020)	Lube . . .	NA		Lube . . .	1225 <sup>1</sup>
NINJA ZX-14R ABS (2019-2022)	Lube . . .	1358	250XCF-W (2016-2016)	Lube . . .	NA	CALIFORNIA IE (1994-2001)	Lube . . .	1215 <sup>407</sup>
ZX1400 NINJA ZX-14R ABS	Lube . . .	1358 <sup>53</sup>	293cc Engine				Lube . . .	1225 <sup>1</sup>
(2016-2016)			300 XC (2015-2015)	Lube . . .	NS	CALIFORNIA SPECIAL	Lube . . .	1215 <sup>407</sup>
ZX1400 NINJA ZX-14R ABS SE	Lube . . .	1358 <sup>53</sup>	300 XC (2017-2018)	Lube . . .	NS	(2002-2004)	Lube . . .	1225 <sup>1</sup>
(2016-2018)			300XC-W (2016-2018)	Lube . . .	NS	CALIFORNIA STONE SERIES	Lube . . .	1215
1500cc			350cc 350 XC-F (2012-2023)	Lube . . .	NA	(2002-2004)	Lube . . .	1215
VN1500 (VULCAN SERIES)	Lube . . .	1358 <sup>53</sup>	350 XCF-W (2016-2016)	Lube . . .	NA	QUOTA 1100ES (2000-2006)	Lube . . .	1215 <sup>407</sup>
(1987-1999)			350XCF-W SIX DAYS (2016-2016)	Lube . . .	NA		Lube . . .	1225 <sup>1</sup>
VN1500 CLASSIC (VULCAN SERIES)	Lube . . .	1358 <sup>53</sup>	350cc Engine			SPECIAL (1994-2001)	Lube . . .	1215 <sup>407</sup>
(2000-2008)			350 EXC-F (2012-2018)	Lube . . .	NA		Lube . . .	1225 <sup>1</sup>
VN1500 DRIFTER (VULCAN SERIES)	Lube . . .	1358 <sup>53</sup>	350 SX-F (2011-2023)	Lube . . .	NA	SPORT 1100 (1994-1997)	Lube . . .	1215 <sup>407</sup>
(1999-2006)			400cc Engine				Lube . . .	1225 <sup>1</sup>
VN1500 NOMAD (VULCAN SERIES)	Lube . . .	1358 <sup>53</sup>	400 EXE (2014-2014)	Lube . . .	100617	V11 BASSA (2000-2006)	Lube . . .	1215 <sup>407</sup>
(1999-2004)				Lube . . .	NS		Lube . . .	1225 <sup>1</sup>
1600cc			449cc 450 XCW (2016-2016)	Lube . . .	100616	V11 EV (1998-2001)	Lube . . .	1215 <sup>407</sup>
VN1600 CLASSIC (VULCAN SERIES)	Lube . . .	1358 <sup>53</sup>	450XC-F (2013-2015)	Lube . . .	100616		Lube . . .	1225 <sup>1</sup>
(2003-2008)			450XC-F (2016-2016)	Lube . . .	NA	V11 JACKAL SERIES (1999-2001)	Lube . . .	1215
VN1600 MEAN STREAK (VULCAN SERIES)	Lube . . .	1358 <sup>53</sup>	449cc Engine			V11 LE MANS (2000-2006)	Lube . . .	1215 <sup>407</sup>
(2004-2008)			450 XCW (2015-2015)	Lube . . .	NS		Lube . . .	1225 <sup>1</sup>
VN1600 NOMAD (VULCAN SERIES)	Lube . . .	1358 <sup>53</sup>	450cc			V11 QUOTA (2000-2006)	Lube . . .	1215 <sup>407</sup>
(2005-2008)			450 SX-F Factory Edition	Lube . . .	NA		Lube . . .	1225 <sup>1</sup>
1700cc			(2016-2016)	Lube . . .	NA	V11 SPORT (1998-2006)	Lube . . .	1215 <sup>407</sup>
VN1700 VULCAN 1700 NOMAD	Lube . . .	1358 <sup>53</sup>	450SX-F (2011-2012)	Lube . . .	NA		Lube . . .	1225 <sup>1</sup>
(2009-2015)			450SX-F (2013-2015)	Lube . . .	100616			
VN1700 VULCAN 1700 VAQUERO	Lube . . .	1358 <sup>53</sup>	450SX-F (2016-2023)	Lube . . .	NA	1151cc NORGE (2015-2015)	Lube . . .	1348 <sup>407,53</sup>
(2011-2014)			450XC-F (2017-2020)	Lube . . .	NA		Lube . . .	7348 <sup>1</sup>
VN1700 Vulcan 1700 Vaquero ABS	Lube . . .	1358 <sup>53</sup>	450XC-F (2022-2023)	Lube . . .	NA	1200cc		
(2016-2018)			500cc Engine			GRISO 1200 8V (2009-2014)	Lube . . .	1348 <sup>53</sup>
VN1700 VULCAN 1700 VOYAGER	Lube . . .	1358 <sup>53</sup>	500EXC (2015-2015)	Lube . . .	NS	STELVIO 1200 (2009-2013)	Lube . . .	1348 <sup>407,53</sup>
(2009-2014)			510cc 500 EXC-F (2017-2023)	Lube . . .	NA		Lube . . .	7348 <sup>1</sup>
VN1700 Vulcan 1700 Voyager ABS	Lube . . .	1358 <sup>53</sup>	500 XC-W (2016-2016)	Lube . . .	100616	STELVIO 1200 (2015-2015)	Lube . . .	1348 <sup>407,53</sup>
(2016-2018)							Lube . . .	7348 <sup>1</sup>
VULCAN 1700 VAQUERO ABS	Lube . . .	1358						
(2019-2022)								
VULCAN 1700 VOYAGER ABS	Lube . . .	1358						
(2019-2022)								

N/A = Not Available N/R = Not Required N/S = Not Serviceable See pages 13-16 for footnotes  
 N/A = Non disponible N/R = Non nécessaire N/S = Non réparable Voir pages 13-16 pour des notes  
 N/A = No disponible N/R = No requiere N/S = No servible Ver las páginas 13-16 para las notas al pie de página

*Italicized Part Numbers May Not Be Available.*  
 Las piezas con números en *italicas* pueden no estar disponibles.  
 Les numéros de pièce en *italiques* peuvent ne pas être disponibles.



MV AUGUSTA — SUZUKI

Motorcycles

MOTORCYCLES

Make & Model Haz un modelo Marque et modèle	Serv. Type	Part No. N° de pieza N° de pièce	Make & Model Haz un modelo Marque et modèle	Serv. Type	Part No. N° de pieza N° de pièce	Make & Model Haz un modelo Marque et modèle	Serv. Type	Part No. N° de pieza N° de pièce
<b>MV AUGUSTA</b>			<b>ROYAL ENFIELD</b>			SUZUKI (Cont'd/Suite)		
798CC			411CC			400cc		
Brutale Rosso (2021-2022)	Lube . . .	NA	Himalayan (2020-2022)	Lube . . .	NA	DRZ400 (2000-2009)	Air . . . . .	4242
Brutale RR (2021-2022)	Lube . . .	NA				DRZ400 (2011-2015)	Lube . . .	7931
Brutale RR SCS (2021-2022)	Lube . . .	NA	Continental GT 650 (2020-2022)	Lube . . .	NA		Air . . . . .	4242
Dragster RC SCS (2021-2022)	Lube . . .	NA	INT650 (2020-2022)	Lube . . .	NA	GS400 SERIES (1977-1978)	Lube . . .	4931
Dragster Rosso (2021-2022)	Lube . . .	NA				GSF400 BANDIT (1991-1993)	Lube . . .	4931
Dragster RR (2021-2022)	Lube . . .	NA	<b>SUZUKI</b>			425cc		
F3 Rosso (2021-2022)	Lube . . .	NA	67cc DRZ70 (2008-2009)	Lube . . .	NS	GS425 SERIES (1979-1979)	Lube . . .	4931
F3 RR (2021-2022)	Lube . . .	NA	85cc RM85 (2015-2017)	Air . . . . .	200798	449cc RMZ450 (2016-2020)	Lube . . .	7932
Superveloce 800 (2021-2022)	Lube . . .	NA	RM85 (2019-2020)	Air . . . . .	200798	450cc		
Superveloce AGO (2021-2022)	Lube . . .	NA	110cc DRZ110 (2003-2005)	Lube . . .	NA	GS450 SERIES (1980-1983)	Lube . . .	4931
Superveloce Alpine (2021-2022)	Lube . . .	NA	125cc DR125 (1986-1988)	Lube . . .	4949	GS450 SERIES (1985-1988)	Lube . . .	4931
Superveloce S (2021-2022)	Lube . . .	NA	DR125S (1994-1996)	Lube . . .	4949	RMX450Z (2010-2013)	Lube . . .	7932
Turismo Veloce Lusso (2021-2022)	Lube . . .	NA	DRZ125 (2003-2014)	Lube . . .	4949	RMX450Z (2016-2017)	Lube . . .	7932
Turismo Veloce Lusso SCS (2021-2022)	Lube . . .	NA	DRZ125 (2016-2016)	Lube . . .	4949	RMZ450 (2005-2016)	Lube . . .	7932
Turismo Veloce RC SCS (2021-2022)	Lube . . .	NA	DR-Z125L (2016-2017)	Lube . . .	4949	487cc GS500F (2004-2009)	Lube . . .	4931
Turismo Veloce Rosso (2021-2022)	Lube . . .	NA	RM125 (1987-1992)	Air . . . . .	4239	500cc DR500 (1981-1983)	Lube . . .	4931
			SP-125 (1986-1988)	Lube . . .	4949	GS500 (2009-2011)	Lube . . .	4931
			199cc DR200S (2016-2017)	Lube . . .	4949	GS500E (1989-2003)	Lube . . .	4931
			DR200S (2019-2022)	Lube . . .	4949	GS500EX (1999-1999)	Lube . . .	1359
998CC			200cc DR200 (1986-1988)	Lube . . .	4949	550cc		
Brutale 1000RR (2021-2022)	Lube . . .	NA	DR200SE (1996-2009)	Lube . . .	4949	GS550 SERIES (1977-1986)	Lube . . .	4931
Brutale 1000RS (2021-2022)	Lube . . .	NA	DR200SE (2011-2011)	Lube . . .	4949	599cc GSX-R 600 (2016-2017)	Lube . . .	1359
Brutale Nurburgring (2021-2022)	Lube . . .	NA	DR200SE (2013-2013)	Lube . . .	4949	GSX-R 600 (2019-2022)	Lube . . .	1359
Rush 1000 (2021-2022)	Lube . . .	NA	DR200SE (2015-2015)	Lube . . .	4949	GSX-R600Z (2022-2022)	Lube . . .	1359
			SP200 (1986-1988)	Lube . . .	4949	600cc		
<b>POLARIS</b>			UH200 BURGMAN 200 (2014-2014)	Lube . . .	NA	GSX600F KATANA (1998-1998)	Lube . . .	1359
L4 2.0L 2000CC 122CID			248cc GSX250R (2019-2022)	Lube . . .	1359	GSX-R 600 (2000-2013)	Lube . . .	1359
Slingshot GT (2020-2020)	Lube . . .	1348 <sup>53</sup>	GW250 STANDARD (2013-2015)	Lube . . .	1359	RF600 SERIES (1988-2009)	Lube . . .	1359
Slingshot R (2020-2022)	Lube . . .	1348 <sup>53</sup>	GW250 STANDARD (2017-2017)	Lube . . .	1359	638cc		
Slingshot S (2021-2022)	Lube . . .	1348 <sup>53</sup>	249cc RMX250 (1989-1998)	Air . . . . .	4239	AN650A Burgman ABS Executive (2017-2017)	Lube . . .	1359
Slingshot SL (2020-2022)	Lube . . .	1348 <sup>53</sup>	RM-Z250 (2016-2016)	Lube . . .	7932	BURGMAN 650 EXECUTIVE (2016-2016)	Lube . . .	1359
Slingshot SL LE (2021-2022)	Lube . . .	1348 <sup>53</sup>	TU250X (2015-2017)	Lube . . .	NA	BURGMAN 650 EXECUTIVE ABS (2016-2016)	Lube . . .	1359
Slingshot SLR (2021-2022)	Lube . . .	1348 <sup>53</sup>	250cc DR250 (1983-1983)	Lube . . .	NA	644cc DR650S (2019-2022)	Lube . . .	100615
2.4L DOHC Eng.			DR250 (1984-1985)	Lube . . .	4931	645cc GLADIUS (2009-2011)	Lube . . .	1359
SLINGSHOT (2015-2015)	Lube . . .	7082	DR250 (1990-1990)	Lube . . .	4931	SFV650 STANDARD (2009-2009)	Lube . . .	1359
	Air . . . . .	9066	GN250 (1982-1988)	Lube . . .	4931	SFV650 STANDARD (2014-2014)	Lube . . .	1359
SLINGSHOT (2015-2016)	Lube . . .	NA <sup>439</sup>	GS250T (1980-1981)	Lube . . .	4931	SV650	Lube . . .	1359
SLINGSHOT (2016-2016)	Air . . . . .	9066 <sup>439</sup>	GZ250X (1999-2001)	Lube . . .	1359	SV650 (2017-2017)	Lube . . .	1359
SLINGSHOT (2016-2017)	Lube . . .	7082 <sup>275</sup>	RM250 (1987-1992)	Air . . . . .	4239	SV650 (2019-2022)	Lube . . .	1359
SLINGSHOT (2017-2017)	Lube . . .	NA	RMZ250 (2004-2017)	Lube . . .	7932	SV650 ABS (2017-2017)	Lube . . .	1359
	Air . . . . .	9066	RMZ250 (2019-2020)	Lube . . .	7932	SV650 ABS (2019-2022)	Lube . . .	1359
Slingshot GT (2019-2019)	Lube . . .	7082	300cc GS300L (1982-1983)	Lube . . .	4931	V-STROM 650 ABS (2016-2017)	Lube . . .	1359
	Lube . . .	NA <sup>439</sup>	GS300L (1985-1985)	Lube . . .	4931	V-STROM 650 ABS (2019-2020)	Lube . . .	1359
Slingshot GT LE (2018-2018)	Lube . . .	7082	385cc			V-STROM 650 ADVENTURE ABS (2016-2017)	Lube . . .	1359
	Lube . . .	NA <sup>439</sup>	BURGMAN 400 (2003-2006)	Lube . . .	4949	V-STROM 650 ADVENTURE ABS (2019-2020)	Lube . . .	1359
	Air . . . . .	9066	BURGMAN 400 (2014-2014)	Lube . . .	100339	V-STROM 650X EXP ABS (2016-2016)	Lube . . .	1359
Slingshot S (2018-2018)	Lube . . .	7082	398cc DR-Z400S (2016-2017)	Lube . . .	7931	V-STROM 650XT ABS (2016-2016)	Lube . . .	1359
Slingshot S (2018-2019)	Lube . . .	NA <sup>439</sup>	DR-Z400S (2019-2022)	Lube . . .	7931	650cc		
Slingshot S (2019-2019)	Lube . . .	7082 <sup>275</sup>	DR-Z400SM (2016-2017)	Lube . . .	7931	BOULEVARD S40 (LS650) (2005-2014)	Lube . . .	100615
Slingshot SL (2015-2017)	Air . . . . .	9066	DR-Z400SM (2019-2022)	Lube . . .	7931	BURGMAN 650 (2004-2014)	Lube . . .	1359
Slingshot SL (2015-2019)	Lube . . .	7082 <sup>275</sup>				DL650 V-STROM (2004-2009)	Lube . . .	1359
	Lube . . .	NA <sup>439</sup>				DL650 V-STROM (2011-2012)	Lube . . .	1359
Slingshot SL LE (2016-2017)	Lube . . .	7082 <sup>275</sup>				DL650 V-STROM (2014-2015)	Lube . . .	1359
	Lube . . .	NA <sup>439</sup>				DR650S (2002-2009)	Lube . . .	100615
	Air . . . . .	9066				DR650S (2014-2014)	Lube . . .	100615
Slingshot SLR (2017-2019)	Lube . . .	7082 <sup>275</sup>	400cc					
	Lube . . .	NA <sup>439</sup>	AN400 Burgman ABS (2016-2016)	Lube . . .	100339			
Slingshot SLR LE (2018-2018)	Lube . . .	7082 <sup>275</sup>	BURGMAN 400 (2007-2013)	Lube . . .	100339			
	Lube . . .	NA <sup>439</sup>	BURGMAN 400 (2022-2022)	Lube . . .	100339			
			BURGMAN 400 ABS (2016-2016)	Lube . . .	100339			
			DRZ400 (2000-2009)	Lube . . .	7931			

N/A = Not Available N/R = Not Required N/S = Not Serviceable See pages 13-16 for footnotes  
 N/A = Non disponible N/R = Non nécessaire N/S = Non réparable Voir pages 13-16 pour des notes  
 N/A = No disponible N/R = No requiere N/S = No servible Ver las páginas 13-16 para las notas al pie de página

*Italicized Part Numbers May Not Be Available.*

Las piezas con números en *italicas* pueden no estar disponibles.  
 Les numéros de pièce en *italiques* peuvent ne pas être disponibles.



Motorcycles

SUZUKI – TRIUMPH

MOTORCYCLES

Make & Model Haz un modelo Marque et modèle	Serv. Type	Part No. N° de pieza N° de pièce	Make & Model Haz un modelo Marque et modèle	Serv. Type	Part No. N° de pieza N° de pièce	Make & Model Haz un modelo Marque et modèle	Serv. Type	Part No. N° de pieza N° de pièce
SUZUKI (Cont'd/Suite)			SUZUKI (Cont'd/Suite)			SUZUKI (Cont'd/Suite)		
650cc			999cc			1255cc		
GR650 SERIES (1981-1984)	Lube ...	4931	GSX-R 1000 (2016-2017)	Lube ...	1359	GSF1250 BANDIT (2007-2011)	Lube ...	1359
GSX-R 600 (2014-2015)	Lube ...	1359	GSX-R 1000 (2019-2022)	Lube ...	1359	GSF1250SA Bandit ABS (2016-2016)	Lube ...	1359
LS650 (2014-2015)	Lube ...	100615	GSX-R 1000 COMMEMORATIVE EDITION (2016-2016)	Lube ...	1359	1298cc		
SAVAGE 650 (2003-2004)	Lube ...	1359	GSX-R1000R (2017-2017)	Lube ...	1359	GSX1300 HAYABUSA (1999-2007)	Lube ...	1359
SV650 (1999-2011)	Lube ...	1359	GSX-R1000R (2019-2022)	Lube ...	1359	1340cc		
SV650S (1999-2011)	Lube ...	1359	GSX-R1000RZ (2022-2022)	Lube ...	1359	GSX1300 B-KING (2008-2009)	Lube ...	1359
SV650SA (2009-2012)	Lube ...	1359	GSX-S1000 ABS (2016-2017)	Lube ...	1359	GSX1300 HAYABUSA (2008-2009)	Lube ...	1359
SV650X SAVAGE (1999-2002)	Lube ...	1359	GSX-S1000 ABS (2019-2022)	Lube ...	1359	GSX1300 HAYABUSA (2011-2015)	Lube ...	1359
SV650X SAVAGE (2004-2004)	Lube ...	1359	GSX-S1000AL8 (2018-2018)	Lube ...	1359	GSX1300R Hayabusa (2017-2017)	Lube ...	1359
673cc			GSX-S1000AL9 (2019-2019)	Lube ...	1359	GSX1300R Hayabusa (2019-2022)	Lube ...	1359
GS650 SERIES (1981-1984)	Lube ...	4931	GSX-S1000F (2016-2016)	Lube ...	1359	HAYABUSA (2016-2016)	Lube ...	1359
XN85 (1983-1985)	Lube ...	4931	GSX-S1000F ABS (2016-2017)	Lube ...	1359	1360cc		
700cc			GSX-S1000F ABS (2019-2022)	Lube ...	1359	BOULEVARD S83 (VS1400) (2009-2009)	Lube ...	1359
GS700 SERIES (1985-1985)	Lube ...	4931	GSX-S1000FZ (2022-2022)	Lube ...	1359	BOULEVARD S83 (VS1400GLP) (2005-2008)	Lube ...	1359
GV700 MADURA (1985-1985)	Lube ...	1348 <sup>407/53</sup>	GSX-S1000GT (2022-2022)	Lube ...	1359	1400cc		
	Lube ...	7348 <sup>1</sup>	GSX-S1000GT plus (2022-2022)	Lube ...	1359	GV1400 CAVALCADE (1985-1986)	Lube ...	1348 <sup>407/53</sup>
VS700 INTRUDER (1986-1986)	Lube ...	1348 <sup>407/53</sup>	KATANA (2020-2022)	Lube ...	1359	GV1400 CAVALCADE (1987-1988)	Lube ...	1359
	Lube ...	7348 <sup>1</sup>				INTRUDER 1400 (2003-2003)	Lube ...	1359
VS700 INTRUDER (1987-1987)	Lube ...	1359	1000cc			VS1400GLP INTRUDER (1987-2004)	Lube ...	1359
749cc			DL1000 V-STROM (2002-2009)	Lube ...	1359	1462cc		
GSX-S750 (2016-2016)	Lube ...	1359	DL1000 V-STROM (2012-2012)	Lube ...	1359	BOULEVARD C90 BOSS (2016-2017)	Lube ...	1359
GSX-S750 (2020-2022)	Lube ...	1359	GS1000 (1978-1981)	Lube ...	4931	BOULEVARD C90 BOSS (2019-2019)	Lube ...	1359
GSX-S750A (2016-2016)	Lube ...	1359	GS1000 (1982-1982)	Lube ...	4932	BOULEVARD C90T (2016-2017)	Lube ...	1359
750cc			GSXR1000 (1993-1995)	Lube ...	1359	BOULEVARD C90T (2019-2019)	Lube ...	1359
GS750 SERIES (1977-1979)	Lube ...	4931	GSXR1000 (2001-2017)	Lube ...	1359	BOULEVARD M90 (2016-2016)	Lube ...	1359
GS750 SERIES (1980-1982)	Lube ...	4932	GSXR1000AL8 (2018-2018)	Lube ...	1359	M90 Boulevard (2017-2017)	Lube ...	1359
GS750 SERIES (1983-1983)	Lube ...	4931	SV1000 (2003-2007)	Lube ...	1359	1500cc		
GSX750F KATANA (1989-2006)	Lube ...	1359	SV1000-S (2003-2007)	Lube ...	1359	BOULEVARD C90 (VL1500) (2005-2009)	Lube ...	1359
GSX-R750 (1988-2017)	Lube ...	1359	TL1000R (1997-2003)	Lube ...	1359	BOULEVARD C90 (VL1500) (2014-2015)	Lube ...	1359
GSX-R750 (2019-2022)	Lube ...	1359	TL1000RX (1999-1999)	Lube ...	1359	M90 Boulevard (2009-2011)	Lube ...	1359
GSX-R750L9 (2019-2019)	Lube ...	1359	TL1000S (1997-2001)	Lube ...	1359	VL1500 INTRUDER (1998-2004)	Lube ...	1359
GSXR750LB (2018-2018)	Lube ...	1359				VL1500 INTRUDER (2014-2014)	Lube ...	1359
GSX-R750Z (2022-2022)	Lube ...	1359	1037cc			VZ1500 (2014-2014)	Lube ...	1359
VS750GLP INTRUDER (1988-1991)	Lube ...	1359	DL1000 V-STROM (2014-2014)	Lube ...	1359	1552cc		
800cc			DL1000A (2015-2016)	Lube ...	1359	BOULEVARD M95 (VZ1600) (2005-2005)	Lube ...	1358
BOULEVARD C50 (VL800) (2005-2012)	Lube ...	1359	DL1000AL8 (2018-2018)	Lube ...	1359	1600cc		
BOULEVARD C50 (VL800) (2014-2015)	Lube ...	1359	DL1000AL9 (2019-2019)	Lube ...	1359	MARAUDER 1600 (2004-2004)	Lube ...	1358 <sup>83</sup>
BOULEVARD M50 (VZ800) (2005-2014)	Lube ...	1359	DL1000XAL (2018-2018)	Lube ...	1359	1783cc		
BOULEVARD S50 (VS800GL) (2005-2011)	Lube ...	1359	DL1000XAL9 (2019-2019)	Lube ...	1359	BOULEVARD C109R SERIES (2008-2012)	Lube ...	1359
INTRUDER VOLUSIA (2002-2005)	Lube ...	1359	V-STROM 1000 ADVENTURE ABS (2016-2016)	Lube ...	1359	BOULEVARD M109R (2019-2022)	Lube ...	1359
MARAUDER 800 (1997-2003)	Lube ...	1359	1052cc			Boulevard M109R B.O.S.S. (2022-2022)	Lube ...	1359
VL800 INTRUDER (2002-2002)	Lube ...	1359	GSXR1100 (1986-1988)	Lube ...	1359	M109R Boulevard B.O.S.S. (2016-2017)	Lube ...	1359
VL800 INTRUDER (2014-2015)	Lube ...	1359	1073cc			1800cc		
VS800GL INTRUDER (1992-2003)	Lube ...	1359	V-STROM 1000 ABS (2016-2016)	Lube ...	1359	BOULEVARD M109R (2006-2014)	Lube ...	1359
VX800 (1990-1993)	Lube ...	1359	1074cc			VZR1800 (2014-2014)	Lube ...	1359
805cc			GSXR1100 (1993-1998)	Lube ...	1359	<b>TRIUMPH</b>		
BOULEVARD C50 (2016-2017)	Lube ...	1359	1100cc			600cc		
BOULEVARD C50 (2019-2022)	Lube ...	1359	GS1100 (1980-1983)	Lube ...	4932 <sup>433</sup>	DAYTONA 600 (2002-2006)	Lube ...	1358 <sup>83</sup>
BOULEVARD C50T (2016-2017)	Lube ...	1359	GS1100 (1982-1982)	Lube ...	4931 <sup>432</sup>	DAYTONA 600 (2014-2014)	Lube ...	1358 <sup>83</sup>
BOULEVARD C50T (2019-2022)	Lube ...	1359	GS1100 (1983-1983)	Lube ...	4931			
M50 Boulevard (2016-2017)	Lube ...	1359	GSXR1100W (1993-1998)	Lube ...	1359			
850cc			1127cc					
GS850 SERIES (1979-1983)	Lube ...	4931	GSX1100 SERIES (1988-1993)	Lube ...	1359			
900cc			GSXR1100 (1989-1992)	Lube ...	1359			
RF900R (1994-1997)	Lube ...	1359	1150cc					
996cc			GS1150 (1984-1986)	Lube ...	4932			
TL1000SX (1999-1999)	Lube ...	1359	1200cc					
999cc			GSF1200 BANDIT (1997-2005)	Lube ...	1359			
GSX S1000 (2016-2017)	Lube ...	1359	GSF1200S BANDIT (2001-2005)	Lube ...	1359			
			GSF1200Z BANDIT (2001-2005)	Lube ...	1359			
			1255cc					
			BANDIT 1250F ABS (2016-2016)	Lube ...	1359			
			BANDIT 1250S ABS (2016-2016)	Lube ...	1359			

N/A = Not Available N/R = Not Required N/S = Not Serviceable See pages 13-16 for footnotes  
 N/A = Non disponible N/R = Non nécessaire N/S = Non réparable Voir pages 13-16 pour des notes  
 N/A = No disponible N/R = No requiere N/S = No servible Ver las páginas 13-16 para las notas al pie de página

*Italicized Part Numbers May Not Be Available.*  
 Las piezas con números en *italicas* pueden no estar disponibles.  
 Les numéros de pièce en *italiques* peuvent ne pas être disponibles.





TRIUMPH — YAMAHA

Motorcycles

MOTORCYCLES

Make & Model Haz un modelo Marque et modèle	Serv. Type	Part No. N° de pieza N° de pièce	Make & Model Haz un modelo Marque et modèle	Serv. Type	Part No. N° de pieza N° de pièce	Make & Model Haz un modelo Marque et modèle	Serv. Type	Part No. N° de pieza N° de pièce	
TRIUMPH (Cont'd/Suite)			TRIUMPH (Cont'd/Suite)			VICTORY (Cont'd/Suite)			
600cc			955cc			1507cc			
SPEED FOUR (2002-2005)	Lube . . .	1358 <sup>53</sup>	DAYTONA 951 (1997-2006)	Lube . . .	1358 <sup>53</sup>	V92C (1998-2003)	Lube . . .	1358 <sup>53</sup>	
TT600 (2000-2003)	Lube . . .	1358 <sup>53</sup>	DAYTONA 951 (2014-2014)	Lube . . .	1358 <sup>53</sup>	V92SC (1998-2005)	Lube . . .	1358 <sup>53</sup>	
TT600 (2014-2014)	Lube . . .	1358 <sup>53</sup>	DAYTONA T595 (1997-2006)	Lube . . .	1358 <sup>53</sup>				
675cc			SPEED TRIPLE (1999-2004)	Lube . . .	1358 <sup>53</sup>	1634cc			
DAYTONA 675 (2006-2014)	Lube . . .	1358 <sup>53</sup>	SPEED TRIPLE (2006-2006)	Lube . . .	1358 <sup>53</sup>	Arlen Ness Jackpot (2006-2009)	Lube . . .	1356	
DAYTONA 675 (2016-2016)	Lube . . .	1358 <sup>53</sup>	SPRINT RS (1999-2004)	Lube . . .	1358 <sup>53</sup>	Cory Ness Jackpot (2006-2008)	Lube . . .	1356	
DAYTONA 675R (2016-2016)	Lube . . .	1358 <sup>53</sup>	SPRINT ST (SPORT TOUR) (1999-2004)	Lube . . .	1358 <sup>53</sup>	HAMMER S (2006-2007)	Lube . . .	1356	
STREET TRIPLE (2016-2016)	Lube . . .	1358 <sup>53</sup>	TIGER (2002-2006)	Lube . . .	1358 <sup>53</sup>	HAMMER SERIES (2006-2013)	Lube . . .	1356	
Street Triple ABS (2016-2016)	Lube . . .	1358 <sup>53</sup>	TIGER 951 (2001-2007)	Lube . . .	1358 <sup>53</sup>	KINGPIN (2004-2012)	Lube . . .	1356	
STREET TRIPLE R (2016-2016)	Lube . . .	1358 <sup>53</sup>	TIGER 951 (2014-2014)	Lube . . .	1358 <sup>53</sup>	KINGPIN 8-BALL (2008-2010)	Lube . . .	1356	
Street Triple R ABS (2016-2016)	Lube . . .	1358 <sup>53</sup>				KINGPIN TOUR (2006-2012)	Lube . . .	1356	
748cc			1050cc			VEGAS (2006-2012)	Lube . . .	1356	
TRIDENT 750 (1991-1998)	Lube . . .	4941	SPEED TRIPLE (2005-2005)	Lube . . .	1358 <sup>53</sup>	VEGAS 8-BALL (2005-2010)	Lube . . .	1356	
765cc			SPEED TRIPLE (2007-2011)	Lube . . .	1358 <sup>53</sup>	VEGAS JACKPOT (2006-2008)	Lube . . .	1356	
STREET TRIPLE (2021-2022)	Lube . . .	1358 <sup>53</sup>	SPEED TRIPLE R (2011-2013)	Lube . . .	1358 <sup>53</sup>				
790cc			SPRINT ST (SPORT TOUR) (2005-2013)	Lube . . .	1358 <sup>53</sup>	1731cc			
AMERICA (CLASSIC) (2005-2006)	Lube . . .	1358 <sup>53</sup>	TIGER (2008-2010)	Lube . . .	1358 <sup>53</sup>	ARLEN NESS VISION (2009-2013)	Lube . . .	1356	
BONNEVILLE SERIES (2001-2006)	Lube . . .	1358 <sup>53</sup>	TIGER 1050 (2006-2013)	Lube . . .	1358 <sup>53</sup>	BOARDWALK (2013-2014)	Lube . . .	1356	
BONNEVILLE SERIES (2009-2014)	Lube . . .	1358 <sup>53</sup>				CORY NESS CROSS COUNTRY (2011-2013)	Lube . . .	1356	
800cc			1160CC			Cory Ness Jackpot (2009-2009)	Lube . . .	1356	
TIGER 800 (2011-2014)	Lube . . .	1358 <sup>53</sup>	TIGER 1200 (2021-2022)	Lube . . .	1358 <sup>53</sup>	CROSS COUNTRY (2010-2014)	Lube . . .	1356	
TIGER EXPLORER 800 XC (2011-2014)	Lube . . .	1358 <sup>53</sup>				CROSS COUNTRY (2016-2017)	Lube . . .	1356	
855cc			1180cc			CROSS ROADS (2010-2013)	Lube . . .	1356	
TIGER 885I (1993-1994)	Lube . . .	1358 <sup>53</sup>	DAYTONA 1200 (1995-1997)	Lube . . .	4941	Cross Roads 8-Ball (2014-2014)	Lube . . .	7356 <sup>53</sup>	
865cc			TROPHY 1200 (1995-2002)	Lube . . .	4941	Hammer 8-Ball (2014-2014)	Lube . . .	7356 <sup>53</sup>	
AMERICA (2016-2016)	Lube . . .	1358 <sup>53</sup>	1200cc			HAMMER S (2008-2013)	Lube . . .	1356	
AMERICA (CLASSIC) (2007-2011)	Lube . . .	1358 <sup>53</sup>	BONNEVILLE T120 (2021-2022)	Lube . . .	1358 <sup>53</sup>	HAMMER S (2017-2017)	Lube . . .	7356 <sup>53</sup>	
AMERICA (CLASSIC) (2013-2014)	Lube . . .	1358 <sup>53</sup>	THRUXTON RS (2021-2022)	Lube . . .	1358 <sup>53</sup>	HARD-BALL (2012-2013)	Lube . . .	1356	
AMERICA LT (2016-2016)	Lube . . .	1358 <sup>53</sup>	TROPHY 1215 (2012-2014)	Lube . . .	1358 <sup>53</sup>	HIGH BALL (2011-2013)	Lube . . .	1356	
BONNEVILLE SERIES (2007-2008)	Lube . . .	1358 <sup>53</sup>				High-Ball (2014-2014)	Lube . . .	7356 <sup>53</sup>	
Bonneville T100 (2016-2016)	Lube . . .	1358 <sup>53</sup>	1215cc			High-Ball (2017-2017)	Lube . . .	7356 <sup>53</sup>	
Bonneville T100 Black (2016-2016)	Lube . . .	1358 <sup>53</sup>	TROPHY SE (2016-2016)	Lube . . .	1358 <sup>53</sup>	JUDGE (2013-2014)	Lube . . .	1356	
SCRAMBLER (2009-2010)	Lube . . .	1358 <sup>53</sup>				KINGPIN 8-BALL (2011-2012)	Lube . . .	1356	
SCRAMBLER (2016-2016)	Lube . . .	1358 <sup>53</sup>	1699cc			VEGAS 8-BALL (2011-2015)	Lube . . .	1356	
SPEED MASTER (2010-2014)	Lube . . .	1358 <sup>53</sup>	THUNDERBIRD COMMANDER (2016-2016)	Lube . . .	1358 <sup>53</sup>	VEGAS 8-BALL (2017-2017)	Lube . . .	1356	
SPEEDMASTER (2016-2016)	Lube . . .	1358 <sup>53</sup>	THUNDERBIRD LT (2016-2016)	Lube . . .	1358 <sup>53</sup>	VEGAS JACKPOT (2009-2014)	Lube . . .	1356	
THRUXTON (2016-2016)	Lube . . .	1358 <sup>53</sup>	THUNDERBIRD STORM (2016-2016)	Lube . . .	1358 <sup>53</sup>	VISION (2017-2017)	Lube . . .	1356	
885cc			2294cc			VISION 8-BALL (2010-2011)	Lube . . .	1356	
ADVENTURER (1996-2001)	Lube . . .	4941	ROCKET III (2005-2018)	Lube . . .	1358 <sup>53</sup>	VISION STREET (2008-2011)	Lube . . .	1356	
DAYTONA 900 (1995-1997)	Lube . . .	4941	ROCKET III ROADSTER (2016-2016)	Lube . . .	1358 <sup>53</sup>	VISION TOUR (2008-2014)	Lube . . .	1356	
DAYTONA SUPER III (1995-1997)	Lube . . .	4941	ROCKET III TOURING (2016-2016)	Lube . . .	1358 <sup>53</sup>				
LEGEND TT (1999-2001)	Lube . . .	4941				<b>YAMAHA</b>			
SPEED TRIPLE (1995-1996)	Lube . . .	4941	<b>VICTORY</b>			49cc	TTR50E (2019-2019)	Air . . . .	200793
SPRINT (1995-1997)	Lube . . .	4941	L 1179cc			TT-R50E (2020-2022)	Air . . . .	200793	
T509 SPEED TRIPLE (1997-1997)	Lube . . .	1358 <sup>53</sup>	CROSS COUNTRY 8-BALL (2016-2016)	Lube . . .	1356	50cc	CA50 RIVA (1983-1986)	Lube . . .	4935 <sup>329</sup>
THUNDERBIRD (1995-2003)	Lube . . .	4941	CROSS COUNTRY TOUR (2016-2017)	Lube . . .	1356	PW50 (1981-1983)	Lube . . .	NS	
THUNDERBIRD SPORT (1998-2005)	Lube . . .	4941	GUNNER (2016-2017)	Lube . . .	1356	PW50 (1985-1987)	Lube . . .	NS	
TIGER (1995-1997)	Lube . . .	4941	HAMMER S (2016-2017)	Lube . . .	1356	PW50 (1990-2009)	Lube . . .	NS	
TIGER (1998-2001)	Lube . . .	1358 <sup>53</sup>	HIGH BALL (2016-2017)	Lube . . .	1356	PW50 (2012-2015)	Lube . . .	NS	
TIGER 885I (1995-1998)	Lube . . .	1358 <sup>53</sup>	MAGNUM (2016-2017)	Lube . . .	1356	SH50 (1987-2001)	Lube . . .	NS	
TIGER 885I (2014-2014)	Lube . . .	1358 <sup>53</sup>	MAGNUM X-1 (2017-2017)	Lube . . .	1356	TTR50 (2006-2009)	Lube . . .	NS	
TRIDENT 900 (1995-1998)	Lube . . .	4941	Octane (2017-2017)	Lube . . .	1358 <sup>53</sup>				
TROPHY 900 (1995-1997)	Lube . . .	4941	VEGAS (2016-2017)	Lube . . .	1356	TTR50 (2012-2015)	Lube . . .	NS	
900cc			VEGAS 8-BALL (2016-2016)	Lube . . .	1356				
Bonneville T100 (2021-2022)	Lube . . .	1358 <sup>53</sup>	VISION (2016-2016)	Lube . . .	1356	TTR50E (2015-2015)	Lube . . .	NS	
STREET SCRAMBLER (2021-2022)	Lube . . .	1358 <sup>53</sup>	1507cc						
STREET TWIN (2021-2022)	Lube . . .	1358 <sup>53</sup>	Classic Cruiser (2002-2006)	Lube . . .	1356	VINO CLASSIC (XC50) (2015-2015)	Lube . . .	NS	
THRUXTON 900 SERIES (2004-2014)	Lube . . .	1358 <sup>53</sup>	Kingpin Ness Signature Series (2005-2005)	Lube . . .	1356	65CC	YZ65 (2018-2022)	Lube . . .	NR
			TOURING CRUISER (2002-2006)	Lube . . .	1356	80cc	BW80 BIG WHEEL (1986-1990)	Lube . . .	NS

N/A = Not Available N/R = Not Required N/S = Not Serviceable See pages 13-16 for footnotes  
 N/A = Non disponible N/R = Non nécessaire N/S = Non réparable Voir pages 13-16 pour des notes  
 N/A = No disponible N/R = No requiere N/S = No servible Ver las páginas 13-16 para las notas al pie de página

*Italicized Part Numbers May Not Be Available.*

Las piezas con números en *italicas* pueden no estar disponibles.  
 Les numéros de pièce en *italiques* peuvent ne pas être disponibles.



Motorcycles

YAMAHA

MOTORCYCLES

Make & Model Haz un modelo Marque et modèle	Serv. Type	Part No. N° de pieza N° de pièce	Make & Model Haz un modelo Marque et modèle	Serv. Type	Part No. N° de pieza N° de pièce	Make & Model Haz un modelo Marque et modèle	Serv. Type	Part No. N° de pieza N° de pièce
YAMAHA (Cont'd/Suite)			YAMAHA (Cont'd/Suite)			YAMAHA (Cont'd/Suite)		
80cc			249cc			395cc		
CV80 RIVA (1985-1985)	Lube . . .	NS	YZ250 (2016-2019)	Lube . . .	NR	MAJESTY YP400 (2012-2014)	Lube . . .	4949
PW80 (1983-1983)	Lube . . .	NS		Air . . . .	4236	399cc SR400 (2016-2016)	Lube . . .	4936
PW80 (1985-1985)	Lube . . .	NS	YZ250FX (2016-2022)	Lube . . .	7933			
PW80 (1991-2006)	Lube . . .	NS		Air . . . .	200760	400cc		
YZ80 (1993-2001)	Lube . . .	NS	YZ250X (2016-2022)	Lube . . .	NR	MAJESTY YP400 (2005-2006)	Lube . . .	4949
				Air . . . .	4236	SR400 (SR400FC) (2015-2015)	Lube . . .	4935 <sup>329</sup>
85cc	YZ85 (2002-2015)	Lube . . . NS					Lube . . .	4936 <sup>328</sup>
	YZ85 (2016-2022)	Lube . . . NR	250cc	DS6 (1969-1970)	Lube . . . NS	WR400F (1998-2000)	Lube . . .	7935
90cc	TTR90 (2000-2007)	Lube . . . NS	MORPHOUS CP250 (2006-2008)	Lube . . .	4949		Air . . . .	4236
		Air . . . .	SR250 EXCITER (1980-1982)	Lube . . .	4935 <sup>329</sup>	XS400 (1977-1983)	Lube . . .	4934
100cc	RT100 (1990-2000)	Lube . . . NS		Lube . . .	4936 <sup>328</sup>	YZ400 (1989-2007)	Air . . . .	4236
110cc	TTR110 (2008-2009)	Lube . . . NS	TT250 (1980-1982)	Lube . . .	4935 <sup>329</sup>	426cc	WR426F (2001-2002)	Lube . . .
	TTR110 (2011-2015)	Lube . . . NS		Lube . . .	4936 <sup>328</sup>			Air . . . .
124cc			TTR250 (1999-2006)	Lube . . .	7935	WR426FP (2001-2002)	Lube . . .	7935
TT-R125LE (2016-2018)	Lube . . .	NS	TZ250 (2000-2001)	Lube . . .	NS	YZ426F (2000-2002)	Lube . . .	7935
TT-R125LE (2016-2022)	Air . . . .	200784	VIRAGO 250 (1995-1999)	Lube . . .	4935 <sup>329</sup>		Air . . . .	4236
TT-R125LE (2019-2022)	Lube . . .	NA		Lube . . .	4936 <sup>328</sup>	YZF426 (2000-2002)	Lube . . .	7935
YZ125 (2016-2018)	Lube . . .	NR	V-STAR 250 (XV250) (2008-2015)	Lube . . .	4935 <sup>329</sup>		Air . . . .	4236
	Air . . . .	4236		Lube . . .	4936 <sup>328</sup>	449cc	WR450F (2016-2022)	Lube . . .
125cc	AS2C (1969-1969)	Lube . . . NS	V-STAR 250 (XV250) (2016-2022)	Lube . . .	4936			Air . . . .
AT1 (1969-1971)	Lube . . .	NS	WR250 (1991-1993)	Air . . . .	4236	YZ450F (2016-2017)	Air . . . .	200760
AT2 (1972-1972)	Lube . . .	NS	WR250F (2001-2002)	Lube . . .	7935	YZ450F (2016-2022)	Lube . . .	7933
AT3 (1973-1973)	Lube . . .	NS		Air . . . .	4236	YZ450FX (2016-2022)	Lube . . .	7933
ATMX (1973-1973)	Lube . . .	NS	WR250F (2003-2009)	Lube . . .	7933		Air . . . .	200760
TTR125 (2000-2009)	Lube . . .	NS	WR250F (2011-2013)	Lube . . .	7933	450cc	WR450F (2003-2009)	Lube . . .
	Air . . . .	200784	WR250F (2015-2022)	Lube . . .	7933		WR450F (2011-2015)	Lube . . .
TTR125 (2011-2015)	Lube . . .	NS		Air . . . .	200760		YZ450F (1989-2009)	Air . . . .
	Air . . . .	200784	WR250R (2008-2011)	Lube . . .	7933		YZ450F (2003-2015)	Lube . . .
VINO 125 (2008-2013)	Lube . . .	7934	WR250R (2013-2017)	Lube . . .	7933		YZ450F (2014-2015)	Air . . . .
YP125 X-MAX (2006-2012)	Lube . . .	7933	WR250X (2008-2008)	Lube . . .	7933	500cc	TT500 (1976-1981)	Lube . . .
YZ125 (2019-2022)	Lube . . .	NR	XT250 (1980-1984)	Lube . . .	4935 <sup>329</sup>		XP500 TMAX (2009-2011)	Lube . . .
	Air . . . .	4236		Lube . . .	4936 <sup>328</sup>		XT500 (1976-1979)	Lube . . .
YZ125X (2019-2022)	Lube . . .	NR	XT250 (2008-2022)	Lube . . .	7933		XT500 (1981-1981)	Lube . . .
	Air . . . .	4236	XV250 ROUTE-66 (1988-1990)	Lube . . .	4935 <sup>329</sup>		XV500 (1983-1983)	Lube . . .
ZUMA 125 (2009-2009)	Lube . . .	NA		Lube . . .	4936 <sup>328</sup>			
ZUMA 125 (2010-2015)	Lube . . .	NS	XV250 ROUTE-66 (1995-1995)	Lube . . .	4935			
125cc (2 stroke)			XV250 ROUTE-66 (1996-1997)	Lube . . .	4936			
YZ125 (1989-2014)	Air . . . .	4236	XV250 ROUTE-66 (1996-1997)	Lube . . .	4935 <sup>329</sup>			
YZ125 (2015-2015)	Lube . . .	7933		Lube . . .	4936 <sup>328</sup>			
175cc	CT1 (1970-1971)	Lube . . .	XV250 VIRAGO (1995-2007)	Lube . . .	4935 <sup>329</sup>			
CT2 (AT3-CT3) (1972-1972)	Lube . . .	NS		Lube . . .	4936 <sup>328</sup>			
CT3 (AT3-CT3) (1973-1973)	Lube . . .	NS	XVS250 DRAGSTAR (2003-2003)	Lube . . .	4935			
180cc				Lube . . .	4936			
XC180 RIVA (1983-1985)	Lube . . .	4935 <sup>329</sup>	YDS5 (1967-1967)	Lube . . .	NS			
	Lube . . .	4936 <sup>328</sup>	YZ250 (2008-2014)	Lube . . .	NS			
196cc			YZ250 (2008-2015)	Air . . . .	4236			
BW200 BIG WHEEL (1985-1988)	Lube . . .	NS	YZ250 (2015-2015)	Lube . . .	7933			
TW200 (2001-2022)	Lube . . .	7934	YZ250F (2001-2013)	Air . . . .	4236			
200cc	CS3 (1971-1971)	Lube . . .	YZ250F (2001-2022)	Lube . . .	7933			
CS5 (1972-1972)	Lube . . .	NS	YZ250F (2014-2022)	Air . . . .	200760			
XC200 RIVA (1987-1991)	Lube . . .	4935 <sup>329</sup>						
	Lube . . .	4936 <sup>328</sup>	250cc (2 stroke)					
223cc	TTR225 (1999-2004)	Lube . . .	YZ250 (1989-2007)	Lube . . .	NS			
TTR230 (2005-2009)	Lube . . .	7934		Air . . . .	4236			
TTR230 (2011-2016)	Lube . . .	7934						
TTR230 (2019-2022)	Lube . . .	7934	350cc					
225cc			BW350 BIG WHEEL (1987-1988)	Lube . . .	4935 <sup>329</sup>			
SEROW (XT225) (1992-2000)	Lube . . .	7934		Lube . . .	4936 <sup>328</sup>			
XT225 (2001-2007)	Lube . . .	7934	XT350 (1985-1994)	Lube . . .	7934			
			XT350 (1998-2000)	Lube . . .	7934			
249cc			360cc	XS360 (1976-1977)	Lube . . .	4934		
XV250 V Star 250 (2018-2018)	Lube . . .	4936	395cc					
			MAJESTY YP400 (2007-2010)	Lube . . .	4949			
						650cc		
						V-STAR 650 (XVS650) (1998-2012)	Lube . . .	4935 <sup>329</sup>
							Lube . . .	4936 <sup>328</sup>

N/A = Not Available N/R = Not Required N/S = Not Serviceable See pages 13-16 for footnotes  
 N/A = Non disponible N/R = Non nécessaire N/S = Non réparable Voir pages 13-16 pour des notes  
 N/A = No disponible N/R = No requiere N/S = No servible Ver las páginas 13-16 para las notas al pie de página

*Italicized Part Numbers May Not Be Available.*  
 Las piezas con números en *italicas* pueden no estar disponibles.  
 Les numéros de pièce en *italiques* peuvent ne pas être disponibles.



YAMAHA

Motorcycles

M  
O  
T  
O  
R  
C  
Y  
C  
L  
E  
S

Make & Model Haz un modelo Marque et modèle	Serv. Type	Part No. N° de pieza N° de pièce	Make & Model Haz un modelo Marque et modèle	Serv. Type	Part No. N° de pieza N° de pièce	Make & Model Haz un modelo Marque et modèle	Serv. Type	Part No. N° de pieza N° de pièce
YAMAHA (Cont'd/Suite) 650cc V-STAR 650 (XVS650) (2014-2015)	Lube . . .	4935 <sup>329</sup>	YAMAHA (Cont'd/Suite) 1100cc XS1100 (1978-1981)	Lube . . .	4933			
XJ650 SERIES (1981-1983) XVS650 DRAGSTAR CLASSIC (2003-2004)	Lube . . .	4934	1199cc SUPER TENERE (2012-2014) SUPER TENERE (2016-2016) SUPER TENERE ES (2016-2016)	Lube . . .	1358 <sup>53</sup> 101000 101000			
700cc FZ700 (1987-1987) FZX700 FAZER (1986-1987) XJ700 MAXIM (1985-1985) XJ700X MAXIM X (1985-1986) XV700 VIRAGO (1984-1987)	Lube . . .	4937 4937 4934 4934 4935 <sup>329</sup> 4936 <sup>328</sup>	1200cc FJ1200 (1986-1993) VMX1200 V-MAX (1985-1995) VMX1200 V-MAX (1996-2007) XTZ1200 SUPER TENERE (2012-2013) XVZ1200 VENTURE (1983-1985)	Lube . . .	4937 4933 1358 <sup>53</sup> 1358 <sup>53</sup> 4933			
750cc FZ750 (1985-1988) FZR750 (1987-1988) XJ750 SERIES (1981-1983) XS750 (1977-1979) XV750 VIRAGO (1981-1981) XV750 VIRAGO (1982-1983) XV750 VIRAGO (1988-1997) YZF750 SERIES (1994-1998)	Lube . . .	4937 4937 4934 4933 4935 4936 4935 <sup>329</sup> 4936 <sup>328</sup> 4935 <sup>329</sup> 4936 <sup>328</sup> 1358 <sup>53</sup>	1300cc FJR1300 (2003-2012) FJR1300 (2013-2015) XVS13CTX (2008-2008) XVZ13 VENTURE (1986-1993) XVZ1300 ROYAL STAR VENTURE (1294CC) (2002-2013) XVZ1300 SERIES (1996-2001) XVZ1300 SERIES (2003-2009)	Lube . . .	7356 <sup>53,70</sup> 1358 <sup>53</sup> 1358 <sup>53</sup> 4933 1358 <sup>53</sup> 1358 <sup>53</sup> 1358 <sup>53</sup>			
779cc FZ8 (2011-2015)	Lube . . .	1358 <sup>53</sup>	1304cc STRYKER (2016-2016) STRYKER BULLET COWL (2016-2016) V-STAR 1300 (2007-2015) XVS13 STRYKER (2011-2015)	Lube . . .	101000 101000 1358 <sup>53</sup> 1358 <sup>53</sup>			
847cc FJ09 (FJ09F) (2015-2015)	Lube . . .	1358 <sup>53</sup>	1600cc XV1600 ROAD STAR (1999-2003)	Lube . . .	1358 <sup>53</sup>			
850cc FZ07 (2015-2015) FZ09 (2014-2015) TDM850 (1992-1993) XS850 (1980-1981)	Lube . . .	1358 <sup>53</sup> 1358 <sup>53</sup> 4936 4933	1670cc XV17 MIDNIGHT WARRIOR (2005-2009) XV17 WARRIOR (2002-2010)	Lube . . .	1358 <sup>53</sup> 1358 <sup>53</sup>			
891cc XJ900 SECA (1983-1983)	Lube . . .	4934	1679cc VMAX (2016-2019) VMX17 V-MAX (2009-2015)	Lube . . .	NA <sup>53</sup> 1358 <sup>53</sup>			
920cc XV920 SERIES (1981-1981) XV920 SERIES (1982-1983)	Lube . . .	4935 <sup>329</sup> 4936 <sup>328</sup> 4935	1700cc XV1700 ROAD STAR SERIES (2002-2014)	Lube . . .	1358 <sup>53</sup>			
942cc BOLT XVS95 (2014-2015) V STAR 900 TOURER (2016-2016)	Lube . . .	1358 <sup>53</sup> 101000	1854cc Star Venture (2018-2018) XV19 RAIDER (2008-2013) XV19 RAIDER S (2008-2013) XV19 RAIDER SCL (2012-2013) XV1900 ROADLINER (2006-2007) XV1900 ROADLINER (2010-2010) XV1900 ROADLINER MIDNIGHT (2006-2012) XV1900 ROADLINER S (2006-2014) XV1900 STRATOLINER (2006-2014) XV1900 STRATOLINER MIDNIGHT (2006-2012) XV1900 STRATOLINER S (2006-2014)	Lube . . .	NA 1358 <sup>53</sup> 1358 <sup>53</sup> 1358 <sup>53</sup> 1358 <sup>53</sup> 1358 <sup>53</sup> 1358 <sup>53</sup> 1358 <sup>53</sup> 1358 <sup>53</sup> 1358 <sup>53</sup> 1358 <sup>53</sup> 1358 <sup>53</sup> 1358 <sup>53</sup>			
950cc V-STAR 950 (2009-2015) V-STAR 950 (XVS650) (2009-2015)	Lube . . .	1358 <sup>53</sup> 1358 <sup>53</sup>						
989cc FZR1000 (1987-1988)	Lube . . .	4937						
998cc YZX1000R (2016-2016) YZX1000R SE (2016-2016) YZF-R1 (1998-2003)	Lube . . .	101000 101000 1358 <sup>53</sup>						
1000cc FZ1 (FZS1000) (2001-2014) FZS1 (FZS10) (2015-2015) GTS1000 (1993-1994) XV1000 VIRAGO (1984-1985) YZF1000 SERIES (1997-2000) YZF-R1 (2004-2015)	Lube . . .	1358 <sup>53</sup> 1358 <sup>53</sup> 1358 <sup>53</sup> 4935 1358 <sup>53</sup> 1358 <sup>53</sup>						
1002cc FZR1000 (1989-1990) FZR1000 (1991-1995)	Lube . . .	4937 1358 <sup>53</sup>						
1063cc V-STAR 1100 SILVERADO (XVS1100) (2004-2011) XV1100 VIRAGO (1986-1999) XVS1100 SERIES (1999-2009)	Lube . . .	4935 4935 4935						
1100cc FJ1100 (1984-1985) XJ1100 MAX (1982-1982)	Lube . . .	4937 4933						

N/A = Not Available N/R = Not Required N/S = Not Serviceable See pages 13-16 for footnotes  
 N/A = Non disponible N/R = Non nécessaire N/S = Non réparable Voir pages 13-16 pour des notes  
 N/A = No disponible N/R = No requiere N/S = No servible Ver las páginas 13-16 para las notas al pie de página

*Italicized Part Numbers May Not Be Available.*

Las piezas con números en *italicas* pueden no estar disponibles.  
 Les numéros de pièce en *italiques* peuvent ne pas être disponibles.



ATV

ACTION AGE — ARCTIC CAT

Make & Model Haz un modelo Marque et modèle	Serv. Type	Part No. N° de pieza N° de pièce	Make & Model Haz un modelo Marque et modèle	Serv. Type	Part No. N° de pieza N° de pièce	Make & Model Haz un modelo Marque et modèle	Serv. Type	Part No. N° de pieza N° de pièce
<b>ACTION AGE</b>			ARCTIC CAT (Cont'd/Suite)			ARCTIC CAT (Cont'd/Suite)		
SCRAMBLER MARC XII (1998-2001)	Air . . . . .	2373	493cc	Lube . . .	7937	641cc	Lube . . .	200792
<b>ARCTIC CAT</b>			500 (1998-2015)			650 TRV H1 AUTO (2007-2008)		
49cc	50 2X4 UTILITY (2006-2006)	Air . . . . .	500 (2000-2002)	Air . . . . .	200790	650 V-TWIN (2004-2006)	Air . . . . .	1358 <sup>93</sup>
	50 2X4 UTILITY (2008-2008)	Air . . . . .	500 (2007-2012)	Air . . . . .	200791	650 V-TWIN (2005-2006)	Air . . . . .	200791
	90 (2016-2016)	Lube . . .	500 AUTO (2001-2002)	Air . . . . .	200790			
	90 2X4 UTILITY (2006-2013)	Lube . . .	500 AUTO (2001-2009)	Lube . . .	7937			
	90 2X4 UTILITY (2006-2015)	Air . . . . .	500 AUTO (2005-2007)	Air . . . . .	200791			
	90 2X4 UTILITY (2014-2015)	Lube . . .	500 AUTO (2008-2008)	Air . . . . .	9720			
	ALTERRA 90 (2019-2022)	Lube . . .	500 AUTO (2009-2009)	Air . . . . .	200791			
	DVX 90 (2015-2015)	Lube . . .	500 AUTO TRV (2004-2008)	Lube . . .	7937			
	DVX 90 (2015-2016)	Air . . . . .	500 AUTO TRV (2006-2008)	Air . . . . .	200791			
	DVX 90 (2016-2016)	Lube . . .	500 AUTO TRV (2014-2015)	Lube . . .	7937			
149cc	150 (2016-2016)	Lube . . .	700 DIESEL (2000-2000)	Air . . . . .	200791			
150cc	150 (2014-2015)	Lube . . .		Lube . . .	7937			
250cc	250 (1997-2011)	Lube . . .	545cc	Air . . . . .	200790			
270cc	300 (2016-2016)	Lube . . .	550 4X4 AUTO (2009-2014)	Lube . . .	7937			
	ALTERRA 300 (2020-2022)	Lube . . .	550 AUTO TRV (2009-2011)	Air . . . . .	200792			
	DVX 300 (2014-2015)	Lube . . .	550 GT (2012-2012)	Air . . . . .	200792			
280cc	280 (1998-1998)	Lube . . .	550 H1 EFI TRV GT (2011-2011)	Lube . . .	7937			
300cc	300 (1997-2005)	Lube . . .	550 LTD (2011-2014)	Air . . . . .	200792			
	300 (2011-2011)	Lube . . .	550 S (2011-2011)	Lube . . .	7937			
	300 (2014-2014)	Lube . . .	550 TRV CRUISER (2011-2012)	Air . . . . .	200792			
366cc	350 (2011-2012)	Lube . . .	550 TRV GT (2011-2012)	Lube . . .	7937			
	366 4X4 AUTO (2008-2009)	Lube . . .	550 TRV LTD (2013-2013)	Air . . . . .	200792			
	366 4X4 AUTO SE (2010-2011)	Lube . . .	550 TRV XT (2013-2015)	Lube . . .	7937			
	400 (2012-2013)	Air . . . . .	550 XR (2015-2015)	Air . . . . .	200792			
	400 (2012-2015)	Lube . . .	550 XT (2013-2014)	Lube . . .	7937			
	400 4X4 (2005-2007)	Lube . . .	ALTErrA 550 (2016-2016)	Air . . . . .	200792			
	400 4X4 (2009-2010)	Lube . . .	ALTErrA 550 XT (2016-2016)	Lube . . .	7937			
	400 CR (2013-2013)	Lube . . .	ALTErrA 570 (2020-2020)	Lube . . .	7937			
	ALTErrA 400 (2016-2019)	Lube . . .	TRV 550 XT EPS (2016-2016)	Lube . . .	7937			
375cc	375 (2000-2005)	Lube . . .	600cc	Lube . . .	7937			
		Air . . . . .	Alterra 600 (2022-2022)	Air . . . . .	6489			
		Air . . . . .						
376cc	400 4X4 (2008-2008)	Lube . . .	641cc	Lube . . .	7937			
		Air . . . . .	650 (2010-2012)	Air . . . . .	200791			
400cc	400 (1999-2011)	Lube . . .	650 H1 AUTO (2006-2006)	Air . . . . .	200792			
	400 (2000-2003)	Air . . . . .	650 H1 AUTO (2006-2011)	Lube . . .	7937			
	400 (2004-2011)	Air . . . . .	650 H1 AUTO (2007-2007)	Air . . . . .	200791			
425cc	425 CR (2012-2013)	Lube . . .	650 H1 AUTO (2008-2010)	Air . . . . .	200792			
	425 CR SE (2012-2012)	Lube . . .	650 H1 AUTO (2011-2011)	Air . . . . .	200791			
	425 EFI CR (2011-2011)	Lube . . .	650 H1 AUTO LE (2005-2007)	Lube . . .	7937			
433cc	ALTErrA 450 (2021-2022)	Lube . . .	650 TBX AUTO (2009-2009)	Air . . . . .	200791			
		Lube . . .	650 TBX H1 AUTO (2007-2007)	Lube . . .	7937			
443cc	450 (2010-2015)	Lube . . .	650 TRV AUTO (2009-2009)	Air . . . . .	200792			
	450 TRV (2011-2012)	Lube . . .	650 TRV H1 AUTO (2007-2008)	Lube . . .	7937			
	450 XC (2011-2015)	Lube . . .						
	500 (2016-2019)	Lube . . .						
	500 XR (2015-2015)	Lube . . .						
	500 XT (2013-2015)	Lube . . .						
	ALTErrA 450 (2016-2016)	Lube . . .						
	Alterra 500 (2017-2019)	Lube . . .						
	Alterra TRV 500 (2017-2019)	Lube . . .						
	XC450 (2016-2016)	Lube . . .						
454cc	454 (1998-1998)	Lube . . .						
	BEARCAT (1996-1998)	Lube . . .						

N/A = Not Available N/R = Not Required N/S = Not Serviceable See pages 13-16 for footnotes  
 N/A = Non disponible N/R = Non nécessaire N/S = Non réparable Voir pages 13-16 pour des notes  
 N/A = No disponible N/R = No requiere N/S = No servible Ver las páginas 13-16 para las notas al pie de página

*Italicized Part Numbers May Not Be Available.*  
 Las piezas con números en *italicas* pueden no estar disponibles.  
 Les numéros de pièce en *italiques* peuvent ne pas être disponibles.

A  
T  
V





ARCTIC CAT — CAN-AM

ATV

Make & Model Haz un modelo Marque et modèle	Serv. Type	Part No. N° de pieza N° de pièce	Make & Model Haz un modelo Marque et modèle	Serv. Type	Part No. N° de pieza N° de pièce	Make & Model Haz un modelo Marque et modèle	Serv. Type	Part No. N° de pieza N° de pièce
<b>ARCTIC CAT (Cont'd/Suite)</b>			<b>CAN-AM (Cont'd/Suite)</b>			<b>CAN-AM (Cont'd/Suite)</b>		
951cc			250cc DS250 (2014-2015)	Lube . . .	NS	650cc		
1000 TRV LTD (2013-2015)	Lube . . .	7937	400cc			OUTLANDER X MR 650 (2016-2019)	Lube . . .	100090
1000 XT (2013-2019)	Lube . . .	7937	OUTLANDER 400 (2007-2012)	Lube . . .	100090	OUTLANDER 650 (2007-2022)	Lube . . .	100090
Alterra TRV 1000 XT (2017-2019)	Lube . . .	7937	OUTLANDER 400 (2014-2014)	Lube . . .	100090	Outlander 650 6x6 DPS (2017-2019)	Lube . . .	100090
MudPro 1000 LTD (2017-2019)	Lube . . .	7937	OUTLANDER 400 H.O. EFI 4X4 (2004-2013)	Lube . . .	100090	Outlander 650 DPS (2017-2017)	Lube . . .	100090
THUNDERCAT 1000 H2 (2009-2011)	Lube . . .	7937	OUTLANDER MAX 400 EFI (2014-2015)	Lube . . .	100090	Outlander 650 EFI (2016-2019)	Lube . . .	100090
TRV 1000 XT L7E (2016-2016)	Lube . . .	7937	OUTLANDER MAX 400 H.O. EFI 4X4 (2004-2013)	Lube . . .	100090	Outlander 650 EFI DPS (2016-2016)	Lube . . .	100090
WILDCAT (2012-2014)	Lube . . .	7937				Outlander 650 EFI XT (2016-2016)	Lube . . .	100090
1000cc CBS1000 (2001-2007)	Lube . . .	1359				OUTLANDER 650 H.O. EFI 4X4 (2006-2012)	Lube . . .	100090
<b>ATTEX</b>			427cc			OUTLANDER 6X6 650 XT (2016-2019)	Lube . . .	100090
208T	Air . . . . .	2372	Outlander 450 (2017-2022)	Lube . . .	100090	OUTLANDER DPS 650 (2016-2019)	Lube . . .	100090
212 W/TECUMSEH 12 HP	Air . . . . .	2373	Outlander 450 DPS (2017-2019)	Lube . . .	100090	OUTLANDER MAX 650 EFI (2014-2019)	Lube . . .	100090
225	Fuel . . . . .	3002 <sup>17</sup>	Outlander 450 Mossy Oak Hunting Edition (2018-2019)	Lube . . .	100090	Outlander Max 650 EFI DPS (2016-2016)	Lube . . .	100090
	Fuel . . . . .	3032 <sup>299.7</sup>	OUTLANDER L 450 (2015-2016)	Lube . . .	100090	OUTLANDER MAX 650 EFI XT (2016-2016)	Lube . . .	100090
	Air . . . . .	2372	OUTLANDER L MAX 450 (2015-2019)	Lube . . .	100090	OUTLANDER MAX 650 H.O. EFI 4X4 (2006-2013)	Lube . . .	100090
DUSTER 3	Fuel . . . . .	3002 <sup>17</sup>	OUTLANDER L MAX DPS 450 (2016-2016)	Lube . . .	100090	OUTLANDER MAX DPS 650 (2016-2017)	Lube . . .	100090
	Fuel . . . . .	3032 <sup>299.7</sup>	Outlander Max 450 (2017-2019)	Lube . . .	100090	OUTLANDER MAX NORTH EDITION 650 (2018-2019)	Lube . . .	100090
	Air . . . . .	2372	Outlander Max 450 DPS (2017-2019)	Lube . . .	100090	OUTLANDER MAX XT 650 (2016-2019)	Lube . . .	100090
ST300D	Fuel . . . . .	3002 <sup>17</sup>				OUTLANDER NORTH EDITION 650 (2018-2019)	Lube . . .	100090
	Fuel . . . . .	3032 <sup>299.7</sup>	450cc DS450 (2014-2015)	Lube . . .	NA	OUTLANDER XT 650 (2017-2019)	Lube . . .	100090
	Air . . . . .	2372	500cc			RENEGADE 650 (2021-2022)	Lube . . .	100090
<b>BOMBARDIER</b>			OUTLANDER 500 (2007-2015)	Lube . . .	100090	800cc		
325cc	OUTLANDER 330 H.O. (2003-2008)	Lube . . .	OUTLANDER 500 H.O. EFI 4X4 (2007-2013)	Lube . . .	100090	OUTLANDER 800 H.O. EFI (2006-2013)	Lube . . .	100090
400cc	OUTLANDER 400 H.O. (2004-2013)	Lube . . .	OUTLANDER L 500 (2015-2015)	Lube . . .	100090	OUTLANDER 800R EFI (2014-2015)	Lube . . .	100090
	OUTLANDER MAX 400 H.O. (2004-2013)	Lube . . .	OUTLANDER L MAX 500 (2015-2015)	Lube . . .	100090	OUTLANDER MAX 800 H.O. EFI 4X4 (2006-2013)	Lube . . .	100090
500cc	OUTLANDER 500 (2007-2013)	Lube . . .	OUTLANDER MAX 500 EFI (2014-2015)	Lube . . .	100090	OUTLANDER MAX 800 H.O. EFI LTD 4X4 (2006-2013)	Lube . . .	100090
	OUTLANDER MAX 500 (2007-2013)	Lube . . .	OUTLANDER MAX 500 H.O. EFI 4X4 (2007-2013)	Lube . . .	100090	OUTLANDER MAX 800R EFI (2014-2015)	Lube . . .	100090
	RENEGADE 500 (2008-2013)	Lube . . .	RENEGADE 500 (2008-2015)	Lube . . .	100090	RENEGADE 800 EFI (2006-2013)	Lube . . .	100090
	TRAXTER XL 500 (2001-2001)	Lube . . .				RENEGADE 800R (2014-2015)	Lube . . .	100090
650cc	BAJA X (2004-2004)	Lube . . .	570cc			854cc		
	DS 650 (2000-2005)	Lube . . .	Outlander 570 (2016-2022)	Lube . . .	100090	Outlander 850 X mr (2016-2019)	Lube . . .	100090
	DS 650 BAJA (2002-2004)	Lube . . .	Outlander 570 EFI X mr (2017-2019)	Lube . . .	100090	OUTLANDER DPS 850 (2016-2019)	Lube . . .	100090
	DS 650X (2005-2005)	Lube . . .	Outlander 570 Mossy Oak Hunting Edition (2017-2019)	Lube . . .	100090	OUTLANDER MAX NORTH EDITION 850 (2018-2019)	Lube . . .	100090
	OUTLANDER 650 (2006-2013)	Lube . . .	Outlander 570 XT (2016-2019)	Lube . . .	100090	OUTLANDER MAX XT 850 (2016-2019)	Lube . . .	100090
	OUTLANDER MAX 650 (2006-2013)	Lube . . .	OUTLANDER DPS 570 (2016-2019)	Lube . . .	100090	OUTLANDER MAX XT-P 850 (2016-2017)	Lube . . .	100090
799cc	OUTLANDER 800 (2006-2013)	Lube . . .	OUTLANDER L 570 (2016-2019)	Lube . . .	100090	OUTLANDER MAX XT-P 850 (2016-2017)	Lube . . .	100090
	RENEGADE 800 (2007-2013)	Lube . . .	Outlander L 570 DPS (2016-2016)	Lube . . .	100090	OUTLANDER NORTH EDITION 850 (2018-2019)	Lube . . .	100090
976cc	OUTLANDER 1000 (2012-2013)	Lube . . .	Outlander L 570 DPS (2018-2019)	Lube . . .	100090	OUTLANDER XT 850 (2016-2020)	Lube . . .	100090
	OUTLANDER MAX 1000 (2013-2013)	Lube . . .	OUTLANDER L LE 570 (2016-2016)	Lube . . .	100090	OUTLANDER XT-P 850 (2016-2019)	Lube . . .	100090
	RENEGADE 1000 (2012-2013)	Lube . . .	OUTLANDER L MAX 570 (2016-2016)	Lube . . .	100090	RENEGADE 850 (2016-2022)	Lube . . .	100090
<b>CAN-AM</b>			OUTLANDER L MAX DPS 570 (2016-2016)	Lube . . .	100090	RENEGADE X XC 850 (2016-2019)	Lube . . .	100090
	RENEGADE X MR 1000R (2016-2016)	Lube . . .	OUTLANDER LX MR 570 (2016-2019)	Lube . . .	100090			
70cc	DS70 (2014-2015)	Lube . . .	Outlander Max 570 (2017-2019)	Lube . . .	100090			
	DS70 (2016-2019)	Lube . . .	Outlander Max 570 XT (2016-2019)	Lube . . .	100090			
	DS70 (2021-2022)	Lube . . .	OUTLANDER MAX DPS 570 (2016-2019)	Lube . . .	100090			
90cc	DS90 (2014-2015)	Lube . . .	OUTLANDER MOSSY OAK HUNTING L 570 (2016-2019)	Lube . . .	100090			
	DS90 (2016-2019)	Lube . . .	OUTLANDER XT 570 (2018-2019)	Lube . . .	100090			
	DS90 (2021-2022)	Lube . . .	RENEGADE 570 (2016-2022)	Lube . . .	100090			
	DS90X (2014-2014)	Lube . . .	Renegade 570 X mr (2017-2019)	Lube . . .	100090			
	DS90X (2016-2018)	Lube . . .						

N/A = Not Available N/R = Not Required N/S = Not Serviceable See pages 13-16 for footnotes  
 N/A = Non disponible N/R = Non nécessaire N/S = Non réparable Voir pages 13-16 pour des notes  
 N/A = No disponible N/R = No requiere N/S = No servible Ver las páginas 13-16 para las notas al pie de página

*Italicized Part Numbers May Not Be Available.*

Las piezas con números en *italicas* pueden no estar disponibles.  
 Les numéros de pièce en *italiques* peuvent ne pas être disponibles.



## ATV

## CAN-AM — HONDA

Make & Model Haz un modelo Marque et modèle	Serv. Type	Part No. N° de pieza N° de pièce	Make & Model Haz un modelo Marque et modèle	Serv. Type	Part No. N° de pieza N° de pièce	Make & Model Haz un modelo Marque et modèle	Serv. Type	Part No. N° de pieza N° de pièce
<b>CAN-AM (Cont'd/Suite)</b>			<b>HONDA</b>			<b>HONDA (Cont'd/Suite)</b>		
976cc			86cc			300cc		
OUTLANDER X MR 1000R (2016-2019)	Lube ...	100090	TRX90X (2009-2009)	Lube ...	NS	TRX300 SPORTRAX (1993-2011)	Lube ...	4944
Outlander 1000 EFI DPS (2016-2016)	Lube ...	100090	TRX90X (2012-2015)	Lube ...	NS		Air ...	4269
Outlander 1000 EFI XT-P (2016-2016)	Lube ...	100090	TRX90X (2016-2016)	Lube ...	NR	TRX300X (2009-2009)	Air ...	4267
Outlander Max 1000 EFI LTD (2016-2016)	Lube ...	100090	TRX90X (2017-2022)	Lube ...	NA	TRX300X (2009-2011)	Lube ...	4944
Outlander Max 1000 EFI XT (2016-2016)	Lube ...	100090	192cc			329cc		
Outlander Max 1000 EFI XT-P (2016-2016)	Lube ...	100090	ATC200 (1981-1987)	Lube ...	NS	TRX350 (1986-1987)	Lube ...	4944
Outlander Max 1000 Limited (2017-2019)	Lube ...	100090	ATC200 (1987-1987)	Lube ...	NA			
Outlander Max 1000 XT (2017-2017)	Lube ...	100090	229cc			330cc		
Outlander Max 1000 XT-P (2017-2017)	Lube ...	100090	TRX250 RECON (1988-2006)	Lube ...	4944	RANCHER ES (2003-2011)	Lube ...	4944
OUTLANDER MAX LIMITED 1000R (2016-2019)	Lube ...	100090	TRX250 RECON (1997-2014)	Air ...	4266	350cc		
OUTLANDER MAX XT 1000R (2017-2019)	Lube ...	100090	TRX250 RECON (2007-2007)	Lube ...	NA	ATC350X (1985-2001)	Lube ...	4944
OUTLANDER X XC (2018-2019)	Lube ...	100090	TRX250 RECON (2008-2011)	Lube ...	4944	RANCHER ES (2001-2010)	Lube ...	4944
OUTLANDER XT 1000R (2017-2019)	Lube ...	100090	TRX250TE FourTrax Recon ES (2002-2012)	Lube ...	4944	TRX350 (1988-2011)	Lube ...	4944
OUTLANDER1000 EFI XT (2016-2016)	Lube ...	100090	TRX250TE FourTrax Recon ES (2002-2013)	Air ...	4266	TRX350 FOURTRAX RANCHER (2000-2006)	Lube ...	4944
RENEGADE 1000 (2017-2017)	Lube ...	100090	TRX250TE FourTrax Recon ES (2016-2016)	Lube ...	NR		Air ...	4274
RENEGADE 1000 (2022-2022)	Lube ...	100090	TRX250TE FourTrax Recon ES (2016-2020)	Air ...	4266	400cc		
Renegade 1000 X mr (2017-2017)	Lube ...	100090	TRX250TE FourTrax Recon ES (2017-2020)	Lube ...	NS	FOREMAN FW/EX/FM 400 (1995-2003)	Lube ...	4944
Renegade 1000 X xc (2017-2017)	Lube ...	100090	TRX250TM FourTrax Recon (2002-2002)	Lube ...	4944	FOREMAN S/ES (1995-2012)	Lube ...	4944
RENEGADE 1000R (2016-2020)	Lube ...	100090	TRX250TM FourTrax Recon (2002-2013)	Air ...	4266	FOREMAN S/ES (1998-2012)	Air ...	4269
RENEGADE X XC 1000R (2016-2019)	Lube ...	100090	TRX250TM FourTrax Recon (2004-2006)	Lube ...	4944	TRX400EX SPORTRAX (1999-2008)	Lube ...	4944
1000cc			TRX250TM FourTrax Recon (2007-2007)	Lube ...	NA	TRX400FA (2004-2007)	Lube ...	7938
OUTLANDER 1000 (2012-2015)	Lube ...	100090	TRX250TM FourTrax Recon (2008-2012)	Lube ...	4944	TRX400FE (2000-2011)	Lube ...	4944
Outlander 1000 (2021-2022)	Lube ...	100090	TRX250TM FourTrax Recon (2016-2016)	Lube ...	NR	TRX400FGA (2004-2007)	Lube ...	7938
Outlander 1000 DPS (2017-2017)	Lube ...	100090	TRX250TM FourTrax Recon (2016-2022)	Air ...	4266	TRX400FW (1999-2003)	Air ...	4269
Outlander 1000 Mossy Oak Hunting Edition (2017-2019)	Lube ...	100090	TRX250TM FourTrax Recon (2017-2019)	Lube ...	NS	TRX400X (2009-2014)	Lube ...	4944
OUTLANDER 1000 X MR (2017-2019)	Lube ...	100090	TRX250TM FourTrax Recon (2020-2022)	Lube ...	NA		Air ...	4268
Outlander 1000 XT (2017-2019)	Lube ...	100090	TRX250X (1988-1992)	Air ...	4267	TRX420 RANCHER TRX420TM1 (2016-2016)	Lube ...	400693
Outlander 1000 XT-P (2017-2019)	Lube ...	100090	TRX250X (1988-2006)	Lube ...	4944		Air ...	4268
OUTLANDER 6x6 1000 XT (2016-2019)	Lube ...	100090	TRX250X (1993-2014)	Air ...	4266	TRX420 RANCHER 4X4 TRX420FM1 (2016-2016)	Lube ...	400693
OUTLANDER DPS 1000R (2016-2019)	Lube ...	100090	TRX250X (2007-2007)	Lube ...	NA		Air ...	4268
OUTLANDER MAX 1000 EFI (2013-2015)	Lube ...	100090	TRX250X (2008-2012)	Lube ...	4944	TRX420 RANCHER 4X4 EPS TRX420FM2 (2016-2016)	Lube ...	400693
OUTLANDER XT 1000R (2020-2020)	Lube ...	100090	TRX250X (2014-2014)	Lube ...	NS		Air ...	4268
RENEGADE 1000 (2012-2015)	Lube ...	100090	TRX250X (2016-2016)	Lube ...	NR	TRX420 RANCHER 4X4 ES TRX420FE1 (2016-2016)	Lube ...	400693
			TRX250X (2016-2020)	Air ...	4266		Air ...	4268
			TRX250X (2017-2020)	Lube ...	NA	TRX420 RANCHER ES TRX420TE1 (2016-2016)	Lube ...	400693
			TRX250X SE (2016-2016)	Lube ...	NR		Air ...	4268
				Air ...	4266	TRX420FA (2010-2015)	Lube ...	400693
			246cc			TRX420FA (2015-2015)	Air ...	4268
			ATC250 (1987-1987)	Lube ...	4944	TRX420FA1 FourTrax Rancher 4x4 Auto DCT (2016-2016)	Lube ...	400693
			248cc				Air ...	4268
			TRX250 RECON (1985-1987)	Lube ...	4944	TRX420FA2 FourTrax Rancher 4x4 Auto DCT with EPS (2016-2018)	Lube ...	400693
			249cc				Air ...	4268
			TRX250X (1987-1987)	Lube ...	4944	TRX420FA5 FourTrax Rancher 4x4 Auto DCT IRS (2016-2016)	Lube ...	400693
			250cc				Air ...	4268
			ATC250 (1985-1986)	Lube ...	4944		Lube ...	400693
			SPORTRAX (1986-2011)	Lube ...	4944		Air ...	4268
			TRX250EX (2001-2006)	Lube ...	4944		Lube ...	400693
			TRX250EX (2001-2013)	Air ...	4266		Air ...	4268
			TRX250EX (2007-2007)	Lube ...	NA		Lube ...	400693
			TRX250EX (2008-2011)	Lube ...	4944		Air ...	4268
			300cc				Lube ...	4944
			SPORTRAX (1988-2011)	Lube ...	4944		Lube ...	400693
			TRX300 FOURTRAX (1988-2002)	Lube ...	4944		Air ...	4268 <sup>411</sup>
				Air ...	4269		Lube ...	4944

N/A = Not Available N/R = Not Required N/S = Not Serviceable See pages 13-16 for footnotes  
N/A = Non disponible N/R = Non nécessaire N/S = Non réparable Voir pages 13-16 pour des notes  
N/A = No disponible N/R = No requiere N/S = No servible Ver las páginas 13-16 para las notas al pie de página

*Italicized Part Numbers May Not Be Available.*

Las piezas con números en *italicas* pueden no estar disponibles.  
Les numéros de pièce en *italiques* peuvent ne pas être disponibles.



HONDA

ATV

Make & Model Haz un modelo Marque et modèle	Serv. Type	Part No. N° de pieza N° de pièce	Make & Model Haz un modelo Marque et modèle	Serv. Type	Part No. N° de pieza N° de pièce	Make & Model Haz un modelo Marque et modèle	Serv. Type	Part No. N° de pieza N° de pièce
HONDA (Cont'd/Suite)			HONDA (Cont'd/Suite)			HONDA (Cont'd/Suite)		
420cc			475cc			475cc		
TRX420FM (2010-2015)	Lube ...	400693	TRX500 FOREMAN EPS	Lube ...	4944	TRX500FPA FOURTRAX	Lube ...	7938
TRX420FM (2015-2015)	Air ...	4268 <sup>441</sup>	TRX500FM2 (2016-2016)	Air ...	4268	FOREMAN AT (2011-2012)	Air ...	200800
TRX420FM1 (2017-2018)	Lube ...	400693	TRX500 FOREMAN ES	Lube ...	4944	TRX500FPE FOURTRAX	Lube ...	4944
	Air ...	4268	TRX500FE1 (2016-2016)	Air ...	4268	FOREMAN ES (2007-2009)	Air ...	200800
TRX420FM1 (2020-2020)	Lube ...	400693	TRX500 FOREMAN ES EPS	Lube ...	4944	TRX500FPE FOURTRAX	Air ...	200800
	Air ...	4268	TRX500FE2 (2016-2016)	Air ...	4268	FOREMAN ES (2011-2011)	Air ...	200800
TRX420FPA (2010-2014)	Lube ...	400693	TRX500 FOREMAN RUBICON	Lube ...	4944	TRX500FPE FOURTRAX	Lube ...	4944
TRX420FPE (2009-2009)	Lube ...	4944	4X4 TRX500FM5 (2016-2016)	Lube ...	4944	FOREMAN ES (2011-2013)	Lube ...	4944
TRX420FPE (2010-2013)	Lube ...	400693		Air ...	4268	TRX500FPE FOURTRAX	Air ...	4268
TRX420FPM (2009-2009)	Lube ...	4944	TRX500 FOREMAN RUBICON	Lube ...	4944	FOREMAN ES (2012-2013)	Air ...	4944
TRX420FPM (2010-2013)	Lube ...	400693	4X4 AUTO DCT TRX500FA5	Air ...	4268	TRX500FPM FOURTRAX	Lube ...	4944
TRX420TE (2007-2009)	Lube ...	4944	(2016-2016)	Air ...	400693	FOREMAN (2009-2009)	Air ...	200800
TRX420TE (2010-2013)	Lube ...	400693	TRX500 FOREMAN RUBICON 4X4	Lube ...	400693	TRX500FPM FOURTRAX	Air ...	200800
TRX420TE (2015-2015)	Lube ...	400693	AUTO DCT EPS TRX500FA6	Air ...	4268	FOREMAN (2011-2013)	Lube ...	4944
	Air ...	4268 <sup>441</sup>	(2016-2016)	Air ...	4268	TRX500FPM FOURTRAX	Air ...	4268
TRX420TE FOURTRAX RANCHER	Lube ...	4944	TRX500 FOREMAN RUBICON 4X4	Lube ...	4944	499cc		
ES (2007-2009)			AUTO DCT EPS TRX500FA6	Air ...	4268	TRX500FA RUBICON (2001-2001)	Lube ...	7938
TRX420TE FOURTRAX RANCHER	Lube ...	400693	(2016-2016)	Air ...	4268	FOREMAN AT (2011-2012)	Air ...	4268
ES (2010-2014)	Lube ...	400693	TRX500 FOREMAN RUBICON 4X4	Lube ...	4944	TRX500FPA FOURTRAX	Lube ...	7938
TRX420TE1 (2014-2014)	Lube ...	400693	EPS TRX500FM6 (2016-2016)	Air ...	4268	FOREMAN AT (2011-2012)	Air ...	200800
	Air ...	4268		Air ...	4268			
TRX420TM FOURTRAX RANCHER	Lube ...	4944	TRX500 FOREMAN RUBICON 4X4	Lube ...	4944	500cc		
ES (2007-2009)			EPS DELUX TRX500FM7 (2016-2016)	Lube ...	4944	FOREMAN TRX500FE (2001-2001)	Lube ...	4944
TRX420TM FOURTRAX RANCHER	Lube ...	400693	(2016-2016)	Air ...	4268	FOREMAN TRX500FE (2002-2002)	Lube ...	4938
ES (2010-2014)	Lube ...	400693	TRX500FA5 FourTrax Foreman	Lube ...	4944	FOREMAN TRX500FE (2003-2011)	Lube ...	4944
TRX420TE1 (2014-2014)	Lube ...	400693	Rubicon Auto DCT (2017-2018)	Lube ...	NS	SXS500M (2015-2015)	Lube ...	7938
	Air ...	4268	TRX500FA5 FourTrax Foreman	Air ...	4268		Air ...	4268 <sup>441</sup>
TRX420TM FOURTRAX RANCHER	Lube ...	4944	Rubicon Auto DCT (2017-2020)	Lube ...	4944	TRX500F (2001-2002)	Lube ...	4938
ES (2007-2009)			TRX500FA5 FourTrax Foreman	Lube ...	4944	TRX500FA RUBICON (2002-2014)	Lube ...	7938
TRX420TM FOURTRAX RANCHER	Lube ...	400693	Rubicon Auto DCT (2019-2019)	Lube ...	NS	TRX500FA RUBICON (2002-2016)	Air ...	4268
ES (2010-2013)	Lube ...	400693	TRX500FA5 FourTrax Foreman	Lube ...	NS	TRX500FA RUBICON (2015-2016)	Lube ...	400693
TRX420TM FOURTRAX RANCHER	Lube ...	4944	Rubicon Auto DCT (2020-2020)	Lube ...	NS	TRX500FA5 RUBICON	Air ...	4268 <sup>441</sup>
ES (2019-2019)	Lube ...	4268	TRX500FA6 FourTrax Foreman	Air ...	4268	(2015-2015)		
TRX420TM RANCHER	Lube ...	4944	Rubicon Auto DCT EPS (2017-2020)	Lube ...	NA	TRX500FE FOURTRAX	Lube ...	4944
(2007-2009)			TRX500FA7 FourTrax Foreman	Air ...	4268	FOREMAN (2005-2008)	Air ...	200800
TRX420TM RANCHER	Lube ...	400693	Rubicon Auto DCT EPS DL (2016-2016)	Lube ...	400693	TRX500FE FOURTRAX	Lube ...	4944
ES (2010-2011)	Lube ...	400693	(2016-2016)	Air ...	4268	FOREMAN (2014-2016)	Lube ...	4944
TRX420TM RANCHER	Lube ...	400693	TRX500FA7 FourTrax Foreman	Lube ...	NA	TRX500FGA FOURTRAX	Air ...	4268 <sup>441</sup>
ES (2013-2013)	Lube ...	400693	Rubicon Auto DCT EPS DL (2017-2018)	Lube ...	4944	FOREMAN RUBICON (2004-2004)	Air ...	4268
TRX420TM RANCHER	Lube ...	400693	TRX500FE FOURTRAX	Lube ...	200800	TRX500FGA FOURTRAX	Lube ...	7938
ES (2015-2015)	Lube ...	400693	FOREMAN (2009-2009)	Air ...	200800	FOREMAN RUBICON (2004-2008)	Lube ...	7938
TRX420TM1 (2014-2015)	Lube ...	400693	TRX500FE FOURTRAX	Lube ...	4944	TRX500FGA FOURTRAX	Air ...	200800
	Air ...	4268 <sup>441</sup>	FOREMAN (2011-2011)	Air ...	200800	FOREMAN RUBICON (2005-2008)	Air ...	200800
TRX420TM1 FourTrax Rancher	Lube ...	4944	TRX500FE FOURTRAX	Lube ...	4944	TRX500FM FOURTRAX	Lube ...	4944
(2021-2022)	Air ...	4268	FOREMAN (2011-2013)	Air ...	4268	FOREMAN (2011-2011)	Air ...	200800
450cc			TRX500FE FOURTRAX	Lube ...	4944	TRX500FM FOURTRAX	Lube ...	4944
TRX450ER (2006-2014)	Lube ...	7671	FOREMAN (2012-2013)	Air ...	200800	FOREMAN (2011-2011)	Air ...	200800
	Air ...	4277	TRX500FM FOURTRAX	Lube ...	4944	TRX500FM FOURTRAX	Lube ...	4944
TRX450FE FOURTRAX	Lube ...	4944	FOREMAN (2009-2009)	Air ...	200800	FOREMAN (2011-2011)	Air ...	200800
FOREMAN ES (1998-2012)	Air ...	4269	TRX500FE FOURTRAX	Lube ...	4944	TRX500FM FOURTRAX	Lube ...	4944
			FOREMAN (2011-2011)	Air ...	200800	FOREMAN (2011-2011)	Air ...	200800
TRX450FM FOURTRAX	Lube ...	4944	TRX500FE FOURTRAX	Lube ...	4944	TRX500FM FOURTRAX	Lube ...	4944
FOREMAN S (1998-1998)	Air ...	4269	FOREMAN (2011-2013)	Air ...	4268	FOREMAN (2011-2011)	Air ...	200800
TRX450FM FOURTRAX	Lube ...	4944	TRX500FE FOURTRAX	Lube ...	4944	TRX500FM FOURTRAX	Lube ...	4944
FOREMAN S (1998-2004)	Air ...	4269	FOREMAN (2012-2013)	Air ...	4268	FOREMAN (2011-2011)	Air ...	200800
TRX450FM FOURTRAX	Lube ...	4944	TRX500FM FOURTRAX	Lube ...	4944	TRX500FM FOURTRAX	Lube ...	4944
FOREMAN S (2002-2004)	Air ...	4269	FOREMAN (2009-2009)	Lube ...	4944	FOREMAN (2011-2011)	Air ...	200800
TRX450R (2004-2005)	Air ...	200801	TRX500FM FOURTRAX	Lube ...	4944	TRX500FM FOURTRAX	Lube ...	4944
TRX450R (2004-2012)	Lube ...	7671	FOREMAN (2012-2013)	Air ...	4268	FOREMAN (2011-2011)	Air ...	200800
TRX450R (2006-2012)	Air ...	4277	TRX500FM FOURTRAX	Lube ...	4944	TRX500FM FOURTRAX	Lube ...	4944
TRX450S (1998-2001)	Lube ...	4944	FOREMAN (2009-2009)	Air ...	200800	FOREMAN (2014-2016)	Lube ...	4944
	Air ...	4269	TRX500FM FOURTRAX	Lube ...	4944	TRX500FPA FOURTRAX	Lube ...	7938
475cc			FOREMAN (2012-2013)	Air ...	4268	FOREMAN AT (2009-2009)	Air ...	200800
TRX500 FOREMAN TRX 500FM1	Lube ...	4944	TRX500FM6 FourTrax Foreman	Lube ...	NA			
(2016-2016)	Air ...	4268	Rubicon EPS (2018-2018)	Air ...	4268			

N/A = Not Available N/R = Not Required N/S = Not Serviceable See pages 13-16 for footnotes  
 N/A = Non disponible N/R = Non nécessaire N/S = Non réparable Voir pages 13-16 pour des notes  
 N/A = No disponible N/R = No requiere N/S = No servible Ver las páginas 13-16 para las notas al pie de página

*Italicized Part Numbers May Not Be Available.*

Las piezas con números en *italicas* pueden no estar disponibles.  
 Les numéros de pièce en *italiques* peuvent ne pas être disponibles.



ATV

HONDA — KAWASAKI

ATV

Make & Model Haz un modelo Marque et modèle	Serv. Type	Part No. N° de pieza N° de pièce	Make & Model Haz un modelo Marque et modèle	Serv. Type	Part No. N° de pieza N° de pièce	Make & Model Haz un modelo Marque et modèle	Serv. Type	Part No. N° de pieza N° de pièce
HONDA (Cont'd/Suite) 500cc			JOHN DEERE+All Terrain Vehicles (ATVs) (Cont'd/Suite) 400CC 24CID			KAWASAKI (Cont'd/Suite) 300cc		
TRX500FPA FOURTRAX FOREMAN AT (2013-2014)	Lube ... 7938 Air ... 200800		Gator EMB (2016-2016)	Fuel ... 3011 Air ... 6449		PRAIRIE 300 (2000-2003)	Lube ... 1358 <sup>53</sup> Air ... 4278	
TRX500FPM FOURTRAX FOREMAN (2008-2008)	Lube ... 4944 Air ... 200800		Gator FLSU (2016-2016)	Lube ... 1394 <sup>53</sup> Fuel ... 3011 Air ... 6449		360cc KVF 360 PRAIRIE 2X4 & 4X4 (2002-2013)	Lube ... 1358 <sup>53</sup>	
TRX500TM FOURTRAX FOREMAN (2005-2006)	Lube ... 4944 Air ... 200800		Gator HG4 (2016-2016)	Lube ... 1394 <sup>53</sup> Fuel ... 3011		KVF 360 PRAIRIE 2X4 & 4X4 (2003-2013)	Air ... 200830	
518CC			Gator TSFL (2016-2016)	Lube ... 1394 <sup>53</sup> Fuel ... 3011 Air ... 6449		400cc KAF400 MULE 600 (2005-2012)	Lube ... 1394 <sup>53</sup> Air ... 500654	
TRX520FM1 FourTrax Foreman (2021-2022)	Lube ... 4944 Lube ... NA Air ... 4268		<b>KAWASAKI</b>			KAF400 MULE 610 (2005-2011)	Lube ... 1394 <sup>53</sup> Air ... 500654	
TRX520FM6 FourTrax Foreman Rubicon (2021-2022)	Lube ... 4944 Lube ... NA Air ... 4268		49.5CC KFX50 (2019-2023)	Lube ... NA		KAF400 MULE 610 4X4 XC (2010-2011)	Lube ... 1394 <sup>53</sup> Air ... 500654	
650cc			49cc KFX50 (2007-2009)	Lube ... NA		KFX 400 (2003-2007)	Lube ... 7931	
TRX650F RINCON (2003-2011)	Lube ... 7938 Air ... 4268		50cc KFX50 (2016-2017)	Lube ... NA		KLF400 BAYOU 4X4 (1993-1999)	Lube ... 1358 <sup>53</sup>	
TRX650FA FOURTRAX RINCON (2003-2005)	Lube ... 7938 Air ... 4268		89cc KFX90 (2007-2017)	Lube ... NA		KVF400 PRAIRIE (1998-2002)	Lube ... 1358 <sup>53</sup> Air ... 4278	
TRX650FGA FOURTRAX RINCON (2004-2005)	Lube ... 7938 Air ... 4268		KFX90 (2019-2023)	Lube ... NA		KVF400 PRAIRIE 4X4 (1997-2003)	Lube ... 1358 <sup>53</sup> Air ... 4278	
675cc			220cc KLF220 BAYOU (1988-2002)	Lube ... 4951 Air ... 4278		450cc KAF450 MULE 1000 (1991-1995)	Lube ... 1365 Fuel ... 3011	
TRX680FA FourTrax Rincon (2016-2016)	Lube ... 7938		250cc KLF250 BAYOU (2002-2012)	Lube ... 4951		KFX450 (2007-2012)	Lube ... 4994	
TRX680FA FourTrax Rincon (2016-2022)	Air ... 200800		KLF250 BAYOU (2003-2012)	Air ... 4278		KFX450R (2008-2014)	Lube ... 4994 Air ... 4282	
TRX680FA FourTrax Rincon (2017-2022)	Lube ... NA		KSF250 (1987-2001)	Lube ... 4951			Lube ... 4994 Air ... 4282	
TRX680FGA FOURTRAX RINCON (2006-2009)	Lube ... 7938 Air ... 200800		MOJAVE 250 (2002-2005)	Lube ... 4951		540cc KAF540 MULE 2010 (1991-1992)	Lube ... 1365 Fuel ... 3011 Air ... 2439	
680cc			271cc KVF300 BRUTE FORCE 300 (2016-2017)	Lube ... NA		KAF540 MULE 2010 (2005-2008)	Lube ... 1365	
TRX680FA RINCON (2006-2015)	Lube ... 7938 Air ... 200800		KVF300 BRUTE FORCE 300 (2020-2023)	Lube ... NA		KAF540 MULE 2020 (1991-1992)	Lube ... 1365 Fuel ... 3011 Air ... 2439	
TRX680FX RINCON (2006-2012)	Lube ... 7938		290cc KLF300 BAYOU 300 (1988-2004)	Lube ... 4951 Air ... 4278		KAF540 MULE 2020 (2005-2007)	Lube ... 1365	
700cc			KVF300 PRAIRIE (1999-2001)	Lube ... 1358 <sup>53</sup> Air ... 4278		KAF540 MULE 2030 (1991-1992)	Lube ... 1365 Fuel ... 3011 Air ... 2439	
SXS700M (2015-2015)	Lube ... 7938 Air ... 200800		KVF300 PRAIRIE 4X4 (1999-2001)	Lube ... 1358 <sup>53</sup> Air ... 4278		KAF540 MULE 2030 (2005-2007)	Lube ... 1365	
TRX700XX SPORTRAX (2008-2012)	Lube ... 4944		300cc KAF300 MULE 500 (1991-2005)	Lube ... 1394 <sup>53</sup> Fuel ... 3011 Air ... 500654		600cc MULE 3000 (2000-2002)	Lube ... 1394 <sup>53</sup>	
<b>JOHN DEERE+All Terrain Vehicles (ATVs)</b>			KAF300 MULE 520 (1991-2005)	Lube ... 1394 <sup>53</sup> Fuel ... 3011 Air ... 500654		MULE 3010 (2000-2002)	Lube ... 1394 <sup>53</sup>	
L 570CC 35CID XUV 825I (2016-2016)	Lube ... 1394 <sup>53</sup> Fuel ... 600705 Air ... 2845 Air ... 6449 <sup>55</sup> Air ... 6449FR <sup>560</sup>		KAF300 MULE 550 (1991-2005)	Lube ... 1394 <sup>53</sup> Fuel ... 3011 Air ... 500654		MULE 3020 (2000-2002)	Lube ... 1394 <sup>53</sup>	
L3 .812L 812CC 50CID XUV 825I (2011-2014)	Lube ... 1394 <sup>53</sup> Fuel ... 600705 Air ... 2845 Air ... 6449 <sup>55</sup> Air ... 6449FR <sup>560</sup>		KEF300 LAKOTA 300 (1995-2001)	Lube ... 4951		620cc KAF620 MULE 2500 (1993-2002)	Lube ... 1394 <sup>53</sup> Fuel ... 3011 Air ... 500654	
400CC 24CID Gator EMB (2016-2016)	Lube ... 1394 <sup>53</sup>		KEF300 LAKOTA SPORT (1995-2003)	Lube ... 4951		KAF620 MULE 2510 (1993-2002)	Lube ... 1394 <sup>53</sup> Fuel ... 3011 Air ... 500654	
			KLF300 BAYOU 300 4X4 (1986-2008)	Lube ... 4951		KAF620 MULE 2520 (1993-2002)	Lube ... 1394 <sup>53</sup> Fuel ... 3011 Air ... 500654	
			KLF300 BAYOU 300 4X4 (1987-2008)	Air ... 4278		KAF620 MULE 2520 (1993-2002)	Lube ... 1394 <sup>53</sup> Fuel ... 3011 Air ... 500654	
			KLF300 MULE 520 (1997-2003)	Lube ... 1394 <sup>53</sup> Fuel ... 3011 Air ... 500654		KAF620 MULE 3000 (1995-2008)	Lube ... 1394 <sup>53</sup> Fuel ... 3011 Air ... 500654	
			KLF300 MULE 550 (1997-2003)	Lube ... 1394 <sup>53</sup> Fuel ... 3011 Air ... 500654		KAF620 MULE 3010 (1995-2008)	Lube ... 1394 <sup>53</sup> Fuel ... 3011 Air ... 500654	

N/A = Not Available N/R = Not Required N/S = Not Serviceable See pages 13-16 for footnotes  
 N/A = Non disponible N/R = Non nécessaire N/S = Non réparable Voir pages 13-16 pour des notes  
 N/A = No disponible N/R = No requiere N/S = No servible Ver las páginas 13-16 para las notas al pie de página

*Italicized Part Numbers May Not Be Available.*  
 Las piezas con números en *italicas* pueden no estar disponibles.  
 Les numéros de pièce en *italiques* peuvent ne pas être disponibles.





**KAWASAKI — POLARIS**

**ATV**

**ATV**

Make & Model Haz un modelo Marque et modèle	Serv. Type	Part No. N° de pieza N° de pièce	Make & Model Haz un modelo Marque et modèle	Serv. Type	Part No. N° de pieza N° de pièce	Make & Model Haz un modelo Marque et modèle	Serv. Type	Part No. N° de pieza N° de pièce
<b>KAWASAKI (Cont'd/Suite)</b>			<b>KAWASAKI (Cont'd/Suite)</b>			<b>POLARIS (Cont'd/Suite)</b>		
620cc KAF620 MULE 3020 (1995-2008)	Lube ... 1394 <sup>53</sup> Fuel .... 3011 Air ..... 500654		950cc MULE 4010 DIESEL (2009-2012)	Lube ... 1394 <sup>53</sup> Air .... 6449 <sup>155</sup> Air .... 6449FR <sup>360</sup>		250cc TRAILBLAZER 250 (1990-1992)	Air .... 200815	
KAF620F MULE 3020 (2003-2003)	Lube ... 1394 <sup>53</sup> Fuel .... 3011 Air ..... 500654		<b>KYMCO</b>			300cc 300 2X4, 4X4, 6X6 (1994-1995) BIG BOSS 300 (1994-1994)	Air .... 200815 Lube ... 1358 <sup>53</sup> Air .... 200815	
KAF620G MULE 3000 (2003-2008)	Lube ... 1394 <sup>53</sup> Fuel .... 3011 Air ..... 500654		69cc MONGOOSE 70S (2016-2022)	Lube ... NA		HAWKEYE 300 (2006-2010)	Lube ... 1358 <sup>53</sup> Air .... 4246	
KAF620H MULE 3000 (2003-2008)	Lube ... 1394 <sup>53</sup> Fuel .... 3011 Air ..... 500654		89cc MONGOOSE 90S (2016-2022)	Lube ... NA		SPORTSMAN 300 (2008-2011) SPORTSMAN ACES (2014-2015)	Lube ... 1358 <sup>53</sup> Lube ... 7671 Air .... 501357	
MULE 3010 TRANS (2005-2008) MULE 4000 (2009-2011) MULE 4000 (2009-2012)	Lube ... 1394 <sup>53</sup> Lube ... 1394 <sup>53</sup> Air ..... 6449 <sup>155</sup> Air ..... 6449FR <sup>360</sup>		149cc Engine MXU 150X (2016-2022)	Lube ... NA		XPLORER 300 (1996-1999) XPRESS 300 (1997-1999)	Air .... 200815 Lube ... NA Air .... 200815	
MULE 4000 (2012-2012) MULE 4010 (2009-2012)	Lube ... 1360 Lube ... 1394 <sup>53</sup> Air ..... 6449 <sup>155</sup> Air ..... 6449FR <sup>360</sup>		270cc Engine MONGOOSE 270 (2016-2022)	Lube ... NA				
			366cc Engine MXU375 (2010-2012)	Lube ... 1359		325cc HAWKEYE 325 (2015-2015)	Lube ... 7671 Air .... 4245	
			499cc MXU 500I (2016-2016)	Lube ... 1358 <sup>53</sup>		MAGNUM 325 2X4, 4X4 (1994-2008) MAGNUM 325 2X4, 4X4 (1995-2008)	Lube ... 1358 <sup>53</sup> Air .... 4245 Lube ... 1358 <sup>53</sup>	
			695cc Engine MXU 700I (2016-2016) MXU 700I LE EPS (2016-2016)	Lube ... 1358 <sup>53</sup> Lube ... 1358		TRAIL BOSS 325 4X4 (2000-2012) XPEDITION 325 (2000-2002)	Lube ... 1358 <sup>53</sup> Air .... 4245 Lube ... 1358 <sup>53</sup>	
<b>650cc</b>			<b>POLARIS</b>					
KVF650 BRUTE FORCE 650 4X4 (2005-2013)	Lube ... 1358 <sup>53</sup> Air ..... 4279		V2 .850L 850CC 52CID SCRAMBLER 850 (2019-2022)	Lube ... 1358 Air .... 200814		330cc ATP 330 (2004-2005) MAGNUM 330 2X4, 4X4 (2002-2008)	Lube ... 1358 <sup>53</sup> Lube ... 1358 <sup>53</sup> Lube ... 1358 <sup>53</sup>	
KVF650 BRUTE FORCE 650 4X4I (2006-2013)	Lube ... 1358 <sup>53</sup> Air ..... 200822		V2 .952L 952CC 58CID SCRAMBLER 1000 (2019-2020)	Lube ... 1358 Air .... 200814		TRAIL BOSS 330 (2002-2013)	Lube ... 1358 <sup>53</sup> Air .... 4245 Lube ... 1358 <sup>53</sup>	
KVF650 PRAIRIE 4X4 (2001-2007)	Lube ... 1358 <sup>53</sup> Air ..... 4279		Sportsman 1000 XP (2019-2022)	Lube ... 1358 Air .... 200814		TRAILBLAZER 330 (2008-2012)	Lube ... 1358 <sup>53</sup> Air .... 4245	
<b>700cc</b>								
KFX700 (2003-2009) KFX700 (2003-2012)	Air ..... 4279 Lube ... 1358 <sup>53</sup>		50cc OUTLAW 50 (2014-2015) PREDATOR 50 (2001-2006) SCRAMBLER 50 (2001-2003) SPORTSMAN 50 (2001-2003)	Lube ... NS Air .... 4247 Air .... 4247 Air .... 4247		335cc SPORTSMAN 335 (1996-2009) SPORTSMAN 335 (2011-2011)	Lube ... 1358 <sup>53</sup> Air .... 4245 Lube ... 1358 <sup>53</sup>	
KVF700 PRAIRIE 4X4 (2004-2008) PRAIRIE 700 4X4 (2004-2008)	Lube ... 1358 <sup>53</sup> Lube ... 1358 <sup>53</sup>		70CC OUTLAW 70 (2021-2022)	Lube ... NA		WORKER 335 (1999-2000)	Air .... 4245 Lube ... 1358 <sup>53</sup>	
<b>749cc</b>								
KVF750 BRUTE FORCE 750 4X4I (2016-2023)	Lube ... 1358 <sup>53</sup> Air ..... 200822		90cc OUTLAW 90 (2014-2014)	Lube ... NS Air .... 200844		350cc 350L 2X4, 4X4, 6X6 (1993-1993) BIG BOSS 350 (1991-1993)	Air .... 200815 Lube ... 1358 <sup>53</sup> Air .... 200815	
KVF750 BRUTE FORCE 750 4X4I EPS (2016-2020)	Lube ... 1358 <sup>53</sup> Air ..... 200822		PREDATOR 90 (2001-2003) SCRAMBLER 90 (2001-2003) SPORTSMAN 90 (2001-2008) SPORTSMAN 90 (2009-2014)	Air .... 4247 Air .... 4247 Air .... 4247 Lube ... NS Air .... 200844		400cc 400L 2X4, 4X4 SPORT (1994-1995) 400L 6X6 (1994-1996) BIG BOSS 400 (1994-1997)	Air .... 4244 Air .... 200815 Lube ... 1358 <sup>53</sup> Air .... 200815	
KVF750 BRUTE FORCE 750 4X4I EPS CAMO (2016-2019)	Lube ... 1358 <sup>53</sup> Air ..... 200822		112cc OUTLAW 110 (2019-2022)	Lube ... NA Air .... 200844		BIG BOSS 400L 6X6 (1995-1997) HAWKEYE 400 (2011-2014)	Air .... 200815 Lube ... 1358 <sup>53</sup> Air .... 4245	
TERYX 750 (2008-2012) TERYX 750 (2008-2013) TERYX 750 LE (2008-2012)	Air ..... 200817 Lube ... 1358 <sup>53</sup> Lube ... 1358 <sup>53</sup>		SPORTSMAN 110 (2016-2022)	Lube ... NA Air .... 200844		RANGER 400 (2009-2009) SCRAMBLER 400 (1995-2011) SCRAMBLER 400 (2002-2011) SCRAMBLER 400 (2014-2014)	Lube ... 1358 <sup>53</sup> Air .... 4244 Lube ... 1358 <sup>53</sup> Lube ... 1358 <sup>53</sup>	
<b>750cc</b>								
KVF750 BRUTE FORCE 750 4X4I (2005-2015)	Lube ... 1358 <sup>53</sup> Air ..... 200822		196cc PHOENIX 200 (2019-2022)	Lube ... NA Air .... 4246		SPORT 400L (1994-1995) SPORT 400L (1996-1998) SPORTSMAN 400 (1996-1997)	Air .... 4245 Lube ... 1358 <sup>53</sup> Air .... 200815 Air .... 4244 Lube ... 1358 <sup>53</sup>	
<b>950cc</b>								
KAF950A MULE 2510 DIESEL (1999-2002)	Lube ... 1394 <sup>53</sup> Fuel .... 308059 Air ..... 6449 <sup>155</sup> Air ..... 6449FR <sup>360</sup>		200cc PHOENIX 200 (2005-2015) SAWTOOTH 200 (2006-2012)	Lube ... NA Air .... 4246 Lube ... NA Air .... 4246		SPORTSMAN 400 (1996-1997)	Air .... 4245 Lube ... 1358 <sup>53</sup>	
KAF950B MULE 3010 DIESEL (2003-2009)	Lube ... 1394 <sup>53</sup> Fuel .... 308059 Air ..... 6449 <sup>155</sup> Air ..... 6449FR <sup>360</sup>		250cc 250 4X4, 6X6 (1993-1993) BIG BOSS 250 (1989-1993)	Air .... 200815 Lube ... 1358 <sup>53</sup> Air .... 200815		SPORTSMAN 400 (2001-2005)	Air .... 4245 Lube ... 1358 <sup>53</sup> Air .... 4245	
MULE 3510 DIESEL (2003-2004)	Lube ... 1394 <sup>53</sup>							

N/A = Not Available N/R = Not Required N/S = Not Serviceable See pages 13-16 for footnotes  
 N/A = Non disponible N/R = Non nécessaire N/S = Non réparable Voir pages 13-16 pour des notes  
 N/A = No disponible N/R = No requiere N/S = No servible Ver las páginas 13-16 para las notas al pie de página

*Italicized Part Numbers May Not Be Available.  
 Las piezas con números en *italicas* pueden no estar disponibles.  
 Les numéros de pièce en *italiques* peuvent ne pas être disponibles.*



ATV

POLARIS

Make & Model Haz un modelo Marque et modèle	Serv. Type	Part No. N° de pieza N° de pièce	Make & Model Haz un modelo Marque et modèle	Serv. Type	Part No. N° de pieza N° de pièce	Make & Model Haz un modelo Marque et modèle	Serv. Type	Part No. N° de pieza N° de pièce	
POLARIS (Cont'd/Suite) 400cc			POLARIS (Cont'd/Suite) 500cc			POLARIS (Cont'd/Suite) 567cc			
SPORTSMAN 400 4X4 (1994-1996)	Air . . . .	200815	SPORTSMAN 500 DUSE (1996-2012)	Lube . . .	1358 <sup>53</sup>	SPORTSMAN TOURING 570 EPS (2016-2017)	Lube . . .	1358 <sup>53</sup>	
SPORTSMAN 400 H.O. (2008-2014)	Lube . . .	1358 <sup>53</sup>	SPORTSMAN 500 H.O. (1996-2013)	Air . . . .	4245		Air . . . .	200814	
SPORTSMAN 400L (1997-1997)	Air . . . .	200815	SPORTSMAN 500 RSE (1996-1997)	Lube . . .	1358 <sup>53</sup>	600cc	SPORTSMAN 600 TWIN (1997-2008)	Lube . . .	1357
TRAILBLAZER 400 (2002-2003)	Lube . . .	1358 <sup>53</sup>	SPORTSMAN 500 RSE (1996-1997)	Air . . . .	4245			Air . . . .	4245
XPLORER 400 (2000-2003)	Lube . . .	1358 <sup>53</sup>	SPORTSMAN 500 RSE (1996-2012)	Air . . . .	4245	700cc	RANGER 700 (2000-2012)	Lube . . .	1356
XPLORER 400L (1995-1998)	Air . . . .	200815	SPORTSMAN 500 RSE (1999-2012)	Lube . . .	1358 <sup>53</sup>		SPORTSMAN 700 TWIN (2002-2008)	Lube . . .	NA
XPRESS 400 (1996-1997)	Air . . . .	200815	SPORTSMAN 500 X2 (2006-2012)	Air . . . .	4245		SPORTSMAN 700EFI (2002-2011)	Lube . . .	1357
				Lube . . .	1358 <sup>53</sup>		SPORTSMAN MV7 (2005-2005)	Air . . . .	200814
425cc			SPORTSMAN 550 (2011-2011)	Air . . . .	4245		SPORTSMAN MV7 (2007-2012)	Lube . . .	1356
MAGNUM 425 2X4, 4X4 (1994-2001)	Lube . . .	1358 <sup>53</sup>	XPLORER 500 (1997-2001)	Lube . . .	1358 <sup>53</sup>	760cc	RANGER RZR XP 4 (2010-2013)	Lube . . .	1356
MAGNUM 425 2X4, 4X4 (1995-2001)	Air . . . .	4245		Lube . . .	1358 <sup>53</sup>		RZR S 800 (2009-2014)	Lube . . .	NA
XPEDITION 425 (2000-2005)	Lube . . .	1358 <sup>53</sup>		Lube . . .	1358 <sup>53</sup>			Lube . . .	1356
450cc			510cc						
SPORTSMAN 450 (1996-2009)	Lube . . .	1358 <sup>53</sup>	OUTLAW 525 IRS (2007-2011)	Lube . . .	100617 <sup>300</sup>				
SPORTSMAN 450 (2011-2011)	Air . . . .	4245	OUTLAW 525 S (2008-2012)	Lube . . .	NA <sup>331</sup>				
	Lube . . .	1358 <sup>53</sup>		Lube . . .	100617 <sup>300</sup>				
	Air . . . .	4245		Lube . . .	NA <sup>331</sup>				
455cc			549cc						
DIESEL 4X4 (1999-2001)	Lube . . .	1358 <sup>53</sup>	SPORTSMAN 550 (2009-2010)	Lube . . .	1358 <sup>53</sup>				
RANGER 400 (2010-2012)	Lube . . .	1358 <sup>53</sup>	SPORTSMAN 550 (2012-2014)	Air . . . .	4245				
				Lube . . .	1358 <sup>53</sup>				
498cc				Air . . . .	4245				
OUTLAW 450 MXR (2008-2012)	Lube . . .	100617 <sup>300</sup>							
	Lube . . .	NA <sup>331</sup>							
499cc			567cc						
SPORTSMAN 450 HO (2019-2019)	Lube . . .	1358	570 TR PRM (2015-2015)	Lube . . .	1358 <sup>53</sup>				
SPORTSMAN 450 HO (2020-2022)	Air . . . .	4245	FOREST TRACTOR 570 (EFI/EPS) (2015-2015)	Air . . . .	4245				
	Lube . . .	1358 <sup>53</sup>		Lube . . .	1358 <sup>53</sup>				
	Air . . . .	200814		Air . . . .	4245				
				Lube . . .	1356				
				Lube . . .	NA				
				Air . . . .	200386				
500cc				Air . . . .	4245				
455 DIESEL 4X4 (1999-2001)	Lube . . .	1358 <sup>53</sup>		Lube . . .	1358 <sup>53</sup>				
ATP 500 (2004-2005)	Lube . . .	1358 <sup>53</sup>		Air . . . .	200814				
BIG BOSS 500 6X6 (1998-1999)	Lube . . .	1358 <sup>53</sup>		Air . . . .	4245				
MAGNUM 500 (1999-2008)	Lube . . .	1358 <sup>53</sup>		Lube . . .	1358 <sup>53</sup>				
	Air . . . .	4245		Air . . . .	200814				
OUTLAW 500 (2006-2007)	Lube . . .	4994		Lube . . .	1358				
PREDATOR (2003-2004)	Air . . . .	6142		Air . . . .	200814				
PREDATOR 500 (2003-2008)	Lube . . .	4994		Lube . . .	1358 <sup>53</sup>				
	Air . . . .	6142		Air . . . .	200814				
RANGER 2X4, 4X4, 6X6 (2000-2012)	Lube . . .	1358 <sup>53</sup>		Lube . . .	1358 <sup>53</sup>				
SCRAMBLER 500 2X4, 4X4 (1997-2012)	Lube . . .	1358 <sup>53</sup>		Air . . . .	200814				
SPORTSMAN 450 HO (2016-2017)	Air . . . .	4245		Lube . . .	1358 <sup>53</sup>				
	Lube . . .	1358 <sup>53</sup>		Air . . . .	200814				
	Air . . . .	200814		Lube . . .	1358 <sup>53</sup>				
Sportsman 450 HO EPS (2016-2017)	Lube . . .	1358 <sup>53</sup>		Air . . . .	200814				
	Air . . . .	200814		Lube . . .	1358 <sup>53</sup>				
Sportsman 450 HO Utility Edition (2017-2017)	Lube . . .	1358 <sup>53</sup>		Air . . . .	200814				
	Air . . . .	200814		Lube . . .	1358 <sup>53</sup>				
SPORTSMAN 500 (1994-2014)	Lube . . .	1358 <sup>53</sup>		Air . . . .	200814				
SPORTSMAN 500 (1996-2014)	Air . . . .	4245		Lube . . .	1358 <sup>53</sup>				
SPORTSMAN 500 6X6 (2000-2011)	Lube . . .	1358 <sup>53</sup>		Air . . . .	200814				
	Air . . . .	4245		Lube . . .	1358 <sup>53</sup>				
				Air . . . .	200814				

N/A = Not Available N/R = Not Required N/S = Not Serviceable See pages 13-16 for footnotes  
 N/A = Non disponible N/R = Non nécessaire N/S = Non réparable Voir pages 13-16 pour des notes  
 N/A = No disponible N/R = No requiere N/S = No servible Ver las páginas 13-16 para las notas al pie de página

*Italicized Part Numbers May Not Be Available.*  
 Las piezas con números en *italicas* pueden no estar disponibles.  
 Les numéros de pièce en *italiques* peuvent ne pas être disponibles.

A  
T  
V



POLARIS — YAMAHA

ATV

Make & Model Haz un modelo Marque et modèle	Serv. Type	Part No. N° de pieza N° de pièce	Make & Model Haz un modelo Marque et modèle	Serv. Type	Part No. N° de pieza N° de pièce	Make & Model Haz un modelo Marque et modèle	Serv. Type	Part No. N° de pieza N° de pièce
<b>POLARIS (Cont'd/Suite)</b>			<b>SUZUKI (Cont'd/Suite)</b>			<b>SUZUKI (Cont'd/Suite)</b>		
900cc RANGER XP 900 (2017-2019) RZR 900 (2014-2014)	Air . . . . . Lube . . . . . Lube . . . . .	200386 1356 NA	250cc LT250 (1988-2002) LT4WD QUADRUNNER (1987-1996)	Air . . . . . Lube . . . . . Air . . . . . Lube . . . . . Air . . . . .	4283 4949 4283 4949 4283	493cc LTA500X (2016-2018)	Lube . . . . .	1359
904cc RANGER CREW (MILITARY) (2011-2013)	Lube . . . . .	1365	LTF250 OZARK (2002-2014)	Lube . . . . . Air . . . . .	4949 4283	500cc LTA500 KINGQUAD (2014-2014) LTF500 (1998-2008) QUADRUNNER 500 (1998-2003) VINSON 500 (2002-2008)	Lube . . . . . Lube . . . . . Lube . . . . . Lube . . . . .	1359 1359 1359 1359
952cc SCRAMBLER XP 1000 (2016-2017)	Lube . . . . . Air . . . . .	1358 <sup>53</sup> 200814	LTF4WD QUADRUNNER (1985-2002)	Lube . . . . . Air . . . . .	4949 4283	617cc QUV UTILITY VEHICLE (2005-2012)	Lube . . . . .	1394 <sup>53</sup>
Sportsman 1000 Touring XP Limited (2016-2016)	Lube . . . . . Air . . . . .	1358 <sup>53</sup> 200814	LTZ250 QUADSPORT (2004-2011)	Lube . . . . . Air . . . . .	4949 4283	700cc LTA700 KINGQUAD (2004-2008) TWINPEAKS V700F (2004-2007)	Lube . . . . . Lube . . . . . Air . . . . .	1359 1359 4279
Sportsman 1000 XP (2016-2017)	Lube . . . . . Air . . . . .	1358 <sup>53</sup> 200814	280cc LTF300 4WD KINGQUAD (1991-1993)	Lube . . . . .	4949	722cc KING QUAD 750 AXI POWER STEERING (2016-2017) KING QUAD 750 AXI POWER STEERING SPECIAL EDITION (2016-2017) KINGQUAD 750 AXI (2016-2016) LTA750 KINGQUAD (2008-2014) LTA750X (2015-2018)	Lube . . . . . Lube . . . . . Lube . . . . . Lube . . . . . Lube . . . . .	1359 1359 1359 1359 1359
Sportsman 1000 XP Hunter Edition (2016-2017)	Lube . . . . . Air . . . . .	1358 <sup>53</sup> 200814	300cc LT300E (1987-1989) LTF300 4WD KINGQUAD (1999-2002)	Lube . . . . . Lube . . . . . Air . . . . .	4949 4949 4283			
SPORTSMAN TOURING XP 1000 (2016-2017)	Lube . . . . . Air . . . . .	1358 <sup>53</sup> 200814	LTF300FX (1999-2003) LTF4WD KINGQUAD (1991-1998)	Lube . . . . . Lube . . . . . Air . . . . .	4949 4949 4283			
SPORTSMAN XP 1000 HIGHLIFTER (2016-2017)	Lube . . . . . Air . . . . .	1358 <sup>53</sup> 200814	376cc KING QUAD 400 ASI SPECIAL EDITION (2017-2017) KINGQUAD 400 ASI (2016-2017) KINGQUAD 400 ASI LE (2016-2016) KINGQUAD 400 FSI (2016-2017) LTA400 EIGER 4X4 AUTO (2002-2007) LTA400 KINGQUAD (2008-2012) LTA400 KINGQUAD (2014-2014) LTA400F (2015-2018) LTF400 KINGQUAD (FSI) (2011-2014) LTF400F (2015-2018)	Lube . . . . . Lube . . . . . Lube . . . . . Lube . . . . . Lube . . . . . Lube . . . . . Lube . . . . . Lube . . . . . Lube . . . . . Lube . . . . .	1359 1359 1359 1359 1359 1359 1359 1359 1359 1359	<b>YAMAHA</b>		
999cc FOREST 1000 (2015-2015)	Lube . . . . . Air . . . . .	1358 <sup>53</sup> 4245	LTA400F (2015-2018) LTF400 KINGQUAD (FSI) (2011-2014) LTF400F (2015-2018)	Lube . . . . . Lube . . . . . Lube . . . . .	1359 1359 1359	50cc RAPTOR (2007-2009)	Lube . . . . .	NS
RZR XP 1000 (2014-2014)	Lube . . . . . Lube . . . . .	1356 NA	LTA400F (2015-2018) LTF400 KINGQUAD (FSI) (2011-2014) LTF400F (2015-2018)	Lube . . . . . Lube . . . . . Lube . . . . .	1359 1359 1359	80cc GRIZZLY 80 (2007-2012) RAPTOR (2007-2010)	Lube . . . . . Lube . . . . .	NS NS
RZR XP 4 1000/PS (2014-2014)	Lube . . . . . Lube . . . . .	1356 NA	LTA400F (2015-2018) LTF400 KINGQUAD (FSI) (2011-2014) LTF400F (2015-2018)	Lube . . . . . Lube . . . . . Lube . . . . .	1359 1359 1359	88cc RAPTOR 90 (2009-2009)	Lube . . . . .	NS
SCRAMBLER 1000 (2014-2015)	Lube . . . . . Lube . . . . . Air . . . . .	1358 <sup>53</sup> 4245	LTA400F (2015-2018) LTF400 KINGQUAD (FSI) (2011-2014) LTF400F (2015-2018)	Lube . . . . . Lube . . . . . Lube . . . . .	1359 1359 1359	90cc Grizzly 90 (2021-2022) RAPTOR 90 (2010-2012)	Lube . . . . . Lube . . . . .	NA NS
<b>SUZUKI</b>			LTA400F (2015-2018) LTF400 KINGQUAD (FSI) (2011-2014) LTF400F (2015-2018)	Lube . . . . . Lube . . . . . Lube . . . . .	1359 1359 1359	125cc Breeze (1989-2004) GRIZZLY 125 (2004-2013)	Air . . . . . Lube . . . . . Air . . . . .	4292 NS 4292
L1 .090L 90CC 5CID QUADSPORT Z90 (2019-2022)	Lube . . . . .	100339	LTA400F (2015-2018) LTF400 KINGQUAD (FSI) (2011-2014) LTF400F (2015-2018)	Lube . . . . . Lube . . . . . Lube . . . . .	1359 1359 1359	200cc YFM200 ALL MODELS (1986-1989) YTM200 ALL MODELS (1983-1985)	Lube . . . . . Lube . . . . .	7934 7934
L1 .376L 376CC 23CID LT-400ASi King Quad (2019-2022)	Lube . . . . . Lube . . . . .	1359 NA	LTA400F (2015-2018) LTF400 KINGQUAD (FSI) (2011-2014) LTF400F (2015-2018)	Lube . . . . . Lube . . . . . Lube . . . . .	1359 1359 1359	225cc YFM225 ALL MODELS (1986-1988) YTM225 ALL MODELS ) (1983-1987)	Lube . . . . . Lube . . . . .	7934 7934
L1 .493L 493CC 30CID LT-500AXi King Quad (2019-2022)	Lube . . . . . Lube . . . . .	1359 NA	LTA400F (2015-2018) LTF400 KINGQUAD (FSI) (2011-2014) LTF400F (2015-2018)	Lube . . . . . Lube . . . . . Lube . . . . .	1359 1359 1359	230cc BEAR TRACKER (1999-2004)	Lube . . . . . Air . . . . .	7934 4296
L1 .722L 722CC 44CID LT-750AXi King Quad (2019-2022)	Lube . . . . . Lube . . . . .	1359 NA	LTA400F (2015-2018) LTF400 KINGQUAD (FSI) (2011-2014) LTF400F (2015-2018)	Lube . . . . . Lube . . . . . Lube . . . . .	1359 1359 1359	250cc BIG BEAR 250 (2007-2012) BRUIN 250 (2005-2006) RAPTOR 250 (2008-2013) YFB250 (1992-2000) YFM250 (1989-1994) YFM250 (1999-2002)	Lube . . . . . Air . . . . . Lube . . . . . Air . . . . . Lube . . . . . Lube . . . . .	7934 4296 7934 4296 7934 7934 7934
50cc QUADSPORT Z50 (2017-2017)	Lube . . . . .	100339	LTA400F (2015-2018) LTF400 KINGQUAD (FSI) (2011-2014) LTF400F (2015-2018)	Lube . . . . . Lube . . . . . Lube . . . . .	1359 1359 1359	350cc BANSHEE (2005-2007) BRUIN 350 (2004-2006) BRUIN 350 (2004-2007) BW350 BIG WHEEL (1987-1987) BW350 BIG WHEEL (1988-1988) GRIZZLY 350 (2007-2012) GRIZZLY 350 (2007-2014)	Lube . . . . . Air . . . . . Lube . . . . . Lube . . . . . Lube . . . . . Air . . . . . Lube . . . . .	7935 4324 1358 <sup>53</sup> 7935 4935 <sup>29</sup> 4936 <sup>28</sup> 4324 1358 <sup>53</sup>
90cc LTZ90 QUADSPORT (2007-2009) LTZ90 QUADSPORT (2014-2014) QUADSPORT Z90 (2016-2017)	Lube . . . . . Lube . . . . . Lube . . . . .	100339 100339 100339	LTA400F (2015-2018) LTF400 KINGQUAD (FSI) (2011-2014) LTF400F (2015-2018)	Lube . . . . . Lube . . . . . Lube . . . . .	1359 1359 1359			
160cc LT160 (1989-2004) LTF160 QUADRUNNER (1989-2004)	Lube . . . . . Lube . . . . .	4949 4949	LTA400F (2015-2018) LTF400 KINGQUAD (FSI) (2011-2014) LTF400F (2015-2018)	Lube . . . . . Lube . . . . . Lube . . . . .	1359 1359 1359			
185cc ALT185F 3X6 (1985-1985)	Lube . . . . .	100339	LTA400F (2015-2018) LTF400 KINGQUAD (FSI) (2011-2014) LTF400F (2015-2018)	Lube . . . . .	1359			
230cc LT230 (1985-1993) LTF230 QUADRUNNER (1985-1993)	Lube . . . . . Lube . . . . .	4949 4949	LTA400F (2015-2018) LTF400 KINGQUAD (FSI) (2011-2014) LTF400F (2015-2018)	Lube . . . . . Lube . . . . . Lube . . . . .	1359 1359 1359			
250cc F250 QUADRUNNER (2003-2005) LT250 (1985-2002)	Lube . . . . . Lube . . . . .	4949 4949	LTA400F (2015-2018) LTF400 KINGQUAD (FSI) (2011-2014) LTF400F (2015-2018)	Lube . . . . . Lube . . . . . Lube . . . . .	1359 1359 1359			

N/A = Not Available N/R = Not Required N/S = Not Serviceable See pages 13-16 for footnotes  
 N/A = Non disponible N/R = Non nécessaire N/S = Non réparable Voir pages 13-16 pour des notes  
 N/A = No disponible N/R = No requiere N/S = No servible Ver las páginas 13-16 para las notas al pie de página

*Italicized Part Numbers May Not Be Available.*

Las piezas con números en *italicas* pueden no estar disponibles.  
 Les numéros de pièce en *italiques* peuvent ne pas être disponibles.



ATV

YAMAHA

Make & Model Haz un modelo Marque et modèle	Serv. Type	Part No. N° de pieza N° de pièce	Make & Model Haz un modelo Marque et modèle	Serv. Type	Part No. N° de pieza N° de pièce	Make & Model Haz un modelo Marque et modèle	Serv. Type	Part No. N° de pieza N° de pièce
YAMAHA (Cont'd/Suite)			YAMAHA (Cont'd/Suite)					
350cc			686cc					
RAPTOR 350 (2004-2013)	Lube . . .	7935	RAPTOR 700 (YFM700) (2006-2015)	Lube . . .	4935 <sup>329</sup>			
	Air . . . . .	4293		Lube . . .	4936 <sup>328</sup>			
WOLVERINE 350 (1995-2005)	Air . . . . .	4293	RAPTOR 700 (YFM700) (2016-2017)	Lube . . .	4936			
WOLVERINE 350 (1995-2010)	Lube . . .	7935	RAPTOR 700R (2016-2017)	Lube . . .	4936			
WOLVERINE 350 (2006-2010)	Air . . . . .	4324	RAPTOR 700R (2021-2022)	Lube . . .	4936 <sup>53</sup>			
YFM350 BIG BEAR (1987-1999)	Air . . . . .	4294	RAPTOR 700R SE (2016-2017)	Lube . . .	4936			
YFM350 BIG BEAR (1987-2005)	Lube . . .	7935	RAPTOR 700R SE (2021-2022)	Lube . . .	4936 <sup>53</sup>			
YFM350 WARRIOR (1987-2000)	Lube . . .	7935	YFM700 Raptor (2018-2020)	Lube . . .	4935			
	Air . . . . .	4293	YFM700R Raptor SE (2018-2020)	Lube . . .	4936 <sup>53</sup>			
YFM350 WARRIOR (2002-2003)	Lube . . .	7935						
	Air . . . . .	4293						
400cc			700cc					
BIG BEAR 400 (2000-2012)	Air . . . . .	4296	KING QUAD (2005-2007)	Lube . . .	1359			
GRIZZLY 400 (2007-2008)	Lube . . .	1358 <sup>53</sup>	RHINO 700 (2008-2012)	Lube . . .	1358 <sup>53</sup>			
	Air . . . . .	4324	708cc GRIZZLY (2016-2016)	Lube . . .	7040			
KODIAK 400 (1993-1999)	Air . . . . .	4294	GRIZZLY 700 EPS 4WD (2016-2016)	Lube . . .	7040			
KODIAK 400 (2000-2006)	Lube . . .	1358 <sup>53</sup>	GRIZZLY 700 EPS 4WD SE (2016-2016)	Lube . . .	7040			
KODIAK 400 (2003-2004)	Air . . . . .	4297	GRIZZLY EPS (2016-2016)	Lube . . .	7040			
KODIAK 400 (2005-2006)	Air . . . . .	4324	GRIZZLY EPS 4WD LIMITED EDITION (2016-2016)	Lube . . .	7040			
YFM400 ALL MODELS (1993-1999)	Lube . . .	7935	GRIZZLY EPS LE (2016-2016)	Lube . . .	7040			
YFM400 BIG BEAR (2000-2012)	Lube . . .	7935	KODIAK 700 (2016-2017)	Lube . . .	7040			
YFM400 KODIAK (2000-2006)	Lube . . .	1358 <sup>53</sup>	KODIAK 700 EPS (2016-2017)	Lube . . .	7040			
449cc			KODIAK 700 EPS 4WD (2016-2016)			Lube . . . 7040		
YFZ 450R (2020-2020)	Lube . . .	7933	KODIAK 700 EPS 4WD SE (2016-2016)	Lube . . .	7040			
	Air . . . . .	4299	KODIAK 700 EPS SE (2016-2017)	Lube . . .	7040			
YFZ450R (2016-2022)	Lube . . .	7933	WOLVERINE (2016-2016)	Lube . . .	NA			
	Air . . . . .	4299	WOLVERINE R-SPEC (2016-2016)	Lube . . .	NA			
YFZ450R SE (2016-2018)	Air . . . . .	4299	WOLVERINE R-SPEC EPS (2016-2016)	Lube . . .	NA			
450cc			YFM700 Grizzly EPS (2018-2020)			Lube . . . 7040		
GRIZZLY 450 (2005-2012)	Air . . . . .	4324	YFM700 Grizzly EPS LE (2017-2020)	Lube . . .	7040			
GRIZZLY 450 (2005-2014)	Lube . . .	1358 <sup>53</sup>	YFM700 Grizzly EPS SE (2018-2020)	Lube . . .	7040			
KODIAK 450 (2003-2004)	Air . . . . .	4297	YFM700 Grizzly FI 4x4 Auto EPS (2017-2017)	Lube . . .	7040			
KODIAK 450 (2003-2006)	Lube . . .	1358 <sup>53</sup>	YFM700 Grizzly FI 4x4 Auto EPS SE (2017-2017)	Lube . . .	7040			
KODIAK 450 (2005-2006)	Air . . . . .	4324	YFM700K Kodiak (2018-2020)	Lube . . .	7040			
RHINO 450 (2007-2010)	Lube . . .	1358 <sup>53</sup>	YFM700K Kodiak EPS (2018-2020)	Lube . . .	7040			
	Air . . . . .	4320	YFM700K Kodiak EPS SE (2018-2020)	Lube . . .	7040			
WOLVERINE 450 (2006-2010)	Lube . . .	1358 <sup>53</sup>						
	Air . . . . .	4324						
YFZ450 (YFZ450) (2004-2015)	Lube . . .	7933						
	Air . . . . .	4299						
558cc								
GRIZZLY 550 (2009-2014)	Lube . . .	1358 <sup>53</sup>						
	Air . . . . .	200846						
600cc								
YFM600 GRIZZLY (1998-2001)	Lube . . .	4935 <sup>329</sup>						
	Lube . . .	4936 <sup>328</sup>						
	Air . . . . .	4293						
617cc								
QUV UTILITY VEHICLE (2005-2010)	Lube . . .	1394 <sup>53</sup>						
660cc								
GRIZZLY 660 (2001-2008)	Lube . . .	1358 <sup>53</sup>						
	Air . . . . .	4293						
RHINO 660 (2004-2010)	Lube . . .	1358 <sup>53</sup>						
	Air . . . . .	4320						
YFM660 RAPTOR (2001-2006)	Lube . . .	7040						
686cc								
GRIZZLY 700 (YFM700) (2007-2015)	Lube . . .	1358 <sup>53</sup>						
	Air . . . . .	200846						
RAPTOR 700 (2021-2022)	Lube . . .	4936 <sup>53</sup>						

N/A = Not Available N/R = Not Required N/S = Not Serviceable See pages 13-16 for footnotes  
 N/A = Non disponible N/R = Non nécessaire N/S = Non réparable Voir pages 13-16 pour des notes  
 N/A = No disponible N/R = No requiere N/S = No servible Ver las páginas 13-16 para las notas al pie de página

*Italicized Part Numbers May Not Be Available.*  
 Las piezas con números en *italicas* pueden no estar disponibles.  
 Les numéros de pièce en *italiques* peuvent ne pas être disponibles.

A  
T  
V





ARCTIC CAT

Utility Vehicles

Make, Model, Engine Marque, Modèle, Moteur Marca, Modelo, Motor	Serv. Type	Part No. N° de pieza N° de pièce	Make, Model, Engine Marque, Modèle, Moteur Marca, Modelo, Motor	Serv. Type	Part No. N° de pieza N° de pièce	Make, Model, Engine Marque, Modèle, Moteur Marca, Modelo, Motor	Serv. Type	Part No. N° de pieza N° de pièce
<b>ARCTIC CAT</b>			2018 (Cont'd/Suite)			2015 (Cont'd/Suite)		
<b>2022</b>			WILDCAT X 951cc			PROWLER HDX 700 695cc		
PROWLER 500 443cc			0812034 0470942	Lube... 7937 Air... N/A		0470834	Lube... 7937 Air... 200781	
0812034 3307505 3307-077	Lube... 7937 Air... N/A Fuel... N/A		WILDCAT XX 998CC			WILDCAT 4 951cc		
			0812130 652091	Lube... 1358 Air... N/A		0812034 0470942	Lube... 7937 Air... N/A	
PROWLER PRO, PROWLER PRO CREW 812CC			<b>2017</b>			WILDCAT 1000 951cc		
0812-110 1470-223 Safety 1470-222 Primary	Lube... N/A Air... N/A Air... N/A		HDX 500XT 443cc			0470942		
			0812034 0470834	Lube... 7937 Air... 200781			Lube... 7937 Air... N/A	
WILDCAT XX 998CC			HDX 700 CREW XT 695cc			WILDCAT SPORT 700cc		
0812130 652091	Lube... 1358 <sup>33</sup> Air... 6489		0812034 1470029	Lube... 7937 Air... N/A		0812034	Lube... 7937	
<b>2021</b>			HDX 700XT 695cc			WILDCAT X 1000 951cc		
PROWLER 500 443cc			0812034 0470834	Lube... 7937 Air... 200781		0470942	Lube... 7937 Air... N/A	
0812034 3307505 3307-077	Lube... 7937 Air... N/A Fuel... N/A		PROWLER 500 443cc			<b>2014</b>		
			0812034 3307505	Lube... 7937 Air... N/A		PROWLER 550 XT 550cc		
PROWLER PRO, PROWLER PRO CREW 812CC			Prowler XT 700 695cc			0470834		
0812-110 1470-223 Safety 1470-222 Primary	Lube... N/A Air... N/A Air... N/A		0812034 1470029	Lube... 7937 Air... N/A		PROWLER 700 695cc		
			Prowler XT 1000 952cc			0470834		
WILDCAT TRAIL LTD, XT 700cc			0812034 1470029			PROWLER 1000 XTZ 951cc		
0812034	Lube... 7937		WILDCAT SPORT LIMITED, WILDCAT SPORT XT, WILDCAT TRAIL, Wildcat Trail Limited, WILDCAT TRAIL XT 700cc			0470558		
0812130 652091	Lube... 1358 Air... N/A		0812034	Lube... 7937		PROWLER HDX 500 443cc		
<b>2020</b>			HDX 500XT 443cc			WILDCAT 4, WILDCAT 1000 951cc		
PROWLER 500 443cc			0812034 0470834	Lube... 7937 Air... 200781		0470942	Lube... 7937 Air... N/A	
0812034 3307505 3307-077	Lube... 7937 Air... N/A Fuel... N/A		HDX 700 SE HUNTER EDITION, HDX 700XT, Prowler XT 700 695cc			WILDCAT TRAIL 695cc		
			0812034 1470029	Lube... 7937 Air... N/A		WILDCAT X 1000 951cc		
PROWLER PRO 812CC			Prowler XT 1000 952cc			0470942		
0812-110 1470-223 Safety 1470-222 Primary	Lube... N/A Air... N/A Air... N/A		0812034 1470029	Lube... 7937 Air... N/A		PROWLER 1000 XTZ 1000cc		
WILDCAT TRAIL LTD, XT 700cc			0812034 1470029			0470558		
0812034	Lube... 7937		WILDCAT 4X 951cc			Lube... 7937 Air... 200792		
WILDCAT XX 998CC			0812034 0470942			PROWLER 550 XT 550cc		
0812130 652091	Lube... 1358 Air... N/A		0812034 0470942	Lube... 7937 Air... N/A		PROWLER 1000 XTZ 1000cc		
<b>2019</b>			WILDCAT SPORT 951cc			0470558		
PROWLER 500 443cc			0812034	Lube... 7937		PROWLER HDX 700 695cc		
0812034 3307505 3307-077	Lube... 7937 Air... N/A Fuel... N/A		WILDCAT SPORT LIMITED, WILDCAT SPORT XT, WILDCAT TRAIL, Wildcat Trail SE, WILDCAT TRAIL XT 700cc			0470558		
			0812034	Lube... 7937		WILDCAT 4 951cc		
PROWLER PRO 812CC			WILDCAT X, WILDCAT X LIMITED, WILDCAT X SPECIAL EDITION 951cc			0470942		
0812-110 1470-223 Safety 1470-222 Primary	Lube... N/A Air... N/A Air... N/A		0812034	Lube... 7937		WILDCAT 1000 1000cc		
WILDCAT SPORT, WILDCAT TRAIL 700cc			0812034			0470942		
0812034	Lube... 7937		<b>2015</b>			<b>2012-2011</b>		
WILDCAT X 951cc			PROWLER 550 XT 550cc			PROWLER 550 XT 550cc		
0812034 0470942	Lube... 7937 Air... N/A		0470834	Lube... 7937 Air... 200781		0470558	Lube... 7937 Air... 200792	
WILDCAT XX 998CC			PROWLER 700 695cc			PROWLER 700 695cc		
0812130 652091	Lube... 1358 Air... N/A		0470834	Lube... 7937 Air... 200781		0470558	Lube... 7937 Air... 200792	
<b>2018</b>			PROWLER 1000 XTZ 951cc			PROWLER 1000 XTZ 1000cc		
PROWLER 500 443cc			PROWLER HDX 500 443cc			0470558		
0812034 3307505	Lube... 7937 Air... N/A		0470834			PROWLER HDX 700 695cc		
			Lube... 7937 Air... 200781			Lube... 7937 Air... 200792		
WILDCAT SPORT, WILDCAT TRAIL 700cc			0470834			Lube... 7937		
0812034	Lube... 7937		Lube... 7937 Air... 200781			Lube... 7937		

*Italicized Part Numbers May Not Be Available.*

Las piezas con números en *italicas* pueden no estar disponibles.  
Les numéros de pièce en *italiques* peuvent ne pas être disponibles.



Utility Vehicles

ARCTIC CAT — BOBCAT

Make, Model, Engine Marque, Modèle, Moteur Marca, Modelo, Motor	Serv. Type	Part No. N° de pieza N° de pièce	Make, Model, Engine Marque, Modèle, Moteur Marca, Modelo, Motor	Serv. Type	Part No. N° de pieza N° de pièce	Make, Model, Engine Marque, Modèle, Moteur Marca, Modelo, Motor	Serv. Type	Part No. N° de pieza N° de pièce
<b>2012-2011 (Cont'd/Suite)</b>			<b>2016-2015</b>			<b>2012-2011 (Cont'd/Suite)</b>		
PROWLER HDX 700 695cc (Cont'd/Suite) 0470558	Air . . . .	200792	5600 TOOLCAT w / Kubota 61HP V2003T (Interim Tier IV) Diesel Engine			7016382 7016381 7016379	Air . . . . Air . . . . Fuel . . . .	N/A N/A N/A
<b>2010-2009</b>						3400 (DIESEL) 903cc Diesel Engine		
PROWLER 550 XT 550cc 0470558	Lube . . . . Air . . . . .	7937 200792	6666333 Outer 6666334 Inner		Lube . . . . Air . . . . . F/W Sep. 3192 <sup>53</sup> Hyd . . . . . Trans. . . . .	7016378 7016038 7016379	Lube . . . . Br. . . . . Air . . . . . Fuel . . . . .	1358 <sup>53</sup> N/A N/A N/A
PROWLER 700 695cc 0470558	Lube . . . . Air . . . . .	7937 200792	6516722 6668819			3400 (GAS) 498cc Gas Engine		
<b>2008</b>			<b>2014</b>			3400XL (DIESEL) 904cc Diesel Engine		
PROWLER 1000 XTZ 1000cc 0470558	Lube . . . . Air . . . . .	7937 200792	5600 TOOLCAT w / Kubota 61HP V2003T (Interim Tier IV) Diesel Engine		Lube . . . . Air . . . . . F/W Sep. 3192 <sup>53</sup> Hyd . . . . . Hyd . . . . .	7016378 7016038 7016379	Lube . . . . Br. . . . . Air . . . . . Fuel . . . . .	1358 <sup>53</sup> N/A N/A N/A
PROWLER 700 695cc 0470558	Lube . . . . Air . . . . .	7937 200792	6666333 Outer 6666334 Inner		Lube . . . . Air . . . . . F/W Sep. 3192 <sup>53</sup> Hyd . . . . . Hyd . . . . .	7016378 7016038 6988961	Lube . . . . Br. . . . . Air . . . . . Fuel . . . . .	1358 <sup>53</sup> N/A N/A N/A
<b>ARGO</b>			<b>2013</b>			3400XL (GAS) 498cc Gas Engine		
<b>2019-2015</b>			3200 455cc Gas Engine			5600 TOOLCAT w / Kubota 61HP V2003T (Interim Tier IV) Diesel Engine		
CENTAUR 950 DT 8X8 L3 .958L 958CC 58CID Turbo Diesel 820314 820263	Lube . . . . Air . . . . .	1394 <sup>53</sup> 6449	7018608 7016378 7016382 7016381 7016379		Lube . . . . Br. . . . . Air . . . . . Air . . . . . Fuel . . . . .	7016378 7016038 7016379	Lube . . . . Br. . . . . Air . . . . . Fuel . . . . .	1358 <sup>53</sup> N/A N/A N/A N/A
<b>ASV</b>			3400 (DIESEL) 903cc Diesel Engine			3400XL (DIESEL) 904cc Diesel Engine		
2800 TRACK TRUCK w / Isuzu 4JB1 Engine 0301349 0302302	Lube . . . . Air . . . . . Fuel . . . . .	1523 2222 3386 <sup>53</sup>	7016378 7016038 7016379		Lube . . . . Br. . . . . Air . . . . . Fuel . . . . .	6666333 Outer 6666334 Inner 6516722 6668819	Lube . . . . Air . . . . . Air . . . . . F/W Sep. 3192 <sup>53</sup> Hyd . . . . . Hyd . . . . .	1592 6489 6490 N/A N/A 1553 1494
0300649	Fuel . . . .	R03D10C(3)	3400 (GAS) 498cc Gas Engine			5610 TOOLCAT w / Kubota 61HP V2003T (Interim Tier IV) Diesel Engine		
SCOUT SC50 w / Perkins 404C-22 Engine 200377 200340 (Inner) 200339 (Outer) 200213 0200204 In-Tank	Lube . . . . Air . . . . . Air . . . . . Fuel . . . . . Hyd . . . . .	1348 <sup>53</sup> 6490 6489 3166 <sup>53</sup> R19C10GB	7016378 7016038 7016379		Lube . . . . Br. . . . . Air . . . . . Fuel . . . . .	6675517 6983021 (Outer) 6983022 (Inner) 6727140 6516722 6668819	Lube . . . . Air . . . . . Air . . . . . F/W Sep. 3192 <sup>53</sup> Cab. Air . . . . Hyd . . . . . Hyd . . . . .	1521 9218 9427 N/A 1553 1494
ST50 w / Perkins 404C-22 Engine 200377 2052455 Inner 2052454 Outer 200213 0200204 In-Tank	Lube . . . . Air . . . . . Air . . . . . Fuel . . . . . Hyd . . . . .	1348 <sup>53</sup> 9427 9218 3166 <sup>53</sup> R19C10GB	7016378 7016038 6988961		Lube . . . . Br. . . . . Air . . . . . Fuel . . . . .	<b>2010</b>		
<b>BOBCAT</b>			3400XL (GAS) 498cc Gas Engine			2100, 2100S 400cc Kawasaki 13 HP Gas Engine		
<b>2022-2019</b>			3600 903cc Diesel Engine			1016467 1015426 102003201		
UV34 Diesel UTV 899CC 7368909 6672467 6988961	Lube . . . . Air . . . . . F/W Sep. N/A	N/A 6438 N/A	7027718 6988961 6686926		Lube . . . . Air . . . . . Fuel . . . . . Hyd . . . . .	102827901 6672467 102434701	Lube . . . . Air . . . . . Air . . . . . Fuel . . . . .	1394 <sup>53</sup> 6139 N/A
UV34 Gas UTV 999CC 7017416 7016382 6672467 7016379	Lube . . . . Air . . . . . Air . . . . . Fuel . . . . .	1358 <sup>53</sup> N/A 6438 N/A	7025283 7027718 6988961 6686926		Lube . . . . Air . . . . . Air . . . . . Fuel . . . . . Hyd . . . . .	1016467 6672467 102434701	Lube . . . . Air . . . . . Air . . . . . Fuel . . . . .	1394 <sup>53</sup> 6438 <sup>55</sup> 6438NP <sup>479</sup> N/A
UV34XL Diesel UTV 899CC 7368909 6672467 6988961	Lube . . . . Air . . . . . F/W Sep. N/A	N/A 6438 N/A	5600 TOOLCAT w / Kubota 61HP V2003T (Interim Tier IV) Diesel Engine			2200 w / Kawasaki 13 HP Gas Engine		
UV34XL Gas UTV 999CC 7017416 7016382 6672467 7016379	Lube . . . . Air . . . . . Air . . . . . Fuel . . . . .	1358 <sup>53</sup> N/A 6438 N/A	6666333 Outer 6666334 Inner 6516722 6668819		Lube . . . . Air . . . . . F/W Sep. 3192 <sup>53</sup> Hyd . . . . . Hyd . . . . .	102434701	Lube . . . . Air . . . . . Air . . . . . F/W Sep. 3192 <sup>53</sup> Fuel . . . . .	7141 6438 <sup>55</sup> 6438NP <sup>479</sup> N/A
<b>2012-2011</b>			3200 455cc Gas Engine			2300 w / Kubota 20 HP Diesel Engine		
			7018608 7016378		Lube . . . . Br. . . . .	6671057 6672467 102434701	Lube . . . . Air . . . . . Air . . . . . F/W Sep. 3192 <sup>53</sup> Fuel . . . . .	1592 N/A
5600 TOOLCAT w / Kubota 61HP V2003T (Interim Tier IV) Diesel Engine			3200 455cc Gas Engine			5600 TOOLCAT w / Kubota 61HP V2003T (Interim Tier IV) Diesel Engine		
			7018608 7016378		Lube . . . . Br. . . . .		Lube . . . .	1592

N/A = Not Available N/R = Not Required N/S = Not Serviceable See pages 13-16 for footnotes  
 N/A = Non disponible N/R = Non nécessaire N/S = Non réparable Voir pages 13-16 pour des notes  
 N/A = No disponible N/R = No requiere N/S = No servible Ver las páginas 13-16 para las notas al pie de página

UTILITY VEHICLES



BOBCAT — CAN-AM

Utility Vehicles

Make, Model, Engine Marque, Modèle, Moteur Marca, Modelo, Motor	Serv. Type	Part No. N° de pieza N° de pièce	Make, Model, Engine Marque, Modèle, Moteur Marca, Modelo, Motor	Serv. Type	Part No. N° de pieza N° de pièce	Make, Model, Engine Marque, Modèle, Moteur Marca, Modelo, Motor	Serv. Type	Part No. N° de pieza N° de pièce	
2010 (Cont'd/Suite) 5600 TOOLCAT w / Kubota 61HP V2003T (Interim Tier IV) Diesel Engine (Cont'd/Suite)			2008 (Cont'd/Suite)			2022 (Cont'd/Suite)			
6666333 Outer	Air . . . .	6489	102434701	Fuel . . . .	N/A	715900394	Air . . . .	9295	
6666334 Inner	Air . . . .	6490	2200 719cc Kubota D722 Diesel Engine	6671057	Lube . . . .	7141	420256188	Lube . . . .	100090
6516722	F/W Sep.	3192 <sup>53</sup>		6672467	Air . . . .	6438 <sup>55</sup>	715900394	Air . . . .	9295
6668819	Hyd . . . .	1553			Air . . . .	6438NP <sup>479</sup>			
	Hyd . . . .	1494			F/W Sep.	3192 <sup>53</sup>			
5610 TOOLCAT w / Kubota 61HP V2003T (Interim Tier IV) Diesel Engine			2200 w / Kawasaki 13 HP Gas Engine			Defender MAX 650CC			
6675517	Lube . . . .	1521	1016467	Lube . . . .	1394 <sup>53</sup>	420256188	Lube . . . .	100090	
6983021 (Outer)	Air . . . .	9218	6672467	Air . . . .	6438 <sup>55</sup>	715900394	Air . . . .	9295	
6983022 (Inner)	Air . . . .	9427	102434701	Air . . . .	6438NP <sup>479</sup>				
6727140	F/W Sep.	3192 <sup>53</sup>			Fuel . . . .	N/A			
6516722	Cab. Air .	N/A	2300 w / Kubota 20 HP Diesel Engine	6671057	Lube . . . .	7141	420256188	Lube . . . .	100090
6668819	Hyd . . . .	1553		6672467	Air . . . .	6438 <sup>55</sup>	715900394	Air . . . .	9295
	Hyd . . . .	1494			Air . . . .	6438NP <sup>479</sup>			
					F/W Sep.	3192 <sup>53</sup>			
					Fuel . . . .	N/A			
<b>2009</b>									
2100, 2100S 400cc Kawasaki 13 HP Gas Engine			5600 TOOLCAT w / Kubota 61HP V2003T (Interim Tier IV) Diesel Engine			Defender, Defender 6x6 DPS, Defender 6x6 XT 976cc			
1016467	Lube . . . .	1394 <sup>53</sup>		6666333 Outer	Lube . . . .	1592	420256188	Lube . . . .	100090
1015426	Air . . . .	6139		6666334 Inner	Air . . . .	6489	715900394	Air . . . .	9295
102003201	Fuel . . . .	N/A		6516722	F/W Sep.	3192 <sup>53</sup>			
				6668819	Hyd . . . .	1553			
					Hyd . . . .	1494			
2200 719cc Kubota D722 Diesel Engine			5610 TOOLCAT w / Kubota 61HP V2003T (Interim Tier IV) Diesel Engine			Maverick Sport DPS, Maverick Sport MAX DPS, Maverick Sport X MR, Maverick Sport X RC, Maverick Sport X XC 976cc			
6671057	Lube . . . .	7141		6675517	Lube . . . .	1521	420256188	Lube . . . .	100090
6672467	Air . . . .	6438 <sup>55</sup>		6983021 (Outer)	Air . . . .	9218	715900422	Air . . . .	N/A
	Air . . . .	6438NP <sup>479</sup>		6983022 (Inner)	Air . . . .	9427			
	F/W Sep.	3192 <sup>53</sup>			F/W Sep.	3192 <sup>53</sup>			
					Cab. Air .	N/A			
					Hyd . . . .	1553			
					Hyd . . . .	1494			
2200 w / Kawasaki 13 HP Gas Engine			<b>BOMBARDIER</b>						
1016467	Lube . . . .	1394 <sup>53</sup>	2014-2011						
6672467	Air . . . .	6438 <sup>55</sup>	COMMANDER 1000 976cc Engine						
102434701	Air . . . .	6438NP <sup>479</sup>		707800327	Lube . . . .	100090	420956123	Lube . . . .	400680
	Fuel . . . .	N/A		709000330	Air . . . .	N/A	715900422	Air . . . .	N/A
				709000389	Fuel . . . .	N/A			
					Pre-Fuel	N/A			
2300 w / Kubota 20 HP Diesel Engine			<b>CAN-AM</b>						
6671057	Lube . . . .	7141	2022						
6672467	Air . . . .	6438 <sup>55</sup>	Commander DPS 700 650CC						
	Air . . . .	6438NP <sup>479</sup>		420256188	Lube . . . .	100090	420956123	Lube . . . .	400680
	F/W Sep.	3192 <sup>53</sup>		715900394	Air . . . .	9295	715900422	Air . . . .	N/A
5600 TOOLCAT w / Kubota 61HP V2003T (Interim Tier IV) Diesel Engine			<b>2021</b>						
6666333 Outer	Air . . . .	6489	COMMANDER 1000 976cc						
6666334 Inner	Air . . . .	6490		420256188	Lube . . . .	100090	420956123	Lube . . . .	400680
6516722	F/W Sep.	3192 <sup>53</sup>		715900422	Air . . . .	N/A	715900422	Air . . . .	N/A
6668819	Hyd . . . .	1553							
	Hyd . . . .	1494							
5610 TOOLCAT w / Kubota 61HP V2003T (Interim Tier IV) Diesel Engine									
6675517	Lube . . . .	1521							
6983021 (Outer)	Air . . . .	9218							
6983022 (Inner)	Air . . . .	9427							
	F/W Sep.	3192 <sup>53</sup>							
	Cab. Air .	N/A							
	Hyd . . . .	1553							
	Hyd . . . .	1494							
<b>2008</b>									
2100, 2100S 400cc Kawasaki 13 HP Gas Engine									
1016467	Lube . . . .	1394 <sup>53</sup>							
1015426	Air . . . .	6139							
102003201	Fuel . . . .	N/A							
2200 680cc Honda GX620 Gas Engine									
102827901	Lube . . . .	N/A							
6672467	Air . . . .	6438 <sup>55</sup>							
	Air . . . .	6438NP <sup>479</sup>							

Italicized Part Numbers May Not Be Available.

Las piezas con números en *italicas* pueden no estar disponibles.  
Les numéros de pièce en *italiques* peuvent ne pas être disponibles.



Utility Vehicles

CAN-AM

Make, Model, Engine Marque, Modèle, Moteur Marca, Modelo, Motor	Serv. Type	Part No. N° de pieza N° de pièce	Make, Model, Engine Marque, Modèle, Moteur Marca, Modelo, Motor	Serv. Type	Part No. N° de pieza N° de pièce	Make, Model, Engine Marque, Modèle, Moteur Marca, Modelo, Motor	Serv. Type	Part No. N° de pieza N° de pièce
2021 (Cont'd/Suite)			2019 (Cont'd/Suite)			2017 (Cont'd/Suite)		
Maverick Sport DPS, Maverick Sport MAX DPS, Maverick Sport X MR, Maverick Sport X RC, Maverick Sport X XC 976cc			715900394	Air . . . .	9295	707800327	Air . . . .	N/A
420256188 715900422	Lube . . . Air . . . .	100090 N/A	MAVERICK TRAIL 1000 EFI 976cc			COMMANDER DPS 1000 976cc		
			420256188 715900394	Lube . . . Air . . . .	100090 9295	420256188 707800327 709000330	Lube . . . Air . . . . Fuel . . . .	100090 N/A N/A
MAVERICK TRAIL 800R EFI 799CC			<b>2018</b>			COMMANDER LIMITED 1000 976cc		
420256188 715900394	Lube . . . Air . . . .	100090 9295	COMMANDER 800R, COMMANDER DPS 800R 800cc			420256188 707800327 709000330	Lube . . . Air . . . . Fuel . . . .	100090 N/A N/A
MAVERICK TRAIL 1000 EFI 976cc			COMMANDER DPS 1000 976cc			COMMANDER MAX DPS 800R 800cc		
420256188 715900394	Lube . . . Air . . . .	100090 9295	420256188 707800327 709000330	Lube . . . Air . . . . Fuel . . . .	100090 N/A N/A	420256188 707800327	Lube . . . Air . . . .	100090 N/A
<b>2020</b>			COMMANDER LIMITED 1000			COMMANDER MAX DPS 1000, COMMANDER MAX LIMITED 1000, COMMANDER MAX XT 1000 976cc		
COMMANDER 800 799CC			420256188 707800327	Lube . . . Air . . . .	100090 N/A	420256188 707800327	Lube . . . Air . . . .	100090 N/A
COMMANDER 1000 976cc			COMMANDER MAX 1000R 976cc			COMMANDER XT 800R 800cc		
420256188 707800327	Lube . . . Air . . . .	100090 N/A	420256188 707800327 709000330	Lube . . . Air . . . . Fuel . . . .	100090 N/A N/A	420256188 707800327	Lube . . . Air . . . .	100090 N/A
DEFENDER HD5 427CC			DEFENDER HD10 976cc			COMMANDER XT 1000, COMMANDER XT-P 1000 976cc		
420256188 715900394	Lube . . . Air . . . .	100090 9295	420256188 715900394 709000330	Lube . . . Air . . . . Fuel . . . .	100090 9295 N/A	420256188 707800327	Lube . . . Air . . . .	100090 N/A
DEFENDER HD8 799CC			DEFENDER HD8 800cc			DEFENDER DPS HD8 800cc		
420256188 715900394	Lube . . . Air . . . .	100090 9295	420256188 715900394 709000330	Lube . . . Air . . . . Fuel . . . .	100090 9295 N/A	420256188 715900394	Lube . . . Air . . . .	100090 9295
DEFENDER HD10, MAVERICK 1000, Maverick Sport 976cc			DEFENDER HD10, DEFENDER HD10 XMR, DEFENDER HD10 XTP 976cc			DEFENDER HD8 800cc		
420256188 715900394	Lube . . . Air . . . .	100090 9295	420256188 715900394 709000330	Lube . . . Air . . . . Fuel . . . .	100090 9295 N/A	420256188 715900394 709000330	Lube . . . Air . . . . Fuel . . . .	100090 9295 N/A
Maverick Sport DPS, Maverick Sport MAX DPS, Maverick Sport X MR, Maverick Sport X RC, Maverick Sport X XC 976cc			Defender MAX HD8 DPS 800cc			DEFENDER HD10, Defender HD10 Mossy Oak Hunting Edition 976cc		
420256188 715900422	Lube . . . Air . . . .	100090 N/A	420256188 715900394 709000330	Lube . . . Air . . . . Fuel . . . .	100090 9295 N/A	420256188 715900394	Lube . . . Air . . . .	100090 9295
MAVERICK TRAIL 800R EFI 799CC			Defender MAX HD10 DPS 976cc			DEFENDER XT HD8 800cc		
420256188 715900394	Lube . . . Air . . . .	100090 9295	420256188 715900394 709000330	Lube . . . Air . . . . Fuel . . . .	100090 9295 N/A	420256188 715900394	Lube . . . Air . . . .	100090 9295
MAVERICK TRAIL 1000 EFI 976cc			DEFENDER MAX LONE STAR ED			DEFENDER MAX HD10 DPS, Defender MAX HD10 XT, DEFENDER XT CAB HD10 976cc		
420256188 715900394	Lube . . . Air . . . .	100090 9295	420256188 715900394 709000330	Lube . . . Air . . . . Fuel . . . .	100090 9295 N/A	420256188 715900394	Lube . . . Air . . . .	100090 9295
<b>2019</b>			MAVERICK 1000, MAVERICK 1000R, MAVERICK MAX 1000 976cc			DEFENDER XT HD8 800cc		
COMMANDER 800 799CC			420256188 715900394	Lube . . . Air . . . .	100090 9295	420256188 715900394	Lube . . . Air . . . .	100090 9295
COMMANDER 1000 976cc			420256188 707800327	Lube . . . Air . . . .	100090 N/A	420256188 715900394	Lube . . . Air . . . .	100090 9295
DEFENDER HD5 427CC			MAVERICK X3 MAX TURBO, MAVERICK X3 TURBO R - XRC 900cc			MAVERICK 1000, MAVERICK 1000R 976cc		
420256188 715900394	Lube . . . Air . . . .	100090 9295	420256188 707800327 709000330	Lube . . . Air . . . . Fuel . . . .	100090 N/A N/A	420256188 707800327 709000330	Lube . . . Air . . . . Fuel . . . .	100090 N/A N/A
DEFENDER HD8 799CC			420956123 715900422 709000330	Lube . . . Air . . . . Fuel . . . .	400680 N/A N/A	Maverick 1000R X mr, Maverick 1000R X xc, Maverick 1000R xc DPS, MAVERICK DPS 1000R 976cc		
MAVERICK 1000, Maverick Sport 976cc			<b>2017</b>			420256188 707800327	Lube . . . Air . . . .	100090 N/A
420256188 715900394	Lube . . . Air . . . .	100090 9295	COMMANDER 800R 800cc			420256188 707800327	Lube . . . Air . . . .	100090 N/A
Maverick Sport DPS, Maverick Sport MAX DPS, Maverick Sport X MR, Maverick Sport X RC, Maverick Sport X XC 976cc			Commander 1000 Mossy Oak Hunting Edition 976cc			MAVERICK MAX 1000 976cc		
420256188 715900422	Lube . . . Air . . . .	100090 N/A	420256188 707800327	Lube . . . Air . . . .	100090 N/A	420256188 707800327 709000330	Lube . . . Air . . . . Fuel . . . .	100090 N/A N/A
MAVERICK TRAIL 800R EFI 799CC			COMMANDER DPS 800R 800cc					
420256188	Lube . . .	100090	420256188	Lube . . .	100090			

N/A = Not Available N/R = Not Required N/S = Not Serviceable See pages 13-16 for footnotes  
 N/A = Non disponible N/R = Non nécessaire N/S = Non réparable Voir pages 13-16 pour des notes  
 N/A = No disponible N/R = No requiere N/S = No servible Ver las páginas 13-16 para las notas al pie de página

UTILITY VEHICLES





CAN-AM — CASE/IH

Utility Vehicles

Make, Model, Engine Marque, Modèle, Moteur Marca, Modelo, Motor	Serv. Type	Part No. N° de pieza N° de pièce	Make, Model, Engine Marque, Modèle, Moteur Marca, Modelo, Motor	Serv. Type	Part No. N° de pieza N° de pièce	Make, Model, Engine Marque, Modèle, Moteur Marca, Modelo, Motor	Serv. Type	Part No. N° de pieza N° de pièce
2017 (Cont'd/Suite) Maverick Max 1000R X mr, MAVERICK MAX DPS 1000R 976cc			2016 (Cont'd/Suite) DEFENDER HD8 800cc			2015 (Cont'd/Suite)		
420256188 Lube . . . 100090 707800327 Air . . . . . N/A			420256188 Lube . . . 100090 715900394 Air . . . . . 9295 709000330 Fuel . . . . . N/A			709000330 Fuel . . . . . N/A 709000389 Pre-Fuel N/A		
MAVERICK MAX X DS 1000R 976cc			DEFENDER HD10, DEFENDER XT CAB HD10 976cc			<b>2014</b> COMMANDER 800 800cc		
420256188 Lube . . . 100090 707800327 Air . . . . . N/A 709000330 Fuel . . . . . N/A			420256188 Lube . . . 100090 715900394 Air . . . . . 9295 709000330 Fuel . . . . . N/A			707800327 Lube . . . 100090 709000330 Air . . . . . N/A 709000389 Fuel . . . . . N/A		
Maverick X3 900cc & Calif. Models 1978-80			DEFENDER XT HD8 800cc			COMMANDER 1000, COMMANDER MAX1000, MAVERICK 1000, MAVERICK 1000R, MAVERICK MAX 1000 976cc		
420956123 Lube . . . 400680 715900422 Air . . . . . N/A			420256188 Lube . . . 100090 715900394 Air . . . . . 9295 709000330 Fuel . . . . . N/A			707800327 Lube . . . 100090 709000330 Air . . . . . N/A 709000389 Fuel . . . . . N/A		
MAVERICK X3 MAX TURBO 900cc			DEFENDER XT HD10 976cc			707800327 Lube . . . 100090 709000330 Air . . . . . N/A 709000389 Fuel . . . . . N/A		
420956123 Lube . . . 400680 715900422 Air . . . . . N/A 709000330 Fuel . . . . . N/A			MAVERICK 1000 976cc			<b>2013</b> COMMANDER 800 800cc		
MAVERICK XC 1000R 976cc			420256188 Lube . . . 100090 709000330 Fuel . . . . . N/A			707800327 Lube . . . 100090 709000330 Air . . . . . N/A 709000389 Fuel . . . . . N/A		
420256188 Lube . . . 100090 707800327 Air . . . . . N/A			MAVERICK 1000R, Maverick 1000R Turbo X RS, MAVERICK DPS 1000R, MAVERICK MAX 1000, MAVERICK MAX DPS 1000R 976cc			707800327 Lube . . . 100090 709000330 Air . . . . . N/A 709000389 Fuel . . . . . N/A		
<b>2016</b> COMMANDER 800R 800cc			420256188 Lube . . . 100090 707800327 Air . . . . . N/A 709000330 Fuel . . . . . N/A			707800327 Lube . . . 100090 709000330 Air . . . . . N/A 709000389 Fuel . . . . . N/A		
420256188 Lube . . . 100090 707800327 Air . . . . . N/A 709000330 Fuel . . . . . N/A			MAVERICK MAX TURBO 1000R 976cc			707800327 Lube . . . 100090 709000330 Air . . . . . N/A 709000389 Fuel . . . . . N/A		
Commander 1000 Mossy Oak Hunting Edition 976cc			420256188 Lube . . . 100090			<b>2012-2011</b> COMMANDER 800 800cc		
420256188 Lube . . . 100090 707800327 Air . . . . . N/A 709000330 Fuel . . . . . N/A			420256188 Lube . . . 100090			707800327 Lube . . . 100090 709000330 Air . . . . . N/A 709000389 Fuel . . . . . N/A		
COMMANDER DPS 800R 800cc			MAVERICK MAX X DS 1000R, MAVERICK MAX X RS TURBO 1000R 976cc			707800327 Lube . . . 100090 709000330 Air . . . . . N/A 709000389 Fuel . . . . . N/A		
420256188 Lube . . . 100090 707800327 Air . . . . . N/A 709000330 Fuel . . . . . N/A			420256188 Lube . . . 100090 707800327 Air . . . . . N/A 709000330 Fuel . . . . . N/A			707800327 Lube . . . 100090 709000330 Air . . . . . N/A 709000389 Fuel . . . . . N/A		
COMMANDER DPS 1000 976cc			MAVERICK TURBO 1000R 976cc			COMMANDER 1000 976cc		
420256188 Lube . . . 100090 707800327 Air . . . . . N/A			420256188 Lube . . . 100090			707800327 Lube . . . 100090 709000330 Air . . . . . N/A 709000389 Fuel . . . . . N/A		
COMMANDER LIMITED 1000 976cc			MAVERICK X DS 1000R, MAVERICK X DS TURBO 1000R, MAVERICK X MR DPS 1000R, MAVERICK X XC DPS 1000R, MAVERICK XC 1000R 976cc			<b>CASE/IH</b> <b>2015-2011</b> Scout V2 480cc (29.2 CID) Briggs & Stratton Engine Code Vanguard HSE		
420256188 Lube . . . 100090 707800327 Air . . . . . N/A 709000330 Fuel . . . . . N/A			420256188 Lube . . . 100090 707800327 Air . . . . . N/A 709000330 Fuel . . . . . N/A			CLC103566401 Lube . . . 7035 <sup>53</sup> CLC103566401 Air . . . . . 2359 <sup>155</sup> 272490S Air . . . . . 2359FR <sup>260</sup> Wrap . . . . . N/A 2505022S In-Line Fuel . . . . . 600467		
COMMANDER MAX DPS 800R 800cc			<b>2015</b> COMMANDER 800 800cc			Scout XL L3 719cc (43.8 CID) Kubota Diesel Engine Code D722		
420256188 Lube . . . 100090			707800327 Lube . . . 100090 709000330 Air . . . . . N/A 709000389 Fuel . . . . . N/A			CLC102703301 Lube . . . 1064 <sup>53</sup> 87682998 Air . . . . . 6438 <sup>155</sup> Air . . . . . 6438NP <sup>479</sup>		
COMMANDER MAX DPS 1000, COMMANDER MAX LIMITED 1000, COMMANDER MAX XT 1000 976cc			COMMANDER 1000 976cc			CLC102703401 F/W Sep. 3192 <sup>53</sup> 1701232C91 Fuel . . . . . 3032 <sup>7</sup>		
420256188 Lube . . . 100090 707800327 Air . . . . . N/A 709000330 Fuel . . . . . N/A			COMMANDER MAX1000 976cc			Scout XL V2 675cc (461 CID) Kawasaki Engine Code FH680D		
COMMANDER XT 800R 800cc			709000330 Lube . . . 100090 709000389 Fuel . . . . . N/A			49065-2078 Lube . . . 1394 <sup>53</sup> 87682998 Air . . . . . 6438 <sup>155</sup> 490197001 Air . . . . . 6438NP <sup>479</sup> Fuel . . . . . N/A		
420256188 Lube . . . 100090 707800327 Air . . . . . N/A 709000330 Fuel . . . . . N/A			COMMANDER XT 1000 976cc			<b>2010-2009</b> Scout V2 480cc (29.2 CID) Briggs & Stratton Engine Code Vanguard HSE		
COMMANDER XT 1000, COMMANDER XT-P 1000 976cc			DEFENDER HD5			CLC103566401 Lube . . . 7035 <sup>53</sup> CLC103566401 Air . . . . . 2359 <sup>155</sup>		
420256188 Lube . . . 100090 707800327 Air . . . . . N/A 709000330 Fuel . . . . . N/A			420256188 Lube . . . 100090 715900394 Air . . . . . 9295 709000330 Fuel . . . . . N/A					
DEFENDER DPS HD8 800cc			MAVERICK 1000, MAVERICK 1000R, MAVERICK MAX 1000 976cc					
420256188 Lube . . . 100090 715900394 Air . . . . . 9295 709000330 Fuel . . . . . N/A			707800327 Lube . . . 100090 709000330 Air . . . . . N/A					
DEFENDER DPS HD10 976cc								
420256188 Lube . . . 100090 715900394 Air . . . . . 9295 709000330 Fuel . . . . . N/A								

*Italicized Part Numbers May Not Be Available.*

Las piezas con números en *italicas* pueden no estar disponibles.  
Les numéros de pièce en *italiques* peuvent ne pas être disponibles.



Utility Vehicles

CASE/IH — CLUB CAR-GOLF

Make, Model, Engine Marque, Modèle, Moteur Marca, Modelo, Motor	Serv. Type	Part No. N° de pieza N° de pièce	Make, Model, Engine Marque, Modèle, Moteur Marca, Modelo, Motor	Serv. Type	Part No. N° de pieza N° de pièce	Make, Model, Engine Marque, Modèle, Moteur Marca, Modelo, Motor	Serv. Type	Part No. N° de pieza N° de pièce
2010-2009 (Cont'd/Suite) Scout V2 480cc (29.2 CID) Briggs & Stratton Engine Code Vanguard HSE (Cont'd/Suite)			2021 (Cont'd/Suite) ZFORCE 800 EX, ZFORCE 800 TRAIL 800cc			2017 (Cont'd/Suite)		
						0800-112000-00001		
272490S 2505022S In-Line			0800-011300-00030 0800-112000-10000			UFORCE 800 800cc		
						0800-011300-00030 0800-112000-10000		
Scout XL L3 719cc (43.8 CID) Kubota Diesel Engine Code D722			ZFORCE 950 963CC			ZFORCE 500 TRAIL 495CC		
						0800-011300-00030 0JYA-111130-10000		
CLC102703301 87682998			2020			ZFORCE 800 EX 800cc		
						0800-011300-00030 0800-112000-10000		
CLC102703401 1701232C91			UFORCE 500 495CC			ZFORCE 800 TRAIL 800cc		
						0800-011300-00030 0800-112000-00001		
Scout XL V2 675cc (46.1 CID) Kawasaki Engine Code FH680D			UFORCE 800 800cc			0800-011300-00030 0800-112000-10000		
						0800-011300-00030 0800-112000-10000		
49065-2078 87682998			UFORCE 1000 963CC			2016		
						0800-011300-00030 0800-112000-00001		
490197001			ZFORCE 500 TRAIL 495CC			UFORCE 500 495CC		
						0800-011300-00030 0800-112000-00001		
<b>CATERPILLAR</b>			ZFORCE 800 EX, ZFORCE 800 TRAIL 800cc			UFORCE 800 800cc		
CUV82, CUV85 L3 .8L						0800-011300-00030 0800-112000-10000		
560-7613 561-6538 Outer 561-6539 Inner			ZFORCE 950 963CC			ZFORCE 500 TRAIL 495CC		
						0800-011300-00030 0800-112000-10000		
CUV102D, CUV105D L3 1L Diesel			2019			2015		
						0800-011300-00030 0800-112000-10000		
562-0328 561-6538 Outer 561-6539 Inner 562-0276			UFORCE 500 495CC			UFORCE 500 495CC		
						0800-011300-00030 0800-112000-00001		
<b>CFMOTO</b>			ZFORCE 800 EX, ZFORCE 800 TRAIL 800cc			UFORCE 800 800cc		
2022						0800-011300-00030 0800-112000-10000		
UFORCE 600 580CC			UFORCE 800 800cc			ZFORCE 500 TRAIL 495CC		
						0800-011300-00030 0800-112000-10000		
UFORCE 800 800cc			UFORCE 1000 963CC			ZFORCE 800 EX, ZFORCE 800 TRAIL 800cc		
						0800-011300-00030 0800-112000-10000		
UFORCE 1000, UFORCE 1000XL 963CC			ZFORCE 500 TRAIL 495CC			2014		
						0800-011300-00030 0JYA-111130-10000		
ZFORCE 500 TRAIL 495CC			ZFORCE 800 EX, ZFORCE 800 TRAIL 800cc			UFORCE 800 800cc		
						0800-011300-00030 0800-112000-10000		
ZFORCE 800 EX, ZFORCE 800 TRAIL 800cc			ZFORCE 1000 963CC			0800-011300-00030 0800-112000-00001		
						0800-011300-00030 0800-112000-10000		
ZFORCE 950 HO EX, ZFORCE 950 HO SPORT 963CC			UFORCE 500 495CC			2018		
						0800-011300-00030 0JYA-111130-10000		
2021			UFORCE 800 800cc			CLUB CAR-GOLF		
						0800-011300-00030 0800-112000-00001		
UFORCE 500 495CC			ZFORCE 500 TRAIL 495CC			2014-2011		
						0800-011300-00030 0800-112000-10000		
UFORCE 600 495CC			ZFORCE 800 EX, ZFORCE 800 TRAIL 800cc			XRT1550 GAS 675cc Kawasaki 20.1 HP Engine		
						0800-011300-00030 0800-112000-10000		
UFORCE 800 800cc			ZFORCE 1000 963CC			490657010 87300179		
						0800-011300-00030 0800-112000-10000		
UFORCE 1000 963CC			2017			2010		
						0800-011300-00030 0JYA-111130-10000		
ZFORCE 500 TRAIL 495CC			UFORCE 500 495CC			XRT1550 DIESEL 719cc Kubota 20 HP Diesel Engine		
						0800-011300-00030 0800-112000-10000		
0800-011300-00030 0800-112000-10000			0800-011300-00030 0800-112000-10000			102703301 87300179		
						0800-011300-00030 0800-112000-10000		
0800-011300-00030 0800-112000-10000			0800-011300-00030 0800-112000-10000			102703401 1701232C91		
						0800-011300-00030 0800-112000-10000		
0800-011300-00030 0800-112000-10000			0800-011300-00030 0800-112000-10000			XRT1550 GAS 675cc Kawasaki 20.1 HP Engine		
						0800-011300-00030 0800-112000-10000		

N/A = Not Available N/R = Not Required N/S = Not Serviceable See pages 13-16 for footnotes  
 N/A = Non disponible N/R = Non nécessaire N/S = Non réparable Voir pages 13-16 pour des notes  
 N/A = No disponible N/R = No requiere N/S = No servible Ver las páginas 13-16 para las notas al pie de página

UTILITY VEHICLES



CLUB CAR-GOLF — HONDA

Utility Vehicles

Make, Model, Engine Marque, Modèle, Moteur Marca, Modelo, Motor	Serv. Type	Part No. N° de pieza N° de pièce	Make, Model, Engine Marque, Modèle, Moteur Marca, Modelo, Motor	Serv. Type	Part No. N° de pieza N° de pièce	Make, Model, Engine Marque, Modèle, Moteur Marca, Modelo, Motor	Serv. Type	Part No. N° de pieza N° de pièce
2010 (Cont'd/Suite)			2007 (Cont'd/Suite)			2017 (Cont'd/Suite)		
XRT1550 GAS 675cc Kawasaki 20.1 HP Engine (Cont'd/Suite)			2405002 In-Line	Fuel . . .	3031	STRIKE 550 546CC		
87300179	Air . . . . .	6438 <sup>155</sup>	6X4 w / Kohler 20 HP Engine			P003000152000000 P1120001722A0000	Lube . . .	N/A
2505022 In-Line	Air . . . . .	6438NP <sup>479</sup>	1205008	Lube . . .	1056 <sup>53</sup>		Air . . . . .	N/A
	Fuel . . . . .	600467	4708303	Air . . . . .	2297	STRIKE 1000 CREW EPS, STRIKE 1000 EPS 976CC		
XRT950 w / Briggs & Stratton 14HP Gas Engine			2408302 (Wrap)	Air . . . . .	NA or	15200-010-0000 P3110011722A0000	Lube . . .	N/A
103566401	Lube . . .	7035 <sup>53</sup>	2408303	Air . . . . .	2444		Air . . . . .	N/A
1035564 (Std.)	Air . . . . .	2359 <sup>155</sup>	2408305 (Wrap)	Air . . . . .	N/A			
1035564 (Std.)	Air . . . . .	2359FR <sup>360</sup>	2405002 In-Line	Fuel . . .	3031			
1025582 (HD Option)	Air . . . . .	6449 <sup>155</sup>				<b>2016</b>		
1025582 (HD Option)	Air . . . . .	6449FR <sup>360</sup>	BIG COUNTRY 4X2 w / Honda 20 HP Engine			HS 400 400cc		
394018S	Wrap . . . . .	2359 <sup>155</sup>				152000030000	Lube . . .	N/A
490197001 In-Line	Wrap . . . . .	2359FR <sup>360</sup>	BIG COUNTRY 4X2 w / Kohler 18 HP Engine					
	Fuel . . . . .	N/A	1205008	Lube . . .	1056 <sup>53</sup>	HS 500 500cc		
XRT1550 GAS 675cc Kawasaki 20.1 HP Engine			BIG COUNTRY 6X4 w / Honda 20 HP Engine			152000030000	Lube . . .	N/A
490657010	Lube . . .	1394 <sup>53</sup>						
87300179	Air . . . . .	6438 <sup>155</sup>				SECTOR 250 229cc		
2505022 In-Line	Air . . . . .	6438NP <sup>479</sup>				15200-003-0000 P1120001722A0000	Lube . . .	N/A
	Fuel . . . . .	600467					Air . . . . .	N/A
XRT1550 GAS w / Kawasaki 24HP Gas Engine			<b>Hi-SUN</b>			SECTOR 450 450cc		
490657010	Lube . . .	1394 <sup>53</sup>	<b>2022-2018</b>					
87300179	Air . . . . .	6438 <sup>155</sup>				P003000152000000 P1120001722A0000	Lube . . .	N/A
2505022 In-Line	Air . . . . .	6438NP <sup>479</sup>					Air . . . . .	N/A
	Fuel . . . . .	600467				SECTOR 550 550cc		
<b>CUB CADET</b>			HS 400 400cc			P003000152000000 P1120001722A0000	Lube . . .	N/A
<b>2013-2009</b>			152000030000	Lube . . .	N/A		Air . . . . .	N/A
VOLUNTEED D w / Yanmar Diesel Engine			HS 500 500cc			SECTOR 1000 CREW EPS, SECTOR 1000 EPS 1000cc		
75904027	Lube . . .	1358 <sup>53</sup>	152000030000	Lube . . .	N/A	15200-010-0000 17104-119E-0000	Lube . . .	N/A
	Fuel . . . . .	N/A	SECTOR 250 229cc				Air . . . . .	N/A
VOLUNTEER w / Kohler 20 HP Engine			15200-003-0000 P1120001722A0000	Lube . . .	N/A	SECTOR 450 450cc		
In-Line	Lube . . .	1056 <sup>53</sup>	SECTOR 450 450cc			P003000152000000 P1120001722A0000	Lube . . .	N/A
	Fuel . . . . .	3031	P003000152000000 P1120001722A0000	Lube . . .	N/A		Air . . . . .	N/A
VOLUNTEER EFI w / Kohler EFI Engine			SECTOR 550 550cc			SECTOR 550 550cc		
1205008	Lube . . .	1056 <sup>53</sup>	P003000152000000 P1120001722A0000	Lube . . .	N/A	HS 400 400cc		
	Fuel . . . . .	3310	SECTOR 1000 CREW EPS, SECTOR 1000 EPS 1000cc	Air . . . . .	N/A	152000030000	Lube . . .	N/A
<b>2008</b>			15200-010-0000 17104-119E-0000	Lube . . .	N/A	HS 500 500cc		
VOLUNTEED D w / Yanmar Diesel Engine			STRIKE 250 229cc			152000030000	Lube . . .	N/A
75904027	Lube . . .	1358 <sup>53</sup>	P003000152000000 P1120001722A0000	Lube . . .	N/A			
	Fuel . . . . .	N/A	SECTOR 250 229cc			SECTOR 450 450cc		
VOLUNTEER w / Kohler 20 HP Engine			SECTOR 450 450cc			P003000152000000 17104-119E-0000	Lube . . .	N/A
In-Line	Lube . . .	1056 <sup>53</sup>	SECTOR 550 550cc				Air . . . . .	N/A
	Fuel . . . . .	3031	P003000152000000 P1120001722A0000	Lube . . .	N/A	SECTOR 550 550cc		
VOLUNTEER EFI w / Kohler EFI Engine			SECTOR 1000 CREW EPS, SECTOR 1000 EPS 1000cc	Air . . . . .	N/A	P003000152000000 P1120001722A0000	Lube . . .	N/A
1205008	Lube . . .	1056 <sup>53</sup>	15200-010-0000 17104-119E-0000	Lube . . .	N/A		Air . . . . .	N/A
	Fuel . . . . .	3310	STRIKE 250 229cc			SECTOR 1000 1000cc		
<b>2007</b>			P003000152000000 P1120001722A0000	Lube . . .	N/A	15200-010-0000 17104-119E-0000	Lube . . .	N/A
4X2 w / Kohler 20 HP Engine			SECTOR 550 550cc				Air . . . . .	N/A
1205008	Lube . . .	1056 <sup>53</sup>	P003000152000000 P1120001722A0000	Lube . . .	N/A	SECTOR 550 550cc		
4708303	Air . . . . .	2297	SECTOR 1000 CREW EPS, SECTOR 1000 EPS 1000cc	Air . . . . .	N/A	HS 400 400cc		
2408302	Air . . . . .	NA or	15200-010-0000 P3110011722A0000	Lube . . .	N/A	152000030000	Lube . . .	N/A
2408303	Air . . . . .	2444	HS 400 400cc					
2408305 (Wrap)	Air . . . . .	N/A	152000030000	Lube . . .	N/A	HS 500 500cc		
2405002 In-Line	Fuel . . . . .	3031				152000030000	Lube . . .	N/A
4X4 w / Caterpillar Engine			<b>2017</b>			<b>HONDA</b>		
1504140	Lube . . .	1348 <sup>53</sup>	HS 400 400cc			<b>2022</b>		
4X4 w / Kohler 20 HP Engine			152000030000	Lube . . .	N/A	PIONEER 500 475cc		
1205008	Lube . . .	1056 <sup>53</sup>	SECTOR 250 229cc			15412HM5A10 17254HN1000	Lube . . .	4944
4708303	Air . . . . .	2297	15200-003-0000 P1120001722A0000	Lube . . .	N/A		Air . . . . .	4268
2408302	Air . . . . .	NA or	SECTOR 450 450cc			Pioneer 520 518CC		
2408303	Air . . . . .	2444	P003000152000000 P1120001722A0000	Lube . . .	N/A	15412HM5A10 17254-HL5-E60	Lube . . .	4944
2408305 (Wrap)	Air . . . . .	N/A	SECTOR 550 550cc				Air . . . . .	N/A
2405002 In-Line	Fuel . . . . .	3031	P003000152000000 P1120001722A0000	Lube . . .	N/A	PIONEER 700, Pioneer 700-4 675cc		
			SECTOR 1000 CREW EPS, SECTOR 1000 EPS 1000cc	Air . . . . .	N/A	15412KEA003 17254HP0A00	Lube . . .	7938
			15200-010-0000 17104-119E-0000	Lube . . .	N/A		Air . . . . .	200800
			STRIKE 250 229cc			PIONEER 1000, Pioneer 1000-5 999cc		
			P003000152000000 P1120001722A0000	Lube . . .	N/A	15412MGSD21 15412HP7A01 Primary 17215-HL4-AK0	Lube . . .	100618
				Air . . . . .	N/A		Lube . . .	4944
							Air . . . . .	N/A

Italicized Part Numbers May Not Be Available.

Las piezas con números en *italicas* pueden no estar disponibles.  
Les numéros de pièce en *italiques* peuvent ne pas être disponibles.



Utility Vehicles

HONDA — JOHN DEERE

Make, Model, Engine Marque, Modèle, Moteur Marca, Modelo, Motor	Serv. Type	Part No. N° de pieza N° de pièce	Make, Model, Engine Marque, Modèle, Moteur Marca, Modelo, Motor	Serv. Type	Part No. N° de pieza N° de pièce	Make, Model, Engine Marque, Modèle, Moteur Marca, Modelo, Motor	Serv. Type	Part No. N° de pieza N° de pièce
2022 (Cont'd/Suite) TALON 1000R, TALON 1000X, Talon 1000X-4 999cc			2014 (Cont'd/Suite) 17254HP0A00	Air . . . .	200800	2022 (Cont'd/Suite) XUV560E, XUV560E S4 570cc Gas Engine		
15412MGSD21 Lube . . . 100618 15412HP7A01 Primary Lube . . . 4944 17215-HL6-AA0 Air . . . . . N/A			SXS700M2 PIONEER 700 675cc 15412KEA003 Lube . . . 7938 17254HP0A00 Air . . . . . 200800			AM 125 424 Lube . . . 7035 M170281 Air . . . . . N/A UC10277 Fuel . . . . . N/A		
<b>2021</b> PIONEER 500 475cc			SXS700M4 PIONEER 700-4 675cc 17254HP0A00 Lube . . . 7938 Air . . . . . 200800			XUV590E, XUV590E S4, XUV590M, XUV590M S4 586CC AM107423 Lube . . . 1394 M170281 Air . . . . . N/A AM117584 Fuel . . . . . 600705		
15421-HR3-A40 Lube . . . N/S 17254HN1000 Air . . . . . 4268 16010-HL3-A01 Fuel . . . . . N/A			<b>2013-2009</b> MUV700 BIG RED 675cc			XUV825E, XUV825M, XUV825M S4 812cc Gas Engine		
PIONEER 700 675cc			17254HP0A00 Lube . . . 7938 Air . . . . . 200800			AM107423 Lube . . . 1394 M113621 Air . . . . . 6449		
15421HC4005 Lube . . . N/A 17254HP0A00 Air . . . . . 200800			<b>J.C.B. (J.C Bamford)</b> 800D w / Yanmar 3TNM68ALH Engine			XUV835E, XUV835M 812cc Gas Engine		
<b>2020</b> PIONEER 500 475cc			02971114 Lube . . . 1358 32919902 Air . . . . . 6449FR <sup>360</sup> 32/919902 Air . . . . . 6449 <sup>155</sup> 32925955 Safety Air . . . . . N/A 02971882 F/W Sep. N/A 02971616 Fuel . . . . . 3263			AM107423 Lube . . . 1394 M177598 Air . . . . . N/A		
15421-HR3-A40 Lube . . . N/S 17254HN1000 Air . . . . . 4268 16010-HL3-A01 Fuel . . . . . N/A			GROUNDHOG 4X4 02961170 Lube . . . N/A 32/925348 (From S/N 1444553) Air . . . . . 2801 32/925349 (From S/N 1444553) Air . . . . . 9592 333C4250 (To S/N 1444552) Air . . . . . N/A 02961231 Fuel . . . . . N/A			XUV855E, XUV855M 854cc Diesel engine		
PIONEER 700 675cc			GROUNDHOG 6X4 w / Perkins 403C-07 (Tier II) Engine			M806418 Lube . . . 1365 M123378 Secondary Air . . . . . 2845 M113621 Primary Air . . . . . 6449 M801101 Fuel . . . . . 3263		
15421HC4005 Lube . . . N/A 17254HP0A00 Air . . . . . 200800			02/630475 Lube . . . 7145 32919902 Air . . . . . 6449FR <sup>360</sup> 32/919902 Air . . . . . 6449 <sup>155</sup> 32/401102 (CAV Type) Fuel . . . . . 3166 <sup>53</sup>			<b>2021-2019</b> HPX615E 617cc Gas Engine		
TALON 1000R, TALON 1000X 999cc			GROUNDHOG 6X4 w / Perkins 403D-07 (Tier III) Engine			AM107423 Lube . . . 1394 M113621 Air . . . . . 6449 AM116304 Fuel . . . . . 3011		
15412HP7A01 Lube . . . 400693 17215HL4A02 Air . . . . . N/A			02/630475 Lube . . . 7145 32919902 Air . . . . . 6449FR <sup>360</sup> 32/919902 Air . . . . . 6449 <sup>155</sup> 32/401102 (CAV Type) Fuel . . . . . 3166 <sup>53</sup>			HPX815E 854cc Diesel engine		
<b>2019</b> PIONEER 500 475cc			<b>JOHN DEERE</b> <b>2022</b> HPX615E 617cc Gas Engine			M806418 Lube . . . 1365 M123378 Inner Air . . . . . 2845 M113621 Outer Air . . . . . 6449 M801101 Fuel . . . . . 3263		
15421-HR3-A40 Lube . . . N/S 17254HN1000 Air . . . . . 4268 16010-HL3-A01 Fuel . . . . . N/A			AM107423 Lube . . . 1394 M113621 Air . . . . . 6449 AM116304 Fuel . . . . . 3011			PROGATOR 2020A 879cc Gas Engine		
PIONEER 700 675cc			HPX815E 854cc Diesel engine			M806418 Lube . . . 1365 M123378 Inner Air . . . . . 2845 M113621 Outer Air . . . . . 6449 M801101 Fuel . . . . . 3263		
15421HC4005 Lube . . . N/A 17254HP0A00 Air . . . . . 200800			TH 6x4 Diesel 854cc Diesel engine			M806418 Lube . . . 1365 M123378 Inner Air . . . . . 2845 M113621 Outer Air . . . . . 6449 CH15553 Fuel . . . . . 3262		
<b>2018</b> PIONEER 500 475cc			AM107423 Lube . . . 1394 <sup>53</sup> M123378 Secondary Air . . . . . 2845 M113621 Primary Air . . . . . 6449 CH15553 Fuel . . . . . 3262			TH 6x4 Gas 675cc Gas Engine		
15421-HR3-A40 Lube . . . N/S 17254HN1000 Air . . . . . 4268 16010-HL3-A01 Fuel . . . . . N/A			TH 6x4 Gas 675cc Gas Engine			AM107423 Lube . . . 1394 M113621 Air . . . . . 6449 AM116304 Fuel . . . . . 3011		
SXS700M2 PIONEER 700, SXS700M2 Pioneer 700 Deluxe, SXS700M4 PIONEER 700-4 675cc			<b>2022</b> HPX615E 617cc Gas Engine			TS 4x2 400cc		
15412KEA003 Lube . . . 7938 17254HP0A00 Air . . . . . 200800 16010-HL3-A01 Fuel . . . . . N/A			AM107423 Lube . . . 1394 M113621 Air . . . . . 6449 AM116304 Fuel . . . . . 3011			TX 4x2 675cc Gas Engine		
SXS700M4 Pioneer 700-4 Deluxe 675cc			HPX815E 854cc Diesel engine			AM107423 Lube . . . 1394 M113621 Air . . . . . 6449 AM116304 Fuel . . . . . 3011		
15421HC4005 Lube . . . N/S 17254HP0A00 Air . . . . . 200800 16010-HL3-A01 Fuel . . . . . N/A			M806418 Lube . . . 1365 M123378 Inner Air . . . . . 2845 M113621 Outer Air . . . . . 6449 M801101 Fuel . . . . . 3263			XUV 835R Gator 812CC 50CID		
<b>2016</b> PIONEER 500 475cc			TH 6x4 Diesel 854cc			AM107423 Lube . . . 1394 M113621 Air . . . . . 6449 AM116304 Fuel . . . . . 3011		
15412HM5A10 Lube . . . 4944			TH 6x4 Diesel 854cc			XUV 835R Gator 812CC 50CID		
PIONEER 700 SXS700M2 675cc			AM107423 Lube . . . 1394 <sup>53</sup> M123378 Secondary Air . . . . . 2845 M113621 Primary Air . . . . . 6449 CH15553 Fuel . . . . . 3262			AM107423 Lube . . . 1394 M113621 Air . . . . . 6449 AM116304 Fuel . . . . . 3011		
15412KEA003 Lube . . . 7938			TH 6x4 Gas 675cc Gas Engine			XUV 835R Gator 812CC 50CID		
PIONEER 700-4 SXS700M4 675cc			AM107423 Lube . . . 1394 M113621 Air . . . . . 6449 AM116304 Fuel . . . . . 3011			AM107423 Lube . . . 1394 M113621 Air . . . . . 6449 AM116304 Fuel . . . . . 3011		
15412KEA003 Lube . . . 7938 17254HP0A00 Air . . . . . 200800			TS 4x2 400cc			XUV 835R Gator 812CC 50CID		
<b>2015</b> SXS700M2 PIONEER 700 675cc			AM107423 Lube . . . 1394 M113621 Air . . . . . 6449 AM116304 Fuel . . . . . 3011			AM107423 Lube . . . 1394 M113621 Air . . . . . 6449 AM116304 Fuel . . . . . 3011		
15412KEA003 Lube . . . 7938 17254HP0A00 Air . . . . . 200800			TX 4x2 675cc Gas Engine			XUV 835R Gator 812CC 50CID		
SXS700M4 PIONEER 700-4 675cc			AM107423 Lube . . . 1394 M113621 Air . . . . . 6449 AM116304 Fuel . . . . . 3011			AM107423 Lube . . . 1394 <sup>53</sup> M177598 Air . . . . . N/A		
15412KEA003 Lube . . . 7938 17254HP0A00 Air . . . . . 200800			XUV 835R Gator 812CC 50CID			XUV560E, XUV560E S4 570cc Gas Engine		
<b>2014</b> MUV700 BIG RED 675cc			AM107423 Lube . . . 1394 M113621 Air . . . . . 6449 AM116304 Fuel . . . . . 3011			AM 125 424 Lube . . . 7035		
Lube . . . 7938			XUV 835R Gator 812CC 50CID					

N/A = Not Available N/R = Not Required N/S = Not Serviceable See pages 13-16 for footnotes  
 N/A = Non disponible N/R = Non nécessaire N/S = Non réparable Voir pages 13-16 pour des notes  
 N/A = No disponible N/R = No requiere N/S = No servible Ver las páginas 13-16 para las notas al pie de página

UTILITY VEHICLES





JOHN DEERE

Utility Vehicles

Make, Model, Engine Marque, Modèle, Moteur Marca, Modelo, Motor	Serv. Type	Part No. N° de pieza N° de pièce	Make, Model, Engine Marque, Modèle, Moteur Marca, Modelo, Motor	Serv. Type	Part No. N° de pieza N° de pièce	Make, Model, Engine Marque, Modèle, Moteur Marca, Modelo, Motor	Serv. Type	Part No. N° de pieza N° de pièce
2021-2019 (Cont'd/Suite) XUV560E, XUV560E S4 570cc Gas Engine (Cont'd/Suite)			2016 (Cont'd/Suite)			2014 (Cont'd/Suite)		
M170281 UC10277	Air . . . . N/A Fuel . . . . N/A		Outer M113621 M801101	Air . . . . 6449FR <sup>360,360</sup> Air . . . . 6449 <sup>442,155</sup> Fuel . . . . 3263		GATOR HPX 4X4 DIESEL 854cc Diesel engine		
XUV590E, XUV590E S4, XUV590M, XUV590M S4 586CC			XUV GATOR 550 4X4, XUV GATOR 550 S4 4X4 570cc Gas Engine			M806418 Outer M113621 M123378 M148935 M148936 (Wrap) (Early) M801101 (Late)	Lube . . . 1365 Air . . . . 6449FR <sup>360</sup> Air . . . . 6449 <sup>155</sup> Air . . . . 2845 Air . . . . NA w/ Air . . . . N/A Fuel . . . . 3262 Fuel . . . . 3263	
AM107423 M170281 AM117584	Lube . . . 1394 Air . . . . N/A Fuel . . . . 600705		AM 125 424 M164264 AM116304 (In-Line)	Lube . . . 7035 <sup>53</sup> Air . . . . N/A Fuel . . . . 3011				
XUV825E, XUV825M, XUV825M S4 812cc Gas Engine			XUV GATOR 590i, XUV GATOR 590i Power Steering, XUV GATOR 590i S4 570cc Gas Engine			GATOR TH 6X4 GAS 675cc Gas Engine		
AM107423 M113621	Lube . . . 1394 Air . . . . 6449		AM107423 M170281 AM117584	Lube . . . 1394 <sup>53</sup> Air . . . . N/A Fuel . . . . 600705			Lube . . . 1394 <sup>53</sup> Air . . . . 6449 <sup>155</sup> Air . . . . 6449FR <sup>360</sup> Fuel . . . . 3011	
XUV835E, XUV835M 812cc Gas Engine			XUV GATOR 625i 4X4 570cc Gas Engine			GATOR TH 6X4 DIESEL 854cc Diesel engine		
AM107423 M177598	Lube . . . 1394 Air . . . . N/A		AM107423 Outer M113621 M123378 AM117584	Lube . . . 1394 <sup>53</sup> Air . . . . 6449FR <sup>360</sup> Air . . . . 6449 <sup>155</sup> Air . . . . 2845 Fuel . . . . 600705		M806418	Lube . . . 1365 Air . . . . 6449 <sup>155</sup> Air . . . . 6449FR <sup>360</sup> Fuel . . . . 3011	
XUV855E, XUV855M, XUV855M S4, XUV865E, XUV865M 854cc Diesel engine			XUV GATOR 825i 4X4 570cc Gas Engine			GATOR TS 4X2 351cc Gas Engine		
M806418 M123378 Secondary M113621 Primary M801101	Lube . . . 1365 Air . . . . 2845 Air . . . . 6449 Fuel . . . . 3263		AM107423 M113621 M123378 AM117584	Lube . . . 1394 <sup>53</sup> Air . . . . 6449 <sup>155</sup> Air . . . . 6449FR <sup>360</sup> Air . . . . 2845 <sup>441</sup> Fuel . . . . 600705			Lube . . . 1394 <sup>53</sup> Air . . . . 6449 <sup>155</sup> Air . . . . 6449FR <sup>360</sup> Fuel . . . . 3011	
<b>2018</b>			XUV GATOR 825i 4X4 570cc Gas Engine			GATOR TX 4X2 675cc Gas Engine		
XUV 835R Gator 812CC 50CID			AM107423 M113621 M177598	Lube . . . 1394 <sup>53</sup> Air . . . . N/A			Lube . . . 1394 <sup>53</sup> Air . . . . 6449 <sup>155</sup> Air . . . . 6449FR <sup>360</sup> Fuel . . . . 3011	
<b>2016</b>			XUV GATOR 825i S4 4X4 570cc Gas Engine			GATOR CX 4X2 286cc Gas Engine		
GATOR CX 4X2 286cc Gas Engine			AM107423 M113621 AM117584	Lube . . . 1394 <sup>53</sup> Air . . . . 6449 <sup>155</sup> Air . . . . 6449FR <sup>360</sup> Fuel . . . . 600705			Lube . . . 1394 <sup>53</sup> Air . . . . 6449 <sup>155</sup> Air . . . . 6449FR <sup>360</sup> Fuel . . . . 3011	
AM107423 M113621 AM116304	Lube . . . 1394 <sup>53</sup> Air . . . . 6449 <sup>155</sup> Air . . . . 6449FR <sup>360</sup> Fuel . . . . 3011		XUV GATOR 825i Special Edition 570cc Gas Engine			TRAIL GATOR 6X4 617cc Kawasaki Gas Engine		
			AM107423 Outer M113621 M123378 AM141445	Lube . . . 1394 <sup>53</sup> Air . . . . 6449FR <sup>360</sup> Air . . . . 6449 <sup>155</sup> Air . . . . 2845 Fuel . . . . N/A		AM107423 Single M113621 (Outer) (Inner) AM116304 (In-Line)	Lube . . . 1394 <sup>53</sup> Air . . . . 6449FR <sup>360</sup> Air . . . . 6449 <sup>155</sup> Air . . . . 6436 Air . . . . 6437 Fuel . . . . 3011	
GATOR HPX 4x4 617cc Gas Engine			XUV GATOR 855D Power Steering 570cc Gas Engine			XUV GATOR 550 4X4, XUV GATOR 550 S4 4X4 570cc Gas Engine		
AM107423 AM138732 AM116304	Lube . . . 1394 <sup>53</sup> Air . . . . N/A Fuel . . . . 3011		M806418 Outer M113621 M123378 M801101	Lube . . . 1365 Air . . . . 6449FR <sup>360</sup> Air . . . . 6449 <sup>155</sup> Air . . . . 2845 Fuel . . . . 3263		AM 125 424 M164264 AM116304 (In-Line)	Lube . . . 7035 <sup>53</sup> Air . . . . N/A Fuel . . . . 3011	
GATOR HPX 4X4 DIESEL 854cc Diesel engine			XUV GATOR 855D 4X4 570cc Gas Engine			XUV GATOR 625i 4X4 617cc Gas Engine		
M806418 AM138732 AM882413	Lube . . . 1365 Air . . . . N/A Fuel . . . . N/A		AM107423 Outer M113621 M123378 AM882413	Air . . . . 6449FR <sup>360</sup> Air . . . . 6449 <sup>155</sup> Air . . . . 2845 Fuel . . . . N/A		AM107423 Outer M113621 M123378 M148935 AM117584 In-Tank	Lube . . . 1394 <sup>53</sup> Air . . . . 6449FR <sup>360</sup> Air . . . . 6449 <sup>155</sup> Air . . . . 2845 Air . . . . NA w/ Fuel . . . . 600705	
GATOR TH 6X4 GAS 854cc			XUV GATOR 855D S4 4X4 570cc Gas Engine			XUV GATOR 825i 4X4 812cc Gas Engine		
AM107423 M113621 AM116304	Lube . . . 1394 <sup>53</sup> Air . . . . 6449 <sup>155</sup> Air . . . . 6449FR <sup>360</sup> Fuel . . . . 3011		AM107423 M170281 AM117584	Lube . . . 1394 <sup>53</sup> Air . . . . N/A Fuel . . . . 600705			Lube . . . 1394 <sup>53</sup> Air . . . . NA w/ Fuel . . . . 600705	
GATOR TH 6X4 DIESEL 854cc Diesel engine			<b>2014</b>			XUV GATOR 825i S4 4X4 812cc Gas Engine		
M806418 Outer M123378 M113621 M801101	Lube . . . 1365 Air . . . . 6449FR <sup>360,360</sup> Air . . . . 2845 <sup>441</sup> Air . . . . 6449 <sup>442,155</sup> Fuel . . . . 3263		GATOR CX 4X2 286cc Gas Engine			AM107423 M148935 AM117584 In-Tank	Lube . . . 1394 <sup>53</sup> Air . . . . N/A Fuel . . . . 600705	
			AM107423 M113621 AM116304	Lube . . . 1394 <sup>53</sup> Air . . . . 6449 <sup>155</sup> Air . . . . 6449FR <sup>360</sup> Fuel . . . . 3011				
GATOR TS 4X2 400cc			GATOR HPX 617cc Gas Engine			XUV GATOR 855D 4X4 854cc Diesel engine		
AM107423 M113621 AM116304	Lube . . . 1394 <sup>53</sup> Air . . . . 6449 <sup>155</sup> Air . . . . 6449FR <sup>360</sup> Fuel . . . . 3011		AM107423 Outer M113621 Inner M801101	Lube . . . 1394 <sup>53</sup> Air . . . . 6449FR <sup>360</sup> Air . . . . 6449 <sup>155</sup> Air . . . . 2845 Fuel . . . . 3263		M806418 Outer M113621 Inner M801101	Lube . . . 1365 Air . . . . 6449FR <sup>360</sup> Air . . . . 6449 <sup>155</sup> Air . . . . 2845 Fuel . . . . 3263	
GATOR TX 4X2 675cc Gas Engine			XUV GATOR 855D S4 4X4 854cc Diesel engine			XUV GATOR 855D S4 4X4 854cc Diesel engine		
AM107423 M113621 AM116304	Lube . . . 1394 <sup>53</sup> Air . . . . 6449 <sup>155</sup> Air . . . . 6449FR <sup>360</sup> Fuel . . . . 3011		M806418 Outer M113621 Inner M801101	Lube . . . 1394 <sup>53</sup> Air . . . . 6449FR <sup>360</sup> Air . . . . 6449 <sup>155</sup> Air . . . . 2845 Fuel . . . . 3011		M806418	Lube . . . 1365	
M-GATOR A1, M-GATOR A3 854cc Diesel engine								
M806418 M123378	Lube . . . 1365 Air . . . . 2845 <sup>441</sup>							

*Italicized Part Numbers May Not Be Available.*

Las piezas con números en *italicas* pueden no estar disponibles.  
Les numéros de pièce en *italiques* peuvent ne pas être disponibles.



Utility Vehicles

JOHN DEERE

Make, Model, Engine Marque, Modèle, Moteur Marca, Modelo, Motor	Serv. Type	Part No. N° de pieza N° de pièce	Make, Model, Engine Marque, Modèle, Moteur Marca, Modelo, Motor	Serv. Type	Part No. N° de pieza N° de pièce	Make, Model, Engine Marque, Modèle, Moteur Marca, Modelo, Motor	Serv. Type	Part No. N° de pieza N° de pièce
2014 (Cont'd/Suite) XUV GATOR 855D S4 4X4 854cc Diesel engine (Cont'd/Suite) M113621 Outer M123378 Inner M113621 Outer M801101	Air . . . . . 6449 <sup>155</sup> Air . . . . . 2845 Air . . . . . 6449FR <sup>360</sup> Fuel . . . . . 3263		2013 (Cont'd/Suite) AM141445 In-Tank AM117584 In-Tank	Fuel . . . . . N/A Fuel . . . . . 600705		2012 (Cont'd/Suite) M148936 (Wrap) (Early Production) (Late Production)	Air . . . . . N/A Fuel . . . . . 3262 Fuel . . . . . 3263	
<b>2013</b> GATOR CX 4X2 286cc Gas Engine			XUV GATOR 825I S4 4X4 812cc Gas Engine AM107423 Outer M113621 Outer M123378 Inner AM141445 In-Tank AM117584 In-Tank	Lube . . . . . 1394 <sup>53</sup> Air . . . . . 6449FR <sup>360</sup> Air . . . . . 6449 <sup>155</sup> Air . . . . . 2845 Fuel . . . . . N/A Fuel . . . . . 600705		GATOR TH 6X4 GAS 675cc Gas Engine AM107423 M113621 Outer Inner	Lube . . . . . 1394 Air . . . . . 6449 Air . . . . . 2845 Fuel . . . . . 3011	
GATOR HPX 617cc Gas Engine			XUV GATOR 855D 4X4 854cc Diesel engine M806418 Outer M113621 Outer M123378 Inner M148935 (Rotary Broom)	Lube . . . . . 1365 Air . . . . . 6449FR <sup>360</sup> Air . . . . . 6449 <sup>155</sup> Air . . . . . 2845 Wrap . . . . . N/A Fuel . . . . . 3263		GATOR TH 6X4 DIESEL 675cc Diesel Engine M806418	Lube . . . . . 1365 Air . . . . . 6449 <sup>155</sup> Air . . . . . 6449FR <sup>360</sup> Fuel . . . . . 3011	
GATOR HPX 4X4 DIESEL 854cc Diesel engine Outer M113621 Outer M123378 Inner M148935 (Rotary Broom) M148936 (Wrap) (Early Production) (Late Production)	Lube . . . . . 1365 Air . . . . . 6449FR <sup>360</sup> Air . . . . . 6449 <sup>155</sup> Air . . . . . 2845 Air . . . . . NA w/ Air . . . . . N/A Fuel . . . . . 3262 Fuel . . . . . 3263		XUV GATOR 855D S4 4X4 854cc Diesel engine M806418 Outer M113621 Outer M123378 Inner M148935 (Rotary Broom) M148936 (Wrap) M801101	Lube . . . . . 1365 Air . . . . . 6449FR <sup>360</sup> Air . . . . . 6449 <sup>155</sup> Air . . . . . 2845 Air . . . . . NA w/ Air . . . . . N/A Fuel . . . . . 3263		GATOR TX 4X2 351cc Gas Engine	Lube . . . . . 1394 <sup>53</sup> Air . . . . . 6449 <sup>155</sup> Air . . . . . 6449FR <sup>360</sup> Fuel . . . . . 3011	
GATOR TH 6X4 GAS 675cc Gas Engine	Lube . . . . . 1394 <sup>53</sup> Air . . . . . 6449 <sup>155</sup> Air . . . . . 6449FR <sup>360</sup> Fuel . . . . . 3011		<b>2012</b> GATOR 4X2 w / Diesel Engine (Outer) (Outer) (Inner)	Lube . . . . . 1365 Air . . . . . 6449 <sup>155</sup> Air . . . . . 6449FR <sup>360</sup> Air . . . . . 2845 Fuel . . . . . 3262		GATOR TX 4X2 675cc Gas Engine	Lube . . . . . 1394 <sup>53</sup> Air . . . . . 6449 <sup>155</sup> Air . . . . . 6449FR <sup>360</sup> Fuel . . . . . 3011	
GATOR TH 6X4 DIESEL 854cc Diesel engine M806418	Lube . . . . . 1365 Air . . . . . 6449 <sup>155</sup> Air . . . . . 6449FR <sup>360</sup> Fuel . . . . . 3011		GATOR 4X2 w / Gas Engine M113621 Single M113621 Single (Heavy Duty Outer) (Heavy Duty Inner) (In-Line)	Lube . . . . . 1394 <sup>53</sup> Air . . . . . 6449 <sup>155</sup> Air . . . . . 6449FR <sup>360</sup> Air . . . . . 6436 Air . . . . . 6437 Fuel . . . . . 3011		GATOR TX TURF 4X2 401cc Gas Engine	Lube . . . . . 1394 <sup>53</sup> Air . . . . . 6449 <sup>155</sup> Air . . . . . 6449FR <sup>360</sup> Fuel . . . . . 3011	
GATOR TS 4X2 351cc Gas Engine	Lube . . . . . 1394 <sup>53</sup> Air . . . . . 6449 <sup>155</sup> Air . . . . . 6449FR <sup>360</sup> Fuel . . . . . 3011		GATOR 6X4 w / Diesel Engine Outer M113621 Outer M123378 Inner	Lube . . . . . 1365 Air . . . . . 6449FR <sup>360</sup> Air . . . . . 6449 <sup>155</sup> Air . . . . . 2845 Fuel . . . . . 3262		PROGATOR 2020A 879cc Gas Engine MIU13555 (S/N 060001-) M806418 (S/N 060001-) Outer M123378 Inner M113621 Outer AM876035 (S/N -060000) MIU13548 (S/N 060001-) M131053 Supply AM130017 M800489	Lube . . . . . 400264 Lube . . . . . 1365 Air . . . . . 6449FR <sup>360</sup> Air . . . . . 2845 Air . . . . . 6449 <sup>155</sup> Fuel . . . . . 3012 Fuel . . . . . 3595 Hyd . . . . . 1200 Hyd . . . . . N/A Trans. . . . . N/A	
GATOR TX 4X2 675cc Gas Engine	Lube . . . . . 1394 <sup>53</sup> Air . . . . . 6449 <sup>155</sup> Air . . . . . 6449FR <sup>360</sup> Fuel . . . . . 3011		GATOR 6X4 w / Gas Engine Single M113621 Single (Heavy Duty Outer) (Heavy Duty Inner) (In-Line)	Lube . . . . . 1394 <sup>53</sup> Air . . . . . 6449FR <sup>360</sup> Air . . . . . 6449 <sup>155</sup> Air . . . . . 6436 Air . . . . . 6437 Fuel . . . . . 3011		PROGATOR 2030A 1115cc Diesel Engine Outer M113621 Outer M123378 Inner M801101 M131053 AM130017 (Strainer) M800489 (Trans Axle)	Lube . . . . . 1365 Air . . . . . 6449FR <sup>360</sup> Air . . . . . 6449 <sup>155</sup> Air . . . . . 2845 Fuel . . . . . 3263 Hyd . . . . . 1200 Hyd . . . . . N/A Trans. . . . . N/A	
XUV GATOR 550 4X4, XUV GATOR 550 S4 4X4 570cc Gas Engine AM 125 424 M164264 AM116304 (In-Line)	Lube . . . . . 7035 <sup>53</sup> Air . . . . . N/A Fuel . . . . . 3011		GATOR CX 4X2 286cc Gas Engine	Lube . . . . . 1394 <sup>53</sup> Air . . . . . 6449 <sup>155</sup> Air . . . . . 6449FR <sup>360</sup> Fuel . . . . . 3011		XUV GATOR 550 4X4, XUV GATOR 550 S4 4X4 570cc Gas Engine AM 125 424 M164264 AM116304 (In-Line)	Lube . . . . . 7035 <sup>53</sup> Air . . . . . N/A Fuel . . . . . 3011	
XUV GATOR 625I 4X4 617cc Gas Engine AM107423 Outer M113621 Outer M123378 Inner M148935 (Rotary Broom) M148936 (Wrap) AM141445 In-Tank AM117584 In-Tank	Lube . . . . . 1394 <sup>53</sup> Air . . . . . 6449FR <sup>360</sup> Air . . . . . 6449 <sup>155</sup> Air . . . . . 2845 Air . . . . . NA w/ Air . . . . . N/A Fuel . . . . . N/A Fuel . . . . . 600705		GATOR HPX 617cc Gas Engine	Lube . . . . . 1394 <sup>53</sup> Air . . . . . 6449 <sup>155</sup> Air . . . . . 6449FR <sup>360</sup> Fuel . . . . . 3011		XUV GATOR 625I 4X4 617cc Gas Engine AM107423 Outer M113621 Outer M123378 Inner M148935 (Rotary Broom) M148936 (Wrap) AM141445 In-Tank AM117584 In-Tank	Lube . . . . . 1394 <sup>53</sup> Air . . . . . 6449FR <sup>360</sup> Air . . . . . 6449 <sup>155</sup> Air . . . . . 2845 Air . . . . . NA w/ Air . . . . . N/A Fuel . . . . . N/A Fuel . . . . . 600705	
XUV GATOR 825I 4X4 812cc Gas Engine M113621 Outer M123378 Inner M148935 (Rotary Broom) M148936 (Wrap)	Lube . . . . . 1394 <sup>53</sup> Air . . . . . 6449 Air . . . . . 2845 Air . . . . . NA w/ Air . . . . . N/A		GATOR HPX 4X4 DIESEL 854cc Diesel engine Outer M113621 Outer M123378 Inner M148935 (Rotary Broom)	Lube . . . . . 1365 Air . . . . . 6449FR <sup>360</sup> Air . . . . . 6449 <sup>155</sup> Air . . . . . 2845 Air . . . . . NA w/		XUV GATOR 825I 4X4 812cc Gas Engine AM107423 Outer M113621 Outer	Lube . . . . . 1394 <sup>53</sup> Air . . . . . 6449FR <sup>360</sup> Air . . . . . 6449 <sup>155</sup>	

N/A = Not Available N/R = Not Required N/S = Not Serviceable See pages 13-16 for footnotes  
 N/A = Non disponible N/R = Non nécessaire N/S = Non réparable Voir pages 13-16 pour des notes  
 N/A = No disponible N/R = No requiere N/S = No servible Ver las páginas 13-16 para las notas al pie de página

UTILITY VEHICLES





JOHN DEERE

Utility Vehicles

Make, Model, Engine Marque, Modèle, Moteur Marca, Modelo, Motor	Serv. Type	Part No. N° de pieza N° de pièce	Make, Model, Engine Marque, Modèle, Moteur Marca, Modelo, Motor	Serv. Type	Part No. N° de pieza N° de pièce	Make, Model, Engine Marque, Modèle, Moteur Marca, Modelo, Motor	Serv. Type	Part No. N° de pieza N° de pièce
2012 (Cont'd/Suite)			2011 (Cont'd/Suite)			2010 (Cont'd/Suite)		
XUV GATOR 825I 4X4 812cc Gas Engine (Cont'd/Suite)		M123378 Inner Air . . . . 2845 M148935 (Rotary Broom) Air . . . . NA w/ M148936 (Wrap) Air . . . . N/A AM141445 In-Tank Fuel . . . . N/A AM117584 In-Tank Fuel . . . . 600705	M123378 Inner Air . . . . 2845 M113621 Outer Air . . . . 6449		2845 6449 3011	(Outer) Air . . . . 6449FR <sup>360</sup> (Inner) Air . . . . 2845 Fuel . . . . 3262		
XUV GATOR 855D 4X4 854cc Diesel engine		M806418 Lube . . . 1365 Outer Air . . . . 6449FR <sup>360</sup> M113621 Outer Air . . . . 6449 <sup>155</sup> M123378 Inner Air . . . . 2845 M148935 (Rotary Broom) Air . . . . NA w/ M148936 (Wrap) Air . . . . N/A M801101 Fuel . . . . 3263	GATOR TS 4X2 351cc Gas Engine		Lube . . . 1394 <sup>53</sup> Air . . . . 6449 <sup>155</sup> Air . . . . 6449FR <sup>360</sup> Fuel . . . . 3011	GATOR 4X2 w / Gas Engine		AM107423 Lube . . . 1394 <sup>53</sup> Single Air . . . . 6449FR <sup>360</sup> M113621 Single Air . . . . 6449 <sup>155</sup> (Heavy Duty Outer) Air . . . . 6436 (Heavy Duty Inner) Air . . . . 6437 AM116304 (In-Line) Fuel . . . . 3011
<b>2011</b>			GATOR TX 4X2 675cc Gas Engine		Lube . . . 1394 <sup>53</sup> Air . . . . 6449 <sup>155</sup> Air . . . . 6449FR <sup>360</sup> Fuel . . . . 3011	GATOR 6X4 w / Diesel Engine		M806418 Lube . . . 1365 M113621 Outer Air . . . . 6449 <sup>155</sup> M113621 Outer Air . . . . 6449FR <sup>360</sup> M123378 Inner Air . . . . 2845 CH15553 Fuel . . . . 3011
GATOR 4X2 w / Diesel Engine		Lube . . . 1365 (Outer) Air . . . . 6449 <sup>155</sup> (Outer) Air . . . . 6449FR <sup>360</sup> (Inner) Air . . . . 2845 Fuel . . . . 3262	GATOR TX TURF 4X2 401cc Gas Engine		Lube . . . 1394 <sup>53</sup> Air . . . . 6449 <sup>155</sup> Air . . . . 6449FR <sup>360</sup> Fuel . . . . 3011	GATOR 6X4 w / Gas Engine		AM107423 Lube . . . 1394 <sup>53</sup> Single Air . . . . 6449FR <sup>360</sup> M113621 Single Air . . . . 6449 <sup>155</sup> (Heavy Duty Outer) Air . . . . 6436 (Heavy Duty Inner) Air . . . . 6437 AM116304 (In-Line) Fuel . . . . 3011
GATOR 4X2 w / Gas Engine		Lube . . . 1394 <sup>53</sup> Single Air . . . . 6449FR <sup>360</sup> M113621 Single Air . . . . 6449 <sup>155</sup> (Heavy Duty Outer) Air . . . . 6436 (Heavy Duty Inner) Air . . . . 6437 (In-Line) Fuel . . . . 3011	PROGATOR 2020A 879cc Gas Engine		M123378 Inner Air . . . . 2845 M113621 Outer Air . . . . 6449 <sup>155</sup> AM876035 (S/N -060000) Fuel . . . . 3012 MIU13548 (S/N 060001-1) Fuel . . . . 3595 M131053 Supply Hyd . . . . 1200 AM130017 Hyd . . . . N/A M800489 Trans. . . N/A	GATOR CS w / Gas Engine		M113621 Air . . . . 6449 <sup>155</sup> AM116304 (In-Line) Air . . . . 6449FR <sup>360</sup> Fuel . . . . 3011
GATOR 6X4 w / Diesel Engine		Lube . . . 1365 Outer Air . . . . 6449FR <sup>360</sup> M113621 Outer Air . . . . 6449 <sup>155</sup> M123378 Inner Air . . . . 2845 Fuel . . . . 3262	PROGATOR 2030A 1115cc Diesel Engine		M123378 Inner Air . . . . 2845 M801101 Fuel . . . . 3263 M131053 Hyd . . . . 1200 AM130017 (Strainer) Hyd . . . . N/A M800489 (Trans Axle) Trans. . . N/A	GATOR CX 4X2 286cc Gas Engine		Lube . . . 1394 <sup>53</sup> Air . . . . 6449 <sup>155</sup> Air . . . . 6449FR <sup>360</sup> Fuel . . . . 3011
GATOR 6X4 w / Gas Engine		Lube . . . 1394 <sup>53</sup> Single Air . . . . 6449FR <sup>360</sup> M113621 Single Air . . . . 6449 <sup>155</sup> (Heavy Duty Outer) Air . . . . 6436 (Heavy Duty Inner) Air . . . . 6437 (In-Line) Fuel . . . . 3011	XUV GATOR 625I 4X4 617cc Gas Engine		AM107423 Lube . . . 1394 <sup>53</sup> Outer Air . . . . 6449FR <sup>360</sup> M113621 Outer Air . . . . 6449 <sup>155</sup> M123378 Inner Air . . . . 2845 M148935 (Rotary Broom) Air . . . . NA w/ M148936 (Wrap) Air . . . . N/A AM141445 In-Tank Fuel . . . . N/A AM117584 In-Tank Fuel . . . . 600705	GATOR HPX 617cc Gas Engine		Lube . . . 1394 <sup>53</sup> Air . . . . 6449 <sup>155</sup> Air . . . . 6449FR <sup>360</sup> Fuel . . . . 3011
GATOR CX 4X2 286cc Gas Engine		Lube . . . 1394 <sup>53</sup> Air . . . . 6449 <sup>155</sup> Air . . . . 6449FR <sup>360</sup> Fuel . . . . 3011	XUV GATOR 825I 4X4 812cc Gas Engine		AM107423 Lube . . . 1394 <sup>53</sup> Outer Air . . . . 6449FR <sup>360</sup> M113621 Outer Air . . . . 6449 <sup>155</sup> M123378 Inner Air . . . . 2845 M148935 (Rotary Broom) Air . . . . NA w/ M148936 (Wrap) Air . . . . N/A AM141445 In-Tank Fuel . . . . N/A AM117584 In-Tank Fuel . . . . 600705	GATOR HPX 4X4 DIESEL 854cc Diesel engine		M806418 Lube . . . 1365 Outer Air . . . . 6449FR <sup>360</sup> M113621 Outer Air . . . . 6449 <sup>155</sup> M123378 Inner Air . . . . 2845 M148935 (Rotary Broom) Air . . . . NA w/ M148936 (Wrap) Air . . . . N/A CH15553 (Early Production) Fuel . . . . 3262 M801101 (Late Production) Fuel . . . . 3263
GATOR HPX 617cc Gas Engine		Lube . . . 1394 <sup>53</sup> Air . . . . 6449 <sup>155</sup> Air . . . . 6449FR <sup>360</sup> Fuel . . . . 3011	XUV GATOR 855D 4X4 854cc Diesel engine		M806418 Lube . . . 1365 Outer Air . . . . 6449FR <sup>360</sup> M113621 Outer Air . . . . 6449 <sup>155</sup> M123378 Inner Air . . . . 2845 M148935 (Rotary Broom) Air . . . . NA w/ M148936 (Wrap) Air . . . . N/A AM141445 In-Tank Fuel . . . . N/A AM117584 In-Tank Fuel . . . . 600705	GATOR TH 6X4 GAS 675cc Gas Engine		Lube . . . 1394 <sup>53</sup> Air . . . . 6449 <sup>155</sup> Air . . . . 6449FR <sup>360</sup> Fuel . . . . 3011
GATOR HPX 4X4 DIESEL 854cc Diesel engine		Lube . . . 1365 Outer Air . . . . 6449FR <sup>360</sup> M113621 Outer Air . . . . 6449 <sup>155</sup> M123378 Inner Air . . . . 2845 M148935 (Rotary Broom) Air . . . . NA w/ M148936 (Wrap) Air . . . . N/A (Early Production) Fuel . . . . 3262 (Late Production) Fuel . . . . 3263	GATOR TH 6X4 DIESEL 854cc Diesel engine		M806418 Lube . . . 1365 Air . . . . 6449 <sup>155</sup> Air . . . . 6449FR <sup>360</sup> Fuel . . . . 3011	GATOR TS 4X2 351cc Gas Engine		Lube . . . 1394 <sup>53</sup> Air . . . . 6449 <sup>155</sup> Air . . . . 6449FR <sup>360</sup> Fuel . . . . 3011
GATOR TH 6X4 GAS 675cc Gas Engine		Lube . . . 1394 <sup>53</sup> Air . . . . 6449 <sup>155</sup> Air . . . . 6449FR <sup>360</sup> Fuel . . . . 3011	<b>2010</b>			GATOR TX 4X2 675cc Gas Engine		Lube . . . 1394 <sup>53</sup> Air . . . . 6449 <sup>155</sup> Air . . . . 6449FR <sup>360</sup> Fuel . . . . 3011
GATOR TH 6X4 DIESEL 854cc Diesel engine		Lube . . . 1365	GATOR 4X2 w / Diesel Engine		Lube . . . 1365 (Outer) Air . . . . 6449 <sup>155</sup>	GATOR TX TURF 4X2 401cc Gas Engine		Lube . . . 1394 <sup>53</sup>

*Italicized Part Numbers May Not Be Available.*

Las piezas con números en *italicas* pueden no estar disponibles.  
Les numéros de pièce en *italiques* peuvent ne pas être disponibles.



Utility Vehicles

JOHN DEERE — KAWASAKI

Make, Model, Engine Marque, Modèle, Moteur Marca, Modelo, Motor	Serv. Type	Part No. N° de pieza N° de pièce	Make, Model, Engine Marque, Modèle, Moteur Marca, Modelo, Motor	Serv. Type	Part No. N° de pieza N° de pièce	Make, Model, Engine Marque, Modèle, Moteur Marca, Modelo, Motor	Serv. Type	Part No. N° de pieza N° de pièce
2010 (Cont'd/Suite) GATOR TX TURF 4X2 401cc Gas Engine (Cont'd/Suite)			<b>2006</b> GATOR HPX 617cc Gas Engine			2000-1999 (Cont'd/Suite) (In-Line)	Fuel . . . .	3011
	Air . . . .	6449 <sup>155</sup> 6449FR <sup>360</sup> 3011			Lube . . . . 1394 <sup>53</sup> Air . . . . 6449FR <sup>360</sup> M113621 Outer Air . . . . 6449 <sup>155</sup> M123378 Inner Air . . . . 2845 M148935 (Rotary Broom) Air . . . . NA w/ M148936 (Wrap) Air . . . . N/A AM141445 In-Tank Fuel . . . . N/A AM117584 In-Tank Fuel . . . . 600705	1975-1974 AMT600 w / Gas Engine		Lube . . . . 1334 <sup>53</sup> Air . . . . N/A Air . . . . N/A Air . . . . 6436 Air . . . . 6437 Fuel . . . . 3011 Hyd . . . . N/A
PROGATOR 2020A 879cc Gas Engine			MILITARY GATOR 658cc Yanmar Diesel Engine			<b>1973</b> AMT600 w / Gas Engine		Lube . . . . 1334 <sup>53</sup> Air . . . . N/A Air . . . . N/A Air . . . . 6436 Air . . . . 6437 Fuel . . . . 3011 Hyd . . . . N/A
MIU13555 (S/N 060001-) M806418 (S/N 060001-) Outer M123378 Inner M113621 Outer AM876035 (S/N -060000) MIU13548 (S/N 060001-) M131053 Supply AM130017 M800489	Lube . . . . Lube . . . . Air . . . . Air . . . . Air . . . . Fuel . . . . Fuel . . . . Hyd . . . . Hyd . . . . Trans. . . .	400264 1365 6449FR <sup>360</sup> 2845 6449 <sup>155</sup> 3012 3595 1200 N/A N/A			Lube . . . . 1365 Air . . . . 6449FR <sup>360</sup> M113621 Outer Air . . . . 6449 <sup>155</sup> M123378 Inner Air . . . . 2845 Fuel . . . . 3262 M801101 Fuel . . . . 3263			
PROGATOR 2030A 1115cc Diesel Engine			TRAIL GATOR 6X4 658cc Yanmar Diesel Engine			1800 UTILITY VEHICLE		Lube . . . . 1394 <sup>53</sup> Air . . . . 2405 Air . . . . N/A Fuel . . . . 3031 Trans. . . . 1410
M806418 Outer M113621 Outer M123378 Inner M801101 M131053 AM130017 (Strainer) M800489 (Trans Axle)	Lube . . . . Air . . . . Air . . . . Air . . . . Fuel . . . . Hyd . . . . Hyd . . . . Trans. . . .	1365 6449FR <sup>360</sup> 6449 <sup>155</sup> 2845 3263 1200 N/A N/A			Lube . . . . 1365 Air . . . . 6449FR <sup>360</sup> (Outer) Air . . . . 6449FR <sup>360</sup> (Outer) Air . . . . 2845 (Inner) Fuel . . . . 3262			
XUV GATOR 620I 4X4 617cc Gas Engine			<b>2005-2004</b> GATOR HPX 617cc Gas Engine			AMT622, AMT626		Lube . . . . 1394 <sup>53</sup> Air . . . . N/A Air . . . . 6436 Air . . . . 6437 Fuel . . . . 3011 Hyd . . . . N/A
AM107423 Outer M113621 Outer M123378 Inner M148935 (Rotary Broom) M148936 (Wrap) AM141445 In-Tank AM117584 In-Tank	Lube . . . . Air . . . . Air . . . . Air . . . . Air . . . . Air . . . . Fuel . . . .	1394 <sup>53</sup> 6449FR <sup>360</sup> 6449 <sup>155</sup> 2845 NA w/ N/A N/A 600705			Lube . . . . 1394 <sup>53</sup> Air . . . . 6449FR <sup>360</sup> M113621 Outer Air . . . . 6449 <sup>155</sup> M123378 Inner Air . . . . 2845 M148935 (Rotary Broom) Air . . . . NA w/ M148936 (Wrap) Air . . . . N/A AM141445 In-Tank Fuel . . . . N/A AM117584 In-Tank Fuel . . . . 600705			
XUV GATOR 850D 4X4 854cc Diesel engine			TRAIL GATOR 6X4 617cc Kawasaki Gas Engine			TURF GATOR 4X2 w / Gas Engine		Lube . . . . 1394 <sup>53</sup> Air . . . . 6449 <sup>155</sup> Air . . . . 6449FR <sup>360</sup> Fuel . . . . 3011
M806418 Outer M113621 Outer M123378 Inner M148935 (Rotary Broom) M148936 (Wrap) M801101	Lube . . . . Air . . . . Air . . . . Air . . . . Air . . . . Air . . . . Fuel . . . .	1365 6449FR <sup>360</sup> 6449 <sup>155</sup> 2845 NA w/ N/A 3263			Lube . . . . 1394 <sup>53</sup> Air . . . . 6449FR <sup>360</sup> Single Air . . . . 6449 <sup>155</sup> M113621 Single (Heavy Duty Outer) Air . . . . 6436 (Heavy Duty Inner) Air . . . . 6437 (In-Line) Fuel . . . . 3011			
2009-2007 GATOR HPX 617cc Gas Engine			TRAIL GATOR 6X4 658cc Yanmar Diesel Engine			WORKSITE GATOR w / Diesel Engine		Lube . . . . 1365 (Outer) Air . . . . 6449 <sup>155</sup> (Outer) Air . . . . 6449FR <sup>360</sup> (Inner) Air . . . . 2845 Fuel . . . . 3262
Lube . . . . Outer Air . . . . M113621 Outer Air . . . . M123378 Inner Air . . . . M148935 (Rotary Broom) Air . . . . M148936 (Wrap) Air . . . . AM141445 In-Tank Fuel . . . . AM117584 In-Tank Fuel . . . .	1394 <sup>53</sup> 6449FR <sup>360</sup> 6449 <sup>155</sup> 2845 NA w/ N/A N/A 600705				Lube . . . . 1365 (Outer) Air . . . . 6449 <sup>155</sup> (Outer) Air . . . . 2845 (Inner) Fuel . . . . 3262			
XUV GATOR 620I 4X4 617cc Gas Engine			<b>2003-2001</b> TRAIL GATOR 6X4 617cc Kawasaki Gas Engine			<b>KAWASAKI</b> <b>2022</b> KAF400 Mule SX 401cc & Calif. Models 1978-80		Lube . . . . 1394 <sup>53</sup> Air . . . . 500654 Fuel . . . . N/A
AM107423 Outer M113621 Outer M123378 Inner M148935 (Rotary Broom) M148936 (Wrap) AM141445 In-Tank AM117584 In-Tank	Lube . . . . Air . . . . Air . . . . Air . . . . Air . . . . Air . . . . Fuel . . . .	1394 <sup>53</sup> 6449FR <sup>360</sup> 6449 <sup>155</sup> 2845 NA w/ N/A N/A 600705			Lube . . . . 1394 <sup>53</sup> Air . . . . 6449FR <sup>360</sup> Single Air . . . . 6449 <sup>155</sup> M113621 Single (Heavy Duty Outer) Air . . . . 6436 (Heavy Duty Inner) Air . . . . 6437 (In-Line) Fuel . . . . 3011			
XUV GATOR 850D 4X4 854cc Diesel engine			TRAIL GATOR 6X4 658cc Yanmar Diesel Engine			MULE 4000 (KAF620), MULE 4010 4X4 (KAF620) 617cc Gas Engine		Lube . . . . 1360 Air . . . . 6449 Fuel . . . . N/A
M806418 Outer M113621 Outer M123378 Inner M148935 (Rotary Broom) M148936 (Wrap) M801101	Lube . . . . Air . . . . Air . . . . Air . . . . Air . . . . Air . . . . Fuel . . . .	1365 6449FR <sup>360</sup> 6449 <sup>155</sup> 2845 NA w/ N/A 3263			Lube . . . . 1365 Air . . . . 6449 <sup>155</sup> (Outer) Air . . . . 6449FR <sup>360</sup> (Outer) Air . . . . 2845 (Inner) Fuel . . . . 3262			
2000-1999 TRAIL GATOR 6X4 617cc Kawasaki Gas Engine						MULE PRO-FX, MULE PRO-FX EPS, MULE PRO-FX EPS LE, MULE PRO-FXR, MULE PRO-FXT L3 .812L 812CC 50CID		Lube . . . . 100360 Air . . . . 6449 Fuel . . . . N/A
M806418 Outer M113621 Outer M123378 Inner M148935 (Rotary Broom) M148936 (Wrap) M801101	Lube . . . . Air . . . . Air . . . . Air . . . . Air . . . . Air . . . . Fuel . . . .	1365 6449FR <sup>360</sup> 6449 <sup>155</sup> 2845 NA w/ N/A 3263			Lube . . . . 1394 <sup>53</sup> Air . . . . 6449FR <sup>360</sup> Single Air . . . . 6449 <sup>155</sup> M113621 Single (Heavy Duty Outer) Air . . . . 6436 (Heavy Duty Inner) Air . . . . 6437			
XUV GATOR 850D 4X4 854cc Diesel engine						MULE PRO-FXT EPS, MULE PRO-FXT EPS LE L3 .812L 812CC 50CID		Lube . . . . 100360 Air . . . . 6449 Fuel . . . . N/A
M806418 Outer M113621 Outer M123378 Inner M148935 (Rotary Broom) M148936 (Wrap) M801101	Lube . . . . Air . . . . Air . . . . Air . . . . Air . . . . Air . . . . Fuel . . . .	1365 6449FR <sup>360</sup> 6449 <sup>155</sup> 2845 NA w/ N/A 3263			Lube . . . . 1394 <sup>53</sup> Air . . . . 6449FR <sup>360</sup> Single Air . . . . 6449 <sup>155</sup> M113621 Single (Heavy Duty Outer) Air . . . . 6436 (Heavy Duty Inner) Air . . . . 6437			

UTILITY VEHICLES

N/A = Not Available N/R = Not Required N/S = Not Serviceable See pages 13-16 for footnotes  
 N/A = Non disponible N/R = Non nécessaire N/S = Non réparable Voir pages 13-16 pour des notes  
 N/A = No disponible N/R = No requiere N/S = No servible Ver las páginas 13-16 para las notas al pie de página



KAWASAKI

Utility Vehicles

Make, Model, Engine Marque, Modèle, Moteur Marca, Modelo, Motor	Serv. Type	Part No. N° de pieza N° de pièce	Make, Model, Engine Marque, Modèle, Moteur Marca, Modelo, Motor	Serv. Type	Part No. N° de pieza N° de pièce	Make, Model, Engine Marque, Modèle, Moteur Marca, Modelo, Motor	Serv. Type	Part No. N° de pieza N° de pièce
2022 (Cont'd/Suite)			2021 (Cont'd/Suite)			2020 (Cont'd/Suite)		
MULE PRO-MX EPS, MULE PRO-MX EPS LE L1 .695L 695CC 42CID			MULE PRO-FXT EPS, MULE PRO-FXT EPS LE L3 .812L 812CC 50CID			110131290 490190013	Air . . . . Fuel . . . .	6449 N/A
14043Y001 11013-Y005 490190013	Lube . . . Air . . . . Fuel . . . .	N/A N/A N/A	160970010 110131290 490190013	Lube . . . Air . . . . Fuel . . . .	100360 6449 N/A	MULE PRO-MX EPS LE L1 .695L 695CC 42CID		
MULE SX 401cc Gas Engine			MULE PRO-MX EPS, MULE PRO-MX EPS LE L1 .695L 695CC 42CID			14043Y001 11013-Y005 490190013	Lube . . . Air . . . . Fuel . . . .	N/A N/A N/A
490657010 110291004 110130037 490191055	Lube . . . Air . . . . Air . . . . Fuel . . . .	1394 500654 N/A N/A	14043Y001 11013-Y005 490190013	Lube . . . Air . . . . Fuel . . . .	N/A N/A N/A	MULE SX 401cc Gas Engine		
MULE SX 4x4 FI 401cc Gas Engine			MULE SX 401cc Gas Engine			490657010 110291004 110130037 490191055	Lube . . . Air . . . . Air . . . . Fuel . . . .	1394 500654 N/A N/A
490657010 110291004 110130037 49019-0032 In-Line	Lube . . . Air . . . . Air . . . . Fuel . . . .	1394 500654 N/A N/A	490657010 110291004 110130037 490191055	Lube . . . Air . . . . Air . . . . Fuel . . . .	1394 500654 N/A N/A	MULE SX 4x4 FI 401cc Gas Engine		
MULE SX 4x4 SE 401cc			MULE SX 4x4 FI 401cc Gas Engine			490657010 110291004 110130037 49019-0032 In-Line	Lube . . . Air . . . . Air . . . . Fuel . . . .	1394 500654 N/A N/A
490657010 110291004 110130037 490191055	Lube . . . Air . . . . Air . . . . Fuel . . . .	1394 500654 N/A N/A	490657010 110291004 110130037 49019-0032 In-Line	Lube . . . Air . . . . Air . . . . Fuel . . . .	1394 500654 N/A N/A	MULE SX 4x4 SE 401cc		
MULE SX 4x4 XC FI 401cc Gas Engine			MULE SX 4x4 SE 401cc			490657010 110291004 110130037 490191055	Lube . . . Air . . . . Air . . . . Fuel . . . .	1394 500654 N/A N/A
490657010 110291004 110130037 49019-0032 In-Line	Lube . . . Air . . . . Air . . . . Fuel . . . .	1394 500654 N/A N/A	490657010 110291004 110130037 490191055	Lube . . . Air . . . . Air . . . . Fuel . . . .	1394 500654 N/A N/A	MULE SX 4x4 XC FI 401cc Gas Engine		
MULE SX 4x4 XC LE FI 401cc			MULE SX 4x4 XC FI 401cc Gas Engine			490657010 110291004 110130037 49019-0032 In-Line	Lube . . . Air . . . . Air . . . . Fuel . . . .	1394 500654 N/A N/A
490657010 110291004 110130037 49019-0032 In-Line	Lube . . . Air . . . . Air . . . . Fuel . . . .	1394 500654 N/A N/A	490657010 110291004 110130037 49019-0032 In-Line	Lube . . . Air . . . . Air . . . . Fuel . . . .	1394 500654 N/A N/A	MULE SX 4x4 XC LE FI 401cc		
TERYX 783cc Gas Engine			MULE SX 4x4 XC LE FI 401cc			490657010 110291004 110130037 49019-0032 In-Line	Lube . . . Air . . . . Air . . . . Fuel . . . .	1394 500654 N/A N/A
160970007 110290025 490190013	Lube . . . Air . . . . Fuel . . . .	1358 N/A N/A	490657010 110291004 110130037 49019-0032 In-Line	Lube . . . Air . . . . Air . . . . Fuel . . . .	1394 500654 N/A N/A	TERYX, TERYX LE 783cc Gas Engine		
TERYX KRX 1000 999CC			TERYX, TERYX LE 783cc Gas Engine			160970007 110290025 490190013	Lube . . . Air . . . . Fuel . . . .	1358 <sup>53</sup> N/A N/A
160970007 110290025 490190013	Lube . . . Air . . . .	1358 <sup>53</sup> N/A	160970007 110290025 490190013	Lube . . . Air . . . . Fuel . . . .	1358 N/A N/A	TERYX4 783cc Gas Engine		
TERYX LE 783cc Gas Engine			TERYX4 783cc Gas Engine			160970007 110290025 490190013	Lube . . . Air . . . . Fuel . . . .	1358 N/A N/A
160970007 110290025 490190013	Lube . . . Air . . . . Fuel . . . .	1358 N/A N/A	160970007 110290025 490190013	Lube . . . Air . . . . Fuel . . . .	1358 N/A N/A	TERYX4 LE 783cc Gas Engine		
TERYX4 783cc Gas Engine			TERYX4 LE 783cc Gas Engine			160970007 110290025 490190013	Lube . . . Air . . . . Fuel . . . .	1358 N/A N/A
160970007 110290025 490190013	Lube . . . Air . . . . Fuel . . . .	1358 N/A N/A	160970007 110290025 490190013	Lube . . . Air . . . . Fuel . . . .	1358 N/A N/A	2019		
TERYX4 LE 783cc Gas Engine			KAF400 Mule SX 401cc & Calif. Models 1978-80			490657010 110291004 490191055	Lube . . . Air . . . . Fuel . . . .	1394 <sup>53</sup> 500654 N/A
160970007 110290025 490190013	Lube . . . Air . . . . Fuel . . . .	1358 N/A N/A	490657010 110291004 490191055	Lube . . . Air . . . . Fuel . . . .	1394 <sup>53</sup> 500654 N/A	MULE 4000 (KAF620), MULE 4000 TRANS, MULE 4010 4X4 (KAF620), MULE 4010 TRANS 4x4, MULE 4010 TRANS 4x4 SE 617cc Gas Engine		
MULE 4000 (KAF620), MULE 4010 4X4 (KAF620) 617cc Gas Engine			MULE 4000 (KAF620), MULE 4010 4X4 (KAF620) 617cc Gas Engine			49065-2071 110131290 110130037 490190013	Lube . . . Air . . . . Air . . . . Fuel . . . .	1360 6449 N/A N/A
49065-2071 110131290 490190013	Lube . . . Air . . . . Fuel . . . .	1360 6449 N/A	49065-2071 110131290 490190013	Lube . . . Air . . . . Fuel . . . .	1360 6449 N/A	MULE PRO-DX EPS DIESEL, MULE PRO-DXT DIESEL L3 .993L 993CC 61CID Diesel		
MULE PRO-FX, MULE PRO-FX EPS, MULE PRO-FX EPS LE, MULE PRO-FXR, MULE PRO-FXT L3 .812L 812CC 50CID			MULE PRO-FX, MULE PRO-FX EPS, MULE PRO-FX EPS LE, MULE PRO-FXR, MULE PRO-FXT L3 .812L 812CC 50CID			160970012 110131290 49019-0026 14043-0018	Lube . . . Air . . . . Fuel . . . . Fuel . . . .	1358 6449 N/A N/A
160970010 110131290 490190013	Lube . . . Air . . . . Fuel . . . .	100360 6449 N/A	160970010 110131290 490190013	Lube . . . Air . . . . Fuel . . . .	100360 6449 N/A	MULE PRO-FXT EPS, MULE PRO-FXT EPS LE L3 .812L 812CC 50CID		
MULE PRO-FXT EPS, MULE PRO-FXT EPS LE L3 .812L 812CC 50CID			MULE PRO-FXT EPS, MULE PRO-FXT EPS LE L3 .812L 812CC 50CID			160970010	Lube . . .	100360
160970010	Lube . . .	100360	160970010	Lube . . .	100360			

*Italicized Part Numbers May Not Be Available.*

Las piezas con números en *italicas* pueden no estar disponibles.  
Les numéros de pièce en *italiques* peuvent ne pas être disponibles.



Utility Vehicles

KAWASAKI

Make, Model, Engine Marque, Modèle, Moteur Marca, Modelo, Motor	Serv. Type	Part No. N° de pieza N° de pièce	Make, Model, Engine Marque, Modèle, Moteur Marca, Modelo, Motor	Serv. Type	Part No. N° de pieza N° de pièce	Make, Model, Engine Marque, Modèle, Moteur Marca, Modelo, Motor	Serv. Type	Part No. N° de pieza N° de pièce
2019 (Cont'd/Suite)			2018 (Cont'd/Suite)			2016		
MULE PRO-FX, MULE PRO-FX EPS, MULE PRO-FX EPS LE, MULE PRO-FXR, MULE PRO-FXT L3 .812L 812CC 50CID			KRF800 Teryx, KRT800 Teryx4 783cc Gas Engine			KAF400 MULE 600 401cc		
160970010 110131290 490190013	Lube ... 100360 Air ..... 6449 Fuel .... N/A		160970007 110290025	Lube ... 1358 <sup>53</sup> Air ..... N/A		49065-2078 110291004	Lube ... 1394 <sup>53</sup> Air ..... 500654	
MULE PRO-FXT EPS, MULE PRO-FXT EPS LE L3 .812L 812CC 50CID			MULE 4010 4X4 (KAF620) 617cc Gas Engine			KAF400 MULE 610 4X4 XC 401cc		
160970010 110131290 490190013	Lube ... 100360 Air ..... 6449 Fuel .... N/A		49065-2071 110131290 110130037 490190013	Lube ... 1360 Air ..... 6449 Air ..... N/A Fuel .... N/A		490657010 110291004	Lube ... 1394 <sup>53</sup> Air ..... 500654	
MULE SX 401cc Gas Engine			2017			KAF400 MULE 610 4X4 XC CAMO 401cc		
490657010 110291004 110130037 490191055	Lube ... 1394 Air ..... 500654 Air ..... N/A Fuel .... N/A		KAF400 Mule SX, KAF400 Mule SX 4x4 SE, KAF400 Mule SX 4x4 XC, KAF400 Mule SX 4x4 XC Camo, KAF400 Mule SX 4x4 XC SE 401cc & Calif. Models 1978-80			110291004	Lube ... 1394 <sup>53</sup> Air ..... 500654	
MULE SX 4x4 FI 401cc Gas Engine			KAF620 Mule 4000, KAF620 Mule 4010 4x4, KAF620 Mule 4010 4x4 SE, KAF620 Mule 4010 Trans 4x4, KAF620 Mule 4010 Trans 4x4 Camo 617cc			KAF400 MULE 610 4X4 XC SE, KAF400 MULE 610 4X4 XC, KAF400 MULE 610 4X4 SE 401cc		
490657010 110291004 110130037 49019-0032 In-Line	Lube ... 1394 Air ..... 500654 Air ..... N/A Fuel .... N/A		490657010 110291004	Lube ... 1394 <sup>53</sup> Air ..... 500654		490657010 110291004	Lube ... 1394 <sup>53</sup> Air ..... 500654	
MULE SX 4x4 SE 401cc			KAF620 Mule 4010 Trans 4x4 SE 617cc			KAF620 Mule 4000 617cc		
490657010 110291004 110130037 490191055	Lube ... 1394 Air ..... 500654 Air ..... N/A Fuel .... N/A		49065-2071 110131290	Lube ... 1360 Air ..... 6449		49065-2071 110131290	Lube ... 1360 Air ..... 6449	
MULE SX 4x4 XC FI 401cc Gas Engine			KAF820 Mule PRO-FX, KAF820 Mule PRO-FX EPS, KAF820 Mule PRO-FX EPS Camo, KAF820 Mule PRO-FX EPS LE, KAF820 Mule PRO-FXT 812cc			KAF620 Mule 4010 4x4, KAF620 Mule 4010 4x4 SE, KAF620 Mule 4010 Trans 4x4, KAF620 Mule 4010 Trans 4x4 SE 617cc		
490657010 110291004 110130037 49019-0032 In-Line	Lube ... 1394 Air ..... 500654 Air ..... N/A Fuel .... N/A		160970010 110131290	Lube ... 100360 Air ..... 6449		49065-2071 110131290	Lube ... 1360	
MULE SX 4x4 XC LE FI 401cc			KAF820 Mule PRO-FX EPS, KAF820 Mule PRO-FXT EPS Camo, KAF820 Mule PRO-FXT EPS LE, KAF820 Mule PRO-FXT Ranch Edition 812cc			KAF800 MULE PRO-FX, KAF800 MULE PRO-FX EPS, KAF800 MULE PRO-FX EPS CAMO, KAF800 MULE PRO-FX EPS LE, KAF800 MULE PRO-FXT 812cc		
490657010 110291004 110130037 49019-0032 In-Line	Lube ... 1394 Air ..... 500654 Air ..... N/A Fuel .... N/A		160970010 110131290	Lube ... 100360 Air ..... 6449		KAF800 MULE PRO-FXT EPS, KAF800 MULE PRO-FXT RANCH EDITION 812cc	Lube ... 1394 <sup>53</sup>	
TERYX, TERYX LE 783cc Gas Engine			KAF820 Mule PRO-FX 812cc			KAF820 Mule PRO-FX 812cc		
160970007 110290025 490190013	Lube ... 1358 Air ..... N/A Fuel .... N/A		160970010 110131290	Lube ... 100360 Air ..... 6449		160970010 110131290	Lube ... 100360 Air ..... 6449	
TERYX4 783cc Gas Engine			KAF820 Mule PRO-FX EPS, KAF820 Mule PRO-FXT EPS Camo, KAF820 Mule PRO-FXT EPS LE, KAF820 Mule PRO-FXT Ranch Edition 812cc			KAF820 Mule PRO-FX EPS, KAF820 Mule PRO-FX EPS Camo, KAF820 Mule PRO-FX EPS LE, KAF820 Mule PRO-FXT, KAF820 Mule PRO-FXT EPS 812cc		
160970007 110290025 490190013	Lube ... 1358 Air ..... N/A Fuel .... N/A		160970010 110131290	Lube ... 100360 Air ..... 6449		160970010	Lube ... 100360	
TERYX4 LE 783cc Gas Engine			MULE PRO-DXT EPS DIESEL 993CC Diesel			KAF820 Mule PRO-FXT EPS Camo, KAF820 Mule PRO-FXT EPS LE, KAF820 Mule PRO-FXT Ranch Edition 812cc		
160970007 110290025 490190013	Lube ... 1358 Air ..... N/A Fuel .... N/A		160970012 110131290	Lube ... 1358 <sup>53</sup> Air ..... 6449		160970010	Lube ... 100360	
2018			KAF1000 MULE PRO-DXT EPS LE DIESEL 993CC Diesel			KAF820 Mule PRO-FXT EPS 812cc		
KAF400 Mule SX 401cc & Calif. Models 1978-80			160970012 110131290	Lube ... 1358 <sup>53</sup> Air ..... 6449		160970010	Lube ... 100360	
490657010 110291004 490191055	Lube ... 1394 <sup>53</sup> Air ..... 500654 Fuel .... N/A		KRF800 Teryx, KRF800 Teryx Camo, KRF800 Teryx LE, KRT800 Teryx4, KRT800 Teryx4 Camo 783cc Gas Engine			160970012	Lube ... 1358 <sup>53</sup>	
KAF620 Mule 4000 617cc			160970007 110290025	Lube ... 1358 <sup>53</sup> Air ..... N/A		KAF1000 MULE PRO-DXT DIESEL 993CC Diesel		
49065-2071 110131290	Lube ... 1360 Air ..... 6449		160970012 110290025	Lube ... 1358 <sup>53</sup> Air ..... N/A		160970012	Lube ... 1358	
KAF820 Mule PRO-FX 812cc			KRT800 Teryx4 LE 783cc Gas Engine			KAF1000 MULE PRO-DXT EPS DIESEL, KAF1000 MULE PRO-DX DIESEL, KAF1000 MULE PRO-DX EPS LE DIESEL 993CC Diesel		
160970010 110131290	Lube ... 100360 Air ..... 6449		160970007 110290025	Lube ... 1358 <sup>53</sup> Air ..... N/A		160970012	Lube ... 1358 <sup>53</sup>	
KAF1000 MULE PRO-DX EPS DIESEL, KAF1000 MULE PRO-DXT DIESEL, KAF1000 MULE PRO-DXT EPS DIESEL 993CC Diesel			MULE 4010 4X4 (KAF620) 617cc Gas Engine			KAF1000 MULE PRO-DXT EPS DIESEL 993CC Diesel		
160970012 110131290 49019-0026	Lube ... 1358 <sup>53</sup> Air ..... 6449 Fuel .... N/A		49065-2071 110131290 110130037 490190013	Lube ... 1360 Air ..... 6449 Air ..... N/A Fuel .... N/A		160970007 110290025	Lube ... 1358 <sup>53</sup> Air ..... N/A	

N/A = Not Available N/R = Not Required N/S = Not Serviceable See pages 13-16 for footnotes  
 N/A = Non disponible N/R = Non nécessaire N/S = Non réparable Voir pages 13-16 pour des notes  
 N/A = No disponible N/R = No requiere N/S = No servible Ver las páginas 13-16 para las notas al pie de página

UTILITY VEHICLES





KAWASAKI

Utility Vehicles

Make, Model, Engine Marque, Modèle, Moteur Marca, Modelo, Motor	Serv. Type	Part No. N° de pieza N° de pièce	Make, Model, Engine Marque, Modèle, Moteur Marca, Modelo, Motor	Serv. Type	Part No. N° de pieza N° de pièce	Make, Model, Engine Marque, Modèle, Moteur Marca, Modelo, Motor	Serv. Type	Part No. N° de pieza N° de pièce
2016 (Cont'd/Suite) KRT800 Teryx4 Camo, KRT800 Teryx4 LE 783cc Gas Engine 160970070	Lube . . .	1358 <sup>53</sup>	2014 (Cont'd/Suite) MULE 4010 TRANS 4X4 (KAF950) 950cc Diesel Engine	Lube . . .	1394 <sup>53</sup> Air . . . . . 6449 <sup>155</sup> Air . . . . . 6449FR <sup>360</sup>	2011-2009 (Cont'd/Suite) MULE 4010 TRANS 4X4 (KAF620) 620cc Gas Engine	Air . . . . .	6449FR <sup>360</sup>
MULE 4010 4X4 (KAF620) 617cc Gas Engine 49065-2071 110131290 110130037 490190013	Lube . . . Air . . . . . Air . . . . . Fuel . . . . .	1360 6449 N/A N/A	TERYX (KRF800), TERYX (KRT800), TERYX 4 (KRT800), TERYX 4 LE (KRT800) 783cc Gas Engine 110290025 490190013	Lube . . . Air . . . . . Fuel . . . . .	1358 <sup>53</sup> N/A N/A	MULE 4010 TRANS 4X4 (KAF950) 950cc Diesel Engine	Lube . . . Air . . . . . Air . . . . .	1394 <sup>53</sup> 6449 <sup>155</sup> 6449FR <sup>360</sup>
<b>2015</b> MULE 600 (KAF400), MULE 610 4X4 (KAF400) 401cc Gas Engine 490657010 110291004 490191055	Lube . . . Air . . . . . Fuel . . . . .	1394 <sup>53</sup> 500654 N/A	<b>2013</b> MULE 600 (KAF400), MULE 610 4X4 (KAF400), MULE 610 4X4 XC (KAF400) 401cc Gas Engine	Lube . . . Air . . . . . Air . . . . .	1394 <sup>53</sup> 6449 <sup>155</sup> 6449FR <sup>360</sup>	<b>2008</b> MULE 600 (KAF400), MULE 610 4X4 (KAF400), MULE 610 4X4 XC (KAF400) 401cc Gas Engine	Lube . . . Air . . . . . Air . . . . .	1394 <sup>53</sup> 6449 <sup>155</sup> 6449FR <sup>360</sup>
MULE 4000 (KAF620) 620cc Gas Engine 49065-2071 490191055	Lube . . . Air . . . . . Air . . . . . Fuel . . . . .	1360 6449 <sup>155</sup> 6449FR <sup>360</sup> N/A	MULE 4010 4X4 DIESEL (KAF950) 953cc Diesel Engine	Lube . . . Air . . . . . Air . . . . .	1394 <sup>53</sup> 6449 <sup>155</sup> 6449FR <sup>360</sup>	MULE 3000 (KAF620), MULE 3010 4X4 (KAF620) 617cc Gas Engine	Lube . . . Air . . . . . Air . . . . . Fuel . . . . .	1394 <sup>53</sup> 6449 <sup>155</sup> 6449FR <sup>360</sup> 3011
MULE 4010 4X4 (KAF620) 620cc Gas Engine 49065-2071 110131290 490190013	Lube . . . Air . . . . . Air . . . . . Fuel . . . . .	1360 6449 <sup>155</sup> 6449FR <sup>360</sup> N/A	MULE 4010 TRANS 4X4 (KAF950) 950cc Diesel Engine	Lube . . . Air . . . . . Air . . . . .	1394 <sup>53</sup> 6449 <sup>155</sup> 6449FR <sup>360</sup>	MULE 3010 DIESEL TRANS 4X4 (KAF950) 953cc Diesel Engine	Lube . . . Air . . . . . Air . . . . . Fuel . . . . .	1394 <sup>53</sup> 6449 <sup>155</sup> 6449FR <sup>360</sup> 3011
MULE PRO-FXT (KAF820) 817cc Engine 160970010 110131290 110131290 490190013	Lube . . . Air . . . . . Air . . . . . Fuel . . . . .	100360 6449 <sup>155</sup> 6449FR <sup>360</sup> N/A	<b>2012</b> MULE 600 (KAF400), MULE 610 4X4 (KAF400), MULE 610 4X4 XC (KAF400) 401cc Gas Engine 110291004	Lube . . . Air . . . . .	1394 <sup>53</sup> 500654	MULE 4010 4X4 DIESEL (KAF950) 953cc Diesel Engine	Lube . . . Air . . . . . Air . . . . .	1394 <sup>53</sup> 6449 <sup>155</sup> 6449FR <sup>360</sup>
TERYX (KRF800), TERYX 4 (KRT800) 783cc Gas Engine 110290025 490190013	Lube . . . Air . . . . . Fuel . . . . .	1358 <sup>53</sup> N/A N/A	MULE 4000 (KAF620), MULE 4010 4X4 (KAF620) 620cc Gas Engine	Lube . . . Air . . . . . Air . . . . .	1394 <sup>53</sup> 6449 <sup>155</sup> 6449FR <sup>360</sup>	<b>2007</b> MULE 600 (KAF400), MULE 610 4X4 (KAF400) 401cc Gas Engine	Lube . . . Air . . . . . Air . . . . .	1394 <sup>53</sup> 6449 <sup>155</sup> 6449FR <sup>360</sup>
<b>2014</b> MULE 600 (KAF400) 401cc Gas Engine	Lube . . . Air . . . . . Air . . . . .	1394 <sup>53</sup> 6449 <sup>155</sup> 6449FR <sup>360</sup>	MULE 4010 4X4 DIESEL (KAF950) 953cc Diesel Engine	Lube . . . Air . . . . . Air . . . . .	1394 <sup>53</sup> 6449 <sup>155</sup> 6449FR <sup>360</sup>	MULE 3000 (KAF620), MULE 3010 4X4 (KAF620) 617cc Gas Engine	Lube . . . Air . . . . . Air . . . . . Fuel . . . . .	1394 <sup>53</sup> 6449 <sup>155</sup> 6449FR <sup>360</sup> 3011
MULE 610 4X4 (KAF400), MULE 610 4X4 XC (KAF400) 401cc Gas Engine 110291004	Lube . . . Air . . . . .	1394 <sup>53</sup> 500654	MULE 4010 TRANS 4X4 (KAF620) 620cc Gas Engine	Lube . . . Air . . . . . Air . . . . .	1394 <sup>53</sup> 6449 <sup>155</sup> 6449FR <sup>360</sup>	MULE 3010 DIESEL TRANS 4X4 (KAF950) 953cc Diesel Engine	Lube . . . Air . . . . . Air . . . . . Fuel . . . . .	1394 <sup>53</sup> 6449 <sup>155</sup> 6449FR <sup>360</sup> 3011
MULE 4000 (KAF620) 620cc Gas Engine 49065-2071 110131290 490191055	Lube . . . Air . . . . . Air . . . . . Fuel . . . . .	1360 6449 <sup>155</sup> 6449FR <sup>360</sup> N/A	MULE 4010 TRANS 4X4 (KAF950) 953cc Diesel Engine	Lube . . . Air . . . . . Air . . . . .	1394 <sup>53</sup> 6449 <sup>155</sup> 6449FR <sup>360</sup>	<b>2006-2005</b> MULE 600 (KAF400), MULE 610 4X4 (KAF400) 401cc Gas Engine	Lube . . . Air . . . . . Air . . . . . Fuel . . . . .	1394 <sup>53</sup> 6449 <sup>155</sup> 6449FR <sup>360</sup> N/A
MULE 4010 4X4 (KAF620) 620cc Gas Engine 49065-2071 110131290 490190013	Lube . . . Air . . . . . Air . . . . . Fuel . . . . .	1360 6449 <sup>155</sup> 6449FR <sup>360</sup> N/A	<b>2011-2009</b> MULE 600 (KAF400), MULE 610 4X4 (KAF400), MULE 610 4X4 XC (KAF400) 401cc Gas Engine	Lube . . . Air . . . . . Air . . . . .	1394 <sup>53</sup> 6449 <sup>155</sup> 6449FR <sup>360</sup>	MULE 3000 (KAF620), MULE 3010 4X4 (KAF620) 617cc Gas Engine	Lube . . . Air . . . . . Air . . . . . Fuel . . . . .	1394 <sup>53</sup> 6449 <sup>155</sup> 6449FR <sup>360</sup> 3011
MULE 4010 4X4 DIESEL (KAF950) 953cc Diesel Engine	Lube . . . Air . . . . . Air . . . . .	1394 <sup>53</sup> 6449 <sup>155</sup> 6449FR <sup>360</sup>	MULE 4000 (KAF620), MULE 4010 4X4 (KAF620) 620cc Gas Engine	Lube . . . Air . . . . . Air . . . . .	1394 <sup>53</sup> 6449 <sup>155</sup> 6449FR <sup>360</sup>	MULE 3010 DIESEL TRANS 4X4 (KAF950) 953cc Diesel Engine	Lube . . . Air . . . . . Air . . . . . Fuel . . . . .	1394 <sup>53</sup> 6449 <sup>155</sup> 6449FR <sup>360</sup> 3011
MULE 4010 TRANS 4X4 (KAF620) 620cc Gas Engine 49065-2071 110131290 490190013	Lube . . . Air . . . . . Air . . . . . Fuel . . . . .	1360 6449 <sup>155</sup> 6449FR <sup>360</sup> N/A	MULE 4010 4X4 DIESEL (KAF950) 953cc Diesel Engine	Lube . . . Air . . . . .	1394 <sup>53</sup> 6449 <sup>155</sup>	<b>510561056</b>	Lube . . . Air . . . . . Air . . . . . Fuel . . . . .	1394 <sup>53</sup> 6449 <sup>155</sup> 6449FR <sup>360</sup> N/A

UTILITY VEHICLES

*Italicized Part Numbers May Not Be Available.*

Las piezas con números en *italicas* pueden no estar disponibles.  
Les numéros de pièce en *italiques* peuvent ne pas être disponibles.



Utility Vehicles

KAWASAKI — KIOTI

Make, Model, Engine Marque, Modèle, Moteur Marca, Modelo, Motor	Serv. Type	Part No. N° de pieza N° de pièce	Make, Model, Engine Marque, Modèle, Moteur Marca, Modelo, Motor	Serv. Type	Part No. N° de pieza N° de pièce	Make, Model, Engine Marque, Modèle, Moteur Marca, Modelo, Motor	Serv. Type	Part No. N° de pieza N° de pièce
2006-2005 (Cont'd/Suite) MULE 3020 (KAF620) 617cc Gas Engine			2002 (Cont'd/Suite)			1993 (Cont'd/Suite)		
				Fuel . . . .	3011			Fuel . . . . 3011
			<b>2001</b>			<b>1991</b>		
		Lube . . . 1394 <sup>53</sup> Air . . . . 6449 <sup>155</sup> Air . . . . 6449FR <sup>360</sup> Fuel . . . . 3011	MULE 520 (KAF300), MULE 550 (KAF300) 286cc Gas Engine			MULE 500 (KAF300) 286cc Gas Engine		Lube . . . 1394 <sup>53</sup> Air . . . . 500654 Fuel . . . . 3011
<b>2004</b>			110291004	Lube . . . 1394 <sup>53</sup> Air . . . . 500654 Fuel . . . . 3011		110291004		
MULE 550 (KAF300) 286cc Gas Engine			MULE 2510 DIESEL (KAF950) 953cc Diesel Engine			MULE 2030 (KAF540) 540cc Gas Engine		Lube . . . 1365 Air . . . . 2439 Fuel . . . . N/A
110291004			510561051			490191067		
MULE 600 (KAF400) 401cc Gas Engine			<b>1990</b>			<b>1990</b>		
		Lube . . . 1394 <sup>53</sup> Air . . . . 6449 <sup>155</sup> Air . . . . 6449FR <sup>360</sup>	MULE 3000 (KAF620), MULE 3010 4X4 (KAF620), MULE 3020 (KAF620) 617cc Gas Engine			MULE 2010, MULE 2020 540cc Gas Engine		Lube . . . 1365 Air . . . . 2439 Fuel . . . . 3011
MULE 3000 (KAF620), MULE 3010 4X4 (KAF620) 617cc Gas Engine				Lube . . . 1394 <sup>53</sup> Air . . . . 6449 <sup>155</sup> Air . . . . 6449FR <sup>360</sup> Fuel . . . . 3011				
			<b>2000</b>			<b>1988</b>		
MULE 3010 DIESEL TRANS 4X4 (KAF950) 953cc Diesel Engine			MULE 520 (KAF300), MULE 550 (KAF300) 286cc Gas Engine			MULE 1000 450cc Gas Engine		Lube . . . 1365 Air . . . . N/A Fuel . . . . 3011
		Lube . . . 1394 <sup>53</sup> Air . . . . 6449 <sup>155</sup> Air . . . . 6449FR <sup>360</sup> Fuel . . . . 3011	110291004			110131207		
510561056			MULE 2500 (KAF620), MULE 2510 (KAF620) 617cc Gas Engine			MULE SX 4x4 FI 401cc Gas Engine		Lube . . . 1394 Air . . . . 500654 Air . . . . N/A Fuel . . . . N/A
MULE 3020 (KAF620) 617cc Gas Engine			110291004	Lube . . . 1394 <sup>53</sup> Air . . . . 500654 Fuel . . . . 3011		490657010 110291004 110130037 49019-0032 In-Line		
		Lube . . . 1394 <sup>53</sup> Air . . . . 6449 <sup>155</sup> Air . . . . 6449FR <sup>360</sup> Fuel . . . . 3011	MULE 2510 DIESEL (KAF950) 953cc Diesel Engine			<b>KIOTI</b>		
						<b>2022-2021</b>		
<b>2003</b>			510561051	Lube . . . 1394 <sup>53</sup> Air . . . . 6449 <sup>155</sup> Air . . . . 6449FR <sup>360</sup> Fuel . . . . 308059		2200 MECHRON (UTILITY) 1007CC Engine Code 3C100LFU		
MULE 550 (KAF300) 286cc Gas Engine			MULE 2520 (KAF620) 617cc Gas Engine			E520532091 T235011641 T235011641 8461243160		Lube . . . 1334 <sup>53</sup> Air . . . . 6449 <sup>155</sup> Air . . . . 6449FR <sup>360</sup> Fuel . . . . 3507
110291004			110291004	Lube . . . 1394 <sup>53</sup> Air . . . . 500654 Fuel . . . . 3011		<b>2013-2011</b>		
MULE 3000 (KAF620), MULE 3010 4X4 (KAF620) 617cc Gas Engine						2200 MECHRON (UTILITY) 1007cc Kiotti 3C100LW Engine		
		Lube . . . 1394 <sup>53</sup> Air . . . . 6449 <sup>155</sup> Air . . . . 6449FR <sup>360</sup> Fuel . . . . 3011	<b>1999, 1998, 1997, 1995</b>			E520532091 T235011641 T235011641 8461243160		Lube . . . 1334 <sup>53</sup> Air . . . . 6449 <sup>155</sup> Air . . . . 6449FR <sup>360</sup> Fuel . . . . 3507
510561056			MULE 550 (KAF300) 286cc Gas Engine			2200 MECHRON (UTILITY) L3 1L 1000CC 61CID (3C100LFU) Diesel		
MULE 3010 DIESEL TRANS 4X4 (KAF950) 953cc Diesel Engine			110291004	Lube . . . 1394 <sup>53</sup> Air . . . . 500654 Fuel . . . . 3011		E520532091 1530132431 T235011641 T468243172 8461243160		Lube . . . 1334 <sup>53</sup> Lube . . . 1182 Air . . . . 6449 F/W Sep. N/A Fuel . . . . 3507
MULE 3020 (KAF620) 617cc Gas Engine			<b>1994</b>			2200PS MECHRON (UTILITY) w/ L3 1L 1000CC 61CID (3C100LFU) Diesel		
		Lube . . . 1394 <sup>53</sup> Air . . . . 6449 <sup>155</sup> Air . . . . 6449FR <sup>360</sup> Fuel . . . . 3011	MULE 2500 (KAF620) 620cc Gas Engine			E520532091 1530132431 T235011641 T468243172 8461243160		Lube . . . 1334 <sup>53</sup> Lube . . . 1182 Air . . . . 6449 F/W Sep. N/A Fuel . . . . 3507
<b>2002</b>			110291004	Lube . . . 1394 <sup>53</sup> Air . . . . 500654 Fuel . . . . 3011		<b>2013-2011</b>		
MULE 2510 DIESEL (KAF950) 953cc Diesel Engine						2240 MECHRON (UTILITY) L3 1LITER 1000CC 61CID, (3C100LFU)(Diesel) HP22 KW16.4 Kiotti)		
510561056			<b>1993</b>			E520532091 1530132431 T235011641 T468243172 8461243160		Lube . . . 1334 <sup>53</sup> Lube . . . 1182 Air . . . . 6449 F/W Sep. N/A Fuel . . . . 3507
MULE 3000 (KAF620), MULE 3010 4X4 (KAF620), MULE 3020 (KAF620) 617cc Gas Engine			MULE 500 (KAF300) 286cc Gas Engine					
		Lube . . . 1394 <sup>53</sup> Air . . . . 6449 <sup>155</sup> Air . . . . 6449FR <sup>360</sup>	110291004	Lube . . . 1394 <sup>53</sup> Air . . . . 500654 Fuel . . . . 3011				
			MULE 2510 (KAF620), MULE 2520 (KAF620) 617cc Gas Engine					
		Lube . . . 1394 <sup>53</sup> Air . . . . 6449 <sup>155</sup> Air . . . . 6449FR <sup>360</sup>	110291004	Lube . . . 1394 <sup>53</sup> Air . . . . 500654				

N/A = Not Available N/R = Not Required N/S = Not Serviceable See pages 13-16 for footnotes  
 N/A = Non disponible N/R = Non nécessaire N/S = Non réparable Voir pages 13-16 pour des notes  
 N/A = No disponible N/R = No requiere N/S = No servible Ver las páginas 13-16 para las notas al pie de página

UTILITY VEHICLES





KUBOTA

Utility Vehicles

Make, Model, Engine Marque, Modèle, Moteur Marca, Modelo, Motor	Serv. Type	Part No. N° de pieza N° de pièce	Make, Model, Engine Marque, Modèle, Moteur Marca, Modelo, Motor	Serv. Type	Part No. N° de pieza N° de pièce	Make, Model, Engine Marque, Modèle, Moteur Marca, Modelo, Motor	Serv. Type	Part No. N° de pieza N° de pièce
<b>KUBOTA</b>			2021 (Cont'd/Suite)			2020-2019 (Cont'd/Suite)		
<b>2022</b>			32721-58242 Air . . . . 500015 <sup>516</sup> HHK7214080 Hyd . . . . 1367 HHK7014070 Hyd . . . . 400013			RTV-X900 898cc Kubota D902-E4-UV Engine Diesel HH150-32430 Lube . . . 1365 1G31911210 Air . . . . 500428 6A32059930 Fuel . . . . 3830 HHK7014070 Hyd . . . . 400013 HHK3216770 Trans. . . 400043		
RTV500 456cc Kubota GZD460 Engine			RTV1140 1123cc Kubota D1105-E3-UV Engine			RTV-X1100C 1123cc Kubota D1105-E4-UV Engine Diesel		
HH150-32430 Lube . . . 1365 K7561-82360 Air . . . . 2845 <sup>515</sup> K1211-82320 Air . . . . 6449 <sup>515</sup> 6C06099410 Air . . . . 9410 <sup>516</sup> 32721-58242 Air . . . . 500015 <sup>516</sup> HHK7214080 Hyd . . . . 1367 HHK7014070 Hyd . . . . 400013			HH150-32094 Lube . . . 1064 <sup>53</sup> TC02016320 Outer Air . . . . 500027 T027093220 Inner Air . . . . 500031 12581-43012 In-Line Fuel . . . . 3972 6780037120 Suction Hyd . . . . N/A HHK7014070 Return Hyd . . . . 400013 HHK7114080 Suction Trans. . . 1367 Hydrostatic Drive Trans. . . 400013			HH150-32430 Lube . . . 1365 1G31911210 Air . . . . 500428 6A32059930 Fuel . . . . 3830 HHK7014070 Hyd . . . . 400013 HHK3216770 Trans. . . 400043		
RTV520 V2 514CC 31CID			RTV-X900 898cc Kubota D902-E4-UV Engine Diesel			RTV-X1120 1123cc Kubota D1105-E4-UV Engine Diesel		
HH150-32430 Lube . . . 1365 K7561-82360 Air . . . . 2845 <sup>515</sup> K1211-82320 Air . . . . 6449 <sup>515</sup> 6C06099410 Air . . . . 9410 <sup>516</sup> 32721-58242 Air . . . . 500015 <sup>516</sup> HHK7214080 Hyd . . . . 1367 HHK7014070 Hyd . . . . 400013			HH150-32430 Lube . . . 1365 1G31911210 Air . . . . 500428 6A32059930 Fuel . . . . 3830 HHK7014070 Hyd . . . . 400013 HHK3216770 Trans. . . 400043			HH150-32094 Lube . . . 1064 1G31911210 Outer Air . . . . 500428 K759182360 Inner Air . . . . 500430 6A32059930 Fuel . . . . 3830 HHK3216770 Hyd . . . . 400043 HHK7014070 Trans. . . 400013		
RTV-X900 898cc Kubota D902-E4-UV Engine Diesel			RTV-X1100C 1123cc Kubota D1105-E4-UV Engine Diesel			RTV-X1140 1123cc Kubota D1105-E4-UV Engine Diesel		
HH150-32430 Lube . . . 1365 1G31911210 Air . . . . 500428 6A32059930 Fuel . . . . 3830 HHK7014070 Hyd . . . . 400013 HHK3216770 Trans. . . 400043			HH150-32094 Lube . . . 1064 1G31911210 Outer Air . . . . 500428 K759182360 Inner Air . . . . 500430 6A32059930 Fuel . . . . 3830 HHK3216770 Hyd . . . . 400043 HHK7014070 Trans. . . 400013			HH150-32094 Lube . . . 1064 <sup>53</sup> K759182360 Inner Air . . . . 500430 1G319-11212 Outer Air . . . . 500428 6A32059930 Fuel . . . . 3830 HHK7114080 Hyd . . . . 1367 HHK7014070 Hyd . . . . 400013 6780037120 Hyd . . . . N/A HHK3216770 Trans. . . 400043		
RTV-X1100C 1123cc Kubota D1105-E4-UV Engine Diesel			RTV-X1120 1123cc Kubota D1105-E4-UV Engine Diesel			RTV-XG850 V2 .851L 851CC 52CID		
HH150-32094 Lube . . . 1064 1G31911210 Outer Air . . . . 500428 K759182360 Inner Air . . . . 500430 6A32059930 Fuel . . . . 3830 HHK3216770 Hyd . . . . 400043 HHK7014070 Trans. . . 400013			HH150-32094 Lube . . . 1064 1G31911210 Air . . . . 500428 6A32059930 Fuel . . . . 3830 HHK7014070 Hyd . . . . 400013			HH150-32430 Lube . . . 1365 <sup>53</sup> 1G319-11212 Outer Air . . . . 500428		
RTV-X1140 1123cc Kubota D1105-E4-UV Engine Diesel			RTV-X1140 1123cc Kubota D1105-E4-UV Engine Diesel			<b>2018</b>		
HH150-32094 Lube . . . 1064 1G31911210 Air . . . . 500428 6A32059930 Fuel . . . . 3830 HHK7014070 Hyd . . . . 400013			HH150-32094 Lube . . . 1064 <sup>53</sup> K759182360 Inner Air . . . . 500430 1G319-11212 Outer Air . . . . 500428 6A32059930 Fuel . . . . 3830 HHK7114080 Hyd . . . . 1367 HHK7014070 Hyd . . . . 400013 6780037120 Hyd . . . . N/A HHK3216770 Trans. . . 400043			RTV1140 1123cc Kubota D1105-E3-UV Engine		
RTV-X1140 1123cc Kubota D1105-E4-UV Engine Diesel			RTV-XG850 V2 .851L 851CC 52CID			HH150-32094 Lube . . . 1064 <sup>53</sup> TC02016320 Outer Air . . . . 500027 T027093220 Inner Air . . . . 500031 12581-43012 In-Line Fuel . . . . 3972 6780037120 Suction Hyd . . . . N/A HHK7014070 Return Hyd . . . . 400013 HHK7114080 Suction Trans. . . 1367 Hydrostatic Drive Trans. . . 400013		
HH150-32094 Lube . . . 1064 1G31911210 Air . . . . 500428 6A32059930 Fuel . . . . 3830 HHK7014070 Hyd . . . . 400013			HH150-32430 Lube . . . 1365 <sup>53</sup> 1G319-11212 Outer Air . . . . 500428			RTV-X1100C 1123cc Kubota D1105-E4-UV Engine Diesel		
RTV-XG850 SIDEKICK V2 .851L 851CC 52CID			<b>2020-2019</b>			HH150-32094 Lube . . . 1064 1G31911210 Outer Air . . . . 500428 K759182360 Inner Air . . . . 500430 6A32059930 Fuel . . . . 3830 HHK3216770 Hyd . . . . 400043 HHK7014070 Trans. . . 400013		
HH150-32430 Lube . . . 1365 K759182360 Air . . . . 500430 1G319-11212 Air . . . . 500428			RTV400CI 404cc Kubota 16HP EFI Gas Engine			HH150-32094 Lube . . . 1064 1G31911210 Outer Air . . . . 500428 K759182360 Inner Air . . . . 500430 6A32059930 Fuel . . . . 3830 HHK3216770 Hyd . . . . 400043 HHK7014070 Trans. . . 400013		
RTV500 456cc Kubota GZD460 Engine			RTV500 456cc Kubota GZD460 Engine			RTV-XG850 V2 .851L 851CC 52CID		
HH150-32430 Lube . . . 1365 K7561-82360 Air . . . . 2845 <sup>515</sup> K1211-82320 Air . . . . 6449 <sup>515</sup> 6C06099410 Air . . . . 9410 <sup>516</sup> 32721-58242 Air . . . . 500015 <sup>516</sup> HHK7214080 Hyd . . . . 1367 HHK7014070 Hyd . . . . 400013			HH150-32430 Lube . . . 1365 6C06099410 Air . . . . 9410			HH150-32430 Lube . . . 1365 <sup>53</sup> 1G319-11212 Outer Air . . . . 500428 K759182360 Inner Air . . . . 500430 6A32059930 Fuel . . . . 3830 HHK3216770 Hyd . . . . 400043 HHK7014070 Trans. . . 400013		
RTV520 V2 514CC 31CID			RTV1140 1123cc Kubota D1105-E3-UV Engine			<b>2017</b>		
HH150-32430 Lube . . . 1365 K7561-82360 Air . . . . 2845 <sup>515</sup> K1211-82320 Air . . . . 6449 <sup>515</sup> 6C06099410 Air . . . . 9410 <sup>516</sup> 32721-58242 Air . . . . 500015 <sup>516</sup> HHK7214080 Hyd . . . . 1367 HHK7014070 Hyd . . . . 400013			HH150-32094 Lube . . . 1064 <sup>53</sup> TC02016320 Outer Air . . . . 500027 T027093220 Inner Air . . . . 500031 12581-43012 In-Line Fuel . . . . 3972 6780037120 Suction Hyd . . . . N/A HHK7014070 Return Hyd . . . . 400013 HHK7114080 Suction Trans. . . 1367 Hydrostatic Drive Trans. . . 400013			RTV1140 1123cc Kubota D1105-E3-UV Engine		
RTV520 V2 514CC 31CID			HH150-32094 Lube . . . 1064 <sup>53</sup> TC02016320 Outer Air . . . . 500027 T027093220 Inner Air . . . . 500031 12581-43012 In-Line Fuel . . . . 3972 6780037120 Suction Hyd . . . . N/A HHK7014070 Return Hyd . . . . 400013 HHK7114080 Suction Trans. . . 1367 Hydrostatic Drive Trans. . . 400013			HH150-32094 Lube . . . 1064 <sup>53</sup> TC02016320 Outer Air . . . . 500027 T027093220 Inner Air . . . . 500031 12581-43012 In-Line Fuel . . . . 3972 6780037120 Suction Hyd . . . . N/A HHK7014070 Return Hyd . . . . 400013 HHK7114080 Suction Trans. . . 1367 Hydrostatic Drive Trans. . . 400013		

*Italicized Part Numbers May Not Be Available.*

Las piezas con números en *italicas* pueden no estar disponibles.  
Les numéros de pièce en *italiques* peuvent ne pas être disponibles.



Utility Vehicles

KUBOTA

Make, Model, Engine Marque, Modèle, Moteur Marca, Modelo, Motor	Serv. Type	Part No. N° de pieza N° de pièce	Make, Model, Engine Marque, Modèle, Moteur Marca, Modelo, Motor	Serv. Type	Part No. N° de pieza N° de pièce	Make, Model, Engine Marque, Modèle, Moteur Marca, Modelo, Motor	Serv. Type	Part No. N° de pieza N° de pièce		
2017 (Cont'd/Suite) RTV-X1100C 1123cc Kubota D1105-E4-UV Engine Diesel			2015 (Cont'd/Suite) HHK3216770 HHK7014070	Hyd . . . 400043 Trans. . . 400013		2014 (Cont'd/Suite)				
HH150-32094 1G31911210 Outer K759182360 Inner 6A32059930 HHK3216770 HHK7014070	Lube . . . 1064 Air . . . . 500428 Air . . . . 500430 Fuel . . . . 3830 Hyd . . . . 400043 Trans. . . . 400013		<b>2014</b> RTV400CI 404cc Kubota 16HP EFI Gas Engine							
<b>2016</b> RTV400CI 404cc Kubota 16HP EFI Gas Engine			HH150-32430 K721182130 Engine 6C06099410 (CTV Unit)	Lube . . . 1365 Air . . . . N/A Air . . . . 9410		<b>2013</b> RTV400CI 404cc Kubota 16HP EFI Gas Engine				
HH150-32430 K721182130 6C06099410 (CTV Unit)	Lube . . . 1365 Air . . . . N/A Air . . . . 9410		RTV500 456cc Kubota GZD460 Engine			HH150-32430 K721182130 6C06099410 (CTV Unit)	Lube . . . 1365 Air . . . . N/A Air . . . . 9410			
RTV500 456cc Kubota GZD460 Engine			HH150-32430 K1211-82320 Outer K1211-82320 Outer K7561-82360 Inner 6C06099410 (High Mount Option) - Outer 32721-58242 - Inner HHK7114080 Suction HHK7014070 Hydrostatic Drive	Lube . . . 1365 Air . . . . 6449 <sup>155</sup> Air . . . . 6449FR <sup>360</sup> Air . . . . 2845 Air . . . . 9410 Air . . . . 500015 Trans. . . 1367 Trans. . . 400013		RTV500 456cc Kubota GZD460 Engine				
HH150-32430 K1211-82320 Outer K1211-82320 Outer K7561-82360 Inner 6C06099410 - Outer 32721-58242 - Inner HHK7114080 Suction HHK7014070 Hydrostatic Drive	Lube . . . 1365 Air . . . . 6449 <sup>155</sup> Air . . . . 6449FR <sup>360</sup> Air . . . . 2845 Air . . . . 9410 Air . . . . 500015 Trans. . . 1367 Trans. . . 400013		RTV900XT 898cc Kubota D902-E- UV Engine			HH150-32430 K1211-82320 Outer K1211-82320 Outer (High Mount Option) - Outer K7561-82360 Inner (High Mount Option) - Outer (High Mount Option) - Inner In-Line 6A32059930 (Optional) Hydrostatic Drive Suction	Lube . . . 1365 Air . . . . 6449 <sup>155</sup> Air . . . . 6449FR <sup>360</sup> Air . . . . 6438NP <sup>479</sup> Air . . . . 2845 Air . . . . 6438 <sup>155</sup> Air . . . . 2985 Fuel . . . . 3972 Fuel . . . . 3830 Trans. . . 400013 Trans. . . 1367			
RTV1140 1123cc Kubota D1105- E3-UV Engine			HH150-32430 K1211-82320 Outer K1211-82320 Outer (High Mount Option) - Outer K7561-82360 Inner (High Mount Option) - Outer (High Mount Option) - Inner In-Line 6A32059930 (Optional) Hydrostatic Drive Suction	Lube . . . 1365 Air . . . . 6449 <sup>155</sup> Air . . . . 6438NP <sup>479</sup> Air . . . . 2845 Air . . . . 6438 <sup>155</sup> Air . . . . 2985 Fuel . . . . 3972 Fuel . . . . 3830 Trans. . . 400013 Trans. . . 1367		RTV900XT 898cc Kubota D902-E- UV Engine				
HH150-32094 TC02016320 Outer T027093220 Inner 12581-43012 In-Line 6780037120 Suction HHK7014070 Return HHK7114080 Suction Hydrostatic Drive	Lube . . . 1064 <sup>53</sup> Air . . . . 500027 Air . . . . 500031 Fuel . . . . 3972 Hyd . . . . N/A Hyd . . . . 400013 Trans. . . 1367 Trans. . . 400013		RTV1100 1123cc Kubota D1105- E2-UV Engine			HH150-32430 K1211-82320 Outer K1211-82320 Outer - Outer K7561-82360 Inner - Outer - Inner In-Line 6A32059930 (Optional) Hydrostatic Drive Suction	Lube . . . 1365 Air . . . . 6449 <sup>155</sup> Air . . . . 6438NP <sup>479</sup> Air . . . . 2845 Air . . . . 6438 <sup>155</sup> Air . . . . 2985 Fuel . . . . 3972 Fuel . . . . 3830 Trans. . . 400013 Trans. . . 1367			
RTV-X1100C 1123cc Kubota D1105-E4-UV Engine Diesel			HH16432430 HH160-32093 TA040-93230 Outer Outer TA040-93220 Inner 12581-43012 In-Line T185571600 K771188380 Inside 6780037120 Suction HHK7014070 Return HHK7114080 Suction Hydrostatic Drive	Lube . . . 1307 <sup>534</sup> Lube . . . 1344 <sup>535,53</sup> Air . . . . 6438 <sup>155</sup> Air . . . . 6438NP <sup>479</sup> Air . . . . 2985 Fuel . . . . 3972 Cab. Air. 550075 Cab. Air. N/A Hyd . . . . N/A Hyd . . . . 400013 Trans. . . 1367 Trans. . . 400013		RTV900XT 898cc Kubota D902-E- UV Engine				
HH150-32094 1G31911210 Outer K759182360 Inner 6A32059930 HHK3216770 HHK7014070	Lube . . . 1064 Air . . . . 500428 Air . . . . 500430 Fuel . . . . 3830 Hyd . . . . 400043 Trans. . . 400013		RTV1140 1123cc Kubota D1105- E3-UV Engine			HH150-32430 K1211-82320 Outer K1211-82320 Outer - Outer K7561-82360 Inner - Outer - Inner In-Line 6A32059930 (Optional) Hydrostatic Drive Suction	Lube . . . 1365 Air . . . . 6449 <sup>155</sup> Air . . . . 6449FR <sup>360</sup> Air . . . . 6438NP <sup>479</sup> Air . . . . 2845 Air . . . . 6438 <sup>155</sup> Air . . . . 2985 Fuel . . . . 3972 Fuel . . . . 3830 Trans. . . 400013 Trans. . . 1367			
<b>2015</b> RTV400CI 404cc Kubota 16HP EFI Gas Engine			HH150-32094 TC02016320 Outer T027093220 Inner 12581-43012 In-Line 6780037120 Suction HHK7014070 Return HHK7114080 Suction Hydrostatic Drive	Lube . . . 1064 <sup>53</sup> Air . . . . 500027 Air . . . . 500031 Fuel . . . . 3972 Hyd . . . . N/A Hyd . . . . 400013 Trans. . . 1367 Trans. . . 400013		RTV1100 1123cc Kubota D1105- E2-UV Engine				
HH150-32430 K721182130 Engine 6C06099410 (CTV Unit)	Lube . . . 1365 Air . . . . N/A Air . . . . 9410		RTV-X900 898cc Kubota D902-E4- UV Engine Diesel			HH16432430 External HH160-32093 TA040-93230 Outer Outer TA040-93220 Inner 12581-43012 In-Line T185571600 K771188380 Inside 6780037120 Suction HHK7014070 Return HHK7114080 Suction Hydrostatic Drive	Lube . . . 1307 <sup>534</sup> Lube . . . 1344 <sup>535,53</sup> Air . . . . 6438 <sup>155</sup> Air . . . . 6438NP <sup>479</sup> Air . . . . 2985 Fuel . . . . 3972 Cab. Air. 550075 Cab. Air. N/A Hyd . . . . N/A Hyd . . . . 400013 Trans. . . 1367 Trans. . . 400013			
RTV500 456cc Kubota GZD460 Engine			HH150-32094 TC02016320 Outer T027093220 Inner 12581-43012 In-Line 6780037120 Suction HHK7014070 Return HHK7114080 Suction Hydrostatic Drive	Lube . . . 1365 Air . . . . 500428 Air . . . . 500430 Fuel . . . . 3830 Trans. . . 400013 Trans. . . 400043		RTV1140 1123cc Kubota D1105- E3-UV Engine				
HH150-32430 K1211-82320 Outer K1211-82320 Outer K7561-82360 Inner 6C06099410 - Outer 32721-58242 - Inner HHK7114080 Suction HHK7014070 Hydrostatic Drive	Lube . . . 1365 Air . . . . 6449 <sup>155</sup> Air . . . . 6449FR <sup>360</sup> Air . . . . 2845 Air . . . . 9410 Air . . . . 500015 Trans. . . 1367 Trans. . . 400013		RTV-X1100C 1123cc Kubota D1105-E4-UV Engine Diesel			HH150-32094 TC02016320 Outer T027093220 Inner 12581-43012 In-Line 6780037120 Suction HHK7014070 Return HHK7114080 Suction Hydrostatic Drive	Lube . . . 1064 <sup>53</sup> Air . . . . 500027 Air . . . . 500031 Fuel . . . . 3972 Hyd . . . . N/A Hyd . . . . 400013 Trans. . . 1367 Trans. . . 400013			
RTV1140 1123cc Kubota D1105- E3-UV Engine			HH150-32094 1G31911210 Outer K759182360 Inner 6A32059930 HHK3216770 HHK7014070	Lube . . . 1064 Air . . . . 500428 Air . . . . 500430 Fuel . . . . 3830 Hyd . . . . 400043 Trans. . . 400013		RTV-X900 898cc Kubota D902-E4- UV Engine Diesel				
HH150-32094 TC02016320 Outer T027093220 Inner 12581-43012 In-Line 6780037120 Suction HHK7014070 Return HHK7114080 Suction Hydrostatic Drive	Lube . . . 1064 <sup>53</sup> Air . . . . 500027 Air . . . . 500031 Fuel . . . . 3972 Hyd . . . . N/A Hyd . . . . 400013 Trans. . . 1367 Trans. . . 400013		RTV-X1120D 1123cc Kubota D1105-E4-UV Engine Diesel			HH150-32430 1G31911210 Outer K759182360 Inner 6A32059930 HHK3216770 HHK7014070	RTV1140 1123cc Kubota D1105- E3-UV Engine			
HH150-32094 1G31911210 Outer K759182360 Inner 6A32059930	Lube . . . 1064 Air . . . . 500428 Air . . . . 500430 Fuel . . . . 3830		HH150-32094 TC02016320 Outer T027093220 Inner 12581-43012 In-Line 6780037120 Suction HHK7014070 Return HHK7114080 Suction Hydrostatic Drive	Lube . . . 1064 Air . . . . 500428 Air . . . . 500430 Fuel . . . . 3830 Hyd . . . . 400043 Trans. . . 400013		HH150-32094 TC02016320 Outer T027093220 Inner 12581-43012 In-Line 6780037120 Suction HHK7014070 Return HHK7114080 Suction Hydrostatic Drive	Lube . . . 1064 <sup>53</sup> Air . . . . 500027 Air . . . . 500031 Fuel . . . . 3972 Hyd . . . . N/A Hyd . . . . 400013 Trans. . . 1367 Trans. . . 400013			
RTV-X1100C 1123cc Kubota D1105-E4-UV Engine Diesel			HH150-32430 K721182130 Engine 6C06099410 (CTV Unit)	Lube . . . 1365 Air . . . . N/A Air . . . . 9410		RTV-X900 898cc Kubota D902-E4- UV Engine Diesel				
HH150-32094 1G31911210 Outer K759182360 Inner 6A32059930	Lube . . . 1064 Air . . . . 500428 Air . . . . 500430 Fuel . . . . 3830		HH150-32430 K721182130 Engine 6C06099410 (CTV Unit)	Lube . . . 1365 Air . . . . N/A Air . . . . 9410		HH150-32430 1G31911210 Outer K759182360 Inner	Lube . . . 1365 Air . . . . 500428 Air . . . . 500430			

N/A = Not Available N/R = Not Required N/S = Not Serviceable See pages 13-16 for footnotes  
 N/A = Non disponible N/R = Non nécessaire N/S = Non réparable Voir pages 13-16 pour des notes  
 N/A = No disponible N/R = No requiere N/S = No servible Ver las páginas 13-16 para las notas al pie de página

UTILITY VEHICLES



KUBOTA

Utility Vehicles

Make, Model, Engine Marque, Modèle, Moteur Marca, Modelo, Motor	Serv. Type	Part No. N° de pieza N° de pièce	Make, Model, Engine Marque, Modèle, Moteur Marca, Modelo, Motor	Serv. Type	Part No. N° de pieza N° de pièce	Make, Model, Engine Marque, Modèle, Moteur Marca, Modelo, Motor	Serv. Type	Part No. N° de pieza N° de pièce
2013 (Cont'd/Suite)			2011 (Cont'd/Suite)			2010 (Cont'd/Suite)		
RTV-X900 898cc Kubota D902-E4-UV Engine Diesel (Cont'd/Suite)			- Outer K7561-82360 Inner TA040-93230 - Outer TA040-93220 - Inner 12581-43012 In-Line 6A32059930 (Optional) Hydrostatic Drive HHK7114080 Suction	Air . . . . . 6438NP <sup>479</sup> Air . . . . . 2845 Air . . . . . 6438 <sup>155</sup> Air . . . . . 2985 Fuel . . . . . 3972 Fuel . . . . . 3830 Trans. . . . . 400013 Trans. . . . . 1367		K7561-82360 Inner TA040-93230 - Outer TA040-93220 - Inner 12581-43012 In-Line 6A32059930 (Optional) Hydrostatic Drive HHK7114080 Suction	Air . . . . . 2845 Air . . . . . 6438 <sup>155</sup> Air . . . . . 2985 Fuel . . . . . 3972 Fuel . . . . . 3830 Trans. . . . . 400013 Trans. . . . . 1367	
<b>2012</b>			RTV900XT 898cc Kubota D902-E-UV Engine			RTV1100 1123cc Kubota D1105-E2-UV Engine		
RTV400CI 404cc Kubota 16HP EFI Gas Engine			HH150-32430 K721182130 6C06099410 (CTV Unit)	Lube . . . . . 1365 Air . . . . . N/A Air . . . . . 9410		HH16432430 External HH160-32093 TA040-93230 Outer TA040-93220 Outer TA040-93220 Inner 12581-43012 In-Line T185571600 K771188380 Inside 6780037120 Suction HHK7014070 Return HHK7114080 Suction	Lube . . . . . 1307 <sup>534</sup> Lube . . . . . 1344 <sup>535,53</sup> Air . . . . . 6438 <sup>155</sup> Air . . . . . 6438NP <sup>479</sup> Air . . . . . 2985 Fuel . . . . . 3972 Cab. Air. 550075 Cab. Air. N/A Hyd . . . . . N/A Hyd . . . . . 400013 Trans. . . . . 1367	
RTV500 456cc Kubota GZD460 Engine			HH150-32430 K1211-82320 Outer K1211-82320 Outer K7561-82360 Inner 6C06099410 - Outer 32721-58242 3272158242 - Inner Hydrostatic Drive HHK7114080 Suction	Lube . . . . . 1365 Air . . . . . 6449 <sup>155</sup> Air . . . . . 6449FR <sup>360</sup> Air . . . . . 6438NP <sup>479</sup> Air . . . . . 2845 Air . . . . . 6438 <sup>155</sup> Air . . . . . 2985 Fuel . . . . . 3972 Fuel . . . . . 3830 Trans. . . . . 400013 Trans. . . . . 1367		HH150-32430 K1211-82320 Outer K1211-82320 Outer K7561-82360 Inner 6C06099410 - Outer 3272158242 - Inner Hydrostatic Drive HHK7114080 Suction	Lube . . . . . 1307 <sup>534</sup> Lube . . . . . 1344 <sup>535,53</sup> Air . . . . . 6438 <sup>155</sup> Air . . . . . 6438NP <sup>479</sup> Air . . . . . 2985 Fuel . . . . . 3972 Cab. Air. 550075 Cab. Air. N/A Hyd . . . . . N/A Hyd . . . . . 400013 Trans. . . . . 1367	
RTV900, RTV900XT 898cc Kubota D902-E-UV Engine			HH150-32430 K1211-82320 Outer K1211-82320 Outer K7561-82360 Inner 6A32059930 (Optional) Hydrostatic Drive Suction	Lube . . . . . 1365 Air . . . . . 6449 <sup>155</sup> Air . . . . . 6449FR <sup>360</sup> Air . . . . . 6438NP <sup>479</sup> Air . . . . . 2845 Air . . . . . 6438 <sup>155</sup> Air . . . . . 2985 Fuel . . . . . 3972 Fuel . . . . . 3830 Trans. . . . . 400013 Trans. . . . . 1367		HH150-32430 K1211-82320 Outer K1211-82320 Outer K7561-82360 Inner 6C06099410 - Outer 3272158242 - Inner Hydrostatic Drive HHK7114080 Suction	Lube . . . . . 1365 Air . . . . . 6449 <sup>155</sup> Air . . . . . 6449FR <sup>360</sup> Air . . . . . 6438NP <sup>479</sup> Air . . . . . 2845 Air . . . . . 6438 <sup>155</sup> Air . . . . . 2985 Fuel . . . . . 3972 Fuel . . . . . 3830 Trans. . . . . 400013 Trans. . . . . 1367	
RTV1100 1123cc Kubota D1105-E2-UV Engine			HH16432430 HH160-32093 TA040-93230 Outer TA040-93220 Outer K7561-82360 Inner 6C06099410 - Outer 3272158242 - Inner Hydrostatic Drive Suction	Lube . . . . . 1307 <sup>534</sup> Lube . . . . . 1344 <sup>535,53</sup> Air . . . . . 6438 <sup>155</sup> Air . . . . . 6438NP <sup>479</sup> Air . . . . . 2985 Fuel . . . . . 3972 Cab. Air. 550075 Cab. Air. N/A Hyd . . . . . N/A Hyd . . . . . 400013 Trans. . . . . 1367		HH150-32430 K1211-82320 Outer K1211-82320 Outer K7561-82360 Inner 6A32059930 (Optional) Hydrostatic Drive Suction	Lube . . . . . 1365 Air . . . . . 6449 <sup>155</sup> Air . . . . . 6449FR <sup>360</sup> Air . . . . . 6438NP <sup>479</sup> Air . . . . . 2845 Air . . . . . 6438 <sup>155</sup> Air . . . . . 2985 Fuel . . . . . 3972 Fuel . . . . . 3830 Trans. . . . . 400013 Trans. . . . . 1367	
RTV1140 1123cc Kubota D1105-E3-UV Engine			HH150-32094 TC02016320 Outer T027093220 Inner 12581-43012 In-Line 6780037120 Suction HHK7014070 Return HHK7114080 Suction Hydrostatic Drive	Lube . . . . . 1064 <sup>53</sup> Air . . . . . 500027 Air . . . . . 500031 Fuel . . . . . 3972 Hyd . . . . . N/A Hyd . . . . . 400013 Trans. . . . . 1367 Trans. . . . . 400013		HH150-32430 K1211-82320 Outer K1211-82320 Outer K7561-82360 Inner 6C06099410 - Outer 3272158242 - Inner Hydrostatic Drive HHK7114080 Suction	Lube . . . . . 1365 Air . . . . . 6449 <sup>155</sup> Air . . . . . 6449FR <sup>360</sup> Air . . . . . 6438NP <sup>479</sup> Air . . . . . 2845 Air . . . . . 9410 Air . . . . . 500015 Trans. . . . . 400013 Trans. . . . . 1367	
RTV1140 1123cc Kubota D1105-E3-UV Engine			HH150-32094 TC02016320 Outer T027093220 Inner 12581-43012 In-Line 6780037120 Suction HHK7014070 Return HHK7114080 Suction Hydrostatic Drive	Lube . . . . . 1064 <sup>53</sup> Air . . . . . 500027 Air . . . . . 500031 Fuel . . . . . 3972 Hyd . . . . . N/A Hyd . . . . . 400013 Trans. . . . . 1367 Trans. . . . . 400013		HH150-32430 K1211-82320 Outer K1211-82320 Outer K7561-82360 Inner 6C06099410 - Outer 3272158242 - Inner Hydrostatic Drive HHK7114080 Suction	Lube . . . . . 1365 Air . . . . . 6449 <sup>155</sup> Air . . . . . 6449FR <sup>360</sup> Air . . . . . 6438NP <sup>479</sup> Air . . . . . 2845 Air . . . . . 9410 Air . . . . . 500015 Trans. . . . . 400013 Trans. . . . . 1367	
RTV1140 1123cc Kubota D1105-E3-UV Engine			HH150-32094 TC02016320 Outer T027093220 Inner 12581-43012 In-Line 6780037120 Suction HHK7014070 Return HHK7114080 Suction Hydrostatic Drive	Lube . . . . . 1064 <sup>53</sup> Air . . . . . 500027 Air . . . . . 500031 Fuel . . . . . 3972 Hyd . . . . . N/A Hyd . . . . . 400013 Trans. . . . . 1367 Trans. . . . . 400013		HH150-32430 K1211-82320 Outer K1211-82320 Outer K7561-82360 Inner 6C06099410 - Outer 3272158242 - Inner Hydrostatic Drive HHK7114080 Suction	Lube . . . . . 1365 Air . . . . . 6449 <sup>155</sup> Air . . . . . 6449FR <sup>360</sup> Air . . . . . 6438NP <sup>479</sup> Air . . . . . 2845 Air . . . . . 9410 Air . . . . . 500015 Trans. . . . . 400013 Trans. . . . . 1367	
<b>2011</b>			RTV500 456cc Kubota GZD460 Engine			RTV900 898cc Kubota D902-E-UV Engine		
RTV500 456cc Kubota GZD460 Engine			HH150-32430 K1211-82320 Outer K1211-82320 Outer K7561-82360 Inner 6C06099410 - Outer 3272158242 - Inner Hydrostatic Drive HHK7114080 Suction	Lube . . . . . 1365 Air . . . . . 6449 <sup>155</sup> Air . . . . . 6449FR <sup>360</sup> Air . . . . . 6438NP <sup>479</sup> Air . . . . . 2845 Air . . . . . 9410 Air . . . . . 500015 Trans. . . . . 400013 Trans. . . . . 1367		HH150-32430 K1211-82320 Outer K1211-82320 Outer K7561-82360 Inner 6A32059930 (Optional) Hydrostatic Drive HHK7114080 Suction	Lube . . . . . 1365 Air . . . . . 6449 <sup>155</sup> Air . . . . . 6449FR <sup>360</sup> Air . . . . . 6438NP <sup>479</sup> Air . . . . . 2845 Air . . . . . 3830 Trans. . . . . 400013 Trans. . . . . 1367	
RTV900 898cc Kubota D902-E-UV Engine			HH150-32430 K1211-82320 Outer K1211-82320 Outer	Lube . . . . . 1365 Air . . . . . 6449 <sup>155</sup> Air . . . . . 6449FR <sup>360</sup> Air . . . . . 6438NP <sup>479</sup>		HH150-32430 K1211-82320 Outer K1211-82320 Outer	Lube . . . . . 1365 Air . . . . . 6449 <sup>155</sup> Air . . . . . 6449FR <sup>360</sup> Air . . . . . 6438NP <sup>479</sup>	

*Italicized Part Numbers May Not Be Available.*

Las piezas con números en *italicas* pueden no estar disponibles.  
Les numéros de pièce en *italiques* peuvent ne pas être disponibles.



Utility Vehicles

KUBOTA — ODES POWERSPORTS

Make, Model, Engine Marque, Modèle, Moteur Marca, Modelo, Motor	Serv. Type	Part No. N° de pieza N° de pièce	Make, Model, Engine Marque, Modèle, Moteur Marca, Modelo, Motor	Serv. Type	Part No. N° de pieza N° de pièce	Make, Model, Engine Marque, Modèle, Moteur Marca, Modelo, Motor	Serv. Type	Part No. N° de pieza N° de pièce
<b>2007 (Cont'd/Suite)</b>			<b>2016 (Cont'd/Suite)</b>			<b>2016</b>		
RTV1100 1123cc Kubota D1105-E2-UV Engine			UXV 700i LE 695cc Engine	Lube ...	1358	mPact XTV 750, mPact XTV 750 C 750cc		
HH16432430 Lube ...		1307 <sup>534</sup>	UXV 700i TURF 695cc Engine	Lube ...	1358 <sup>53</sup>	L1009800945	Lube ...	400068
HH160-32093 Lube ...		1344 <sup>535,53</sup>				mPact XTV 1000 C, mPact XTV 1000 S 1000cc		
TA040-93230 Outer Air ...		6438 <sup>155</sup>	<b>2014-2013</b>			L1009800181	Lube ...	400068
TA040-93230 Outer Air ...		6438NP <sup>479</sup>	UXV500 4X4 499cc engine	Lube ...	1358 <sup>53</sup>	<b>Massimo Motor</b>		
TA040-93220 Inner Air ...		2985	UXV700i 695cc Engine	Lube ...	1358 <sup>53</sup>	<b>2022</b>		
12581-43012 In-Line Fuel ...		3972				<b>BUCK 250, BUCK 250X 177CC</b>		
T185571600 Cab. Air ...		550075	<b>MAHINDRA</b>			56294	Air ...	N/A
K771188380 Inside Cab. Air ...		N/A	<b>2021</b>			<b>BUCK 450, BUCK 450X 352CC</b>		
6780037120 Suction Hyd ...		N/A	Retriever 750 747CC	L1009800945 Lube ...	400068	73824	Air ...	N/A
HHK7014070 Return Hyd ...		400013	L1009800350 Air ...	N/A		<b>T-Boss 410 352CC</b>		
HHK7114080 Suction Trans ...		1367	L1009801278 Fuel ...	N/A		23212	Air ...	N/A
Hydrostatic Drive Trans ...		400013	Retriever 1000 997CC	L1009000003 Lube ...	N/A	<b>T-BOSS 550, T-BOSS 550F, T-BOSS 550X 493CC</b>		
<b>2006</b>			L1009000005 Air ...	N/A		35223 Lube ...	N/A	
RTV900 898cc Kubota D902-E-UV Engine			Retriever 1000 Diesel 1000cc	L1009800181 Lube ...	400068	35361	Air ...	N/A
HH150-32430 Lube ...		1365	L1009800350 Air ...	N/A		<b>T-BOSS 750, T-BOSS 750X 694CC</b>		
K1211-82320 Outer Air ...		6449 <sup>155</sup>	L1009800182 Fuel ...	N/A		70196 Lube ...	N/A	
K1211-82320 Outer - Outer Air ...		6449FR <sup>360</sup>	ROXOR L4 2.5L 2500CC 153CID Turbo Diesel	Lube ...	N/A	73824	Air ...	N/A
- Outer Air ...		6438NP <sup>479</sup>	0303BC0071N Lube ...	N/A		<b>T-BOSS 1100D, T-BOSS 1100LE 1123CC</b>		
K7561-82360 Inner Air ...		2845	0313AC0280N Air ...	N/A		21040111601 Lube ...	N/A	
TA040-93230 - Outer Air ...		6438 <sup>155</sup>	1001CAA14881N Fuel ...	N/A		86370 Inner Air ...	N/A	
TA040-93220 - Inner Air ...		2985	<b>2020</b>			86369 Outer Air ...	N/A	
12581-43012 In-Line Fuel ...		3972	mPact XTV 750 750cc	L1009800945 Lube ...	400068	<b>WARRIOR 800 800CC</b>		
6A32059930 (Optional) Fuel ...		3830	L1009801278 Fuel ...	N/A		21040111601 Lube ...	N/A	
Hydrostatic Drive Trans ...		400013	mPact XTV 1000 S 1000cc	L1009800181 Lube ...	400068	21040401001	Air ...	N/A
HHK7114080 Suction Trans ...		1367	L1009800350 Air ...	N/A		<b>Warrior 1000 MXU HVAC LSV, Warrior 1000 MXU-6 HVAC LSV, WARRIOR 1000X 1123CC</b>		
<b>2005-2004</b>			L1009800182 Fuel ...	N/A		21040111601 Lube ...	N/A	
RTV900 898cc Kubota D902-E-UV Engine			Retriever 750 747CC	L1009800945 Lube ...	400068	86370 Inner Air ...	N/A	
HH150-32430 Lube ...		1365	L1009800350 Air ...	N/A		86369 Outer Air ...	N/A	
K1211-82320 Outer Air ...		6449 <sup>155</sup>	L1009801278 Fuel ...	N/A		<b>MSU 500 471CC</b>		
K1211-82320 Outer - Outer Air ...		6449FR <sup>360</sup>	Retriever 1000 997CC	L1009000003 Lube ...	N/A	15200-003-0000 Lube ...	N/A	
- Outer Air ...		6438NP <sup>479</sup>	L1009000005 Air ...	N/A		17104-115-0000	Air ...	N/A
K7561-82360 Inner Air ...		2845	Retriever 1000 Diesel 1000cc	L1009800181 Lube ...	400068	<b>NEW HOLLAND</b>		
TA040-93230 - Outer Air ...		6438 <sup>155</sup>	L1009800350 Air ...	N/A		<b>115 RUSTLER w / Briggs &amp; Stratton 14HP Gas Engine</b>		
TA040-93220 - Inner Air ...		2985	L1009800182 Fuel ...	N/A		103566401 Lube ...	7035 <sup>53</sup>	
12581-43012 In-Line Fuel ...		3972	ROXOR L4 2.5L 2500CC 153CID Turbo Diesel	Lube ...	N/A	1035564 (Std.) Air ...	2359 <sup>155</sup>	
6A32059930 (Optional) Fuel ...		3830	0303BC0071N Lube ...	N/A		1035564 (Std.) Air ...	2359FR <sup>360</sup>	
Hydrostatic Drive Trans ...		400013	0313AC0280N Air ...	N/A		1025582 (HD Option) Air ...	6449 <sup>155</sup>	
HHK7114080 Suction Trans ...		1367	1001CAA14881N Fuel ...	N/A		1025582 (HD Option) Air ...	6449FR <sup>360</sup>	
<b>KYMCO</b>			<b>2019</b>			<b>120 RUSTLER w / Kubota D722 Diesel Engine</b>		
<b>2022-2018</b>			mPact XTV 750 750cc	L1009800945 Lube ...	400068	102703301 Lube ...	1064 <sup>53</sup>	
UXV 450i, UXV 450i LE 443cc Engine			L1009801278 Fuel ...	N/A		87300179	Air ...	6438 <sup>155</sup>
			Retriever 1000 Diesel 1000cc	L1009800181 Lube ...	400068	102703401	Air ...	6438NP <sup>479</sup>
			L1009800350 Air ...	N/A		1701232C91	F/W Sep.	3192 <sup>23</sup>
			L1009800182 Fuel ...	N/A		<b>125 RUSTLER w / Kawasaki 24HP Gas Engine</b>		
UXV 700i, UXV 700i LE 695cc Engine			Retriever 750 747CC	L1009800945 Lube ...	400068	490657010 Lube ...	1394 <sup>53</sup>	
			L1009800350 Air ...	N/A		87300179	Air ...	6438 <sup>155</sup>
			L1009801278 Fuel ...	N/A		<b>ODES POWERSPORTS</b>		
<b>2017</b>			Retriever 1000 Diesel 1000cc	L1009800181 Lube ...	400068	<b>2022-2021</b>		
UXV 450i, UXV 450i LE 443cc Engine			L1009800350 Air ...	N/A		<b>COMRADE 450 352CC</b>		
			L1009800182 Fuel ...	N/A		73824	Air ...	N/A
UXV 700i, UXV 700i LE 695cc Engine			Retriever 1000 Diesel 1000cc	L1009800181 Lube ...	400068	<b>COMRADE 550 493CC</b>		
			L1009800350 Air ...	N/A		35223	Lube ...	N/A
			L1009800182 Fuel ...	N/A		<b>2021</b>		
<b>2016</b>			Retriever 750 747CC	L1009800945 Lube ...	400068	<b>2022-2021</b>		
UXV 450i, UXV 450i CAMO, UXV 450i LE, UXV 450i TURF 443cc Engine			L1009800350 Air ...	N/A		<b>COMRADE 450 352CC</b>		
			L1009800182 Fuel ...	N/A		73824	Air ...	N/A
			Retriever 1000 Diesel 1000cc	L1009800181 Lube ...	400068	<b>COMRADE 550 493CC</b>		
UXV 500i, UXV 500i CAMO, UXV 500i TURF 501cc			L1009800350 Air ...	N/A		35223	Lube ...	N/A
			L1009800182 Fuel ...	N/A		<b>2021</b>		
UXV 700i 695cc Engine			Retriever 750 747CC	L1009800945 Lube ...	400068	<b>2022-2021</b>		
			L1009800350 Air ...	N/A		<b>COMRADE 450 352CC</b>		
			L1009800182 Fuel ...	N/A		73824	Air ...	N/A
UXV 700i CAMO			Retriever 1000 Diesel 1000cc	L1009800181 Lube ...	400068	<b>COMRADE 550 493CC</b>		
			L1009800350 Air ...	N/A		35223	Lube ...	N/A
			L1009800182 Fuel ...	N/A		<b>2021</b>		

UTILITY VEHICLES

N/A = Not Available N/R = Not Required N/S = Not Serviceable See pages 13-16 for footnotes  
 N/A = Non disponible N/R = Non nécessaire N/S = Non réparable Voir pages 13-16 pour des notes  
 N/A = No disponible N/R = No requiere N/S = No servible Ver las páginas 13-16 para las notas al pie de página





ODES POWERSPORTS — POLARIS

Utility Vehicles

Make, Model, Engine Marque, Modèle, Moteur Marca, Modelo, Motor	Serv. Type	Part No. N° de pieza N° de pièce	Make, Model, Engine Marque, Modèle, Moteur Marca, Modelo, Motor	Serv. Type	Part No. N° de pieza N° de pièce	Make, Model, Engine Marque, Modèle, Moteur Marca, Modelo, Motor	Serv. Type	Part No. N° de pieza N° de pièce
2022-2021 (Cont'd/Suite) COMRADE 550 493CC (Cont'd/Suite)			2021 (Cont'd/Suite)			2020 (Cont'd/Suite)		
35361	Air . . . . .	N/A	RANGER 570 567cc		7082037 Air . . . . . 501357	RZR 900, RZR 900S 875cc		2540086 Lube . . . 1356 7082115 Air . . . . . N/A
COMRADE 750 694CC			RANGER 1000, Ranger XP 1000 999cc Engine		2540086 Lube . . . 1356 7082037 Air . . . . . 501357	RZR 1000 XP EPS 999cc Engine		2540086 Lube . . . 1356 2882234 Air . . . . . 200855 1241084 Air . . . . . N/A
70196 Lube . . . N/A 73824 Air . . . . . N/A			RANGER XP900 875cc		2540086 Lube . . . 1356 7082265 Air . . . . . N/A	RZR RS1 999cc Engine		2540086 Lube . . . 1356 2882234 Air . . . . . 200855 1241084 Air . . . . . N/A
DOMINATOR X2 ST 800CC			RANGER 170 EFI 169cc Engine		2540086 Lube . . . 1356 7081706 Air . . . . . 200386	RZR S 1000 999cc Engine		2540086 Lube . . . 1356 7082265 Air . . . . . N/A 2882234 Air . . . . . 200855
21040111601 Lube . . . N/A 21040401001 Air . . . . . N/A			RZR 570 567cc		1262218 Air . . . . . N/A	RZR S4 1000 999cc Engine		2540086 Lube . . . 1356 1241084 Air . . . . . N/A 2882234 Air . . . . . 200855
DOMINATOR X2 ST 976CC								
21040111601 Lube . . . N/A 21040401001 Air . . . . . N/A								
DOMINATOR X4 ST 800CC								
21040111601 Lube . . . N/A 21040401001 Air . . . . . N/A								
DOMINATOR X4 ST 976CC								
21040111601 Lube . . . N/A 21040401001 Air . . . . . N/A								
<b>POLARIS</b>								
<b>2022</b>								
General XP 4 1000, General 4 1000, General 1000, General XP 1000 999cc Engine			RZR 900, RZR 900S 875cc		2540086 Lube . . . 1356 7082115 Air . . . . . N/A	RZR XP 4 Turbo, RZR XP 4 Turbo S 925cc		2540086 Lube . . . 1356 1241084 Air . . . . . N/A 2882234 Air . . . . . 200855
2540086 Lube . . . 1356 7082115 Air . . . . . N/A			RZR 1000 XP EPS 999cc Engine		2540086 Lube . . . 1356 2882234 Air . . . . . 200855 1241084 Air . . . . . N/A	RZR XP Turbo, RZR XP Turbo S 925cc		2520799 Lube . . . 1358 2882234 Air . . . . . 200855 1241084 Air . . . . . N/A
RANGER 500 500cc Engine			RZR RS1 999cc Engine		2540086 Lube . . . 1356 1241084 Air . . . . . N/A	RZR XP-4 1000 EPS 999cc Engine		2540086 Lube . . . 1356 1241084 Air . . . . . N/A 2882234 Air . . . . . 200855
2540086 Lube . . . 1356 7082037 Air . . . . . 501357			RZR S 1000 999cc Engine		2540086 Lube . . . 1356 7082115 Air . . . . . N/A 2882234 Air . . . . . 200855			
RANGER 570, Ranger 570 EPS Full-Size 567cc			RZR S4 1000 999cc Engine		2540086 Lube . . . 1356 1241084 Air . . . . . N/A 2882234 Air . . . . . 200855			
2540086 Lube . . . 1356 7082037 Air . . . . . 501357			RZR XP 4 Turbo, RZR XP 4 Turbo S 925cc		2540086 Lube . . . 1356 1241084 Air . . . . . N/A 2882234 Air . . . . . 200855			
RANGER 1000, Ranger XP 1000 999cc Engine								
2540086 Lube . . . 1356 7082265 Air . . . . . N/A								
RZR 200 EFI 180CC								
3023344 Lube . . . N/A 7082249 Air . . . . . N/A								
RZR Pro R, RZR Pro R 4 1997CC								
2521728 Lube . . . 1348 <sup>53</sup> 7082436 Air . . . . . N/A								
RZR Pro XP, RZR Pro XP 4 925cc								
2520799 Lube . . . 1358 <sup>53</sup> 1241084 Air . . . . . N/A								
RZR RS1 999cc Engine								
2540086 Lube . . . 1356 1241084 Air . . . . . N/A								
RZR Trail 875cc								
2540086 Lube . . . 1356 7082115 Air . . . . . N/A								
RZR Trail 570 567cc								
2540086 Lube . . . 1356 7081706 Air . . . . . 200386								
RZR Trail S 875cc								
2540086 Lube . . . 1356 7082115 Air . . . . . N/A								
RZR Trail S 999cc Engine								
2540086 Lube . . . 1356 7082115 Air . . . . . N/A								
RZR XP 4 1000, RZR XP 1000 EPS 999cc Engine								
2540086 Lube . . . 1356 1241084 Air . . . . . N/A								
<b>2021</b>								
RANGER 500 500cc Engine								
2540086 Lube . . . 1356								

UTILITY VEHICLES

*Italicized Part Numbers May Not Be Available.*

Las piezas con números en *italicas* pueden no estar disponibles.  
Les numéros de pièce en *italiques* peuvent ne pas être disponibles.





Utility Vehicles

POLARIS

Make, Model, Engine Marque, Modèle, Moteur Marca, Modelo, Motor	Serv. Type	Part No. N° de pieza N° de pièce	Make, Model, Engine Marque, Modèle, Moteur Marca, Modelo, Motor	Serv. Type	Part No. N° de pieza N° de pièce	Make, Model, Engine Marque, Modèle, Moteur Marca, Modelo, Motor	Serv. Type	Part No. N° de pieza N° de pièce
2019 (Cont'd/Suite) RZR XP 4 Turbo, RZR XP 4 Turbo S 925cc			2017 (Cont'd/Suite) ACE 570, ACE 570 SP 567cc			2017 (Cont'd/Suite) RZR 4 900 EPS 875cc Engine		
			2540086 1241084 2882234					
RZR XP Turbo, RZR XP Turbo S 925cc			ACE 900 XC 875cc			RZR 570, RZR 570 EPS 567cc		
			2540086 1241084 2882234			Lube ... 1356 Air ... N/A Air ... 200855		
RZR XP-4 1000 EPS 999cc Engine			General 4 1000 EPS, GENERAL 1000 EPS BASE 999cc Engine			RZR 900, RZR 900 EPS, RZR 900 EPS XC, RZR 900 EPS XC Edition, RZR 900S 875cc		
			2520799 2882234 1241084			Lube ... 1358 Air ... 200855 Air ... N/A		
2018			General 1000 EPS Hunter Edition 999cc Engine			RZR 900S EPS 875cc		
			2540086 1241084 2882234			Lube ... 1356 Air ... N/A Air ... 200855		
General 1000 Series 999cc Engine			GENERAL 1000 EPS PREMIUM 999cc Engine			RZR 1000 XP EPS, RZR 1000S EPS 999cc Engine		
			2540086 7082115			Lube ... 1356 Air ... N/A		
RANGER 500 500cc Engine			Ranger 6x6 800 760cc			RZR S 570 EPS 567cc		
			2540086 7082037			Lube ... 1356 Air ... 501357		
RANGER 570 567cc			RANGER 500 500cc Engine			RZR XP 4 Turbo, RZR XP 4 Turbo S 925cc		
			2540086 7082037			Lube ... 1356 Air ... 501357		
RANGER 1000 999cc Engine			RANGER 570, RANGER 570 EPS, Ranger 570 EPS Full-Size, Ranger 570-4 Crew EPS 567cc			RZR XP 1000 EPS Gold Matte Metallic LE, RZR XP 1000 EPS High Lifter Edition, RZR XP 1000 EPS Velocity Blue LE, RZR XP-4 1000 EPS, RZRXP-4 1000 EPS HIGHLIFTER 999cc Engine		
			2540086 7082037			Lube ... 1356 Air ... 501357		
RANGER CREW DIESEL 1028cc Engine (Diesel)			RANGER 1000 999cc Engine			2016		
			3040038 7082087					
Ranger Crew XP 900 875cc Engine			RANGER CREW 570-4 567cc			GENERAL 1000 EPS BASE, GENERAL 1000 EPS DELUX, GENERAL 1000 EPS PREMIUM 999cc Engine		
			2540086 7082037					
Ranger Crew XP 1000 999cc Engine			RANGER CREW 570-6 567cc			RANGER 6X6 760cc		
			2540086 7081706					
Ranger XP 1000 999cc Engine			RANGER CREW DIESEL 1028cc			RANGER 570 567cc		
			2540086 7081706			Lube ... 1356 Air ... 200386		
RANGER XP900 875cc Engine			Ranger Crew XP 900, Ranger Crew XP 900 EPS 875cc			RANGER 570 EPS, Ranger 570 EPS Full-Size, Ranger 570 EPS Hunter Edition, RANGER 570 FULL SIZE, Ranger 570-4 Crew EPS 567cc		
			2540086 7082265			Lube ... 1356 Air ... N/A		
RZR 570 567cc			Ranger Crew XP 1000, Ranger Crew XP 1000 EPS, Ranger Crew XP 1000 EPS High Lifter Edition, Ranger Crew XP 1000 EPS Northstar HVAC Edition 999cc Engine			Ranger 570-6 Crew EPS 567cc		
			2540086 7081706			Lube ... 1356 Air ... 200386		
RZR 900 875cc Engine			RANGER CREW DIESEL, RANGER DIESEL HST, RANGER DIESEL HST DELUX 1028cc			Ranger 900 XP EPS High Lifter Edition, Ranger 900 XP EPS Hunter Deluxe Edition, Ranger 900 XP EPS Hunter Edition, Ranger 900 XP EPS Northstar Edition, Ranger 900 XP EPS Trail Edition 875cc		
			2540086 7082115			Lube ... 1356 Air ... N/A		
RZR 1000 XP EPS 999cc Engine			Ranger XP 1000 999cc Engine			Ranger 900-5 Crew, Ranger 900-5 Crew EPS, Ranger 900-6 Crew, Ranger 900-6 Crew EPS 875cc Engine		
			2540086 1241084 2882234			Lube ... 1356 Air ... N/A Air ... 200855		
RZR XP 4 Turbo, RZR XP 4 Turbo S 925cc			Ranger XP 1000 EPS Northstar HVAC Edition, Ranger XP 1000 EPS Ranch Edition 999cc Engine			2017		
			2540086 1241084 2882234					
RZR XP-4 1000 EPS 999cc Engine			Ranger XP 1000 EPS, Ranger XP 1000 EPS High Lifter Edition, Ranger XP 1000 EPS Hunter Edition 999cc Engine			ACE 500 500cc Engine		
			2540086 1241084 2882234					
2017			RANGER XP900, RANGER XP900 EPS 875cc					
			2540086 7081706					

N/A = Not Available N/R = Not Required N/S = Not Serviceable See pages 13-16 for footnotes  
 N/A = Non disponible N/R = Non nécessaire N/S = Non réparable Voir pages 13-16 pour des notes  
 N/A = No disponible N/R = No requiere N/S = No servible Ver las páginas 13-16 para las notas al pie de página



POLARIS

Utility Vehicles

Make, Model, Engine Marque, Modèle, Moteur Marca, Modelo, Motor	Serv. Type	Part No. N° de pieza N° de pièce	Make, Model, Engine Marque, Modèle, Moteur Marca, Modelo, Motor	Serv. Type	Part No. N° de pieza N° de pièce	Make, Model, Engine Marque, Modèle, Moteur Marca, Modelo, Motor	Serv. Type	Part No. N° de pieza N° de pièce
2016 (Cont'd/Suite) Ranger 900-5 Crew, Ranger 900-5 Crew EPS, Ranger 900-6 Crew, Ranger 900-6 Crew EPS 875cc Engine (Cont'd/Suite)			2016 (Cont'd/Suite) RZR XP-4 1000 EPS 999cc Engine			2014 (Cont'd/Suite) RANGER 900 CREW 900cc Engine		
7081706	Air . . . . .	200386	2540086 2882234	Lube . . . Air . . . . .	1356 200855			Lube . . . 1356 Air . . . . . 200386
RANGER 1000 999cc Engine			RZR-4 900 EPS 875cc			RANGER 900 CREW DIESEL, RANGER 900 DIESEL 900cc Engine		
2540086 7082265	Lube . . . Air . . . . .	1356 N/A	2540086 7082115	Lube . . . Air . . . . .	1356 N/A	1240482		Lube . . . 1365 Air . . . . . N/A
RANGER CREW 570-4 567cc			RZRXP-4 1000 EPS HIGHLIFTER 999cc Engine			RANGER 1000 1028cc Engine (Diesel)		
2540086 7082037	Lube . . . Air . . . . .	1356 501357	2540086 2882234	Lube . . . Air . . . . .	1356 200855	3070131 1240482		Lube . . . 1365 Air . . . . . N/A
RANGER CREW 570-6 567cc			RZRXP-4 TURBO EPS 925cc			RANGER CREW 570 570cc Engine		
2540086 7081706	Lube . . . Air . . . . .	1356 200386		Lube . . . Air . . . . .	1356 200855	7082037		Lube . . . 1365 Air . . . . . 501357
RANGER CREW DIESEL 1028cc			<b>2015</b>			RANGER DIESEL 904cc Engine		
3040038 7081706	Lube . . . Air . . . . .	1785 200386	BRUTUS 904cc Engine			RANGER EV MIDSIZE Electric		
RANGER CREW XP 570-6 567cc			3070131 7081811	Lube . . . Air . . . . .	1365 N/A	1240482		Lube . . . 1365 Air . . . . . N/A
RANGER CREW XP900-5 EPS, RANGER CREW XP900-6, RANGER CREW XP900-6 EPS 875cc			RANGER 570 570cc Engine			RAZOR 4 800 760cc Engine		
	Lube . . .	1356	2540086 7082037	Lube . . . Air . . . . .	1356 501357	1240482		Lube . . . 1356 Air . . . . . N/A
RANGER DIESEL 1028cc			RANGER 800 RZR 800cc Engine			RAZOR 4 900 875cc Engine		
3040038 7081706	Lube . . . Air . . . . .	1785 200386	2540086 1240482	Lube . . . Air . . . . .	1356 N/A	7081889		Lube . . . 1356 Air . . . . . N/A
RANGER XP570, RANGER XP570 EPS 567cc			RANGER 900 CREW 900cc Engine			RAZOR 170 169cc Engine		
2540086 7081706	Lube . . . Air . . . . .	1356 200386	2540086 7081706	Lube . . . Air . . . . .	1356 200386	1262218		Lube . . . N/S Air . . . . . N/A
RANGER XP900 EPS SE 875cc			RANGER 1000 1028cc Engine (Diesel)			RAZOR 570 570cc Engine		
	Lube . . .	1356	3040038 7081706	Lube . . . Air . . . . .	1785 200386	7081706		Lube . . . 1356 Air . . . . . 200386
RANGER XP900, RANGER XP900 EPS 875cc			RANGER ETX 904cc Engine			RAZOR 800 760cc Engine		
2540086 7081706	Lube . . . Air . . . . .	1356 200386	2521231 7082037	Lube . . . Air . . . . .	7671 501357	1240482		Lube . . . 1356 Air . . . . . N/A
RZR 570, RZR 570 EPS 567cc			RANGER HST 900cc Engine			RAZOR 900 875cc Engine		
2540086 7081706	Lube . . . Air . . . . .	1356 200386	3040038 7082087	Lube . . . Air . . . . .	1785 N/A	7081889		Lube . . . 1356 Air . . . . . N/A
RZR 900 875cc			RAZOR 170 169cc Engine			RAZOR S 800 760cc Engine		
2540086 7082115	Lube . . . Air . . . . .	1356 N/A	0452369 1262218	Lube . . . Air . . . . .	N/A N/A	1240822		Lube . . . 1356 Air . . . . . N/A
RZR 900 EPS 875cc			RAZOR 570 570cc Engine			RAZOR XP 1000 999cc Engine		
7082115	Lube . . . Air . . . . .	1356 N/A	2540086 7081706	Lube . . . Air . . . . .	1356 200386	1240822 2882234		Lube . . . 1356 Air . . . . . N/A
RZR 900 EPS Trail, RZR 900 EPS Trail Fox Edition LE 875cc			RAZOR 900 900cc Engine			<b>2013</b>		
2540086 7082115	Lube . . . Air . . . . .	1356 N/A	2540086 7081937	Lube . . . Air . . . . .	1356 N/A	BRUTUS 904cc Engine		
RZR 900 EPS XC 875cc			RAZOR XP 1000 999cc Engine			3070131 7081811		Lube . . . 1365 Air . . . . . N/A
7082115	Lube . . . Air . . . . .	1356 N/A	2540086 2882234 1240822	Lube . . . Air . . . . .	1356 200855 N/A	<b>2014</b>		
RZR 900 EPS XC Edition, RZR 900S, RZR 900S EPS 875cc			BRUTUS 904cc Engine			RANGER 500 500cc Engine		
2540086 7082115	Lube . . . Air . . . . .	1356 N/A	3070131 7081811	Lube . . . Air . . . . .	1365 N/A	7081308		Lube . . . 1358 <sup>53</sup> Air . . . . . 500421
RZR 1000 XP EPS, RZR 1000S EPS 999cc Engine			RANGER 400 400cc Engine			RANGER 800, RANGER 800 RZR 800cc Engine		
2540086 2882234	Lube . . . Air . . . . .	1356 200855	7081308	Lube . . . Air . . . . .	1358 <sup>53</sup> 500421	1240482		Lube . . . 1356 Air . . . . . N/A
RZR XP 4 Turbo, RZR XP 4 Turbo S 925cc			RANGER 570 570cc Engine			<b>2012-2011</b>		
2540086 1241084 2882234	Lube . . . Air . . . . .	1356 N/A 200855	7082037	Lube . . . Air . . . . .	1356 501357	RANGER 500 500cc Engine		
RZR XP TURBO EPS 925cc			RANGER 800 800cc Engine			7081308		Lube . . . 1358 <sup>53</sup> Air . . . . . 500421
2540086 2882234	Lube . . . Air . . . . .	1356 200855	2540086 1240482	Lube . . . Air . . . . .	1356 N/A	RANGER 800, RANGER 800 RZR 800cc Engine		Lube . . . 1356 Air . . . . . N/A
			RANGER 800 RZR 800cc Engine			1240482		
			1240482	Lube . . . Air . . . . .	1356 N/A			

*Italicized Part Numbers May Not Be Available.*

Las piezas con números en *italicas* pueden no estar disponibles.  
Les numéros de pièce en *italiques* peuvent ne pas être disponibles.



Utility Vehicles

POLARIS — YAMAHA

Make, Model, Engine Marque, Modèle, Moteur Marca, Modelo, Motor	Serv. Type	Part No. N° de pieza N° de pièce	Make, Model, Engine Marque, Modèle, Moteur Marca, Modelo, Motor	Serv. Type	Part No. N° de pieza N° de pièce	Make, Model, Engine Marque, Modèle, Moteur Marca, Modelo, Motor	Serv. Type	Part No. N° de pieza N° de pièce
<b>2010</b>			<b>2006 (Cont'd/Suite)</b>			<b>DINGO 323 w / Kohler Command 23 HP Engine</b>		
RANGER 500 500cc Engine			RANGER TM 683cc Engine					
	Lube ... 1358 <sup>53</sup>		3088311	Lube ... N/A		5205002	Lube ... 400068	
	Air ... 500421					993173 - Outer	Air ... 6449 <sup>155</sup>	
	Fuel ... N/A		RANGER XP 683cc Engine			993173 - Outer	Air ... 6449FR <sup>360</sup>	
RANGER 800 800cc Engine			3088311	Lube ... N/A		993198 - Inner	Air ... 2845	
	Lube ... 1356		7080981	Air ... 6438 <sup>290</sup>		1157854 (In-Line)	Fuel ... N/A	
	Air ... 500421		7081308	Air ... 6438NP <sup>479</sup>		1202235 (Breather)	Fuel ... N/A	
RANGER 800 RZR 800cc Engine				Air ... 500421		540110	Hyd ... 1551 <sup>53</sup>	
	Lube ... 1356		<b>2005</b>			686150 (Breather)	Hyd ... N/A	
	Air ... 500421		RANGER 500 500cc Engine			<b>DINGO TX413 w / Honda GX390 Engine</b>		
RANGER 800 RZR 800cc Engine			7080981	Lube ... 1358 <sup>53</sup>		17210ZE3505	Air ... 2443	
	Lube ... 1356			Air ... 6438 <sup>155</sup>		540110	Hyd ... 1551 <sup>53</sup>	
	Air ... N/A		RANGER TM 650cc Engine	Air ... 6438NP <sup>479</sup>		686150 (Breather)	Hyd ... N/A	
RANGER 500 500cc Engine			3088311	Lube ... N/A		<b>DINGO TX420 w / Kohler Command 20 HP Engine</b>		
	Lube ... 1358 <sup>53</sup>					2408303	Lube ... 1056 <sup>53</sup>	
	Air ... 500421		RANGER XP 683cc Engine			2408305 (Wrap)	Air ... 2444 w/	
RANGER 700 683cc Engine				Lube ... 1356		863010	Air ... N/A	
	Lube ... 1356		<b>2004</b>			686150 (Breather)	Hyd ... 400104	
	Air ... 500421		RANGER 500 500cc Engine				Hyd ... N/A	
RANGER 700 CREW 683cc Engine			7080981	Lube ... 1358 <sup>53</sup>		<b>DINGO TX425 w / Kohler Command 25 HP Engine</b>		
	Lube ... 1356			Air ... 6438 <sup>155</sup>		2408303	Lube ... 1056 <sup>53</sup>	
	Air ... 500421		RANGER TM 650cc Engine	Air ... 6438NP <sup>479</sup>		2408305 (Wrap)	Air ... 2444 w/	
RANGER 800 800cc Engine			3088311	Lube ... N/A		2405010 In-Line	Air ... N/A	
	Lube ... 1356		<b>2002</b>			863010	Fuel ... N/A	
	Air ... 500421		LUH 6X6 PPS 500cc Engine			686150 (Breather)	Hyd ... 400104	
RANGER 800 RZR 800cc Engine				Lube ... 1358 <sup>53</sup>		<b>DINGO TX427 w / Kohler Command 27 HP Engine</b>		
	Lube ... 1356			Air ... 4245		1083811 (Outer)	Air ... 6449 <sup>155</sup>	
	Air ... N/A		<b>1999</b>			982982 (Inner)	Air ... 2845	
RAZOR 170 169cc Engine			RANGER 500 500cc Engine			1083811 (Outer)	Air ... 6449FR <sup>360</sup>	
	Lube ... N/S			Lube ... 1358 <sup>53</sup>		1157854 (In-Line)	Fuel ... N/A	
	Air ... 200844			Air ... 4245		1202235 (Breather)	Fuel ... N/A	
RAZOR 800, RAZOR S 800 800cc Engine			<b>TORO</b>			863010	Hyd ... 400104	
	Lube ... 1356		<b>2022-2021</b>			686150 (Breather)	Hyd ... N/A	
	Air ... N/A		Workman GTX 429CC			<b>DINGO TX525 w / Kubota D902E2B 25 HP Engine</b>		
RANGER 500 500cc Engine			1083811	Air ... 6449		1001892	Lube ... 1365	
	Lube ... 1358 <sup>53</sup>		131-8588	Fuel ... N/A		993173 - Outer	Air ... 6449 <sup>155</sup>	
	Air ... 500421		Workman HD 480CC			993173 - Outer	Air ... 6449FR <sup>360</sup>	
RANGER 700 683cc Engine			1077817	Lube ... 7035 <sup>53</sup>		993198 - Inner	Air ... 2845	
	Lube ... 1356		1083811	Air ... 6449		638300	F/W Sep. 3392	
	Air ... 500421		<b>DINGO 220 w / Kohler Command 20 HP Engine</b>			987612 (In-Line)	Fuel ... 3972	
RANGER 800 800cc Engine				Fuel ... N/A		1127836 (In-Line)	Fuel ... N/A	
	Lube ... 1356			Fuel ... N/A		863010	Hyd ... 400104	
	Air ... 500421			Hyd ... N/A		686150 (Breather)	Hyd ... N/A	
RANGER 800 RZR 800cc Engine				Hyd ... 1551 <sup>53</sup>		<b>YAMAHA</b>		
	Lube ... 1356		<b>DINGO 222 w / Kohler Command 22 HP Engine</b>			<b>2022</b>		
	Air ... N/A					<b>VIKING VI EPS 686cc</b>		
RAZOR 800 800cc Engine						1XDE44510000	Air ... 200847	
	Lube ... 1356					<b>Wolverine RMAX2 1000 R-Spec, Wolverine RMAX2 1000 Sport, Wolverine RMAX2 1000 XT-R, Wolverine RMAX4 1000, Wolverine RMAX4 1000 R-Spec 999CC</b>		
	Air ... N/A					B4J-E4451-00-00	Air ... N/A	
RANGER 500 499cc Engine						<b>Wolverine RMAX4 1000 XT-R 999CC</b>		
	Lube ... 1358 <sup>53</sup>					B4J-E4451-00-00	Air ... N/A	
	Air ... 500421					<b>Wolverine X2 850 R-Spec, Wolverine X2 850 XT-R, Wolverine X4 850 R-Spec, Wolverine X4 850 XT-R 847CC</b>		
RANGER 700 683cc Engine						B4J-E4451-00-00	Air ... N/A	
	Lube ... 1356					<b>YXZ1000R, YXZ1000R SS, YXZ1000R SS SE, YXZ1000R SS XT-R 998cc</b>		
	Air ... 500421					5GH-13440-80-00	Lube ... N/A	
RANGER 500 500cc Engine						2HC44510000	Air ... N/A	
	Lube ... 1358 <sup>53</sup>							
	Air ... 6438 <sup>290</sup>							
	Air ... 6438NP <sup>479</sup>							
	Air ... 500421							
RANGER 700 683cc Engine								
	Lube ... 1356							
	Air ... 500421							

UTILITY VEHICLES

N/A = Not Available N/R = Not Required N/S = Not Serviceable See pages 13-16 for footnotes  
 N/A = Non disponible N/R = Non nécessaire N/S = Non réparable Voir pages 13-16 pour des notes  
 N/A = No disponible N/R = No requiere N/S = No servible Ver las páginas 13-16 para las notas al pie de página



YAMAHA

Utility Vehicles

Make, Model, Engine Marque, Modèle, Moteur Marca, Modelo, Motor	Serv. Type	Part No. N° de pieza N° de pièce	Make, Model, Engine Marque, Modèle, Moteur Marca, Modelo, Motor	Serv. Type	Part No. N° de pieza N° de pièce	Make, Model, Engine Marque, Modèle, Moteur Marca, Modelo, Motor	Serv. Type	Part No. N° de pieza N° de pièce
<b>2021</b>			2016 (Cont'd/Suite) WOLVERINE R-SPEC, WOLVERINE R-SPEC EPS, YXE 70 Wolverine 708cc					
VIKING VI EPS, VIKING VI EPS RANCH EDITION, VIKING VI EPS SPECIAL EDITION 686cc 1XDE44510000	Air . . . . .	200847						
YXZ1000R, YXZ1000R SS, YXZ1000R SS SE 998cc 2HCE44510000	Air . . . . .	N/A	YXZ1000 EPS, YXZ1000 EPS SPECIAL EDITION, YXZ1000R 998cc					
<b>2020-2019</b>			2HCE44510000	Air . . . . .	N/A			
<b>2015</b>			VIKING RHINO 700 (YXC700) 686cc					
VIKING VI EPS RANCH EDITION, VIKING VI EPS SPECIAL EDITION 686cc 1XDE44510000	Air . . . . .	200847						
VIKING, VIKING EPS, VIKING EPS SE, VIKING VI, VIKING VI EPS 686cc 1XDE44510000	Air . . . . .	200847	VIKING RHINO 700 (YXM700) 686cc					
<b>2018</b>			1XDE44510000	Air . . . . .	200847			
VIKING VI EPS RANCH EDITION, VIKING VI EPS SPECIAL EDITION 686cc 1XDE44510000	Air . . . . .	200847	<b>2014</b>					
VIKING, VIKING EPS, VIKING EPS SE, VIKING VI, VIKING VI EPS 686cc 1XDE44510000	Air . . . . .	200847	VIKING RHINO 700 (YXM700) 686cc					
<b>2017</b>			1XDE44510000	Air . . . . .	200847			
VIKING, VIKING EPS, VIKING EPS SE, VIKING VI, VIKING VI EPS 686cc 1XDE44510000	Air . . . . .	200847	<b>2013-2009</b>					
VIKING, VIKING EPS, VIKING EPS SE, VIKING VI, VIKING VI EPS 686cc 1XDE44510000	Air . . . . .	200847	VIKING RHINO 700 (YXM700) 686cc					
YXM700 Viking EPS Ranch Edition, YXM700 Viking FI 4x4 EPS with Suntop 686cc 5GH-13440-60-00 1XDE44510000	Lube . . . N/A <sup>53</sup> Air . . . . . 200847		5B4E445100	Lube . . . 1358 <sup>53</sup> Air . . . . . 200850				
YXM700 Viking VI EPS 686cc 5GH-13440-60-00 1XDE44510000	Lube . . . N/A Air . . . . . 200847		<b>2008</b>					
<b>2017</b>			VIKING RHINO 700 (YXM700) 686cc					
VIKING VI EPS RANCH EDITION, VIKING VI EPS SPECIAL EDITION 686cc 1XDE44510000	Air . . . . .	200847	5B4E445100	Lube . . . 1358 <sup>53</sup> Air . . . . . 200850				
VIKING, VIKING EPS, VIKING EPS SE, VIKING VI, VIKING VI EPS 686cc 1XDE44510000	Air . . . . .	200847						
WOLVERINE R-SPEC, WOLVERINE R-SPEC EPS, YXE 70 Wolverine, YXE70 Wolverine EPS, YXE70 Wolverine R-Spec EPS SE 708cc 5GH-13440-60-00 1XDE44510000	Lube . . . N/A Air . . . . . 200847							
YXM700 Viking FI 4x4 EPS SE, YXM700 Viking FI 4x4 EPS with Suntop, YXM700 Viking FI 4x4 with Suntop 686cc 1XDE44510000	Air . . . . .	200847						
YXZ1000 EPS SPECIAL EDITION, YXZ1000R, YXZ1000R SS, YXZ1000R SS SE 998cc 2HCE44510000	Air . . . . .	N/A						
<b>2016</b>								
VIKING VI EPS RANCH EDITION, VIKING VI EPS SPECIAL EDITION 686cc 1XDE44510000	Air . . . . .	200847						
VIKING, VIKING EPS, VIKING EPS SE, VIKING VI, VIKING VI EPS 686cc 1XDE44510000	Air . . . . .	200847						

UTILITY VEHICLES

*Italicized Part Numbers May Not Be Available.*

Las piezas con números en *italicas* pueden no estar disponibles.  
Les numéros de pièce en *italiques* peuvent ne pas être disponibles.



## Pass Car Light Truck - Oil - Air - Cabin

ACURA 2023-2020

Year/Año/Année Model/Modelo/Modèle Engine/Motor/Moteur	Eng. Code Código de motor Code moteur	VIN NIV NIV	GOLD Oil Aceite Huile	ProSelect Oil Aceite Huile	Platinum Oil Aceite Huile	GOLD Air Aire Air	ProSelect Air Aire Air	GOLD Cabin Air Cabina Aire Cabine Air	ProSelect Cabin Air Cabina Aire Cabine Air	Platinum Cabin Air Cabina Aire Cabine Air	Loc. Cabin Air Cabina Aire Cabine Air
--	---	-------------------	--------------------------------	-------------------------------------	------------------------------------	----------------------------	---------------------------------	--	---	--	--

## ACURA

## 2023

## INTEGRA

L4 1.5L 1500CC 92CID Turbo	L15CA		N/A	N/A	N/A	210448	N/A	N/A	N/A	N/A	
----------------------------	-------	--	-----	-----	-----	--------	-----	-----	-----	-----	--

## MDX

V6 3.5L 3500CC 214CID			7356 <sup>53</sup>	27356 <sup>70</sup>	47356	201509	N/A	230725	N/A	N/A	
-----------------------	--	--	--------------------	---------------------	-------	--------	-----	--------	-----	-----	--

## MDX Type S

V6 3.0L 3000CC 183CID Turbo			7356 <sup>53</sup>	27356 <sup>70</sup>	47356	201654	N/A	230725	N/A	N/A	
-----------------------------	--	--	--------------------	---------------------	-------	--------	-----	--------	-----	-----	--

## RDX

L4 2.0L 2000CC 122CID Turbo			7356 <sup>53</sup>	27356 <sup>70</sup>	47356	200907	2200907	9101	229101	N/A	
-----------------------------	--	--	--------------------	---------------------	-------	--------	---------	------	--------	-----	--

## TLX

L4 2.0L 2000CC 122CID Turbo			7356 <sup>53</sup>	27356 <sup>70</sup>	47356	200339	2200339	9101	229101	N/A	
-----------------------------	--	--	--------------------	---------------------	-------	--------	---------	------	--------	-----	--

## TLX Type S

V6 3.0L 3000CC 183CID Turbo			7356 <sup>53</sup>	27356 <sup>70</sup>	47356	200339	2200339	9101	229101	N/A	
-----------------------------	--	--	--------------------	---------------------	-------	--------	---------	------	--------	-----	--

## 2022

## ILX

L4 2.4L 2356cc	K24V7		7356 <sup>53</sup>	27356 <sup>70</sup>	47356	200334	N/A	4815	224815	4234815	3
----------------	-------	--	--------------------	---------------------	-------	--------	-----	------	--------	---------	---

## MDX

V6 3.5L 3500CC 214CID			7356 <sup>53</sup>	27356 <sup>70</sup>	47356	201509	N/A	230725	N/A	N/A	
-----------------------	--	--	--------------------	---------------------	-------	--------	-----	--------	-----	-----	--

## MDX Type S

V6 3.0L 3000CC 183CID Turbo			7356 <sup>53</sup>	27356 <sup>70</sup>	47356	201654	N/A	230725	N/A	N/A	
-----------------------------	--	--	--------------------	---------------------	-------	--------	-----	--------	-----	-----	--

## NSX

V 6 3.5L 3500cc 214 CID Turbo Electric/Gas						9530	29530	N/A	N/A	N/A	
---	--	--	--	--	--	------	-------	-----	-----	-----	--

## RDX

L4 2.0L 2000CC 122CID Turbo			7356 <sup>53</sup>	27356 <sup>70</sup>	47356	200907	2200907	9101	229101	N/A	
-----------------------------	--	--	--------------------	---------------------	-------	--------	---------	------	--------	-----	--

## TLX

L4 2.0L 2000CC 122CID Turbo			7356 <sup>53</sup>	27356 <sup>70</sup>	47356	200339	2200339	9101	229101	N/A	
-----------------------------	--	--	--------------------	---------------------	-------	--------	---------	------	--------	-----	--

## TLX Type S

V6 3.0L 3000CC 183CID Turbo			7356 <sup>53</sup>	27356 <sup>70</sup>	47356	200339	2200339	9101	229101	N/A	
-----------------------------	--	--	--------------------	---------------------	-------	--------	---------	------	--------	-----	--

## 2021

## ILX

L4 2.4L 2356cc	K24V7		7356 <sup>53</sup>	27356 <sup>70</sup>	47356	200334	N/A	4815	224815	4234815	3
----------------	-------	--	--------------------	---------------------	-------	--------	-----	------	--------	---------	---

## MDX

V6 3.5L 3471cc	J35Y5		7356 <sup>53</sup>	27356 <sup>70</sup>	47356	200339	2200339	4815	224815	4234815	3
----------------	-------	--	--------------------	---------------------	-------	--------	---------	------	--------	---------	---

## NSX

V 6 3.5L 3500cc 214 CID Turbo Electric/Gas						9530	29530	N/A	N/A	N/A	
---	--	--	--	--	--	------	-------	-----	-----	-----	--

## RDX

L4 2.0L 2000CC 122CID Turbo			7356 <sup>53</sup>	27356 <sup>70</sup>	47356	200907	2200907	9101	229101	N/A	
-----------------------------	--	--	--------------------	---------------------	-------	--------	---------	------	--------	-----	--

## TLX

L4 2.0L 2000CC 122CID Turbo			7356 <sup>53</sup>	27356 <sup>70</sup>	47356	200339	2200339	9101	229101	N/A	
-----------------------------	--	--	--------------------	---------------------	-------	--------	---------	------	--------	-----	--

## TLX Type S

V6 3.0L 3000CC 183CID Turbo			7356 <sup>53</sup>	27356 <sup>70</sup>	47356	200339	2200339	9101	229101	N/A	
-----------------------------	--	--	--------------------	---------------------	-------	--------	---------	------	--------	-----	--

## 2020

## ILX

L4 2.4L 2356cc	K24V7		7356 <sup>53</sup>	27356 <sup>70</sup>	47356	200334	N/A	4815	224815	4234815	3
----------------	-------	--	--------------------	---------------------	-------	--------	-----	------	--------	---------	---

## MDX

V6 3.5L 3471cc	J35Y5		7356 <sup>53</sup>	27356 <sup>70</sup>	47356	200339	2200339	4815	224815	4234815	3
----------------	-------	--	--------------------	---------------------	-------	--------	---------	------	--------	---------	---

## MDX Hybrid

V6 3.0L 3000CC 183CID	Hybrid		7356 <sup>53</sup>	27356 <sup>70</sup>	47356	200339	2200339	4815	224815	4234815	
-----------------------	--------	--	--------------------	---------------------	-------	--------	---------	------	--------	---------	--

N/A = Not Available N/R = Not Required N/S = Not Servicable For cabin air locator chart, see pages 5-12 See pages 13-16 for footnotes

1) ProSelect - Normal Driving - Traditional Change Intervals 2) NAPA Gold - Severe Driving - OE Recommended intervals 3) NAPA Platinum - Harsh Driving - OE Recommend Intervals

N/A = Non disponible N/R = Non nécessaire N/S = Non réparable Voir le tableau des filtres et d'habitacle aux pages 5-12 Voir pages 13-16 pour des notes

1) NAPA ProSelect et Argent - Conduite normale - Intervalles normaux de remplacement 2) NAPA Or - Conduite difficile - Intervalles recommandés par FEO 3) NAPA Platine - Conduite très difficile - Intervalles recommandés par FEO

N/A = No disponible N/R = No requerido N/S = No Servicable Para el aire de la cabina y tabla de localización de filtro, consulte las páginas 5-12 Ver las páginas 13-16 para las notas al pie de página

1) NAPA ProSelect y Plata - Manejo normal - Intervalos normales de cambio 2) NAPA Oro - Manejo difícil - Intervalos recomendados por el OEM 3) NAPA Platino - Manejo muy difícil - Intervalos recomendados por el OEM

*Italicized Part Numbers May Not Be Available.*

Las piezas con números en *italicas* pueden no estar disponibles.

Les numéros de pièce en *italiques* peuvent ne pas être disponibles.





ACURA 2020-2018

Pass Car Light Truck - Oil - Air - Cabin

Year/Año/Année Model/Modelo/Modèle Engine/Motor/Moteur	Eng. Code Código de motor Code moteur	VIN NIV NIV	GOLD Oil Aceite Huile	ProSelect Oil Aceite Huile	Platinum Oil Aceite Huile	GOLD Air Aire Air	ProSelect Air Aire Air	GOLD Cabin Air Cabina Aire Cabine Air	ProSelect Cabin Air Cabina Aire Cabine Air	Platinum Cabin Air Cabina Aire Cabine Air	Loc. Cabin Air Cabina Aire Cabine Air
--	---	-------------------	--------------------------------	-------------------------------------	------------------------------------	----------------------------	---------------------------------	--	---	--	--

## ACURA (Cont'd/Suite)

## 2020 (Cont'd/Suite)

NSX											
V 6 3.5L 3500cc 214 CID Turbo Electric/Gas						9530	29530	N/A	N/A	N/A	
RDX											
L4 2.0L 2000CC 122CID Turbo			7356 <sup>53</sup>	27356 <sup>70</sup>	47356	200907	2200907	9101	229101	N/A	
RLX											
V6 3.5L 3500CC 214CID			7356 <sup>53</sup>	27356 <sup>70</sup>	47356	200110	N/A	4815	224815	4234815	
RLX HYBRID											
V6 3.5L 3471cc Electric/Gas	J35Y4		7356 <sup>53</sup>	27356 <sup>70</sup>	47356	200110	N/A	4815	224815	4234815	3
TLX											
L4 2.4L 2356cc	K24W7		7356 <sup>53</sup>	27356 <sup>70</sup>	47356	9750	29750	4815	224815	4234815	3
V6 3.5L 3471cc	J35Y6		7356 <sup>53</sup>	27356 <sup>70</sup>	47356	200223	N/A	4815	224815	4234815	3

## 2019

ILX											
L4 2.4L 2356cc	K24V7		7356 <sup>53</sup>	27356 <sup>70</sup>	47356	200334	N/A	4815	224815	4234815	3
MDX											
V6 3.5L 3471cc	J35Y5		7356 <sup>53</sup>	27356 <sup>70</sup>	47356	200339	2200339	4815	224815	4234815	3
MDX Hybrid											
V6 3.0L 3000CC 183CID	Hybrid		7356 <sup>53</sup>	27356 <sup>70</sup>	47356	200339	2200339	4815	224815	4234815	
NSX											
V 6 3.5L 3500cc 214 CID Turbo Electric/Gas			N/A	N/A	N/A	9530	29530	N/A	N/A	N/A	
RDX											
L4 2.0L 2000CC 122CID Turbo			7356 <sup>53</sup>	27356	47356	200907	2200907	9101	229101	N/A	
RLX											
V6 3.5L 3471cc	JNB1		7356 <sup>53</sup>	27356 <sup>70</sup>	47356	200110	N/A	4815	224815	4234815	3
V6 3.5L 3471cc Electric/Gas	J35Y4		7356 <sup>53</sup>	27356 <sup>70</sup>	47356	200110	N/A	4815	224815	4234815	3
TLX											
L4 2.4L 2356cc	K24W7		7356 <sup>53</sup>	27356 <sup>70</sup>	47356	9750	29750	4815	224815	4234815	3
V6 3.5L 3471cc	J35Y6		7356 <sup>53</sup>	27356 <sup>70</sup>	47356	200223	N/A	4815	224815	4234815	3

## 2018

ILX											
L4 2.4L 2356cc	K24V7		7356 <sup>53</sup>	27356 <sup>70</sup>	47356	200334	N/A	4815	224815	4234815	3
L4 2.4L 2356cc (Mex.)	K24V7		7356 <sup>53</sup>	27356 <sup>70</sup>	47356	200334	N/A	4815	224815	4234815	3
MDX											
V6 3.5L 3471cc	J35Y5		7356 <sup>53</sup>	27356 <sup>70</sup>	47356	200339	2200339	4815	224815	4234815	3
V6 3.5L 3471cc (Mex.)	J35Y5		7356 <sup>53</sup>	27356 <sup>70</sup>	47356	200339	2200339	4815	224815	4234815	3
MDX Hybrid											
V6 3.0L 3000CC 183CID	Hybrid		7356 <sup>53</sup>	27356 <sup>70</sup>	47356	200339	2200339	4815	224815	4234815	
NSX											
V 6 3.5L 3500cc 214 CID Turbo Electric/Gas			N/A	N/A	N/A	9530	29530	N/A	N/A	N/A	
RDX											
V6 3.5L 3471cc	J35Z2		7356 <sup>53</sup>	27356 <sup>70</sup>	47356	9211	29211	4815	224815	4234815	3
V6 3.5L 3471cc (Mex.)	J35Z2		7356 <sup>53</sup>	27356 <sup>70</sup>	47356	9211	29211	4815	224815	4234815	3
RLX											
V6 3.5L 3471cc	JNB1		7356 <sup>53</sup>	27356 <sup>70</sup>	47356	200110	N/A	4815	224815	4234815	3
V6 3.5L 3471cc (Mex.)	JNB1		7356 <sup>53</sup>	27356 <sup>70</sup>	47356	200110	N/A	4815	224815	4234815	3
V6 3.5L 3471cc Electric/Gas	J35Y4		7356 <sup>53</sup>	27356 <sup>70</sup>	47356	200110	N/A	4815	224815	4234815	3

N/A = Not Available N/R = Not Required N/S = Not Serviceable For cabin air locator chart, see pages 5-12 See pages 13-16 for footnotes

1) ProSelect - Normal Driving - Traditional Change Intervals 2) NAPA Gold - Severe Driving - OE Recommended Intervals 3) NAPA Platinum - Harsh Driving - OE Recommend Intervals

N/A = Non disponible N/R = Non nécessaire N/S = Non réparable Voir le tableau des filtres et d'habitacle aux pages 5-12 Voir pages 13-16 pour des notes

1) NAPA ProSelect et Argent - Conduite normale - Intervalles normaux de remplacement 2) NAPA Or - Conduite difficile - Intervalles recommandés par FEO 3) NAPA Platine - Conduite très difficile - Intervalles recommandés par FEO

N/A = No disponible N/R = No requerido N/S = No Serviceable Para el aire de la cabina y tabla de localización de filtro, consulte las páginas 5-12 Ver las páginas 13-16 para las notas al pie de página

1) NAPA ProSelect y Plata - Manejo normal - Intervalles normales de cambio 2) NAPA Oro - Manejo difícil - Intervalles recomendados por el OEM 3) NAPA Platino - Manejo muy difícil - Intervalles recomendados por el OEM

Italicized Part Numbers May Not Be Available.

Las piezas con números en *italicas* pueden no estar disponibles.  
Les numéros de pièce en *italiques* peuvent ne pas être disponibles.



## Pass Car Light Truck - Oil - Air - Cabin

ACURA 2018-2015

Year/Año/Année Model/Modelo/Modèle Engine/Motor/Moteur	Eng. Code Código de motor Code moteur	VIN NIV NIV	GOLD Oil Aceite Huile	ProSelect Oil Aceite Huile	Platinum Oil Aceite Huile	GOLD Air Aire Air	ProSelect Air Aire Air	GOLD Cabin Air Cabina Aire Cabine Air	ProSelect Cabin Air Cabina Aire Cabine Air	Platinum Cabin Air Cabina Aire Cabine Air	Loc. Cabin Air Cabina Aire Cabine Air
--	---	-------------------	--------------------------------	-------------------------------------	------------------------------------	----------------------------	---------------------------------	--	---	--	--

## ACURA (Cont'd/Suite)

## 2018 (Cont'd/Suite)

## TLX

L4 2.4L 2356cc	K24W7		7356 <sup>53</sup>	27356 <sup>70</sup>	47356	9750	29750	4815	224815	4234815	3
V6 3.5L 3471cc	J35Y6		7356 <sup>53</sup>	27356 <sup>70</sup>	47356	200223	N/A	4815	224815	4234815	3
V6 3.5L 3471cc (Mex.)	J35Y6		7356 <sup>53</sup>	27356 <sup>70</sup>	47356	200223	N/A	4815	224815	4234815	3

## 2017

## ILX

L4 2.0L 1997cc	R20A5		7356 <sup>53</sup>	27356 <sup>70</sup>	47356	200334	N/A	4815	224815	4234815	3
L4 2.4L 2356cc	K24V7		7356 <sup>53</sup>	27356 <sup>70</sup>	47356	200334	N/A	4815	224815	4234815	3
L4 2.4L 2356cc (Mex.)	K24V7		7356 <sup>53</sup>	27356 <sup>70</sup>	47356	200334	N/A	4815	224815	4234815	3

## MDX

V6 3.5L 3471cc	J35Y5		7356 <sup>53</sup>	27356 <sup>70</sup>	47356	200339	2200339	4815	224815	4234815	3
V6 3.5L 3471cc (Mex.)	J35Y5		7356 <sup>53</sup>	27356 <sup>70</sup>	47356	200339	2200339	4815	224815	4234815	3

## MDX Hybrid

V6 3.0L 3000CC 183CID	Hybrid		7356 <sup>53</sup>	27356 <sup>70</sup>	47356	200339	2200339	4815	224815	4234815	
-----------------------	--------	--	--------------------	---------------------	-------	--------	---------	------	--------	---------	--

## NSX

V 6 3.5L 3500cc 214 CID Turbo Electric/Gas			N/A	N/A	N/A	9530	29530	N/A	N/A	N/A	
--	--	--	-----	-----	-----	------	-------	-----	-----	-----	--

## RDX

V6 3.5L 3471cc	J35Z2		7356 <sup>53</sup>	27356 <sup>70</sup>	47356	9211	29211	4815	224815	4234815	3
V6 3.5L 3471cc (Mex.)	J35Z2		7356 <sup>53</sup>	27356 <sup>70</sup>	47356	9211	29211	4815	224815	4234815	3

## RLX

V6 3.5L 3471cc	JNB1		7356 <sup>53</sup>	27356 <sup>70</sup>	47356	200110	N/A	4815	224815	4234815	3
V6 3.5L 3471cc (Mex.)	JNB1		7356 <sup>53</sup>	27356 <sup>70</sup>	47356	200110	N/A	4815	224815	4234815	3
V6 3.5L 3471cc Electric/Gas	J35Y4		7356 <sup>53</sup>	27356 <sup>70</sup>	47356	200110	N/A	4815	224815	4234815	3

## TLX

L4 2.4L 2356cc	K24W7		7356 <sup>53</sup>	27356 <sup>70</sup>	47356	9750	29750	4815	224815	4234815	3
V6 3.5L 3471cc	J35Y6		7356 <sup>53</sup>	27356 <sup>70</sup>	47356	200223	N/A	4815	224815	4234815	3
V6 3.5L 3471cc (Mex.)	J35Y6		7356 <sup>53</sup>	27356 <sup>70</sup>	47356	200223	N/A	4815	224815	4234815	3

## 2016

## ILX

L4 2.0L 1997cc	R20A5		7356 <sup>53</sup>	27356 <sup>70</sup>	47356	200334	N/A	4815	224815	4234815	3
L4 2.4L 2356cc	K24V7		7356 <sup>53</sup>	27356 <sup>70</sup>	47356	200334	N/A	4815	224815	4234815	3

## MDX

V6 3.5L 3471cc	J35Y5		7356 <sup>53</sup>	27356 <sup>70</sup>	47356	200339	2200339	4815	224815	4234815	3
----------------	-------	--	--------------------	---------------------	-------	--------	---------	------	--------	---------	---

## RDX

V6 3.5L 3471cc	J35Z2		7356 <sup>53</sup>	27356 <sup>70</sup>	47356	9211	29211	4815	224815	4234815	3
----------------	-------	--	--------------------	---------------------	-------	------	-------	------	--------	---------	---

## RLX

V6 3.5L 3471cc	JNB1		7356 <sup>53</sup>	27356 <sup>70</sup>	47356	200110	N/A	4815	224815	4234815	3
V6 3.5L 3471cc Electric/Gas	J35Y4		7356 <sup>53</sup>	27356 <sup>70</sup>	47356	200110	N/A	4815	224815	4234815	3

## TLX

L4 2.4L 2356cc	K24W7		7356 <sup>53</sup>	27356 <sup>70</sup>	47356	9750	29750	4815	224815	4234815	3
V6 3.5L 3471cc	J35Y6		7356 <sup>53</sup>	27356 <sup>70</sup>	47356	200223	N/A	4815	224815	4234815	3

## 2015

## ILX

L4 2.0L 1997cc	R20A5		7356 <sup>53</sup>	27356 <sup>70</sup>	47356	9031	29031	4815	224815	4234815	3
L4 2.4L 2354cc	K24Z7		7356 <sup>53</sup>	27356 <sup>70</sup>	47356	9530	29530	4815	224815	4234815	3

## ILX HYBRID

L4 1.5L 1497cc Electric/Gas	LEA2		7356 <sup>53</sup>	27356 <sup>70</sup>	47356	9091	N/A	4815	224815	4234815	3
-----------------------------	------	--	--------------------	---------------------	-------	------	-----	------	--------	---------	---

N/A = Not Available N/R = Not Required N/S = Not Servicable For cabin air locator chart, see pages 5-12 See pages 13-16 for footnotes

1) ProSelect - Normal Driving - Traditional Change Intervals 2) NAPA Gold - Severe Driving - OE Recommended intervals 3) NAPA Platinum - Harsh Driving - OE Recommend Intervals

N/A = Non disponible N/R = Non nécessaire N/S = Non réparable Voir le tableau des filtres et d'habitacle aux pages 5-12 Voir pages 13-16 pour des notes

1) NAPA ProSelect et Argent - Conduite normale - Intervalles normaux de remplacement 2) NAPA Or - Conduite difficile - Intervalles recommandés par FEO 3) NAPA Platine - Conduite très difficile - Intervalles recommandés par FEO

N/A = No disponible N/R = No requerido N/S = No Servicable Para el aire de la cabina y tabla de localización de filtro, consulte las páginas 5-12 Ver las páginas 13-16 para las notas al pie de página

1) NAPA ProSelect y Plata - Manejo normal - Intervalles normales de cambio 2) NAPA Oro - Manejo difícil - Intervalles recomendados por el OEM 3) NAPA Platino - Manejo muy difícil - Intervalles recomendados por el OEM

*Italicized Part Numbers May Not Be Available.*

Las piezas con números en *italicas* pueden no estar disponibles.

Les numéros de pièce en *italiques* peuvent ne pas être disponibles.

P  
a  
s  
s  
C  
a  
r  
L  
i  
g  
h  
t  
T  
r  
u  
c  
k  
O  
i  
l  
-  
A  
i  
r  
-  
C  
a  
b  
i  
n



ACURA 2015-2013

Pass Car Light Truck - Oil - Air - Cabin

Year/Año/Année Model/Modelo/Modele Engine/Motor/Moteur	Eng. Code Código de motor Code moteur	VIN NIV NIV	GOLD Oil Aceite Huile	ProSelect Oil Aceite Huile	Platinum Oil Aceite Huile	GOLD Air Aire Air	ProSelect Air Aire Air	GOLD Cabin Air Cabina Aire Cabine Air	ProSelect Cabin Air Cabina Aire Cabine Air	Platinum Cabin Air Cabina Aire Cabine Air	Loc. Cabin Air Cabina Aire Cabine Air
--	---	-------------------	--------------------------------	-------------------------------------	------------------------------------	----------------------------	---------------------------------	--	---	--	--

## ACURA (Cont'd/Suite)

**2015** (Cont'd/Suite)

<b>MDX</b>											
V6 3.5L 3471cc	J35Y5		7356 <sup>53</sup>	27356 <sup>70</sup>	47356	200050	N/A	4815	224815	4234815	3
<b>RDX</b>											
V6 3.5L 3471cc	J35Z2		7356 <sup>53</sup>	27356 <sup>70</sup>	47356	9211	29211	4815	224815	4234815	3
<b>RLX</b>											
V6 3.5L 3471cc	JNB1		7356 <sup>53</sup>	27356 <sup>70</sup>	47356	200110	N/A	4815	224815	4234815	3
V6 3.5L 3471cc Electric/Gas	J35Y4		7356 <sup>53</sup>	27356 <sup>70</sup>	47356	200110	N/A	4815	224815	4234815	3
<b>TLX</b>											
L4 2.4L 2356cc	K24V7		7356 <sup>53</sup>	27356 <sup>70</sup>	47356	9750	29750	4815	224815	4234815	3
V6 3.5L 3471cc	J35Y6		7356 <sup>53</sup>	27356 <sup>70</sup>	47356	200223	N/A	4815	224815	4234815	3

**2014**

<b>ILX</b>											
L4 2.0L 1997cc	R20A5		7356 <sup>53</sup>	27356 <sup>70</sup>	47356	9031	29031	4815	224815	4234815	3
L4 2.4L 2354cc	K24Z7		7356 <sup>53</sup>	27356 <sup>70</sup>	47356	9530	29530	4815	224815	4234815	3
<b>ILX HYBRID</b>											
L4 1.5L 1497cc Electric/Gas	LEA2		7356 <sup>53</sup>	27356 <sup>70</sup>	47356	9091	N/A	4815	224815	4234815	3
<b>MDX</b>											
V6 3.5L 3471cc	J35Y5		7356 <sup>53</sup>	27356 <sup>70</sup>	47356	200050	N/A	4815	224815	4234815	3
<b>RDX</b>											
V6 3.5L 3471cc	J35Z2		7356 <sup>53</sup>	27356 <sup>70</sup>	47356	9211	29211	4815	224815	4234815	3
<b>RLX</b>											
V6 3.5L 3471cc	JNB1		7356 <sup>53</sup>	27356 <sup>70</sup>	47356	200110	N/A	4815	224815	4234815	3
V6 3.5L 3471cc Electric/Gas	J35Y4		7356 <sup>53</sup>	27356 <sup>70</sup>	47356	200110	N/A	4815	224815	4234815	3
<b>TL</b>											
V6 3.5L 3471cc	J35Z6		7356 <sup>53</sup>	27356 <sup>70</sup>	47356	9041	29041	4815	224815	4234815	3
V6 3.7L 3664cc	J37A4		7356 <sup>53</sup>	27356 <sup>70</sup>	47356	9041	29041	4815	224815	4234815	3
<b>TSX</b>											
L4 2.4L 2354cc	K24Z3		7356 <sup>53</sup>	27356 <sup>70</sup>	47356	9200	29200	4815	224815	4234815	3
V6 3.5L 3471cc	J35Z6		7356 <sup>53</sup>	27356 <sup>70</sup>	47356	9041	29041	4815	224815	4234815	3

**2013**

<b>ILX</b>											
L4 2.0L 1997cc	R20A5		7356 <sup>53</sup>	27356 <sup>70</sup>	47356	9031	29031	4815	224815	4234815	3
L4 2.4L 2354cc	K24Z7		7356 <sup>53</sup>	27356 <sup>70</sup>	47356	9530	29530	4815	224815	4234815	3
<b>ILX HYBRID</b>											
L4 1.5L 1497cc Electric/Gas	LEA2		7356 <sup>53</sup>	27356 <sup>70</sup>	47356	9091	N/A	4815	224815	4234815	3
<b>MDX</b>											
V6 3.7L 3664cc	J37A1		7356 <sup>53</sup>	27356 <sup>70</sup>	47356	9610	29610	4815	224815	4234815	3
<b>RDX</b>											
V6 3.5L 3471cc	J35Z2		7356 <sup>53</sup>	27356 <sup>70</sup>	47356	9211	29211	4815	224815	4234815	3
<b>TL</b>											
V6 3.5L 3471cc	J35Z6		7356 <sup>53</sup>	27356 <sup>70</sup>	47356	9041	29041	4815	224815	4234815	3
V6 3.7L 3664cc	J37A4		7356 <sup>53</sup>	27356 <sup>70</sup>	47356	9041	29041	4815	224815	4234815	3
<b>TSX</b>											
L4 2.4L 2354cc	K24Z3		7356 <sup>53</sup>	27356 <sup>70</sup>	47356	9200	29200	4815	224815	4234815	3
V6 3.5L 3471cc	J35Z6		7356 <sup>53</sup>	27356 <sup>70</sup>	47356	9041	29041	4815	224815	4234815	3
<b>ZDX</b>											
V6 3.7L 3664cc	J37A5		7356 <sup>53</sup>	27356 <sup>70</sup>	47356	9610	29610	4815	224815	4234815	3

N/A = Not Available N/R = Not Required N/S = Not Servicable For cabin air locator chart, see pages 5-12 See pages 13-16 for footnotes

1) ProSelect - Normal Driving - Traditional Change Intervals 2) NAPA Gold - Severe Driving - OE Recommended intervals 3) NAPA Platinum - Harsh Driving - OE Recommend Intervals

N/A = Non disponible N/R = Non nécessaire N/S = Non réparable Voir le tableau des filtres et d'habitacle aux pages 5-12 Voir pages 13-16 pour des notes

1) NAPA ProSelect et Argent - Conduite normale - Intervalles normaux de remplacement 2) NAPA Or - Conduite difficile - Intervalles recommandés par FEO 3) NAPA Platine - Conduite très difficile - Intervalles recommandés par FEO

N/A = No disponible N/R = No requerido N/S = No Servicable Para el aire de la cabina y tabla de localización de filtro, consulte las páginas 5-12 Ver las páginas 13-16 para las notas al pie de página

1) NAPA ProSelect y Plata - Manejo normal - Intervalos normales de cambio 2) NAPA Oro - Manejo difícil - Intervalos recomendados por el OEM 3) NAPA Platino - Manejo muy difícil - Intervalos recomendados por el OEM

*Italicized Part Numbers May Not Be Available.*Las piezas con números en *italicas* pueden no estar disponibles.  
Les numéros de pièce en *italiques* peuvent ne pas être disponibles.



## Pass Car Light Truck - Oil - Air - Cabin

ACURA 2012-2010

Year/Año/Année Model/Modelo/Modèle Engine/Motor/Moteur	Eng. Code Código de motor Code moteur	VIN NIV NIV	GOLD Oil Aceite Huile	ProSelect Oil Aceite Huile	Platinum Oil Aceite Huile	GOLD Air Aire Air	ProSelect Air Aire Air	GOLD Cabin Air Cabina Aire Cabine Air	ProSelect Cabin Air Cabina Aire Cabine Air	Platinum Cabin Air Cabina Aire Cabine Air	Loc. Cabin Air Cabina Aire Cabine Air
--	---	-------------------	--------------------------------	-------------------------------------	------------------------------------	----------------------------	---------------------------------	--	---	--	--

## ACURA (Cont'd/Suite)

## 2012

## MDX

V6 3.7L 3664cc	J37A1		7356 <sup>53</sup>	27356 <sup>70</sup>	47356	9610	29610	4815	224815	4234815	3
----------------	-------	--	--------------------	---------------------	-------	------	-------	------	--------	---------	---

## RDX

L4 2.3L 2300cc Turbo	K23A1		7356 <sup>53</sup>	27356 <sup>70</sup>	47356	9123	29123	4815	224815	4234815	3
----------------------	-------	--	--------------------	---------------------	-------	------	-------	------	--------	---------	---

## RL

V6 3.7L 3664cc	J37A2		7356 <sup>53</sup>	27356 <sup>70</sup>	47356	9050	N/A	4815	224815	4234815	3
----------------	-------	--	--------------------	---------------------	-------	------	-----	------	--------	---------	---

## TL

V6 3.5L 3471cc	J35Z6		7356 <sup>53</sup>	27356 <sup>70</sup>	47356	9041	29041	4815	224815	4234815	3
----------------	-------	--	--------------------	---------------------	-------	------	-------	------	--------	---------	---

V6 3.7L 3664cc	J37A4		7356 <sup>53</sup>	27356 <sup>70</sup>	47356	9041	29041	4815	224815	4234815	3
----------------	-------	--	--------------------	---------------------	-------	------	-------	------	--------	---------	---

## TSX

L4 2.4L 2354cc	K24Z3		7356 <sup>53</sup>	27356 <sup>70</sup>	47356	9200	29200	4815	224815	4234815	3
----------------	-------	--	--------------------	---------------------	-------	------	-------	------	--------	---------	---

V6 3.5L 3471cc	J35Z6		7356 <sup>53</sup>	27356 <sup>70</sup>	47356	9041	29041	4815	224815	4234815	3
----------------	-------	--	--------------------	---------------------	-------	------	-------	------	--------	---------	---

## ZDX

V6 3.7L 3664cc	J37A5		7356 <sup>53</sup>	27356 <sup>70</sup>	47356	9610	29610	4815	224815	4234815	3
----------------	-------	--	--------------------	---------------------	-------	------	-------	------	--------	---------	---

## 2011

## CSX

L4 2.0L 1998cc 122 CID	K20Z2		7356 <sup>53</sup>	27356 <sup>70</sup>	47356	9120	29120	4815	224815	4234815	3
------------------------	-------	--	--------------------	---------------------	-------	------	-------	------	--------	---------	---

## CSX TYPE S

L4 2.0L H.O. VTEC			7356 <sup>53</sup>	27356 <sup>70</sup>	47356	9120	29120	4815	224815	4234815	3
-------------------	--	--	--------------------	---------------------	-------	------	-------	------	--------	---------	---

## MDX

V6 3.7L 3664cc	J37A1		7356 <sup>53</sup>	27356 <sup>70</sup>	47356	9610	29610	4815	224815	4234815	3
----------------	-------	--	--------------------	---------------------	-------	------	-------	------	--------	---------	---

## RDX

L4 2.3L 2300cc Turbo	K23A1		7356 <sup>53</sup>	27356 <sup>70</sup>	47356	9123	29123	4815	224815	4234815	3
----------------------	-------	--	--------------------	---------------------	-------	------	-------	------	--------	---------	---

## RL

V6 3.7L 3664cc	J37A2		7356 <sup>53</sup>	27356 <sup>70</sup>	47356	9050	N/A	4815	224815	4234815	3
----------------	-------	--	--------------------	---------------------	-------	------	-----	------	--------	---------	---

## TL

V6 3.5L 3471cc	J35Z6		7356 <sup>53</sup>	27356 <sup>70</sup>	47356	9041	29041	4815	224815	4234815	3
----------------	-------	--	--------------------	---------------------	-------	------	-------	------	--------	---------	---

V6 3.7L 3664cc	J37A4		7356 <sup>53</sup>	27356 <sup>70</sup>	47356	9041	29041	4815	224815	4234815	3
----------------	-------	--	--------------------	---------------------	-------	------	-------	------	--------	---------	---

## TSX

L4 2.4L 2354cc	K24Z3		7356 <sup>53</sup>	27356 <sup>70</sup>	47356	9200	29200	4815	224815	4234815	3
----------------	-------	--	--------------------	---------------------	-------	------	-------	------	--------	---------	---

V6 3.5L 3471cc	J35Z6		7356 <sup>53</sup>	27356 <sup>70</sup>	47356	9041	29041	4815	224815	4234815	3
----------------	-------	--	--------------------	---------------------	-------	------	-------	------	--------	---------	---

## ZDX

V6 3.7L 3664cc	J37A5		7356 <sup>53</sup>	27356 <sup>70</sup>	47356	9610	29610	4815	224815	4234815	3
----------------	-------	--	--------------------	---------------------	-------	------	-------	------	--------	---------	---

## 2010

## CSX

L4 2.0L 1998cc 122 CID	K20Z2		7356 <sup>53</sup>	27356 <sup>70</sup>	47356	9120	29120	4815	224815	4234815	3
------------------------	-------	--	--------------------	---------------------	-------	------	-------	------	--------	---------	---

## CSX TYPE S

L4 2.0L 1998cc 122 CID	K20Z3		7356 <sup>53</sup>	27356 <sup>70</sup>	47356	9120	29120	4815	224815	4234815	3
------------------------	-------	--	--------------------	---------------------	-------	------	-------	------	--------	---------	---

## MDX

V6 3.7L 3664cc	J37A1		7356 <sup>53</sup>	27356 <sup>70</sup>	47356	9610	29610	4815	224815	4234815	3
----------------	-------	--	--------------------	---------------------	-------	------	-------	------	--------	---------	---

## RDX

L4 2.3L 2300cc Turbo	K23A1		7356 <sup>53</sup>	27356 <sup>70</sup>	47356	9123	29123	4815	224815	4234815	3
----------------------	-------	--	--------------------	---------------------	-------	------	-------	------	--------	---------	---

## RL

V6 3.7L 3664cc	J37A2		7356 <sup>53</sup>	27356 <sup>70</sup>	47356	9050	N/A	4815	224815	4234815	3
----------------	-------	--	--------------------	---------------------	-------	------	-----	------	--------	---------	---

## TL

V6 3.5L 3471cc	J35Z6		7356 <sup>53</sup>	27356 <sup>70</sup>	47356	9041	29041	4815	224815	4234815	3
----------------	-------	--	--------------------	---------------------	-------	------	-------	------	--------	---------	---

V6 3.7L 3664cc	J37A4		7356 <sup>53</sup>	27356 <sup>70</sup>	47356	9041	29041	4815	224815	4234815	3
----------------	-------	--	--------------------	---------------------	-------	------	-------	------	--------	---------	---

## TSX

L4 2.4L 2354cc	K24Z3		7356 <sup>53</sup>	27356 <sup>70</sup>	47356	9200	29200	4815	224815	4234815	3
----------------	-------	--	--------------------	---------------------	-------	------	-------	------	--------	---------	---

N/A = Not Available N/R = Not Required N/S = Not Servicable For cabin air locator chart, see pages 5-12 See pages 13-16 for footnotes

1) ProSelect - Normal Driving - Traditional Change Intervals 2) NAPA Gold - Severe Driving - OE Recommended intervals 3) NAPA Platinum - Harsh Driving - OE Recommend Intervals

N/A = Non disponible N/R = Non nécessaire N/S = Non réparable Voir le tableau des filtres et d'habitacle aux pages 5-12 Voir pages 13-16 pour des notes

1) NAPA ProSelect et Argent - Conduite normale - Intervalles normaux de remplacement 2) NAPA Or - Conduite difficile - Intervalles recommandés par FEO 3) NAPA Platine - Conduite très difficile - Intervalles recommandés par FEO

N/A = No disponible N/R = No requerido N/S = No Servicable Para el aire de la cabina y tabla de localización de filtro, consulte las páginas 5-12 Ver las páginas 13-16 para las notas al pie de página

1) NAPA ProSelect y Plata - Manejo normal - Intervalles normales de cambio 2) NAPA Oro - Manejo difícil - Intervalles recomendados por el OEM 3) NAPA Platino - Manejo muy difícil - Intervalles recomendados por el OEM

*Italicized Part Numbers May Not Be Available.*

Las piezas con números en *italicas* pueden no estar disponibles.

Les numéros de pièce en *italiques* peuvent ne pas être disponibles.

P  
a  
s  
s  
C  
a  
r  
L  
i  
g  
h  
t  
T  
r  
u  
c  
k  
O  
i  
l  
-  
A  
i  
r  
-  
C  
a  
b  
i  
n



## ACURA 2010-2007

## Pass Car Light Truck - Oil - Air - Cabin

Year/Año/Année Model/Modelo/Modele Engine/Motor/Moteur	Eng. Code Código de motor Code moteur	VIN NIV NIV	GOLD Oil Aceite Huile	ProSelect Oil Aceite Huile	Platinum Oil Aceite Huile	GOLD Air Aire Air	ProSelect Air Aire Air	GOLD Cabin Air Cabina Aire Cabine Air	ProSelect Cabin Air Cabina Aire Cabine Air	Platinum Cabin Air Cabina Aire Cabine Air	Loc. Cabin Air Cabina Aire Cabine Air
--	---	-------------------	--------------------------------	-------------------------------------	------------------------------------	----------------------------	---------------------------------	--	---	--	--

## ACURA (Cont'd/Suite)

**2010** (Cont'd/Suite)

## TSX (Cont'd/Suite)

V6 3.5L 3471cc	J35Z6		7356 <sup>53</sup>	27356 <sup>70</sup>	47356	9041	29041	4815	224815	4234815	3
----------------	-------	--	--------------------	---------------------	-------	------	-------	------	--------	---------	---

## ZDX

V6 3.7L 3664cc	J37A5		7356 <sup>53</sup>	27356 <sup>70</sup>	47356	9610	29610	4815	224815	4234815	3
----------------	-------	--	--------------------	---------------------	-------	------	-------	------	--------	---------	---

**2009**

## CSX

L4 2.0L 1998cc 122 CID	K20Z2		7356 <sup>53</sup>	27356 <sup>70</sup>	47356	9120	29120	4815	224815	4234815	3
------------------------	-------	--	--------------------	---------------------	-------	------	-------	------	--------	---------	---

## CSX TYPE S

L4 2.0L 1998cc 122 CID	K20Z3		7356 <sup>53</sup>	27356 <sup>70</sup>	47356	9120	29120	4815	224815	4234815	3
------------------------	-------	--	--------------------	---------------------	-------	------	-------	------	--------	---------	---

## MDX

V6 3.7L 3664cc	J37A1		7356 <sup>53</sup>	27356 <sup>70</sup>	47356	9121	N/A	4815	224815	4234815	3
----------------	-------	--	--------------------	---------------------	-------	------	-----	------	--------	---------	---

## RDX

L4 2.3L 2300cc Turbo	K23A1		7356 <sup>53</sup>	27356 <sup>70</sup>	47356	9123	29123	4815	224815	4234815	3
----------------------	-------	--	--------------------	---------------------	-------	------	-------	------	--------	---------	---

## RL

V6 3.7L 3664cc	J37A2		7356 <sup>53</sup>	27356 <sup>70</sup>	47356	9050	N/A	4815	224815	4234815	3
----------------	-------	--	--------------------	---------------------	-------	------	-----	------	--------	---------	---

## TL

V6 3.5L 3471cc	J35Z6		7356 <sup>53</sup>	27356 <sup>70</sup>	47356	9041	29041	4815	224815	4234815	3
----------------	-------	--	--------------------	---------------------	-------	------	-------	------	--------	---------	---

V6 3.7L 3664cc	J37A4		7356 <sup>53</sup>	27356 <sup>70</sup>	47356	9041	29041	4815	224815	4234815	3
----------------	-------	--	--------------------	---------------------	-------	------	-------	------	--------	---------	---

## TSX

L4 2.4L 2354cc	K24Z3		7356 <sup>53</sup>	27356 <sup>70</sup>	47356	9200	29200	4815	224815	4234815	3
----------------	-------	--	--------------------	---------------------	-------	------	-------	------	--------	---------	---

**2008**

## CSX

L4 2.0L 1998cc 122 CID	K20Z2		7356 <sup>53</sup>	27356 <sup>70</sup>	47356	9120	29120	4815	224815	4234815	3
------------------------	-------	--	--------------------	---------------------	-------	------	-------	------	--------	---------	---

## CSX TYPE S

L4 2.0L 1998cc 122 CID	K20Z3		7356 <sup>53</sup>	27356 <sup>70</sup>	47356	9120	29120	4815	224815	4234815	3
------------------------	-------	--	--------------------	---------------------	-------	------	-------	------	--------	---------	---

## MDX

V6 3.7L 3664cc	J37A1		7356 <sup>53</sup>	27356 <sup>70</sup>	47356	9121	N/A	4815	224815	4234815	3
----------------	-------	--	--------------------	---------------------	-------	------	-----	------	--------	---------	---

## RDX

L4 2.3L 2300cc Turbo	K23A1		7356 <sup>53</sup>	27356 <sup>70</sup>	47356	9123	29123	4815	224815	4234815	3
----------------------	-------	--	--------------------	---------------------	-------	------	-------	------	--------	---------	---

## RL

V6 3.5L 3471cc	J35A8		7356 <sup>53</sup>	27356 <sup>70</sup>	47356	9063	29063	4815	224815	4234815	3
----------------	-------	--	--------------------	---------------------	-------	------	-------	------	--------	---------	---

## TL

V6 3.2L 3210cc	J32A3		7356 <sup>53</sup>	27356 <sup>70</sup>	47356	9224	N/A	4815	224815	4234815	3
----------------	-------	--	--------------------	---------------------	-------	------	-----	------	--------	---------	---

## TL S-TYPE

V6 3.5L 3471cc	J35A8		7356 <sup>53</sup>	27356 <sup>70</sup>	47356	9224	N/A	4815	224815	4234815	3
----------------	-------	--	--------------------	---------------------	-------	------	-----	------	--------	---------	---

## TSX

L4 2.4L 2354cc	K24A2		7356 <sup>53</sup>	27356 <sup>70</sup>	47356	6831	26831	4815	224815	4234815	3
----------------	-------	--	--------------------	---------------------	-------	------	-------	------	--------	---------	---

**2007**

## CSX

L4 2.0L 1998cc 122 CID	K20Z2		7356 <sup>53</sup>	27356 <sup>70</sup>	47356	9120	29120	4815	224815	4234815	3
------------------------	-------	--	--------------------	---------------------	-------	------	-------	------	--------	---------	---

## CSX TYPE S

L4 2.0L 1998cc 122 CID	K20Z3		7356 <sup>53</sup>	27356 <sup>70</sup>	47356	9120	29120	4815	224815	4234815	3
------------------------	-------	--	--------------------	---------------------	-------	------	-------	------	--------	---------	---

## MDX

V6 3.7L 3664cc	J37A1		7356 <sup>53</sup>	27356 <sup>70</sup>	47356	9121	N/A	4815	224815	4234815	3
----------------	-------	--	--------------------	---------------------	-------	------	-----	------	--------	---------	---

## RDX

L4 2.3L 2300cc Turbo	K23A1		7356 <sup>53</sup>	27356 <sup>70</sup>	47356	9123	29123	4815	224815	4234815	3
----------------------	-------	--	--------------------	---------------------	-------	------	-------	------	--------	---------	---

## RL

V6 3.5L 3471cc	J35A8		7356 <sup>53</sup>	27356 <sup>70</sup>	47356	9063	29063	4815	224815	4234815	3
----------------	-------	--	--------------------	---------------------	-------	------	-------	------	--------	---------	---

N/A = Not Available N/R = Not Required N/S = Not Servicable For cabin air locator chart, see pages 5-12 See pages 13-16 for footnotes

1) ProSelect - Normal Driving - Traditional Change Intervals 2) NAPA Gold - Severe Driving - OE Recommended intervals 3) NAPA Platinum - Harsh Driving - OE Recommend Intervals

1) N/A = Non disponible N/R = Non nécessaire N/S = Non réparable Voir le tableau des filtres et d'habitacle aux pages 5-12 Voir pages 13-16 pour des notes

1) NAPA ProSelect et Argent - Conduite normale - Intervalles normaux de remplacement 2) NAPA Or - Conduite difficile - Intervalles recommandés par FEO 3) NAPA Platine - Conduite très difficile - Intervalles recommandés par FEO

N/A = No disponible N/R = No requerido N/S = No Servicable Para el aire de la cabina y tabla de localización de filtro, consulte las páginas 5-12 Ver las páginas 13-16 para las notas al pie de página

1) NAPA ProSelect y Plata - Manejo normal - Intervalos normales de cambio 2) NAPA Oro - Manejo difícil - Intervalos recomendados por el OEM 3) NAPA Platino - Manejo muy difícil - Intervalos recomendados por el OEM

*Italicized Part Numbers May Not Be Available.*

Las piezas con números en *italicas* pueden no estar disponibles.  
Les numéros de pièce en *italiques* peuvent ne pas être disponibles.





## Pass Car Light Truck - Oil - Air - Cabin

ACURA 2007-2004

Year/Año/Année Model/Modelo/Modele Engine/Motor/Moteur	Eng. Code Código de motor Code moteur	VIN NIV NIV	GOLD Oil Aceite Huile	ProSelect Oil Aceite Huile	Platinum Oil Aceite Huile	GOLD Air Aire Air	ProSelect Air Aire Air	GOLD Cabin Air Cabina Aire Cabine Air	ProSelect Cabin Air Cabina Aire Cabine Air	Platinum Cabin Air Cabina Aire Cabine Air	Loc. Cabin Air Cabina Aire Cabine Air
--	---	-------------------	--------------------------------	-------------------------------------	------------------------------------	----------------------------	---------------------------------	--	---	--	--

## ACURA (Cont'd/Suite)

**2007** (Cont'd/Suite)

## TL

V6 3.2L 3210cc	J32A3		7356 <sup>53</sup>	27356 <sup>70</sup>	47356	9224	N/A	4815	224815	4234815	3
----------------	-------	--	--------------------	---------------------	-------	------	-----	------	--------	---------	---

## TL S-TYPE

V6 3.5L 3471cc	J35A8		7356 <sup>53</sup>	27356 <sup>70</sup>	47356	9224	N/A	4815	224815	4234815	3
----------------	-------	--	--------------------	---------------------	-------	------	-----	------	--------	---------	---

## TSX

L4 2.4L 2354cc	K24A2		7356 <sup>53</sup>	27356 <sup>70</sup>	47356	6831	26831	4815	224815	4234815	3
----------------	-------	--	--------------------	---------------------	-------	------	-------	------	--------	---------	---

**2006**

## CSX

L4 2.0L 1998cc 122 CID	K20Z2		7356 <sup>53</sup>	27356 <sup>70</sup>	47356	2188	22188	4815	224815	4234815	3
------------------------	-------	--	--------------------	---------------------	-------	------	-------	------	--------	---------	---

## EL

L4 1.7L 1700cc			7356 <sup>53</sup>	27356 <sup>70</sup>	47356	2564	22564	4817	224817	4234817	3
----------------	--	--	--------------------	---------------------	-------	------	-------	------	--------	---------	---

## MDX

V6 3.5L 3471cc	J35A5		7356 <sup>53</sup>	27356 <sup>70</sup>	47356	6802	26802	4897	224897	N/A	3
----------------	-------	--	--------------------	---------------------	-------	------	-------	------	--------	-----	---

## RL

V6 3.5L 3471cc	J35A8		7356 <sup>53</sup>	27356 <sup>70</sup>	47356	9063	29063	4815	224815	4234815	3
----------------	-------	--	--------------------	---------------------	-------	------	-------	------	--------	---------	---

## RSX

L4 2.0L 1998cc	K20A3		7356 <sup>53</sup>	27356 <sup>70</sup>	47356	2188	22188	4817	224817	4234817	3
----------------	-------	--	--------------------	---------------------	-------	------	-------	------	--------	---------	---

## RSX S-TYPE

L4 2.0L 1998cc	K20Z1		7356 <sup>53</sup>	27356 <sup>70</sup>	47356	2188	22188	4817	224817	4234817	3
----------------	-------	--	--------------------	---------------------	-------	------	-------	------	--------	---------	---

## TL

V6 3.2L 3210cc	J32A3		7356 <sup>53</sup>	27356 <sup>70</sup>	47356	9063	29063	4815	224815	4234815	3
----------------	-------	--	--------------------	---------------------	-------	------	-------	------	--------	---------	---

## TSX

L4 2.4L 2354cc	K24A2		7356 <sup>53</sup>	27356 <sup>70</sup>	47356	6831	26831	4815	224815	4234815	3
----------------	-------	--	--------------------	---------------------	-------	------	-------	------	--------	---------	---

**2005**

## EL

L4 1.7L 1700cc			7356 <sup>53</sup>	27356 <sup>70</sup>	47356	2564	22564	4817	224817	4234817	3
----------------	--	--	--------------------	---------------------	-------	------	-------	------	--------	---------	---

## MDX

V6 3.5L 3471cc	J35A5		7356 <sup>53</sup>	27356 <sup>70</sup>	47356	6802	26802	4897	224897	N/A	3
----------------	-------	--	--------------------	---------------------	-------	------	-------	------	--------	-----	---

V6 3.5L 3471cc	J35A5		7356 <sup>53</sup>	27356 <sup>70</sup>	47356	6802	26802	4897	224897	N/A	3
----------------	-------	--	--------------------	---------------------	-------	------	-------	------	--------	-----	---

V6 3.5L 3471cc (Mex.)	J35A5		7356 <sup>53</sup>	27356 <sup>70</sup>	47356	6802	26802	4897	224897	N/A	3
-----------------------	-------	--	--------------------	---------------------	-------	------	-------	------	--------	-----	---

## NSX

V6 3.0L 2977cc	C30A1		1378	21378	N/A	N/A <sup>61</sup>	N/A <sup>61</sup>	N/R	N/R	N/R	
----------------	-------	--	------	-------	-----	-------------------	-------------------	-----	-----	-----	--

V6 3.2L 3179cc	C32B1		1378	21378	N/A	N/A <sup>61</sup>	N/A <sup>61</sup>	N/R	N/R	N/R	
----------------	-------	--	------	-------	-----	-------------------	-------------------	-----	-----	-----	--

## RL

V6 3.5L 3471cc	J35A8		7356 <sup>53</sup>	27356 <sup>70</sup>	47356	9063	29063	4815	224815	4234815	3
----------------	-------	--	--------------------	---------------------	-------	------	-------	------	--------	---------	---

## RSX

L4 2.0L 1998cc	K20A3		7356 <sup>53</sup>	27356 <sup>70</sup>	47356	2188	22188	4817	224817	4234817	3
----------------	-------	--	--------------------	---------------------	-------	------	-------	------	--------	---------	---

## RSX S-TYPE

L4 2.0L 1998cc	K20Z1		7356 <sup>53</sup>	27356 <sup>70</sup>	47356	2188	22188	4817	224817	4234817	3
----------------	-------	--	--------------------	---------------------	-------	------	-------	------	--------	---------	---

## TL

V6 3.2L 3210cc	J32A3		7356 <sup>53</sup>	27356 <sup>70</sup>	47356	9063	29063	4815	224815	4234815	3
----------------	-------	--	--------------------	---------------------	-------	------	-------	------	--------	---------	---

## TSX

L4 2.4L 2354cc	K24A2		7356 <sup>53</sup>	27356 <sup>70</sup>	47356	6831	26831	4815	224815	4234815	3
----------------	-------	--	--------------------	---------------------	-------	------	-------	------	--------	---------	---

**2004**

## EL

L4 1.7L 1700cc			7356 <sup>53</sup>	27356 <sup>70</sup>	47356	2564	22564	4817	224817	4234817	3
----------------	--	--	--------------------	---------------------	-------	------	-------	------	--------	---------	---

## MDX

V6 3.5L 3471cc	J35A5		7356 <sup>53</sup>	27356 <sup>70</sup>	47356	6802	26802	4897	224897	N/A	3
----------------	-------	--	--------------------	---------------------	-------	------	-------	------	--------	-----	---

N/A = Not Available N/R = Not Required N/S = Not Servicable For cabin air locator chart, see pages 5-12 See pages 13-16 for footnotes

1) ProSelect - Normal Driving - Traditional Change Intervals 2) NAPA Gold - Severe Driving - OE Recommended intervals 3) NAPA Platinum - Harsh Driving - OE Recommend Intervals

N/A = Non disponible N/R = Non nécessaire N/S = Non réparable Voir le tableau des filtres et d'habitacle aux pages 5-12 Voir pages 13-16 pour des notes

1) NAPA ProSelect et Argent - Conduite normale - Intervalles normaux de remplacement 2) NAPA Or - Conduite difficile - Intervalles recommandés par FEO 3) NAPA Platine - Conduite très difficile - Intervalles recommandés par FEO

N/A = No disponible N/R = No requerido N/S = No Servicable Para el aire de la cabina y tabla de localización de filtro, consulte las páginas 5-12 Ver las páginas 13-16 para las notas al pie de página

1) NAPA ProSelect y Plata - Manejo normal - Intervalos normales de cambio 2) NAPA Oro - Manejo difícil - Intervalos recomendados por el OEM 3) NAPA Platino - Manejo muy difícil - Intervalos recomendados por el OEM

*Italicized Part Numbers May Not Be Available.*

Las piezas con números en *italicas* pueden no estar disponibles.

Les numéros de pièce en *italiques* peuvent ne pas être disponibles.

P  
a  
s  
s  
C  
a  
r  
L  
i  
g  
h  
t  
T  
r  
u  
c  
k  
O  
i  
l  
-  
A  
i  
r  
-  
C  
a  
b  
i  
n



ACURA 2004-2002

Pass Car Light Truck - Oil - Air - Cabin

Year/Año/Année Model/Modelo/Modèle Engine/Motor/Moteur	Eng. Code Código de motor Code moteur	VIN NIV NIV	GOLD Oil Aceite Huile	ProSelect Oil Aceite Huile	Platinum Oil Aceite Huile	GOLD Air Aire Air	ProSelect Air Aire Air	GOLD Cabin Air Cabina Aire Cabine Air	ProSelect Cabin Air Cabina Aire Cabine Air	Platinum Cabin Air Cabina Aire Cabine Air	Loc. Cabin Air Cabina Aire Cabine Air
--	---	-------------------	--------------------------------	-------------------------------------	------------------------------------	----------------------------	---------------------------------	--	---	--	--

## ACURA (Cont'd/Suite)

## 2004 (Cont'd/Suite)

NSX											
V6 3.0L 2977cc	C30A1		1378	21378	N/A	N/A <sup>61</sup>	N/A <sup>61</sup>	N/R	N/R	N/R	
V6 3.2L 3179cc	C32B1		1378	21378	N/A	N/A <sup>61</sup>	N/A <sup>61</sup>	N/R	N/R	N/R	
RL											
V6 3.5L 3475cc	C35A1		1334 <sup>53</sup>	21334 <sup>70</sup>	41334	6245	N/A	N/A	N/A	N/A	
RSX											
L4 2.0L 1998cc	K20A3		7356 <sup>53</sup>	27356 <sup>70</sup>	47356	2188	22188	4817	224817	4234817	3
RSX S-TYPE											
L4 2.0L 1998cc	K20A2		7356 <sup>53</sup>	27356 <sup>70</sup>	47356	2188	22188	4817	224817	4234817	3
TL											
V6 3.2L 3210cc	J32A3		7356 <sup>53</sup>	27356 <sup>70</sup>	47356	9063	29063	4815	224815	4234815	3
TSX											
L4 2.4L 2354cc	K24A2		7356 <sup>53</sup>	27356 <sup>70</sup>	47356	6831	26831	4815	224815	4234815	3

## 2003

CL											
V6 3.2L 3210cc	J32A1		1334 <sup>53</sup>	21334 <sup>70</sup>	41334	6444	26444	4752	224752	N/A	3
CL S-TYPE											
V6 3.2L 3210cc	J32A2		1334 <sup>53</sup>	21334 <sup>70</sup>	41334	2023	N/A	4752	224752	N/A	3
EL											
L4 1.7L 1700cc			7356 <sup>53</sup>	27356 <sup>70</sup>	47356	2564	22564	4817	224817	4234817	3
MDX											
V6 3.5L 3471cc	J35A5		7356 <sup>53</sup>	27356 <sup>70</sup>	47356	6802	26802	4897	224897	N/A	3
NSX											
V6 3.0L 2977cc	C30A1		1378	21378	N/A	N/A <sup>61</sup>	N/A <sup>61</sup>	N/R	N/R	N/R	
V6 3.2L 3179cc	C32B1		1378	21378	N/A	N/A <sup>61</sup>	N/A <sup>61</sup>	N/R	N/R	N/R	
RL											
V6 3.5L 3475cc	C35A1		1334 <sup>53</sup>	21334 <sup>70</sup>	41334	6245	N/A	N/A	N/A	N/A	
RSX											
L4 2.0L 1998cc	K20A3		7356 <sup>53</sup>	27356 <sup>70</sup>	47356	2188	22188	4817	224817	4234817	3
RSX S-TYPE											
L4 2.0L 1998cc	K20A2		7356 <sup>53</sup>	27356 <sup>70</sup>	47356	2188	22188	4817	224817	4234817	3
TL											
V6 3.2L 3210cc	J32A1		1334 <sup>53</sup>	21334 <sup>70</sup>	41334	6444	26444	4752	224752	N/A	3
TL S-TYPE											
V6 3.2L 3210cc	J32A2		1334 <sup>53</sup>	21334 <sup>70</sup>	41334	2023	N/A	4752	224752	N/A	3

## 2002

CL											
V6 3.2L 3210cc	J32A1		1334 <sup>53</sup>	21334 <sup>70</sup>	41334	6444	26444	4752	224752	N/A	3
CL S-TYPE											
V6 3.2L 3210cc	J32A2		1334 <sup>53</sup>	21334 <sup>70</sup>	41334	2023	N/A	4752	224752	N/A	3
EL											
L4 1.7L 1678cc	B17A1		7356 <sup>53</sup>	27356 <sup>70</sup>	47356	2564	22564	4817	224817	4234817	3
MDX											
V6 3.5L 3471cc	J35A3		1334 <sup>53</sup>	21334 <sup>70</sup>	41334	6802	26802	4897	224897	N/A	3
NSX											
V6 3.0L 2977cc	C30A1		1378	21378	N/A	N/A <sup>61</sup>	N/A <sup>61</sup>	N/R	N/R	N/R	
V6 3.2L 3179cc	C32B1		1378	21378	N/A	N/A <sup>61</sup>	N/A <sup>61</sup>	N/R	N/R	N/R	
RL											
V6 3.5L 3475cc	C35A1		1334 <sup>53</sup>	21334 <sup>70</sup>	41334	6245	N/A	N/A	N/A	N/A	

N/A = Not Available N/R = Not Required N/S = Not Servicable For cabin air locator chart, see pages 5-12 See pages 13-16 for footnotes

1) ProSelect - Normal Driving - Traditional Change Intervals 2) NAPA Gold - Severe Driving - OE Recommended intervals 3) NAPA Platinum - Harsh Driving - OE Recommend Intervals

N/A = Non disponible N/R = Non nécessaire N/S = Non réparable Voir le tableau des filtres et d'habitacle aux pages 5-12 Voir pages 13-16 pour des notes

1) NAPA ProSelect et Argent - Conduite normale - Intervalles normaux de remplacement 2) NAPA Or - Conduite difficile - Intervalles recommandés par FEO 3) NAPA Platine - Conduite très difficile - Intervalles recommandés par FEO

N/A = No disponible N/R = No requerido N/S = No Servicable Para el aire de la cabina y tabla de localización de filtro, consulte las páginas 5-12 Ver las páginas 13-16 para las notas al pie de página

1) NAPA ProSelect y Plata - Manejo normal - Intervalos normales de cambio 2) NAPA Oro - Manejo difícil - Intervalos recomendados por el OEM 3) NAPA Platino - Manejo muy difícil - Intervalos recomendados por el OEM

Italicized Part Numbers May Not Be Available.

Las piezas con números en *italicas* pueden no estar disponibles.  
Les numéros de pièce en *italiques* peuvent ne pas être disponibles.



## Pass Car Light Truck - Oil - Air - Cabin

ACURA 2002 —  
ALFA ROMEO 2022

Year/Año/Année Model/Modelo/Modèle Engine/Motor/Moteur	Eng. Code Código de motor Code moteur	VIN NIV NIV	GOLD Oil Aceite Huile	ProSelect Oil Aceite Huile	Platinum Oil Aceite Huile	GOLD Air Aire Air	ProSelect Air Aire Air	GOLD Cabin Air Cabina Aire Cabine Air	ProSelect Cabin Air Cabina Aire Cabine Air	Platinum Cabin Air Cabina Aire Cabine Air	Loc. Cabin Air Cabina Aire Cabine Air
--	---	-------------------	--------------------------------	-------------------------------------	------------------------------------	----------------------------	---------------------------------	--	---	--	--

## ACURA (Cont'd/Suite)

## 2002 (Cont'd/Suite)

## RSX

L4 2.0L 1998cc	K20A3		7356 <sup>53</sup>	27356 <sup>70</sup>	47356	2188	22188	4817	224817	4234817	3
----------------	-------	--	--------------------	---------------------	-------	------	-------	------	--------	---------	---

## RSX S-TYPE

L4 2.0L 1998cc	K20A2		7356 <sup>53</sup>	27356 <sup>70</sup>	47356	2188	22188	4817	224817	4234817	3
----------------	-------	--	--------------------	---------------------	-------	------	-------	------	--------	---------	---

## TL

V6 3.2L 3210cc	J32A1		1334 <sup>53</sup>	21334 <sup>70</sup>	41334	6444	26444	4752	224752	N/A	3
----------------	-------	--	--------------------	---------------------	-------	------	-------	------	--------	-----	---

## TL S-TYPE

V6 3.2L 3210cc	J32A2		1334 <sup>53</sup>	21334 <sup>70</sup>	41334	2023	N/A	4752	224752	N/A	3
----------------	-------	--	--------------------	---------------------	-------	------	-----	------	--------	-----	---

## 2001

## CL

V6 3.2L 3210cc	J32A1		1334 <sup>53</sup>	21334 <sup>70</sup>	41334	6444	26444	4752	224752	N/A	3
----------------	-------	--	--------------------	---------------------	-------	------	-------	------	--------	-----	---

## CL S-TYPE

V6 3.2L 3210cc	J32A2		1334 <sup>53</sup>	21334 <sup>70</sup>	41334	2023	N/A	4752	224752	N/A	3
----------------	-------	--	--------------------	---------------------	-------	------	-----	------	--------	-----	---

## EL

L4 1.7L 1678cc	B17A1		7356 <sup>53</sup>	27356 <sup>70</sup>	47356	2564	22564	4817	224817	4234817	3
----------------	-------	--	--------------------	---------------------	-------	------	-------	------	--------	---------	---

## INTEGRA

L4 1.8L 1797cc	B18C1		1334 <sup>53</sup>	21334 <sup>70</sup>	41334	6398	26398	N/R	N/R	N/R	
	B18C5		1334 <sup>53</sup>	21334 <sup>70</sup>	41334	6398	26398	N/R	N/R	N/R	
L4 1.8L 1834cc	B18B1		1334 <sup>53</sup>	21334 <sup>70</sup>	41334	6398	26398	N/R	N/R	N/R	

## MDX

V6 3.5L 3471cc	J35A3		1334 <sup>53</sup>	21334 <sup>70</sup>	41334	6802	26802	4897	224897	N/A	3
----------------	-------	--	--------------------	---------------------	-------	------	-------	------	--------	-----	---

## NSX

V6 3.0L 2977cc	C30A1		1378	21378	N/A	N/A <sup>61</sup>	N/A <sup>61</sup>	N/R	N/R	N/R	
V6 3.2L 3179cc	C32B1		1378	21378	N/A	N/A <sup>61</sup>	N/A <sup>61</sup>	N/R	N/R	N/R	

## RL

V6 3.5L 3475cc	C35A1		1334 <sup>53</sup>	21334 <sup>70</sup>	41334	6245	N/A	N/A	N/A	N/A	
----------------	-------	--	--------------------	---------------------	-------	------	-----	-----	-----	-----	--

## TL

V6 3.2L 3210cc	J32A1		1334 <sup>53</sup>	21334 <sup>70</sup>	41334	6444	26444	4752	224752	N/A	3
----------------	-------	--	--------------------	---------------------	-------	------	-------	------	--------	-----	---

## ALFA ROMEO

## 2023

## GIULIA

L4 2.0L 2000CC 122CID Turbo			7060 <sup>53</sup>	27060 <sup>70</sup>	47060	201084	N/A	230519	N/A	N/A	
-----------------------------	--	--	--------------------	---------------------	-------	--------	-----	--------	-----	-----	--

## GIULIA QUADRIFOGLIO

V 6 2.9L 2891cc Turbo			N/A	N/A	N/A	201160	N/A	230519	N/A	N/A	
-----------------------	--	--	-----	-----	-----	--------	-----	--------	-----	-----	--

## Stelvio

L 4 2.0L 1995CC 122CID Turbo	EC2	N	7060 <sup>53</sup>	27060 <sup>70</sup>	47060	201084	N/A	N/A	N/A	N/A	
------------------------------	-----	---	--------------------	---------------------	-------	--------	-----	-----	-----	-----	--

## Stelvio QUADRIFOGLIO

V6 2.9L 2900CC 177CID Turbo			N/A	N/A	N/A	201160	N/A	230519	N/A	N/A	
-----------------------------	--	--	-----	-----	-----	--------	-----	--------	-----	-----	--

## 2022

## GIULIA

L4 2.0L 2000CC 122CID Turbo			7060 <sup>53</sup>	27060 <sup>70</sup>	47060	201084	N/A	230519	N/A	N/A	
-----------------------------	--	--	--------------------	---------------------	-------	--------	-----	--------	-----	-----	--

## GIULIA QUADRIFOGLIO

V 6 2.9L 2891cc Turbo			N/A	N/A	N/A	201160	N/A	230519	N/A	N/A	
-----------------------	--	--	-----	-----	-----	--------	-----	--------	-----	-----	--

## Stelvio

L 4 2.0L 1995CC 122CID Turbo	EC2	N	7060 <sup>53</sup>	27060 <sup>70</sup>	47060	201084	N/A	230519	N/A	N/A	
------------------------------	-----	---	--------------------	---------------------	-------	--------	-----	--------	-----	-----	--

## Stelvio QUADRIFOGLIO

V6 2.9L 2900CC 177CID Turbo			N/A	N/A	N/A	201160	N/A	230519	N/A	N/A	
-----------------------------	--	--	-----	-----	-----	--------	-----	--------	-----	-----	--

N/A = Not Available N/R = Not Required N/S = Not Servicable For cabin air locator chart, see pages 5-12 See pages 13-16 for footnotes

1) ProSelect - Normal Driving - Traditional Change Intervals 2) NAPA Gold - Severe Driving - OE Recommended intervals 3) NAPA Platinum - Harsh Driving - OE Recommend Intervals

N/A = Non disponible N/R = Non nécessaire N/S = Non réparable Voir le tableau des filtres et d'habitacle aux pages 5-12 Voir pages 13-16 pour des notes

1) NAPA ProSelect et Argent - Conduite normale - Intervalles normaux de remplacement 2) NAPA Or - Conduite difficile - Intervalles recommandés par FEO 3) NAPA Platine - Conduite très difficile - Intervalles recommandés par FEO

N/A = No disponible N/R = No requerido N/S = No Servicable Para el aire de la cabina y tabla de localización de filtro, consulte las páginas 5-12 Ver las páginas 13-16 para las notas al pie de página

1) NAPA ProSelect y Plata - Manejo normal - Intervalles normales de cambio 2) NAPA Oro - Manejo difícil - Intervalles recomendados por el OEM 3) NAPA Platino - Manejo muy difícil - Intervalles recomendados por el OEM

*Italicized Part Numbers May Not Be Available.*Las piezas con números en *italicas* pueden no estar disponibles.Les numéros de pièce en *italiques* peuvent ne pas être disponibles.



## ALFA ROMEO 2021-2017

## Pass Car Light Truck - Oil - Air - Cabin

Year/Año/Année Model/Modelo/Modele Engine/Motor/Moteur	Eng. Code Código de motor Code moteur	VIN NIV NIV	GOLD Oil Aceite Huile	ProSelect Oil Aceite Huile	Platinum Oil Aceite Huile	GOLD Air Aire Air	ProSelect Air Aire Air	GOLD Cabin Air Cabina Aire Cabine Air	ProSelect Cabin Air Cabina Aire Cabine Air	Platinum Cabin Air Cabina Aire Cabine Air	Loc. Cabin Air Cabina Aire Cabine Air
--	---	-------------------	--------------------------------	-------------------------------------	------------------------------------	----------------------------	---------------------------------	--	---	--	--

## ALFA ROMEO (Cont'd/Suite)

## 2021

4C											
L4 1.7L 1742cc Turbo			100365	N/A	N/A	201344	N/A	N/R	N/R	N/R	
GIULIA											
L4 2.0L 2000CC 122CID Turbo			7060 <sup>FS3</sup>	27060 <sup>70</sup>	47060	201084	N/A	230519	N/A	N/A	
GIULIA QUADRIFOGLIO											
V6 2.9L 2891cc Turbo			N/A	N/A	N/A	201160	N/A	230519	N/A	N/A	
Stelvio											
L4 2.0L 1995CC 122CID Turbo	EC2	N	7060 <sup>FS3</sup>	27060 <sup>70</sup>	47060	201084	N/A	230519	N/A	N/A	
Stelvio QUADRIFOGLIO											
V6 2.9L 2900CC 177CID Turbo			N/A	N/A	N/A	201160	N/A	230519	N/A	N/A	

## 2020

4C											
L4 1.7L 1742cc Turbo			100365	N/A	N/A	201344	N/A	N/R	N/R	N/R	
GIULIA											
L4 2.0L 2000CC 122CID Turbo			7060 <sup>FS3</sup>	27060 <sup>70</sup>	47060	201084	N/A	230519	N/A	N/A	
GIULIA QUADRIFOGLIO											
V6 2.9L 2891cc Turbo			N/A	N/A	N/A	201160	N/A	230519	N/A	N/A	
Stelvio											
L4 2.0L 1995CC 122CID Turbo	EC2	N	7060 <sup>FS3</sup>	27060 <sup>70</sup>	47060	201084	N/A	230519	N/A	N/A	
Stelvio QUADRIFOGLIO											
V6 2.9L 2900CC 177CID Turbo			N/A	N/A	N/A	201160	N/A	230519	N/A	N/A	

## 2019

4C											
L4 1.7L 1742cc Turbo			100365	N/A	N/A	201344	N/A	N/R	N/R	N/R	
GIULIA											
L4 2.0L 2000CC 122CID Turbo			7060 <sup>FS3</sup>	27060 <sup>70</sup>	47060	201084	N/A	230519	N/A	N/A	
Stelvio											
L4 2.0L 1995CC 122CID Turbo	EC2	N	7060 <sup>FS3</sup>	27060 <sup>70</sup>	47060	201084	N/A	230519	N/A	N/A	

## 2018

4C											
L4 1.7L 1742cc Turbo			100365	N/A	N/A	201344	N/A	N/R	N/R	N/R	
L4 1.7L 1742cc Turbo (Mex.)			100365	N/A	N/A	N/A	N/A	N/R	N/R	N/R	
GIULIA											
L4 2.0L 2000CC 122CID Turbo			7060	27060	47060	201084	N/A	230519	N/A	N/A	
L4 2.0L 2000CC 122CID Turbo (Mex.)			7060 <sup>FS3</sup>	27060 <sup>70</sup>	47060			N/A	N/A	N/A	
GIULIETTA											
L4 1.7L 1742cc Turbo (Mex.)			107464	N/A	N/A	N/A	N/A	N/A	N/A	N/A	
MITO											
L4 1.4L 1368cc Turbo (Mex.)			7341	27341	N/A			N/A	N/A	N/A	
Stelvio											
L4 2.0L 1995CC 122CID Turbo	EC2	N	7060 <sup>FS3</sup>	27060 <sup>70</sup>	47060	201084	N/A	N/A	N/A	N/A	
L4 2.0L 1995CC 122CID Turbo (Mex.)	EC2	N	7060 <sup>FS3</sup>	27060 <sup>70</sup>	47060	N/A	N/A	230519 N/A	N/A	N/A	

## 2017

4C											
L4 1.7L 1742cc Turbo			100365	N/A	N/A	201344	N/A	N/R	N/R	N/R	
L4 1.7L 1742cc Turbo (Mex.)			100365	N/A	N/A	N/A	N/A	N/R	N/R	N/R	

N/A = Not Available N/R = Not Required N/S = Not Serviceable For cabin air locator chart, see pages 5-12 See pages 13-16 for footnotes

1) ProSelect - Normal Driving - Traditional Change Intervals 2) NAPA Gold - Severe Driving - OE Recommended intervals 3) NAPA Platinum - Harsh Driving - OE Recommend Intervals

N/A = Non disponible N/R = Non nécessaire N/S = Non réparable Voir le tableau des filtres et d'habitacle aux pages 5-12 Voir pages 13-16 pour des notes

1) NAPA ProSelect et Argent - Conduite normale - Intervalles normaux de remplacement 2) NAPA Or - Conduite difficile - Intervalles recommandés par FEO 3) NAPA Platine - Conduite très difficile - Intervalles recommandés par FEO

N/A = No disponible N/R = No requerido N/S = No Serviceable Para el aire de la cabina y tabla de localización de filtro, consulte las páginas 5-12 Ver las páginas 13-16 para las notas al pie de página

1) NAPA ProSelect y Plata - Manejo normal - Intervalos normales de cambio 2) NAPA Oro - Manejo difícil - Intervalos recomendados por el OEM 3) NAPA Platino - Manejo muy difícil - Intervalos recomendados por el OEM

*Italicized Part Numbers May Not Be Available.*

Las piezas con números en *italicas* pueden no estar disponibles.  
Les numéros de pièce en *italiques* peuvent ne pas être disponibles.



## Pass Car Light Truck - Oil - Air - Cabin

ALFA ROMEO 2017-2009

Year/Año/Année Model/Modelo/Modele Engine/Motor/Moteur	Eng. Code Código de motor Code moteur	VIN NIV NIV	GOLD Oil Aceite Huile	ProSelect Oil Aceite Huile	Platinum Oil Aceite Huile	GOLD Air Aire Air	ProSelect Air Aire Air	GOLD Cabin Air Cabina Aire Cabine Air	ProSelect Cabin Air Cabina Aire Cabine Air	Platinum Cabin Air Cabina Aire Cabine Air	Loc. Cabin Air Cabina Aire Cabine Air
--	---	-------------------	--------------------------------	-------------------------------------	------------------------------------	----------------------------	---------------------------------	--	---	--	--

## ALFA ROMEO (Cont'd/Suite)

## 2017 (Cont'd/Suite)

## GIULIA

L4 2.0L 2000CC 122CID Turbo (Mex.)			7060	27060	47060	N/A	N/A	230519	N/A	N/A	
V6 2.9L 2891cc Turbo			N/A	N/A	N/A	201084	N/A	230519	N/A	N/A	

## GIULIETTA

L4 1.7L 1742cc Turbo (Mex.)			107464	N/A	N/A	N/A	N/A	N/A	N/A	N/A	
-----------------------------	--	--	--------	-----	-----	-----	-----	-----	-----	-----	--

## MITO

L4 1.4L 1368cc Turbo (Mex.)			7341	27341	N/A			N/A	N/A	N/A	
-----------------------------	--	--	------	-------	-----	--	--	-----	-----	-----	--

## Stelvio

L4 2.0L 1995CC 122CID Turbo (Mex.)	EC2	N	7060 <sup>53</sup>	27060 <sup>70</sup>	47060	N/A	N/A	230519 N/A	N/A	N/A	
------------------------------------	-----	---	--------------------	---------------------	-------	-----	-----	---------------	-----	-----	--

## 2016

## 4C

L4 1.7L 1742cc Turbo			100365	N/A	N/A	201344	N/A	N/R	N/R	N/R	
----------------------	--	--	--------	-----	-----	--------	-----	-----	-----	-----	--

## GIULIETTA

L4 1.7L 1742cc Turbo (Mex.)			107464	N/A	N/A	N/A	N/A	N/A	N/A	N/A	
-----------------------------	--	--	--------	-----	-----	-----	-----	-----	-----	-----	--

## MITO

L4 1.4L 1368cc Turbo (Mex.)			7341	27341	N/A			N/A	N/A	N/A	
-----------------------------	--	--	------	-------	-----	--	--	-----	-----	-----	--

## 2015

## 4C

L4 1.7L 1742CC Turbo			100365	N/A	N/A	201344	N/A	N/R	N/R	N/R	
----------------------	--	--	--------	-----	-----	--------	-----	-----	-----	-----	--

## GIULIETTA

L4 1.7L 1742cc Turbo (Mex.)			107464	N/A	N/A	N/A	N/A	N/A	N/A	N/A	
-----------------------------	--	--	--------	-----	-----	-----	-----	-----	-----	-----	--

## MITO

L4 1.4L 1368cc Turbo (Mex.)			7341	27341	N/A	N/A	N/A	N/A	N/A	N/A	
-----------------------------	--	--	------	-------	-----	-----	-----	-----	-----	-----	--

## 2014

## GIULIETTA

L4 1.7L 1742cc Turbo (Mex.)			107464	N/A	N/A	N/A	N/A	N/A	N/A	N/A	
-----------------------------	--	--	--------	-----	-----	-----	-----	-----	-----	-----	--

## MITO

L4 1.4L 1368cc Turbo (Mex.)			7341	27341	N/A	N/A	N/A	N/A	N/A	N/A	
-----------------------------	--	--	------	-------	-----	-----	-----	-----	-----	-----	--

## 2013

## GIULIETTA

L4 1.7L 1742cc Turbo (Mex.)			107464	N/A	N/A	N/A	N/A	N/A	N/A	N/A	
-----------------------------	--	--	--------	-----	-----	-----	-----	-----	-----	-----	--

## MITO

L4 1.4L 1368cc Turbo (Mex.)			7341	27341	N/A	N/A	N/A	N/A	N/A	N/A	
-----------------------------	--	--	------	-------	-----	-----	-----	-----	-----	-----	--

## 2012

## 159

L4 2.2L 2198cc Turbo (Mex.)			7082	27082	47082			N/A	N/A	N/A	
V6 3.2L 3196 cc Turbo (Mex.)								N/A	N/A	N/A	

## GIULIETTA

L4 1.7L 1742cc Turbo (Mex.)						N/A	N/A	N/A	N/A	N/A	
-----------------------------	--	--	--	--	--	-----	-----	-----	-----	-----	--

## MITO

L4 1.4L 1368cc Turbo (Mex.)			7341	27341	N/A	N/A	N/A	N/A	N/A	N/A	
-----------------------------	--	--	------	-------	-----	-----	-----	-----	-----	-----	--

## 2009

## 147

L4 2.0L 1970cc TS AR32310 (Mex.)			N/A	N/A	N/A	N/A	N/A	N/A	N/A	N/A	
----------------------------------	--	--	-----	-----	-----	-----	-----	-----	-----	-----	--

N/A = Not Available N/R = Not Required N/S = Not Servicable For cabin air locator chart, see pages 5-12 See pages 13-16 for footnotes

1) ProSelect - Normal Driving - Traditional Change Intervals 2) NAPA Gold - Severe Driving - OE Recommended intervals 3) NAPA Platinum - Harsh Driving - OE Recommend Intervals

N/A = Non disponible N/R = Non nécessaire N/S = Non réparable Voir le tableau des filtres et d'habitacle aux pages 5-12 Voir pages 13-16 pour des notes

1) NAPA ProSelect et Argent - Conduite normale - Intervalles normaux de remplacement 2) NAPA Or - Conduite difficile - Intervalles recommandés par FEO 3) NAPA Platine - Conduite très difficile - Intervalles recommandés par FEO

N/A = No disponible N/R = No requerido N/S = No Servicable Para el aire de la cabina y tabla de localización de filtro, consulte las páginas 5-12 Ver las páginas 13-16 para las notas al pie de página

1) NAPA ProSelect y Plata - Manejo normal - Intervalos normales de cambio 2) NAPA Oro - Manejo difícil - Intervalos recomendados por el OEM 3) NAPA Platino - Manejo muy difícil - Intervalos recomendados por el OEM

*Italicized Part Numbers May Not Be Available.*

Las piezas con números en *italicas* pueden no estar disponibles.

Les numéros de pièce en *italiques* peuvent ne pas être disponibles.





## ALFA ROMEO 2008-2003

## Pass Car Light Truck - Oil - Air - Cabin

Year/Año/Année Model/Modelo/Modèle Engine/Motor/Moteur	Eng. Code Código de motor Code moteur	VIN NIV NIV	GOLD Oil Aceite Huile	ProSelect Oil Aceite Huile	Platinum Oil Aceite Huile	GOLD Air Aire Air	ProSelect Air Aire Air	GOLD Cabin Air Cabina Aire Cabine Air	ProSelect Cabin Air Cabina Aire Cabine Air	Platinum Cabin Air Cabina Aire Cabine Air	Loc. Cabin Air Cabina Aire Cabine Air
--	---	-------------------	--------------------------------	-------------------------------------	------------------------------------	----------------------------	---------------------------------	--	---	--	--

## ALFA ROMEO (Cont'd/Suite)

## 2008

<b>147</b>											
L4 2.0L 1970cc TS AR32310 (Mex.)			N/A	N/A	N/A	N/A	N/A	N/A	N/A	N/A	
<b>159</b>											
L4 2.2L 2198cc JTS (Mex.)			7082	27082	47082	N/A	N/A	N/A	N/A	N/A	
<b>8C</b>											
V8 4.7L 4691CC			N/S	N/S	N/A	N/S	N/S	N/R	N/R	N/R	
<b>BRERA</b>											
V6 3.2L 3196cc (Mex.)			7090	27090	47090	N/A	N/A	N/A	N/A	N/A	
<b>GT</b>											
L4 2.0L 1970cc (Mex.)			7207	N/A	N/A	N/A	N/A	N/A	N/A	N/A	
<b>SPIDER</b>											
V6 3.2L 3196cc (Mex.)			7090	27090	47090	N/A	N/A	N/A	N/A	N/A	

## 2007

<b>147</b>											
L4 2.0L 1970cc TS AR32310 (Mex.)			N/A	N/A	N/A	N/A	N/A	N/A	N/A	N/A	
<b>159</b>											
L4 2.2L 2198cc JTS (Mex.)			7082	27082	47082	N/A	N/A	N/A	N/A	N/A	
<b>BRERA</b>											
V6 3.2L 3196cc (Mex.)			7090	27090	47090	N/A	N/A	N/A	N/A	N/A	
<b>GT</b>											
L4 2.0L 1970cc (Mex.)			7207	N/A	N/A	N/A	N/A	N/A	N/A	N/A	
V6 3.2L 3196cc (Mex.)			7503	N/A	N/A	N/A	N/A	N/A	N/A	N/A	
<b>SPIDER</b>											
V6 3.2L 3196cc (Mex.)			7090	27090	47090	N/A	N/A	N/A	N/A	N/A	

## 2006

<b>147</b>											
L4 2.0L 1970cc TS AR32310 (Mex.)			N/A	N/A	N/A	N/A	N/A	N/A	N/A	N/A	
<b>156</b>											
L4 2.0L 1970cc JTS Turbo (Mex.)			7207	N/A	N/A	N/A	N/A	N/A	N/A	N/A	

## 2005

<b>147</b>											
L4 2.0L 1970cc TS AR32310 (Mex.)			N/A	N/A	N/A	N/A	N/A	N/A	N/A	N/A	
<b>156</b>											
L4 2.0L 1970cc (Mex.)			7207	N/A	N/A	N/A	N/A	N/A	N/A	N/A	
<b>159</b>											
V6 3.2L 3196cc (Mex.)			7082	27082	47082			N/A	N/A	N/A	

## 2004

<b>147</b>											
L4 2.0L 1970cc TS AR32310 (Mex.)			N/A	N/A	N/A	N/A	N/A	N/A	N/A	N/A	
<b>156</b>											
L4 2.0L 1970cc (Mex.)			7207	N/A	N/A	N/A	N/A	N/A	N/A	N/A	

## 2003

<b>147</b>											
L4 2.0L 1970cc TS AR32310 (Mex.)			N/A	N/A	N/A	N/A	N/A	N/A	N/A	N/A	
<b>156</b>											
L4 2.0L 1970cc (Mex.)			7207	N/A	N/A	N/A	N/A	N/A	N/A	N/A	
L4 2.0L 1970cc JTS Turbo (Mex.)			7207	N/A	N/A	N/A	N/A	N/A	N/A	N/A	

N/A = Not Available N/R = Not Required N/S = Not Servicable For cabin air locator chart, see pages 5-12 See pages 13-16 for footnotes

1) ProSelect - Normal Driving - Traditional Change Intervals 2) NAPA Gold - Severe Driving - OE Recommended intervals 3) NAPA Platinum - Harsh Driving - OE Recommend Intervals

N/A = Non disponible N/R = Non nécessaire N/S = Non réparable Voir le tableau des filtres et d'habitacle aux pages 5-12 Voir pages 13-16 pour des notes

1) NAPA ProSelect et Argent - Conduite normale - Intervalles normaux de remplacement 2) NAPA Or - Conduite difficile - Intervalles recommandés par FEO 3) NAPA Platine - Conduite très difficile - Intervalles recommandés par FEO

N/A = No disponible N/R = No requerido N/S = No Servicable Para el aire de la cabina y tabla de localización de filtro, consulte las páginas 5-12 Ver las páginas 13-16 para las notas al pie de página

1) NAPA ProSelect y Plata - Manejo normal - Intervalos normales de cambio 2) NAPA Oro - Manejo difícil - Intervalos recomendados por el OEM 3) NAPA Platino - Manejo muy difícil - Intervalos recomendados por el OEM

*Italicized Part Numbers May Not Be Available.*

Las piezas con números en *italicas* pueden no estar disponibles.  
Les numéros de pièce en *italiques* peuvent ne pas être disponibles.



Pass Car Light Truck - Oil - Air - Cabin

ALFA ROMEO 2003 —  
AUDI 2023

Year/Año/Année Model/Modelo/Modèle Engine/Motor/Moteur	Eng. Code Código de motor Code moteur	VIN NIV NIV	GOLD Oil Aceite Huile	ProSelect Oil Aceite Huile	Platinum Oil Aceite Huile	GOLD Air Aire Air	ProSelect Air Aire Air	GOLD Cabin Air Cabina Aire Cabine Air	ProSelect Cabin Air Cabina Aire Cabine Air	Platinum Cabin Air Cabina Aire Cabine Air	Loc. Cabin Air Cabina Aire Cabine Air
--	---	-------------------	--------------------------------	-------------------------------------	------------------------------------	----------------------------	---------------------------------	--	---	--	--

ALFA ROMEO (Cont'd/Suite)

**2003** (Cont'd/Suite)

166

V6 3.0L 2959CC 181CID (Mex.)			N/A	N/A	N/A	N/S	N/S	N/A	N/A	N/A	
------------------------------	--	--	-----	-----	-----	-----	-----	-----	-----	-----	--

GTV Coupe

V6 3.0L 2959CC 181CID (Mex.)		7503		N/A	N/A	N/A	N/A	N/A	N/A	N/A	
------------------------------	--	------	--	-----	-----	-----	-----	-----	-----	-----	--

SPIDER

V6 3.0L 2959CC 181CID (Mex.)		7503		N/A	N/A	N/A	N/A	N/A	N/A	N/A	
------------------------------	--	------	--	-----	-----	-----	-----	-----	-----	-----	--

**2002**

147

L4 2.0L 1970cc TS AR32310 (Mex.)			N/A	N/A	N/A	N/A	N/A	N/A	N/A	N/A	
----------------------------------	--	--	-----	-----	-----	-----	-----	-----	-----	-----	--

156

L4 2.0L 1970cc (Mex.)			N/A	N/A	N/A	N/A	N/A	N/A	N/A	N/A	
-----------------------	--	--	-----	-----	-----	-----	-----	-----	-----	-----	--

L4 2.0L 1970cc JTS Turbo (Mex.)		7207		N/A	N/A	N/A	N/A	N/A	N/A	N/A	
---------------------------------	--	------	--	-----	-----	-----	-----	-----	-----	-----	--

166

V6 3.0L 2959cc (Mex.)		1521	21521	N/A				N/A	N/A	N/A	
-----------------------	--	------	-------	-----	--	--	--	-----	-----	-----	--

V6 3.0L 2959CC 181CID (Mex.)		N/A	N/A	N/A	N/S	N/S		N/A	N/A	N/A	
------------------------------	--	-----	-----	-----	-----	-----	--	-----	-----	-----	--

SPORTWAGON

L4 2.0L 1970cc (Mex.)		7207		N/A	N/A	N/A		N/A	N/A	N/A	
-----------------------	--	------	--	-----	-----	-----	--	-----	-----	-----	--

AUDI

**2023**

A3

L4 2.0L Turbo		J	100396	2100396	4100396	200268	2200268	230159	2230159	N/A	7
---------------	--	---	--------	---------	---------	--------	---------	--------	---------	-----	---

A4

L4 2.0L 1984cc 121 CID Turbo	CAED		100396	2100396	4100396	200866	N/A	4227	224227	N/A	7
------------------------------	------	--	--------	---------	---------	--------	-----	------	--------	-----	---

A4 allroad

L4 2.0L 1984cc TFSI Turbo			100396	2100396	4100396	200866	N/A	N/A	N/A	N/A	
---------------------------	--	--	--------	---------	---------	--------	-----	-----	-----	-----	--

A5

L4 2.0L 1984cc 121 CID Turbo	CAED		100396	2100396	4100396	200866	N/A	N/A	N/A	N/A	
------------------------------	------	--	--------	---------	---------	--------	-----	-----	-----	-----	--

A6

L4 2.0L Turbo			100396	2100396	4100396	9343	N/A	4439	224439	N/A	4
---------------	--	--	--------	---------	---------	------	-----	------	--------	-----	---

V6 3.0L 3000CC 183CID Turbo			100438	N/A	N/A	9243	N/A	4439	224439	N/A	4
-----------------------------	--	--	--------	-----	-----	------	-----	------	--------	-----	---

A6 allroad

V6 3.0L 3000CC 183CID Turbo			100438	N/A	N/A	N/A	N/A	N/A	N/A	N/A	
-----------------------------	--	--	--------	-----	-----	-----	-----	-----	-----	-----	--

A7

V6 3.0L 3000CC 183CID Turbo			100438	N/A	N/A	9243	N/A	4439	224439	N/A	
-----------------------------	--	--	--------	-----	-----	------	-----	------	--------	-----	--

A7 Hybrid

V6 3.0L 3000CC 183CID Turbo			100438	N/A	N/A	9243	N/A	4439	224439	N/A	
-----------------------------	--	--	--------	-----	-----	------	-----	------	--------	-----	--

A7 Sportback e Plug-in Hybrid quattro

L4 2.0L 1984cc TFSI Turbo			100396	2100396	4100396	N/A	N/A	N/A	N/A	N/A	
---------------------------	--	--	--------	---------	---------	-----	-----	-----	-----	-----	--

A8

V6 3.0L TURBO	CREC		100438	N/A	N/A	200948	N/A	4439	224439	N/A	4
---------------	------	--	--------	-----	-----	--------	-----	------	--------	-----	---

V8 4.0L 3993cc 244 CID TFSI Turbo			100438	N/A	N/A	200948	N/A	4439	224439	N/A	8
-----------------------------------	--	--	--------	-----	-----	--------	-----	------	--------	-----	---

A8 Hybrid

V6 3.0L 3000CC 183CID Turbo			100438	N/A	N/A	200948	N/A	4439	224439	N/A	
-----------------------------	--	--	--------	-----	-----	--------	-----	------	--------	-----	--

e-tron

0L 0CC 0CID Electric			N/S	N/S	N/A	N/S	N/S	N/A	N/A	N/A	
----------------------	--	--	-----	-----	-----	-----	-----	-----	-----	-----	--

e-tron GT

0L 0CC 0CID Electric			N/S	N/S	N/A	N/S	N/S	N/A	N/A	N/A	
----------------------	--	--	-----	-----	-----	-----	-----	-----	-----	-----	--

e-tron S

0L 0CC 0CID Electric			N/S	N/S	N/A	N/S	N/S	N/A	N/A	N/A	
----------------------	--	--	-----	-----	-----	-----	-----	-----	-----	-----	--

N/A = Not Available N/R = Not Required N/S = Not Servicable For cabin air locator chart, see pages 5-12 See pages 13-16 for footnotes

1) ProSelect - Normal Driving - Traditional Change Intervals 2) NAPA Gold - Severe Driving - OE Recommended intervals 3) NAPA Platinum - Harsh Driving - OE Recommend Intervals

N/A = Non disponible N/R = Non nécessaire N/S = Non réparable Voir le tableau des filtres et d'habitacle aux pages 5-12 Voir pages 13-16 pour des notes

1) NAPA ProSelect et Argent - Conduite normale - Intervalles normaux de remplacement 2) NAPA Or - Conduite difficile - Intervalles recommandés par FEO 3) NAPA Platine - Conduite très difficile - Intervalles recommandés par FEO

N/A = No disponible N/R = No requerido N/S = No Servicable Para el aire de la cabina y tabla de localización de filtro, consulte las páginas 5-12 Ver las páginas 13-16 para las notas al pie de página

1) NAPA ProSelect y Plata - Manejo normal - Intervalos normales de cambio 2) NAPA Oro - Manejo difícil - Intervalos recomendados por el OEM 3) NAPA Platino - Manejo muy difícil - Intervalos recomendados por el OEM

*Italicized Part Numbers May Not Be Available.*

Las piezas con números en *italicas* pueden no estar disponibles.

Les numéros de pièce en *italiques* peuvent ne pas être disponibles.

P  
a  
s  
s  
C  
a  
r  
L  
i  
g  
h  
t  
T  
r  
u  
c  
k  
O  
i  
l  
-  
A  
i  
r  
-  
C  
a  
b  
i  
n



Year/Año/Année Model/Modelo/Modèle Engine/Motor/Moteur	Eng. Code Código de motor Code moteur	VIN NIV NIV	GOLD Oil Aceite Huile	ProSelect Oil Aceite Huile	Platinum Oil Aceite Huile	GOLD Air Aire Air	ProSelect Air Aire Air	GOLD Cabin Air Cabina Aire Cabine Air	ProSelect Cabin Air Cabina Aire Cabine Air	Platinum Cabin Air Cabina Aire Cabine Air	Loc. Cabin Air Cabina Aire Cabine Air
--	---	-------------------	--------------------------------	-------------------------------------	------------------------------------	----------------------------	---------------------------------	--	---	--	--

AUDI (Cont'd/Suite)

**2023** (Cont'd/Suite)

**e-tron S Sportback**

0L0CC 0CID Electric			N/S	N/S	N/A	N/S	N/S	N/A	N/A	N/A	
---------------------	--	--	-----	-----	-----	-----	-----	-----	-----	-----	--

**e-tron Sportback**

0L0CC 0CID Electric			N/S	N/S	N/A	N/S	N/S	N/A	N/A	N/A	
---------------------	--	--	-----	-----	-----	-----	-----	-----	-----	-----	--

**Q3**

L4 2.0L 1984cc 121 CID Turbo	CCTA		100396	2100396	4100396	200268	2200268	230159	2230159	N/A	
------------------------------	------	--	--------	---------	---------	--------	---------	--------	---------	-----	--

**Q3 QUATTRO**

L4 2.0L 1984cc 121 CID Turbo	CCTA		100396	2100396	4100396	200268	2200268	230159	2230159	N/A	
------------------------------	------	--	--------	---------	---------	--------	---------	--------	---------	-----	--

**Q4 e-tron**

0L0CC 0CID Electric			N/S	N/S	N/A	N/S	N/S	230516	N/A	N/A	
---------------------	--	--	-----	-----	-----	-----	-----	--------	-----	-----	--

**Q4 e-tron Sportback**

0L0CC 0CID Electric			N/S	N/S	N/A	N/S	N/S	230516	N/A	N/A	
---------------------	--	--	-----	-----	-----	-----	-----	--------	-----	-----	--

**Q5 45 TFSI**

L4 2.0L 1984cc 121 CID Turbo	CAED		100396	2100396	4100396	200866	N/A	N/A	N/A	N/A	
------------------------------	------	--	--------	---------	---------	--------	-----	-----	-----	-----	--

**Q5 55 TFSI e Plug-in hybrid**

L4 2.0L 1984cc 121 CID Turbo	CAED		100396	2100396	4100396	200866	N/A	N/A	N/A	N/A	
------------------------------	------	--	--------	---------	---------	--------	-----	-----	-----	-----	--

**Q7**

L4 2.0L Turbo			100396	2100396	4100396			N/A	N/A	N/A	
---------------	--	--	--------	---------	---------	--	--	-----	-----	-----	--

V6 3.0L 3000CC 183CID Turbo			100438	N/A	N/A			N/A	N/A	N/A	
-----------------------------	--	--	--------	-----	-----	--	--	-----	-----	-----	--

**Q8**

V6 3.0L 3000CC 183CID Turbo			100438	N/A	N/A	201100	N/A	N/A	N/A	N/A	
-----------------------------	--	--	--------	-----	-----	--------	-----	-----	-----	-----	--

**R8**

V10 5.2L 5204cc			7330	27330	N/A	200977	N/A	N/A	N/A	N/A	
-----------------	--	--	------	-------	-----	--------	-----	-----	-----	-----	--

**RS 3**

L5 2.5L 2480cc Turbo			7187	27187	47187	200896	N/A	230159	2230159	N/A	
----------------------	--	--	------	-------	-------	--------	-----	--------	---------	-----	--

**RS 5**

V6 2.9L 2900CC 177CID Turbo			100438	N/A	N/A	200866	N/A	N/A	N/A	N/A	
-----------------------------	--	--	--------	-----	-----	--------	-----	-----	-----	-----	--

**RS Q8**

V8 4.0L 4000CC 244CID Turbo			100438	N/A	N/A	201100	N/A	N/A	N/A	N/A	
-----------------------------	--	--	--------	-----	-----	--------	-----	-----	-----	-----	--

**RS6 Avant**

V8 4.0L 4000CC 244CID Turbo			100438	N/A	N/A	N/A	N/A	N/A	N/A	N/A	
-----------------------------	--	--	--------	-----	-----	-----	-----	-----	-----	-----	--

**S3**

L4 2.0L 1984cc Turbo	CYFB		100396	2100396	4100396	200268	2200268	230159	2230159	N/A	
----------------------	------	--	--------	---------	---------	--------	---------	--------	---------	-----	--

**S4**

V6 3.0L 3000CC 183CID Turbo			100438	N/A	N/A	200887	N/A	N/A	N/A	N/A	
-----------------------------	--	--	--------	-----	-----	--------	-----	-----	-----	-----	--

**S5**

V6 3.0L 2995CC 183CID Turbo			100438	N/A	N/A	200866	N/A	4227	224227	N/A	7
-----------------------------	--	--	--------	-----	-----	--------	-----	------	--------	-----	---

**S6**

V6 2.9L 2900CC 177CID Turbo			100438	N/A	N/A	200866	N/A	4439	224439	N/A	3
-----------------------------	--	--	--------	-----	-----	--------	-----	------	--------	-----	---

**S7 Sportback**

V6 2.9L 2900CC 177CID Turbo			100438	N/A	N/A	N/A	N/A	N/A	N/A	N/A	
-----------------------------	--	--	--------	-----	-----	-----	-----	-----	-----	-----	--

**S8**

V8 4.0L 3993cc Twin Turbo	CTGF		100438	N/A	N/A	200968	N/A	4439	224439	N/A	3
---------------------------	------	--	--------	-----	-----	--------	-----	------	--------	-----	---

**SQ5**

V6 3.0L 2995CC Turbo			100438	N/A	N/A	200866	N/A	N/A	N/A	N/A	
----------------------	--	--	--------	-----	-----	--------	-----	-----	-----	-----	--

**SQ7**

V8 4.0L 4000CC 244CID Turbo			100438	N/A	N/A	201100	N/A	N/A	N/A	N/A	
-----------------------------	--	--	--------	-----	-----	--------	-----	-----	-----	-----	--

**SQ8**

V8 4.0L 4000CC 244CID Turbo			100438	N/A	N/A	201100	N/A	N/A	N/A	N/A	
-----------------------------	--	--	--------	-----	-----	--------	-----	-----	-----	-----	--

N/A = Not Available N/R = Not Required N/S = Not Servicable For cabin air locator chart, see pages 5-12 See pages 13-16 for footnotes

1) ProSelect - Normal Driving - Traditional Change Intervals 2) NAPA Gold - Severe Driving - OE Recommended intervals 3) NAPA Platinum - Harsh Driving - OE Recommend Intervals

N/A = Non disponible N/R = Non nécessaire N/S = Non réparable Voir le tableau des filtres et d'habitacle aux pages 5-12 Voir pages 13-16 pour des notes

1) NAPA ProSelect et Argent - Conduite normale - Intervalles normaux de remplacement 2) NAPA Or - Conduite difficile - Intervalles recommandés par FEO 3) NAPA Platine - Conduite très difficile - Intervalles recommandés par FEO

N/A = No disponible N/R = No requerido N/S = No Servicable Para el aire de la cabina y tabla de localización de filtro, consulte las páginas 5-12 Ver las páginas 13-16 para las notas al pie de página

1) NAPA ProSelect y Plata - Manejo normal - Intervalos normales de cambio 2) NAPA Oro - Manejo difícil - Intervalos recomendados por el OEM 3) NAPA Platino - Manejo muy difícil - Intervalos recomendados por el OEM

*Italicized Part Numbers May Not Be Available.*

Las piezas con números en *italicas* pueden no estar disponibles.  
Les numéros de pièce en *italiques* peuvent ne pas être disponibles.



Pass Car Light Truck - Oil - Air - Cabin

AUDI 2023-2022

Year/Año/Année Model/Modelo/Modèle Engine/Motor/Moteur	Eng. Code Código de motor Code moteur	VIN NIV NIV	GOLD Oil Aceite Huile	ProSelect Oil Aceite Huile	Platinum Oil Aceite Huile	GOLD Air Aire Air	ProSelect Air Aire Air	GOLD Cabin Air Cabina Aire Cabine Air	ProSelect Cabin Air Cabina Aire Cabine Air	Platinum Cabin Air Cabina Aire Cabine Air	Loc. Cabin Air Cabina Aire Cabine Air
--	---	-------------------	--------------------------------	-------------------------------------	------------------------------------	----------------------------	---------------------------------	--	---	--	--

AUDI (Cont'd/Suite)

**2023** (Cont'd/Suite)

**TT QUATTRO**

L4 2.0L 1984cc 121 CID Turbo			100396	2100396	4100396	200268	2200268	230159	2230159	N/A	4
------------------------------	--	--	--------	---------	---------	--------	---------	--------	---------	-----	---

**TTS COUPE**

L4 2.0L 1984CC 121CID Turbo	DLRA		100396	2100396	4100396	200268	2200268	230159	2230159	N/A	
-----------------------------	------	--	--------	---------	---------	--------	---------	--------	---------	-----	--

**2022**

**A3**

L4 2.0L Turbo		J	100396	2100396	4100396	200268	2200268	230159	2230159	N/A	7
---------------	--	---	--------	---------	---------	--------	---------	--------	---------	-----	---

**A4**

L4 2.0L 1984cc 121 CID Turbo	CAED		100396	2100396	4100396	200866	N/A	4227	224227	N/A	7
------------------------------	------	--	--------	---------	---------	--------	-----	------	--------	-----	---

**A4 allroad**

L4 2.0L 1984cc TFSI Turbo			100396	2100396	4100396	200866	N/A	N/A	N/A	N/A	
---------------------------	--	--	--------	---------	---------	--------	-----	-----	-----	-----	--

**A5**

L4 2.0L 1984cc 121 CID Turbo	CAED		100396	2100396	4100396	200866	N/A	N/A	N/A	N/A	
------------------------------	------	--	--------	---------	---------	--------	-----	-----	-----	-----	--

**A6**

L4 2.0L Turbo			100396	2100396	4100396	9343	N/A	4439	224439	N/A	4
V6 3.0L 3000CC 183CID Turbo			100438	N/A	N/A	9243	N/A	4439	224439	N/A	4

**A6 allroad**

V6 3.0L 3000CC 183CID Turbo			100438	N/A	N/A	N/A	N/A	N/A	N/A	N/A	
-----------------------------	--	--	--------	-----	-----	-----	-----	-----	-----	-----	--

**A7**

V6 3.0L 3000CC 183CID Turbo			100438	N/A	N/A	9243	N/A	4439	224439	N/A	
-----------------------------	--	--	--------	-----	-----	------	-----	------	--------	-----	--

**A7 Hybrid**

V6 3.0L 3000CC 183CID Turbo			100438	N/A	N/A	9243	N/A	4439	224439	N/A	
-----------------------------	--	--	--------	-----	-----	------	-----	------	--------	-----	--

**A7 Sportback e Plug-in Hybrid quattro**

L4 2.0L 1984cc TFSI Turbo			100396	2100396	4100396	N/A	N/A	N/A	N/A	N/A	
---------------------------	--	--	--------	---------	---------	-----	-----	-----	-----	-----	--

**A8**

V6 3.0L TURBO	CREC		100438	N/A	N/A	200948	N/A	4439	224439	N/A	4
V8 4.0L 3993cc 244 CID TFSI Turbo			100438	N/A	N/A	200948	N/A	4439	224439	N/A	8

**A8 Hybrid**

V6 3.0L 3000CC 183CID Turbo			100438	N/A	N/A	200948	N/A	4439	224439	N/A	
-----------------------------	--	--	--------	-----	-----	--------	-----	------	--------	-----	--

**e-tron**

0L 0CC 0CID Electric			N/S	N/S	N/A	N/S	N/S	N/A	N/A	N/A	
----------------------	--	--	-----	-----	-----	-----	-----	-----	-----	-----	--

**e-tron GT**

0L 0CC 0CID Electric			N/S	N/S	N/A	N/S	N/S	N/A	N/A	N/A	
----------------------	--	--	-----	-----	-----	-----	-----	-----	-----	-----	--

**e-tron Sportback**

0L 0CC 0CID Electric			N/S	N/S	N/A	N/S	N/S	N/A	N/A	N/A	
----------------------	--	--	-----	-----	-----	-----	-----	-----	-----	-----	--

**Q3**

L4 2.0L 1984cc 121 CID Turbo	CCTA		100396	2100396	4100396	200268	2200268	230159	2230159	N/A	
------------------------------	------	--	--------	---------	---------	--------	---------	--------	---------	-----	--

**Q3 QUATTRO**

L4 2.0L 1984cc 121 CID Turbo	CCTA		100396	2100396	4100396	200268	2200268	230159	2230159	N/A	
------------------------------	------	--	--------	---------	---------	--------	---------	--------	---------	-----	--

**Q4 e-tron**

0L 0CC 0CID Electric			N/S	N/S	N/A	N/S	N/S	230516	N/A	N/A	
----------------------	--	--	-----	-----	-----	-----	-----	--------	-----	-----	--

**Q4 e-tron Sportback**

0L 0CC 0CID Electric			N/S	N/S	N/A	N/S	N/S	230516	N/A	N/A	
----------------------	--	--	-----	-----	-----	-----	-----	--------	-----	-----	--

**Q5 45 TFSI**

L4 2.0L 1984cc 121 CID Turbo	CAED		100396	2100396	4100396	200866	N/A	N/A	N/A	N/A	
------------------------------	------	--	--------	---------	---------	--------	-----	-----	-----	-----	--

**Q5 55 TFSI e Plug-in hybrid**

L4 2.0L 1984cc 121 CID Turbo	CAED		100396	2100396	4100396	200866	N/A	N/A	N/A	N/A	
------------------------------	------	--	--------	---------	---------	--------	-----	-----	-----	-----	--

**Q7**

L4 2.0L Turbo			100396	2100396	4100396			N/A	N/A	N/A	
---------------	--	--	--------	---------	---------	--	--	-----	-----	-----	--

N/A = Not Available N/R = Not Required N/S = Not Servicable For cabin air locator chart, see pages 5-12 See pages 13-16 for footnotes

1) ProSelect - Normal Driving - Traditional Change Intervals 2) NAPA Gold - Severe Driving - OE Recommended intervals 3) NAPA Platinum - Harsh Driving - OE Recommend Intervals

N/A = Non disponible N/R = Non nécessaire N/S = Non réparable Voir le tableau des filtres et d'habitacle aux pages 5-12 Voir pages 13-16 pour des notes

1) NAPA ProSelect et Argent - Conduite normale - Intervalles normaux de remplacement 2) NAPA Or - Conduite difficile - Intervalles recommandés par FEO 3) NAPA Platine - Conduite très difficile - Intervalles recommandés par FEO

N/A = No disponible N/R = No requerido N/S = No Servicable Para el aire de la cabina y tabla de localización de filtro, consulte las páginas 5-12 Ver las páginas 13-16 para las notas al pie de página

1) NAPA ProSelect y Plata - Manejo normal - Intervalos normales de cambio 2) NAPA Oro - Manejo difícil - Intervalos recomendados por el OEM 3) NAPA Platino - Manejo muy difícil - Intervalos recomendados por el OEM

*Italicized Part Numbers May Not Be Available.*

Las piezas con números en *italicas* pueden no estar disponibles.

Les numéros de pièce en *italiques* peuvent ne pas être disponibles.

P  
a  
s  
s  
C  
a  
r  
L  
i  
g  
h  
t  
T  
r  
u  
c  
k  
O  
i  
l  
-  
A  
i  
r  
-  
C  
a  
b  
i  
n



AUDI 2022-2021

Pass Car Light Truck - Oil - Air - Cabin

Year/Año/Année Model/Modelo/Modèle Engine/Motor/Moteur	Eng. Code Código de motor Code moteur	VIN NIV NIV	GOLD Oil Aceite Huile	ProSelect Oil Aceite Huile	Platinum Oil Aceite Huile	GOLD Air Aire Air	ProSelect Air Aire Air	GOLD Cabin Air Cabina Aire Cabine Air	ProSelect Cabin Air Cabina Aire Cabine Air	Platinum Cabin Air Cabina Aire Cabine Air	Loc. Cabin Air Cabina Aire Cabine Air
--	---	-------------------	--------------------------------	-------------------------------------	------------------------------------	----------------------------	---------------------------------	--	---	--	--

## AUDI (Cont'd/Suite)

**2022** (Cont'd/Suite)

## Q7 (Cont'd/Suite)

V6 3.0L 3000CC 183CID Turbo			100438	N/A	N/A			N/A	N/A	N/A	
-----------------------------	--	--	--------	-----	-----	--	--	-----	-----	-----	--

## Q8

V6 3.0L 3000CC 183CID Turbo			100438	N/A	N/A	201100	N/A	N/A	N/A	N/A	
-----------------------------	--	--	--------	-----	-----	--------	-----	-----	-----	-----	--

## R8

V10 5.2L 5204cc			7330	27330	N/A	200977	N/A	N/A	N/A	N/A	
-----------------	--	--	------	-------	-----	--------	-----	-----	-----	-----	--

## RS 3

L5 2.5L 2480cc Turbo			7187	27187	47187	200896	N/A	230159	2230159	N/A	
----------------------	--	--	------	-------	-------	--------	-----	--------	---------	-----	--

## RS 5

V6 2.9L 2900CC 177CID Turbo			100438	N/A	N/A	200866	N/A	N/A	N/A	N/A	
-----------------------------	--	--	--------	-----	-----	--------	-----	-----	-----	-----	--

## RS Q8

V8 4.0L 4000CC 244CID Turbo			100438	N/A	N/A	201100	N/A	N/A	N/A	N/A	
-----------------------------	--	--	--------	-----	-----	--------	-----	-----	-----	-----	--

## RS6 Avant

V8 4.0L 4000CC 244CID Turbo			100438	N/A	N/A	N/A	N/A	N/A	N/A	N/A	
-----------------------------	--	--	--------	-----	-----	-----	-----	-----	-----	-----	--

## RS7

V8 4.0L 4000CC 244CID Turbo			100438	N/A	N/A	N/A	N/A	N/A	N/A	N/A	
-----------------------------	--	--	--------	-----	-----	-----	-----	-----	-----	-----	--

## S3

L4 2.0L 1984cc Turbo	CYFB		100396	2100396	4100396	200268	2200268	230159	2230159	N/A	
----------------------	------	--	--------	---------	---------	--------	---------	--------	---------	-----	--

## S4

V6 3.0L 3000CC 183CID Turbo			100438	N/A	N/A	200887	N/A	N/A	N/A	N/A	
-----------------------------	--	--	--------	-----	-----	--------	-----	-----	-----	-----	--

## S5

V6 3.0L 2995CC 183CID Turbo			100438	N/A	N/A	200866	N/A	4227	224227	N/A	7
-----------------------------	--	--	--------	-----	-----	--------	-----	------	--------	-----	---

## S6

V6 2.9L 2900CC 177CID Turbo			100438	N/A	N/A	200866	N/A	4439	224439	N/A	3
-----------------------------	--	--	--------	-----	-----	--------	-----	------	--------	-----	---

## S7 Sportback

V6 2.9L 2900CC 177CID Turbo			100438	N/A	N/A	N/A	N/A	N/A	N/A	N/A	
-----------------------------	--	--	--------	-----	-----	-----	-----	-----	-----	-----	--

## S8

V8 4.0L 3993cc Twin Turbo	CTGF		100438	N/A	N/A	200968	N/A	4439	224439	N/A	3
---------------------------	------	--	--------	-----	-----	--------	-----	------	--------	-----	---

## SQ5

V6 3.0L 2995CC Turbo			100438	N/A	N/A	200866	N/A	N/A	N/A	N/A	
----------------------	--	--	--------	-----	-----	--------	-----	-----	-----	-----	--

## SQ7

V8 4.0L 4000CC 244CID Turbo			100438	N/A	N/A	201100	N/A	N/A	N/A	N/A	
-----------------------------	--	--	--------	-----	-----	--------	-----	-----	-----	-----	--

## SQ8

V8 4.0L 4000CC 244CID Turbo			100438	N/A	N/A	201100	N/A	N/A	N/A	N/A	
-----------------------------	--	--	--------	-----	-----	--------	-----	-----	-----	-----	--

## TT QUATTRO

L4 2.0L 1984cc 121 CID Turbo			100396	2100396	4100396	200268	2200268	230159	2230159	N/A	4
------------------------------	--	--	--------	---------	---------	--------	---------	--------	---------	-----	---

## TT RS

L5 2.5L 2480cc Turbo			7187	27187	47187	200896	N/A	230159	2230159	N/A	
----------------------	--	--	------	-------	-------	--------	-----	--------	---------	-----	--

## TTS

L4 2.0L 1984cc Turbo	CYFB		100396	2100396	4100396	200268	2200268	230159	2230159	N/A	
----------------------	------	--	--------	---------	---------	--------	---------	--------	---------	-----	--

**2021**

## A3

L4 2.0L Turbo		J	100396	2100396	4100396	200268	2200268	230159	2230159	N/A	7
---------------	--	---	--------	---------	---------	--------	---------	--------	---------	-----	---

## A4

L4 2.0L 1984cc 121 CID Turbo	CAED		100396	2100396	4100396	200866	N/A	4227	224227	N/A	7
------------------------------	------	--	--------	---------	---------	--------	-----	------	--------	-----	---

## A4 allroad

L4 2.0L Turbo	CYMC		100396	2100396	4100396	200866	N/A	N/A	N/A	N/A	
---------------	------	--	--------	---------	---------	--------	-----	-----	-----	-----	--

## A5

L4 2.0L 1984cc 121 CID Turbo	CAED		100396	2100396	4100396	200866	N/A	N/A	N/A	N/A	
------------------------------	------	--	--------	---------	---------	--------	-----	-----	-----	-----	--

N/A = Not Available N/R = Not Required N/S = Not Servicable For cabin air locator chart, see pages 5-12 See pages 13-16 for footnotes

1) ProSelect - Normal Driving - Traditional Change Intervals 2) NAPA Gold - Severe Driving - OE Recommended intervals 3) NAPA Platinum - Harsh Driving - OE Recommend Intervals

N/A = Non disponible N/R = Non nécessaire N/S = Non réparable Voir le tableau des filtres et d'habitacle aux pages 5-12 Voir pages 13-16 pour des notes

1) NAPA ProSelect et Argent - Conduite normale - Intervalles normaux de remplacement 2) NAPA Or - Conduite difficile - Intervalles recommandés par FEO 3) NAPA Platine - Conduite très difficile - Intervalles recommandés par FEO

N/A = No disponible N/R = No requerido N/S = No Servicable Para el aire de la cabina y tabla de localización de filtro, consulte las páginas 5-12 Ver las páginas 13-16 para las notas al pie de página

1) NAPA ProSelect y Plata - Manejo normal - Intervalos normales de cambio 2) NAPA Oro - Manejo difícil - Intervalos recomendados por el OEM 3) NAPA Platino - Manejo muy difícil - Intervalos recomendados por el OEM

*Italicized Part Numbers May Not Be Available.*Las piezas con números en *italicas* pueden no estar disponibles.  
Les numéros de pièce en *italiques* peuvent ne pas être disponibles.





## Pass Car Light Truck - Oil - Air - Cabin

AUDI 2021

Year/Año/Année Model/Modelo/Modèle Engine/Motor/Moteur	Eng. Code Código de motor Code moteur	VIN NIV NIV	GOLD Oil Aceite Huile	ProSelect Oil Aceite Huile	Platinum Oil Aceite Huile	GOLD Air Aire Air	ProSelect Air Aire Air	GOLD Cabin Air Cabina Aire Cabine Air	ProSelect Cabin Air Cabina Aire Cabine Air	Platinum Cabin Air Cabina Aire Cabine Air	Loc. Cabin Air Cabina Aire Cabine Air
--	---	-------------------	--------------------------------	-------------------------------------	------------------------------------	----------------------------	---------------------------------	--	---	--	--

## AUDI (Cont'd/Suite)

2021 (Cont'd/Suite)

## A6

L4 2.0L Turbo			100396	2100396	4100396	9343	N/A	4439	224439	N/A	4
V6 3.0L 3000CC 183CID Turbo			100438	N/A	N/A	9243	N/A	4439	224439	N/A	4

## A6 allroad

V6 3.0L 3000CC 183CID Turbo			100438	N/A	N/A	N/A	N/A	N/A	N/A	N/A	
-----------------------------	--	--	--------	-----	-----	-----	-----	-----	-----	-----	--

## A7

V6 3.0L 3000CC 183CID Turbo			100438	N/A	N/A	9243	N/A	4439	224439	N/A	
-----------------------------	--	--	--------	-----	-----	------	-----	------	--------	-----	--

## A7 Hybrid

V6 3.0L 3000CC 183CID Turbo			100438	N/A	N/A	9243	N/A	4439	224439	N/A	
-----------------------------	--	--	--------	-----	-----	------	-----	------	--------	-----	--

## A8

V6 3.0L TURBO	CREC		100438	N/A	N/A	200948	N/A	4439	224439	N/A	4
V8 4.0L 3993cc 244 CID TFSI Turbo			100438	N/A	N/A	200948	N/A	4439	224439	N/A	8

## A8 Hybrid

V6 3.0L 3000CC 183CID Turbo			100438	N/A	N/A	200948	N/A	4439	224439	N/A	
-----------------------------	--	--	--------	-----	-----	--------	-----	------	--------	-----	--

## e-tron

0L 0CC 0CID Electric			N/S	N/S	N/A	N/S	N/S	N/A	N/A	N/A	
----------------------	--	--	-----	-----	-----	-----	-----	-----	-----	-----	--

## e-tron GT

0L 0CC 0CID Electric			N/S	N/S	N/A	N/S	N/S	N/A	N/A	N/A	
----------------------	--	--	-----	-----	-----	-----	-----	-----	-----	-----	--

## e-tron Sportback

0L 0CC 0CID Electric			N/S	N/S	N/A	N/S	N/S	N/A	N/A	N/A	
----------------------	--	--	-----	-----	-----	-----	-----	-----	-----	-----	--

## Q3

L4 2.0L 1984cc 121 CID Turbo	CCTA		100396	2100396	4100396	200268	2200268	230159	2230159	N/A	
------------------------------	------	--	--------	---------	---------	--------	---------	--------	---------	-----	--

## Q3 QUATTRO

L4 2.0L 1984cc 121 CID Turbo	CCTA		100396	2100396	4100396	200268	2200268	230159	2230159	N/A	
------------------------------	------	--	--------	---------	---------	--------	---------	--------	---------	-----	--

## Q5 45 TFSI

L4 2.0L 1984cc 121 CID Turbo	CAED		100396	2100396	4100396	200866	N/A	N/A	N/A	N/A	
------------------------------	------	--	--------	---------	---------	--------	-----	-----	-----	-----	--

## Q5 55 TFSI e Plug-in hybrid

L4 2.0L 1984cc 121 CID Turbo	CAED		100396	2100396	4100396	200866	N/A	N/A	N/A	N/A	
------------------------------	------	--	--------	---------	---------	--------	-----	-----	-----	-----	--

## Q7

L4 2.0L Turbo			100396 <sup>194</sup>	2100396 <sup>194</sup>	4100396 <sup>194</sup>			N/A	N/A	N/A	
V6 3.0L 3000CC 183CID Turbo			100438	N/A	N/A			N/A	N/A	N/A	

## Q8

V6 3.0L 3000CC 183CID Turbo			100438	N/A	N/A	201100	N/A	N/A	N/A	N/A	
-----------------------------	--	--	--------	-----	-----	--------	-----	-----	-----	-----	--

## R8

V10 5.2L 5204cc			7330	27330	N/A	200977	N/A	N/A	N/A	N/A	
-----------------	--	--	------	-------	-----	--------	-----	-----	-----	-----	--

## RS 3

L5 2.5L 2480cc Turbo			7187	27187	47187	200896	N/A	230159	2230159	N/A	
----------------------	--	--	------	-------	-------	--------	-----	--------	---------	-----	--

## RS 5

V6 2.9L 2900CC 177CID Turbo			100438	N/A	N/A	200866	N/A	N/A	N/A	N/A	
-----------------------------	--	--	--------	-----	-----	--------	-----	-----	-----	-----	--

## RS Q8

V8 4.0L 4000CC 244CID Turbo			100438	N/A	N/A	N/A	N/A	N/A	N/A	N/A	
-----------------------------	--	--	--------	-----	-----	-----	-----	-----	-----	-----	--

## RS6 Avant

V8 4.0L 4000CC 244CID Turbo			100438	N/A	N/A	N/A	N/A	N/A	N/A	N/A	
-----------------------------	--	--	--------	-----	-----	-----	-----	-----	-----	-----	--

## RS7

V8 4.0L 4000CC 244CID Turbo			100438	N/A	N/A	N/A	N/A	N/A	N/A	N/A	
-----------------------------	--	--	--------	-----	-----	-----	-----	-----	-----	-----	--

## S3

L4 2.0L 1984cc Turbo	CYFB		100396 <sup>194</sup>	2100396 <sup>194</sup>	4100396 <sup>194</sup>	200268	2200268	230159	2230159	N/A	
----------------------	------	--	-----------------------	------------------------	------------------------	--------	---------	--------	---------	-----	--

## S4

V6 3.0L 3000CC 183CID Turbo			100438	N/A	N/A	200887	N/A	N/A	N/A	N/A	
-----------------------------	--	--	--------	-----	-----	--------	-----	-----	-----	-----	--

N/A = Not Available N/R = Not Required N/S = Not Servicable For cabin air locator chart, see pages 5-12 See pages 13-16 for footnotes

1) ProSelect - Normal Driving - Traditional Change Intervals 2) NAPA Gold - Severe Driving - OE Recommended intervals 3) NAPA Platinum - Harsh Driving - OE Recommend Intervals

N/A = Non disponible N/R = Non nécessaire N/S = Non réparable Voir le tableau des filtres et d'habitacle aux pages 5-12 Voir pages 13-16 pour des notes

1) NAPA ProSelect et Argent - Conduite normale - Intervalles normaux de remplacement 2) NAPA Or - Conduite difficile - Intervalles recommandés par FEO 3) NAPA Platine - Conduite très difficile - Intervalles recommandés par FEO

N/A = No disponible N/R = No requerido N/S = No Servicable Para el aire de la cabina y tabla de localización de filtro, consulte las páginas 5-12 Ver las páginas 13-16 para las notas al pie de página

1) NAPA ProSelect y Plata - Manejo normal - Intervallos normales de cambio 2) NAPA Oro - Manejo difícil - Intervallos recomendados por el OEM 3) NAPA Platino - Manejo muy difícil - Intervallos recomendados por el OEM

Italicized Part Numbers May Not Be Available.

Las piezas con números en *italicas* pueden no estar disponibles.Les numéros de pièce en *italiques* peuvent ne pas être disponibles.



AUDI 2021-2020

Pass Car Light Truck - Oil - Air - Cabin

Year/Año/Année Model/Modelo/Modèle Engine/Motor/Moteur	Eng. Code Código de motor Code moteur	VIN NIV NIV	GOLD Oil Aceite Huile	ProSelect Oil Aceite Huile	Platinum Oil Aceite Huile	GOLD Air Aire Air	ProSelect Air Aire Air	GOLD Cabin Air Cabina Aire Cabine Air	ProSelect Cabin Air Cabina Aire Cabine Air	Platinum Cabin Air Cabina Aire Cabine Air	Loc. Cabin Air Cabina Aire Cabine Air
--	---	-------------------	--------------------------------	-------------------------------------	------------------------------------	----------------------------	---------------------------------	--	---	--	--

## AUDI (Cont'd/Suite)

## 2021 (Cont'd/Suite)

<b>S5</b>											
V6 3.0L 2995CC 183CID Turbo			100438	N/A	N/A	200866	N/A	N/A	N/A	N/A	
<b>S6</b>											
V6 2.9L 2900CC 177CID Turbo			100438	N/A	N/A	200866	N/A	4439	224439	N/A	3
<b>S7</b>											
V6 2.9L 2900CC 177CID Turbo			100438	N/A	N/A	N/A	N/A	N/A	N/A	N/A	
<b>S8</b>											
V8 4.0L 3993cc Twin Turbo	CTGF		100438	N/A	N/A	200968	N/A	4439	224439	N/A	3
<b>SQ5</b>											
V6 3.0L 2995CC Turbo			100438	N/A	N/A	200866	N/A	N/A	N/A	N/A	
<b>SQ7</b>											
V8 4.0L 4000CC 244CID Turbo			100438	N/A	N/A	201100	N/A	N/A	N/A	N/A	
<b>SQ8</b>											
V8 4.0L 4000CC 244CID Turbo			100438	N/A	N/A	201100	N/A	N/A	N/A	N/A	
<b>TT QUATTRO</b>											
L4 2.0L 1984cc 121 CID Turbo			100396 <sup>194</sup>	2100396 <sup>194</sup>	4100396 <sup>194</sup>	200268	2200268	230159	2230159	N/A	4
<b>TT RS</b>											
L5 2.5L 2480cc Turbo			7187	27187	47187	200896	N/A	230159	2230159	N/A	
<b>TTS</b>											
L4 2.0L 1984cc Turbo	CYFB		100396 <sup>194</sup>	2100396 <sup>194</sup>	4100396 <sup>194</sup>	200268	2200268	230159	2230159	N/A	

## 2020

<b>A3</b>											
L4 2.0L Turbo		J	100396	2100396	4100396	200268	2200268	230159	2230159	N/A	7
<b>A4</b>											
L4 2.0L 1984cc 121 CID Turbo	CAED		100396	2100396	4100396	200866	N/A	4227	224227	N/A	7
<b>A4 allroad</b>											
L4 2.0L Turbo	CYMC		100396	2100396	4100396	200866	N/A	N/A	N/A	N/A	
<b>A5 Sportback</b>											
L4 2.0L 1984cc 121 CID Turbo	CAED		100396	2100396	4100396	200866	N/A	N/A	N/A	N/A	
<b>A6</b>											
L4 2.0L Turbo			100396	2100396	4100396	9343	N/A	4439	224439	N/A	4
V6 3.0L 3000CC 183CID Turbo			100438	N/A	N/A	9243	N/A	4439	224439	N/A	4
<b>A6 allroad</b>											
V6 3.0L 3000CC 183CID Turbo			100438	N/A	N/A	N/A	N/A	N/A	N/A	N/A	
<b>A7</b>											
V6 3.0L 2995cc Super Charged			100438	N/A	N/A	9243	N/A	4439	224439	N/A	
<b>A7 Hybrid</b>											
V6 3.0L 3000CC 183CID Turbo			100438	N/A	N/A	9243	N/A	4439	224439	N/A	
<b>A7 QUATTRO</b>											
V6 3.0L 2995cc Super Charged			100438	N/A	N/A	9243	N/A	4439	224439	N/A	7
<b>A8</b>											
V6 3.0L TURBO	CREC		100438	N/A	N/A	200948	N/A	4439	224439	N/A	4
V8 4.0L 3993cc 244 CID TFSI Turbo			100438	N/A	N/A	200948	N/A	4439	224439	N/A	8
<b>A8 Hybrid</b>											
V6 3.0L 3000CC 183CID Turbo			100438	N/A	N/A	200948	N/A	4439	224439	N/A	
<b>Q3</b>											
L4 2.0L 1984cc 121 CID Turbo	CCTA		100396	2100396	4100396	200268	2200268	230159	2230159	N/A	
<b>Q3 QUATTRO</b>											
L4 2.0L 1984cc 121 CID Turbo	CCTA		100396	2100396	4100396	9020	29020	230159	2230159	N/A	

N/A = Not Available N/R = Not Required N/S = Not Servicable For cabin air locator chart, see pages 5-12 See pages 13-16 for footnotes

1) ProSelect - Normal Driving - Traditional Change Intervals 2) NAPA Gold - Severe Driving - OE Recommended intervals 3) NAPA Platinum - Harsh Driving - OE Recommend Intervals

N/A = Non disponible N/R = Non nécessaire N/S = Non réparable Voir le tableau des filtres et d'habitacle aux pages 5-12 Voir pages 13-16 pour des notes

1) NAPA ProSelect et Argent - Conduite normale - Intervalles normaux de remplacement 2) NAPA Or - Conduite difficile - Intervalles recommandés par FEO 3) NAPA Platine - Conduite très difficile - Intervalles recommandés par FEO

N/A = No disponible N/R = No requerido N/S = No Servicable Para el aire de la cabina y tabla de localización de filtro, consulte las páginas 5-12 Ver las páginas 13-16 para las notas al pie de página

1) NAPA ProSelect y Plata - Manejo normal - Intervalos normales de cambio 2) NAPA Oro - Manejo difícil - Intervalos recomendados por el OEM 3) NAPA Platino - Manejo muy difícil - Intervalos recomendados por el OEM

Italicized Part Numbers May Not Be Available.

Las piezas con números en *italicas* pueden no estar disponibles.  
Les numéros de pièce en *italiques* peuvent ne pas être disponibles.



Pass Car Light Truck - Oil - Air - Cabin

AUDI 2020-2019

Year/Año/Année Model/Modelo/Modele Engine/Motor/Moteur	Eng. Code Código de motor Code moteur	VIN NIV NIV	GOLD Oil Aceite Huile	ProSelect Oil Aceite Huile	Platinum Oil Aceite Huile	GOLD Air Aire Air	ProSelect Air Aire Air	GOLD Cabin Air Cabina Aire Cabine Air	ProSelect Cabin Air Cabina Aire Cabine Air	Platinum Cabin Air Cabina Aire Cabine Air	Loc. Cabin Air Cabina Aire Cabine Air
--	---	-------------------	--------------------------------	-------------------------------------	------------------------------------	----------------------------	---------------------------------	--	---	--	--

AUDI (Cont'd/Suite)

**2020** (Cont'd/Suite)

**Q5 45 TFSI**

L4 2.0L 1984cc 121 CID Turbo	CAED		100396	2100396	4100396	200866	N/A	N/A	N/A	N/A	
------------------------------	------	--	--------	---------	---------	--------	-----	-----	-----	-----	--

**Q5 55 TFSI e Plug-in hybrid**

L4 2.0L 1984cc 121 CID Turbo	CAED		100396	2100396	4100396	200866	N/A	N/A	N/A	N/A	
------------------------------	------	--	--------	---------	---------	--------	-----	-----	-----	-----	--

**Q7**

L4 2.0L Turbo			100396	2100396	4100396			N/A	N/A	N/A	
---------------	--	--	--------	---------	---------	--	--	-----	-----	-----	--

V6 3.0L 3000CC 183CID Turbo			100396	2100396	4100396			N/A	N/A	N/A	
-----------------------------	--	--	--------	---------	---------	--	--	-----	-----	-----	--

**Q8**

V6 3.0L 3000CC 183CID Turbo			100438	N/A	N/A	201100	N/A	N/A	N/A	N/A	
-----------------------------	--	--	--------	-----	-----	--------	-----	-----	-----	-----	--

**R8**

V10 5.2L 5204cc			7330	27330	N/A	200977	N/A	N/A	N/A	N/A	
-----------------	--	--	------	-------	-----	--------	-----	-----	-----	-----	--

**RS 3**

L5 2.5L 2480cc Turbo			7187	27187	47187	200896	N/A	230159	2230159	N/A	
----------------------	--	--	------	-------	-------	--------	-----	--------	---------	-----	--

**RS 5 Sportback**

V6 2.9L 2900CC 177CID Turbo			100438	N/A	N/A	200866	N/A	N/A	N/A	N/A	
-----------------------------	--	--	--------	-----	-----	--------	-----	-----	-----	-----	--

**S3**

L4 2.0L 1984cc Turbo	CYFB		100396	2100396	4100396	200268	2200268	230159	2230159	N/A	
----------------------	------	--	--------	---------	---------	--------	---------	--------	---------	-----	--

**S4**

V6 3.0L 3000CC 183CID Turbo			100438	N/A	N/A	200887	N/A	N/A	N/A	N/A	
-----------------------------	--	--	--------	-----	-----	--------	-----	-----	-----	-----	--

**S5**

V6 3.0L 2995CC 183CID Turbo			100438	N/A	N/A	200866	N/A	4227	224227	N/A	7
-----------------------------	--	--	--------	-----	-----	--------	-----	------	--------	-----	---

**S5 Sportback**

V6 3.0L 2995CC 183CID Turbo			100438	N/A	N/A	9143	29143	4227	224227	N/A	7
-----------------------------	--	--	--------	-----	-----	------	-------	------	--------	-----	---

**S6**

V6 2.9L 2900CC 177CID Turbo			100438	N/A	N/A	200866	N/A	4439	224439	N/A	3
-----------------------------	--	--	--------	-----	-----	--------	-----	------	--------	-----	---

**S7**

V6 2.9L 2900CC 177CID Turbo			100438	N/A	N/A	N/A	N/A	4439	224439	N/A	3
-----------------------------	--	--	--------	-----	-----	-----	-----	------	--------	-----	---

**S7 Sportback**

V6 2.9L 2900CC 177CID Turbo			100438	N/A	N/A	N/A	N/A	4439	224439	N/A	3
-----------------------------	--	--	--------	-----	-----	-----	-----	------	--------	-----	---

**S8**

V8 4.0L 3993cc Twin Turbo	CTGF		100438	N/A	N/A	200968	N/A	4439	224439	N/A	3
---------------------------	------	--	--------	-----	-----	--------	-----	------	--------	-----	---

**SQ5**

V6 3.0L 2995CC Turbo			100438	N/A	N/A	200866	N/A	N/A	N/A	N/A	
----------------------	--	--	--------	-----	-----	--------	-----	-----	-----	-----	--

**SQ7**

V8 4.0L 4000CC 244CID Turbo			100438	N/A	N/A	201100	N/A	N/A	N/A	N/A	
-----------------------------	--	--	--------	-----	-----	--------	-----	-----	-----	-----	--

**SQ8**

V8 4.0L 4000CC 244CID Turbo			100438	N/A	N/A	201100	N/A	N/A	N/A	N/A	
-----------------------------	--	--	--------	-----	-----	--------	-----	-----	-----	-----	--

**TT QUATTRO**

L4 2.0L 1984cc 121 CID Turbo			100396	2100396	4100396	200268	2200268	230159	2230159	N/A	4
------------------------------	--	--	--------	---------	---------	--------	---------	--------	---------	-----	---

**TT RS**

L5 2.5L 2480cc Turbo			7187	27187	47187	200896	N/A	230159	2230159	N/A	
----------------------	--	--	------	-------	-------	--------	-----	--------	---------	-----	--

**TTS**

L4 2.0L 1984cc Turbo	CYFB		100396	2100396	4100396	200268	2200268	230159	2230159	N/A	
----------------------	------	--	--------	---------	---------	--------	---------	--------	---------	-----	--

**2019**

**A3**

L4 2.0L Turbo		J	100396 <sup>194</sup>	2100396 <sup>194</sup>	4100396 <sup>194</sup>	200268	2200268	230159 <sup>78</sup>	2230159 <sup>78</sup>	N/A <sup>78</sup>	7
---------------	--	---	-----------------------	------------------------	------------------------	--------	---------	----------------------	-----------------------	-------------------	---

**A3 QUATTRO**

L4 2.0L 1984cc 121 CID Turbo			100396	2100396	4100396	200268	2200268	230159	2230159	N/A	7
------------------------------	--	--	--------	---------	---------	--------	---------	--------	---------	-----	---

N/A = Not Available N/R = Not Required N/S = Not Servicable For cabin air locator chart, see pages 5-12 See pages 13-16 for footnotes  
 1) ProSelect - Normal Driving - Traditional Change Intervals 2) NAPA Gold - Severe Driving - OE Recommended intervals 3) NAPA Platinum - Harsh Driving - OE Recommend Intervals  
 N/A = Non disponible N/R = Non nécessaire N/S = Non réparable Voir le tableau des filtres et d'habitacle aux pages 5-12 Voir pages 13-16 pour des notes

1) NAPA ProSelect et Argent - Conduite normale - Intervalles normaux de remplacement 2) NAPA Or - Conduite difficile - Intervalles recommandés par FEO 3) NAPA Platine - Conduite très difficile - Intervalles recommandés par FEO

N/A = No disponible N/R = No requerido N/S = No Servicable Para el aire de la cabina y tabla de localización de filtro, consulte las páginas 5-12 Ver las páginas 13-16 para las notas al pie de página  
 1) NAPA ProSelect y Plata - Manejo normal - Intervalos normales de cambio 2) NAPA Oro - Manejo difícil - Intervalos recomendados por el OEM 3) NAPA Platino - Manejo muy difícil - Intervalos recomendados por el OEM

*Italicized Part Numbers May Not Be Available.*  
 Las piezas con números en *italicas* pueden no estar disponibles.  
 Les numéros de pièce en *italiques* peuvent ne pas être disponibles.

P  
a  
s  
s  
C  
a  
r  
L  
i  
g  
h  
t  
T  
r  
u  
c  
k  
O  
i  
l  
-  
A  
i  
r  
-  
C  
a  
b  
i  
n



AUDI 2019

## Pass Car Light Truck - Oil - Air - Cabin

Year/Año/Année Model/Modelo/Modelé Engine/Motor/Moteur	Eng. Code Código de motor Code moteur	VIN NIV NIV	GOLD Oil Aceite Huile	ProSelect Oil Aceite Huile	Platinum Oil Aceite Huile	GOLD Air Aire Air	ProSelect Air Aire Air	GOLD Cabin Air Cabina Aire Cabine Air	ProSelect Cabin Air Cabina Aire Cabine Air	Platinum Cabin Air Cabina Aire Cabine Air	Loc. Cabin Air Cabina Aire Cabine Air
--	---	-------------------	--------------------------------	-------------------------------------	------------------------------------	----------------------------	---------------------------------	--	---	--	--

## AUDI (Cont'd/Suite)

2019 (Cont'd/Suite)

## A3 SPORTBACK E-TRON

L4 1.4L 1395cc 85 CID Electric/Gas			107503	N/A	N/A	200072	N/A	230159	2230159	N/A	
------------------------------------	--	--	--------	-----	-----	--------	-----	--------	---------	-----	--

## A4

L4 2.0L 1984cc 121 CID Turbo	CAED		100396	2100396	4100396	200866	N/A	N/A	N/A	N/A	
------------------------------	------	--	--------	---------	---------	--------	-----	-----	-----	-----	--

## A4 allroad

L4 2.0L Turbo	CYMC		100396	2100396	4100396	200866	N/A	N/A	N/A	N/A	
---------------	------	--	--------	---------	---------	--------	-----	-----	-----	-----	--

## A4 QUATTRO

L4 2.0L 1984cc 121 CID Turbo	CAED		100396	2100396	4100396	200866	N/A	N/A	N/A	N/A	
------------------------------	------	--	--------	---------	---------	--------	-----	-----	-----	-----	--

## A5 QUATTRO

L4 2.0L 1984cc 121 CID Turbo	CAED		100396	2100396	4100396	200866	N/A	N/A	N/A	N/A	
------------------------------	------	--	--------	---------	---------	--------	-----	-----	-----	-----	--

## A5 Sportback

L4 2.0L 1984cc 121 CID Turbo	CAED		100396	2100396	4100396	200866	N/A	N/A	N/A	N/A	
------------------------------	------	--	--------	---------	---------	--------	-----	-----	-----	-----	--

## A6

L4 2.0L Turbo			100396 100396	2100396 2100396	4100396 4100396	9343	N/A	4439	224439	N/A	4
---------------	--	--	------------------	--------------------	--------------------	------	-----	------	--------	-----	---

## V6 3.0L 2995cc Super Charged

	CGWD		100438	N/A	N/A	9243	N/A	4439	224439	N/A	4
--	------	--	--------	-----	-----	------	-----	------	--------	-----	---

## A6 Hybrid

V6 3.0L 3000CC 183CID Turbo			100438	N/A	N/A	9243	N/A	N/A	N/A	N/A	
-----------------------------	--	--	--------	-----	-----	------	-----	-----	-----	-----	--

## A6 QUATTRO

L4 2.0L Turbo	CYNB		100396	2100396	4100396	9343	N/A	4439	224439	N/A	4
---------------	------	--	--------	---------	---------	------	-----	------	--------	-----	---

## V6 3.0L 2995cc Super Charged

			100438	N/A	N/A	9243	N/A	4439	224439	N/A	4
--	--	--	--------	-----	-----	------	-----	------	--------	-----	---

## A7

V6 3.0L 2995cc Super Charged			100345	2100345	N/A	9243	N/A	4439	224439	N/A	
------------------------------	--	--	--------	---------	-----	------	-----	------	--------	-----	--

## A7 Hybrid

V6 3.0L 3000CC 183CID Turbo			100438	N/A	N/A	9243	N/A	4439	224439	N/A	
-----------------------------	--	--	--------	-----	-----	------	-----	------	--------	-----	--

## A7 QUATTRO

V6 3.0L 2995cc Super Charged			100438	N/A	N/A	9243	N/A	4439	224439	N/A	7
------------------------------	--	--	--------	-----	-----	------	-----	------	--------	-----	---

## A8

V6 3.0L TURBO	CREC		100438	N/A	N/A	200948	N/A	4439	224439	N/A	4
---------------	------	--	--------	-----	-----	--------	-----	------	--------	-----	---

## V8 4.0L 3993cc 244 CID TFSI Turbo

			100350	N/A	N/A	200948	N/A	4439	224439	N/A	8
--	--	--	--------	-----	-----	--------	-----	------	--------	-----	---

## A8 Hybrid

V6 3.0L 3000CC 183CID Turbo			100438	N/A	N/A	200948	N/A	4439	224439	N/A	
-----------------------------	--	--	--------	-----	-----	--------	-----	------	--------	-----	--

## Q3

L4 2.0L 1984cc 121 CID Turbo	CCTA		100396	2100396	4100396	9020	29020	4489	224489	4234489	
------------------------------	------	--	--------	---------	---------	------	-------	------	--------	---------	--

## Q3 QUATTRO

L4 2.0L 1984cc 121 CID Turbo	CCTA		100396	2100396	4100396	9020	29020	4489	224489	4234489	
------------------------------	------	--	--------	---------	---------	------	-------	------	--------	---------	--

## Q5

L4 2.0L 1984cc 121 CID Turbo	CAED		100396	2100396	4100396	200866	N/A	N/A	N/A	N/A	
------------------------------	------	--	--------	---------	---------	--------	-----	-----	-----	-----	--

## Q7

L4 2.0L Turbo	CYMC		100396 <sup>194</sup>	2100396 <sup>194</sup>	4100396 <sup>194</sup>			N/A	N/A	N/A	
---------------	------	--	-----------------------	------------------------	------------------------	--	--	-----	-----	-----	--

## V6 3.0L 2995cc Super Charged

			100345	2100345	N/A			N/A	N/A	N/A	
--	--	--	--------	---------	-----	--	--	-----	-----	-----	--

## Q8

V6 3.0L 3000CC 183CID Turbo			100438 <sup>194</sup>	N/A <sup>194</sup>	N/A <sup>194</sup>	201100	N/A	N/A	N/A	N/A	
-----------------------------	--	--	-----------------------	--------------------	--------------------	--------	-----	-----	-----	-----	--

## R8

V10 5.2L 5204cc			7330	27330	N/A	200977	N/A	N/A	N/A	N/A	
-----------------	--	--	------	-------	-----	--------	-----	-----	-----	-----	--

## RS 3

L5 2.5L 2480cc Turbo			7187	27187	47187	200896	N/A	230159	2230159	N/A	
----------------------	--	--	------	-------	-------	--------	-----	--------	---------	-----	--

## RS 5 Sportback

V6 2.9L 2900CC 177CID Turbo			100438	N/A	N/A	200866	N/A	N/A	N/A	N/A	
-----------------------------	--	--	--------	-----	-----	--------	-----	-----	-----	-----	--

N/A = Not Available N/R = Not Required N/S = Not Servicable For cabin air locator chart, see pages 5-12 See pages 13-16 for footnotes

1) ProSelect - Normal Driving - Traditional Change Intervals 2) NAPA Gold - Severe Driving - OE Recommended intervals 3) NAPA Platinum - Harsh Driving - OE Recommend Intervals

N/A = Non disponible N/R = Non nécessaire N/S = Non réparable Voir le tableau des filtres et d'habitacle aux pages 5-12 Voir pages 13-16 pour des notes

1) NAPA ProSelect et Argent - Conduite normale - Intervalles normaux de remplacement 2) NAPA Or - Conduite difficile - Intervalles recommandés par FEO 3) NAPA Platine - Conduite très difficile - Intervalles recommandés par FEO

N/A = No disponible N/R = No requerido N/S = No Servicable Para el aire de la cabina y tabla de localización de filtro, consulte las páginas 5-12 Ver las páginas 13-16 para las notas al pie de página

1) NAPA ProSelect y Plata - Manejo normal - Intervalos normales de cambio 2) NAPA Oro - Manejo difícil - Intervalos recomendados por el OEM 3) NAPA Platino - Manejo muy difícil - Intervalos recomendados por el OEM

Italicized Part Numbers May Not Be Available.

Las piezas con números en *italicas* pueden no estar disponibles.  
Les numéros de pièce en *italiques* peuvent ne pas être disponibles.



## Pass Car Light Truck - Oil - Air - Cabin

AUDI 2019-2018

Year/Año/Année Model/Modelo/Modele Engine/Motor/Moteur	Eng. Code Código de motor Code moteur	VIN NIV NIV	GOLD Oil Aceite Huile	ProSelect Oil Aceite Huile	Platinum Oil Aceite Huile	GOLD Air Aire Air	ProSelect Air Aire Air	GOLD Cabin Air Cabina Aire Cabine Air	ProSelect Cabin Air Cabina Aire Cabine Air	Platinum Cabin Air Cabina Aire Cabine Air	Loc. Cabin Air Cabina Aire Cabine Air
--	---	-------------------	--------------------------------	-------------------------------------	------------------------------------	----------------------------	---------------------------------	--	---	--	--

## AUDI (Cont'd/Suite)

## 2019 (Cont'd/Suite)

## RS7

V8 4.0L 3993cc Turbo	CWUB		100350	N/A	N/A	N/A	N/A	4439	224439	N/A	
----------------------	------	--	--------	-----	-----	-----	-----	------	--------	-----	--

## S3

L4 2.0L 1984cc Turbo	CYFB		100396	2100396	4100396	200268	2200268	230159	2230159	N/A	
----------------------	------	--	--------	---------	---------	--------	---------	--------	---------	-----	--

## S4

V6 3.0L 3000CC 183CID Turbo			100438 <sup>194</sup>	N/A <sup>194</sup>	N/A <sup>194</sup>	200887	N/A	N/A	N/A	N/A	
-----------------------------	--	--	-----------------------	--------------------	--------------------	--------	-----	-----	-----	-----	--

## S5

V6 3.0L 2995CC 183CID Turbo			100438 <sup>194</sup>	N/A <sup>194</sup>	N/A <sup>194</sup>	200866	N/A	4227	224227	N/A	7
-----------------------------	--	--	-----------------------	--------------------	--------------------	--------	-----	------	--------	-----	---

## S5 Sportback

V6 3.0L 2995CC 183CID Turbo			100438	N/A	N/A	200866	N/A	4227	224227	N/A	7
-----------------------------	--	--	--------	-----	-----	--------	-----	------	--------	-----	---

## S6

V8 4.0L 3993cc Twin Turbo	CTGE		100350	N/A	N/A	9243	N/A	4439	224439	N/A	3
---------------------------	------	--	--------	-----	-----	------	-----	------	--------	-----	---

## S7

V8 4.0L 3993cc Twin Turbo	CTGE		100350	N/A	N/A	9243	N/A	4439	224439	N/A	3
---------------------------	------	--	--------	-----	-----	------	-----	------	--------	-----	---

## SQ5

V6 3.0L 2995CC Turbo			100438	N/A	N/A	200866	N/A	N/A	N/A	N/A	
----------------------	--	--	--------	-----	-----	--------	-----	-----	-----	-----	--

## TT QUATTRO

L4 2.0L 1984cc 121 CID Turbo			100396	2100396	4100396	200268	2200268	230159	2230159	N/A	4
------------------------------	--	--	--------	---------	---------	--------	---------	--------	---------	-----	---

## TT RS

L5 2.5L 2480cc Turbo			7187 <sup>193</sup>	27187 <sup>193</sup>	47187 <sup>193</sup>	200896	N/A	230159	2230159	N/A	
----------------------	--	--	---------------------	----------------------	----------------------	--------	-----	--------	---------	-----	--

## TTS

L4 2.0L 1984cc Turbo	CYFB		100396 100396	2100396 2100396	4100396 4100396	200268	2200268	230159	2230159	N/A	
----------------------	------	--	------------------	--------------------	--------------------	--------	---------	--------	---------	-----	--

## 2018

## A1

L4 1.4L 1390cc Turbo (Mex.)			107494	N/A	N/A			N/A	N/A	N/A	
-----------------------------	--	--	--------	-----	-----	--	--	-----	-----	-----	--

## A3

L4 1.4L 1395CC 85CID (Mex.)			107503	N/A	N/A	200072	N/A	4489	224489	4234489	
L4 1.4L 1395cc TFSI (Mex.)			107503	N/A	N/A	200072	N/A	230159 <sup>18</sup>	2230159 <sup>18</sup>	N/A <sup>18</sup>	
L4 2.0L Turbo			100396 <sup>194</sup>	2100396 <sup>194</sup>	4100396 <sup>194</sup>	200268	2200268	N/A	N/A	N/A	7

## A3 QUATTRO

L4 2.0L 1984cc 121 CID Turbo			100396	2100396	4100396	200268	2200268	230159	2230159	N/A	7
------------------------------	--	--	--------	---------	---------	--------	---------	--------	---------	-----	---

## A3 SPORTBACK E-TRON

L4 1.4L 1395cc 85 CID Electric/Gas			107503	N/A	N/A	200072	N/A	230159	2230159	N/A	
------------------------------------	--	--	--------	-----	-----	--------	-----	--------	---------	-----	--

## A4

L4 2.0L 1984cc 121 CID Turbo	CAED		100396	2100396	4100396	200866	N/A	N/A	N/A	N/A	
------------------------------	------	--	--------	---------	---------	--------	-----	-----	-----	-----	--

## A4 allroad

L4 2.0L Turbo	CYMC		100396	2100396	4100396	200866	N/A	N/A	N/A	N/A	
---------------	------	--	--------	---------	---------	--------	-----	-----	-----	-----	--

## A4 QUATTRO

L4 2.0L 1984cc 121 CID Turbo	CAED		100396	2100396	4100396	200866	N/A	N/A	N/A	N/A	
------------------------------	------	--	--------	---------	---------	--------	-----	-----	-----	-----	--

## A5 QUATTRO

L4 2.0L 1984cc 121 CID Turbo	CAED		100396	2100396	4100396	200866	N/A	N/A	N/A	N/A	
------------------------------	------	--	--------	---------	---------	--------	-----	-----	-----	-----	--

## A5 Sportback

L4 2.0L 1984cc 121 CID Turbo	CAED		100396	2100396	4100396	200866	N/A	N/A	N/A	N/A	
------------------------------	------	--	--------	---------	---------	--------	-----	-----	-----	-----	--

## A6

L4 2.0L Turbo			100396	2100396	4100396	9343	N/A	4439	224439	N/A	4
V6 3.0L 2995cc Super Charged	CGWD		100345	2100345	N/A	9243	N/A	4439	224439	N/A	4

## A6 QUATTRO

L4 2.0L Turbo	CYNB		100396 <sup>194</sup>	2100396 <sup>194</sup>	4100396 <sup>194</sup>	9343	N/A	4439	224439	N/A	4
V6 3.0L 2995cc Super Charged			100345	2100345	N/A	9243	N/A	4439	224439	N/A	4

N/A = Not Available N/R = Not Required N/S = Not Servicable For cabin air locator chart, see pages 5-12 See pages 13-16 for footnotes

1) ProSelect - Normal Driving - Traditional Change Intervals 2) NAPA Gold - Severe Driving - OE Recommended Intervals 3) NAPA Platinum - Harsh Driving - OE Recommend Intervals

N/A = Non disponible N/R = Non nécessaire N/S = Non réparable Voir le tableau des filtres et d'habitacle aux pages 5-12 Voir pages 13-16 pour des notes

1) NAPA ProSelect et Argent - Conduite normale - Intervalles normaux de remplacement 2) NAPA Or - Conduite difficile - Intervalles recommandés par FEO 3) NAPA Platine - Conduite très difficile - Intervalles recommandés par FEO

N/A = No disponible N/R = No requerido N/S = No Servicable Para el aire de la cabina y tabla de localización de filtro, consulte las páginas 5-12 Ver las páginas 13-16 para las notas al pie de página

1) NAPA ProSelect y Plata - Manejo normal - Intervalos normales de cambio 2) NAPA Oro - Manejo difícil - Intervalos recomendados por el OEM 3) NAPA Platino - Manejo muy difícil - Intervalos recomendados por el OEM

*Italicized Part Numbers May Not Be Available.*

Las piezas con números en *italicas* pueden no estar disponibles.

Les numéros de pièce en *italiques* peuvent ne pas être disponibles.





## AUDI 2018

## Pass Car Light Truck - Oil - Air - Cabin

Year/Año/Année Model/Modelo/Modele Engine/Motor/Moteur	Eng. Code Código de motor Code moteur	VIN NIV NIV	GOLD Oil Aceite Huile	ProSelect Oil Aceite Huile	Platinum Oil Aceite Huile	GOLD Air Aire Air	ProSelect Air Aire Air	GOLD Cabin Air Cabina Aire Cabine Air	ProSelect Cabin Air Cabina Aire Cabine Air	Platinum Cabin Air Cabina Aire Cabine Air	Loc. Cabin Air Cabina Aire Cabine Air
--	---	-------------------	--------------------------------	-------------------------------------	------------------------------------	----------------------------	---------------------------------	--	---	--	--

## AUDI (Cont'd/Suite)

## 2018 (Cont'd/Suite)

<b>A7</b>											
V6 3.0L 2995cc Super Charged			100345	2100345	N/A			4439	224439	N/A	
<b>A7 QUATTRO</b>											
V6 3.0L 2995cc Super Charged			100345	2100345	N/A	9243	N/A	4439	224439	N/A	7
<b>A8</b>											
V6 3.0L TURBO	CREC		100345	2100345	N/A	200948	N/A	4439	224439	N/A	4
V8 4.0L 3993cc 244 CID TFSI Turbo			100350	N/A	N/A	200948	N/A	4439	224439	N/A	8
<b>Q3</b>											
L4 1.4L 1395CC 85CID (Mex.)			107503	N/A	N/A	200072	N/A	4489 With AC	224489 With AC	4234489 With AC	
L4 2.0L 1984cc 121 CID Turbo	CCTA		7561	27561	47561	9020	29020	4489	224489	4234489	
<b>Q3 QUATTRO</b>											
L4 2.0L 1984cc 121 CID Turbo	CCTA		7561	27561	47561	9020	29020	4489	224489	4234489	
<b>Q5</b>											
L4 2.0L 1984cc 121 CID Turbo	CAED		100396	2100396	4100396	200866	N/A	N/A	N/A	N/A	
<b>Q7</b>											
L4 2.0L Turbo	CYMC		100396	2100396	4100396			N/A	N/A	N/A	
V6 3.0L 2995cc Super Charged			100345	2100345	N/A			N/A	N/A	N/A	
<b>R8</b>											
V10 5.2L 5204cc			7330	27330	N/A	200977	N/A	N/A	N/A	N/A	
<b>RS 3</b>											
L5 2.5L 2480cc Turbo			7187	27187	47187	200896	N/A	230159	2230159	N/A	
<b>RS 5</b>											
V6 2.9L 2900CC 177CID Turbo			100438	N/A	N/A	200866	N/A	N/A	N/A	N/A	
<b>RS7</b>											
V8 4.0L 3993cc Turbo	CWUB		100350	N/A	N/A	N/A	N/A	4439	224439	N/A	
<b>S3</b>											
L4 2.0L 1984cc Turbo	CYFB		100396	2100396	4100396	200268	2200268	230159	2230159	N/A	
<b>S4</b>											
V6 3.0L 3000CC 183CID Turbo			100438	N/A	N/A	200887	N/A	N/A	N/A	N/A	
<b>S5</b>											
V6 3.0L 2995CC 183CID Turbo			100438	N/A	N/A	200866	N/A	4227	224227	N/A	7
<b>S5 Sportback</b>											
V6 3.0L 2995CC 183CID Turbo			100438	N/A	N/A	9143	29143	4227	224227	N/A	7
<b>S6</b>											
V8 4.0L 3993cc Twin Turbo	CTGE		100350	N/A	N/A	9243	N/A	4439	224439	N/A	3
<b>S7</b>											
V8 4.0L 3993cc Twin Turbo	CTGE		100350	N/A	N/A	9243	N/A	4439	224439	N/A	3
<b>S8</b>											
V8 4.0L 3993cc Twin Turbo	CTGF		100350	N/A	N/A	200968	N/A	4439	224439	N/A	3
<b>SQ5</b>											
V6 3.0L 2995CC Turbo			100438	N/A	N/A	200866	N/A	N/A	N/A	N/A	
<b>TT</b>											
L4 1.8L (Mex.)			100396	2100396	4100396	200268	2200268	230159	2230159	N/A	
<b>TT QUATTRO</b>											
L4 2.0L 1984cc 121 CID Turbo			100396 <sup>194</sup>	2100396 <sup>194</sup>	4100396 <sup>194</sup>	200268	2200268	230159	2230159	N/A	4
L5 2.5L 2480cc Turbo			100396	2100396	4100396	200896	N/A	230159	2230159	N/A	4
<b>TT RS</b>											
L5 2.5L 2480cc Turbo			7187	27187	47187	200896	N/A	230159	2230159	N/A	

N/A = Not Available N/R = Not Required N/S = Not Servicable For cabin air locator chart, see pages 5-12 See pages 13-16 for footnotes

1) ProSelect - Normal Driving - Traditional Change Intervals 2) NAPA Gold - Severe Driving - OE Recommended intervals 3) NAPA Platinum - Harsh Driving - OE Recommend Intervals

N/A = Non disponible N/R = Non nécessaire N/S = Non réparable Voir le tableau des filtres et d'habitacle aux pages 5-12 Voir pages 13-16 pour des notes

1) NAPA ProSelect et Argent - Conduite normale - Intervalles normaux de remplacement 2) NAPA Or - Conduite difficile - Intervalles recommandés par FEO 3) NAPA Platine - Conduite très difficile - Intervalles recommandés par FEO

N/A = No disponible N/R = No requerido N/S = No Servicable Para el aire de la cabina y tabla de localización de filtro, consulte las páginas 5-12 Ver las páginas 13-16 para las notas al pie de página

1) NAPA ProSelect y Plata - Manejo normal - Intervalos normales de cambio 2) NAPA Oro - Manejo difícil - Intervalos recomendados por el OEM 3) NAPA Platino - Manejo muy difícil - Intervalos recomendados por el OEM

Italicized Part Numbers May Not Be Available.

Las piezas con números en *italicas* pueden no estar disponibles.  
Les numéros de pièce en *italiques* peuvent ne pas être disponibles.



## Pass Car Light Truck - Oil - Air - Cabin

AUDI 2018-2017

Year/Año/Année Model/Modelo/Modèle Engine/Motor/Moteur	Eng. Code Código de motor Code moteur	VIN NIV NIV	GOLD Oil Aceite Huile	ProSelect Oil Aceite Huile	Platinum Oil Aceite Huile	GOLD Air Aire Air	ProSelect Air Aire Air	GOLD Cabin Air Cabina Aire Cabine Air	ProSelect Cabin Air Cabina Aire Cabine Air	Platinum Cabin Air Cabina Aire Cabine Air	Loc. Cabin Air Cabina Aire Cabine Air
--	---	-------------------	--------------------------------	-------------------------------------	------------------------------------	----------------------------	---------------------------------	--	---	--	--

## AUDI (Cont'd/Suite)

## 2018 (Cont'd/Suite)

## TTS

L4 2.0L 1984cc Turbo	CYFB		100396	2100396	4100396	200268	2200268	230159	2230159	N/A	
----------------------	------	--	--------	---------	---------	--------	---------	--------	---------	-----	--

## 2017

## A1

L4 1.4L 1390cc Turbo (Mex.)			107494	N/A	N/A			N/A	N/A	N/A	
L4 1.8L 1780cc (Mex.)	MG		100396	2100396	4100396			N/A	N/A	N/A	

## A3

L4 1.4L 1395CC 85CID (Mex.)			107503	N/A	N/A	200072	N/A	4489	224489	4234489	
L4 1.4L 1395cc TFSI (Mex.)			107503	N/A	N/A	200072	N/A	230159 <sup>8</sup>	2230159 <sup>8</sup>	N/A <sup>8</sup>	
L4 2.0L 1968cc 120 CID Turbo Diesel		J	100056	2100056	N/A	200268	2200268	230159	2230159	N/A	7
L4 2.0L Turbo			100396	2100396	4100396	200268	2200268	230159	2230159	N/A	7

## A3 QUATTRO

L4 2.0L 1984cc 121 CID Turbo			100396	2100396	4100396	200268	2200268	230159	2230159	N/A	7
------------------------------	--	--	--------	---------	---------	--------	---------	--------	---------	-----	---

## A3 SPORTBACK E-TRON

L4 1.4L 1395cc 85 CID Electric/Gas			107503	N/A	N/A	200072	N/A	230159	2230159	N/A	
------------------------------------	--	--	--------	-----	-----	--------	-----	--------	---------	-----	--

## A4

L4 1.8L 1800CC 110CID Turbo (Mex.)			100396	2100396	4100396	9043	29043	4227	224227	N/A	
L4 2.0L 1984cc 121 CID Turbo	CAED		100396	2100396	4100396	200866	N/A	N/A	N/A	N/A	

## A4 allroad

L4 2.0L Turbo	CYMC		100396	2100396	4100396	200866	N/A	N/A	N/A	N/A	
---------------	------	--	--------	---------	---------	--------	-----	-----	-----	-----	--

## A4 QUATTRO

L4 2.0L 1984cc 121 CID Turbo	CAED		100396	2100396	4100396	200866	N/A	N/A	N/A	N/A	
------------------------------	------	--	--------	---------	---------	--------	-----	-----	-----	-----	--

## A5 QUATTRO

L4 2.0L 1984cc 121 CID Turbo	CAED		7561	27561	47561	9043	29043	4227	224227	N/A	7
L4 2.0L 1984cc 121 CID Turbo Flex	CPMB		7561	27561	47561	9043	29043	4227	224227	N/A	7

## A6

L4 1.8L (Mex.)			N/S	N/S	N/A	N/S	N/S	4439	224439	N/A	
L4 2.0L Turbo			100396	2100396	4100396	9343	N/A	4439	224439	N/A	4
V6 3.0L 2995cc Super Charged	CGWD		100345	2100345	N/A	9243	N/A	4439	224439	N/A	4

## A6 QUATTRO

L4 2.0L Turbo	CYNB		100396	2100396	4100396	9343	N/A	4439	224439	N/A	4
V6 3.0L 2995cc Super Charged			100345	2100345	N/A	9243	N/A	4439	224439	N/A	4

## A7

V6 3.0L 2995cc Super Charged			100345	2100345	N/A	9243	N/A	4439	224439	N/A	
------------------------------	--	--	--------	---------	-----	------	-----	------	--------	-----	--

## A7 QUATTRO

V6 3.0L 2995cc Super Charged			100345	2100345	N/A	9243	N/A	4439	224439	N/A	7
------------------------------	--	--	--------	---------	-----	------	-----	------	--------	-----	---

## A8

V6 3.0L TURBO	CREC		100345	2100345	N/A	200948	N/A	4439	224439	N/A	4
V8 4.0L 3993cc 244 CID TFSI Turbo (Mex.)			100350	N/A	N/A	200948	N/A	4439	224439	N/A	8

## A8 QUATTRO

V6 3.0L 2995cc Super Charged			100345	2100345	N/A	200948	N/A	4439	224439	N/A	
V8 4.0L 3993cc Twin Turbo	CTGF		100350	N/A	N/A	200948	N/A	4439	224439	N/A	7
W12 6.3L 6229cc	CTNA		7562	N/A	N/A	200968	N/A	4439	224439	N/A	8

## Q3

L4 1.4L 1395CC 85CID (Mex.)			107503	N/A	N/A	200072	N/A	4489	224489	4234489	
L4 2.0L 1984cc 121 CID Turbo	CCTA		7561	27561	47561	9020	29020	4489 With AC	224489 With AC	4234489	

N/A = Not Available N/R = Not Required N/S = Not Servicable For cabin air locator chart, see pages 5-12 See pages 13-16 for footnotes

1) ProSelect - Normal Driving - Traditional Change Intervals 2) NAPA Gold - Severe Driving - OE Recommended intervals 3) NAPA Platinum - Harsh Driving - OE Recommend Intervals

N/A = Non disponible N/R = Non nécessaire N/S = Non réparable Voir le tableau des filtres et d'habitacle aux pages 5-12 Voir pages 13-16 pour des notes

1) NAPA ProSelect et Argent - Conduite normale - Intervalles normaux de remplacement 2) NAPA Or - Conduite difficile - Intervalles recommandés par FEO 3) NAPA Platine - Conduite très difficile - Intervalles recommandés par FEO

N/A = No disponible N/R = No requerido N/S = No Servicable Para el aire de la cabina y tabla de localización de filtro, consulte las páginas 5-12 Ver las páginas 13-16 para las notas al pie de página

1) NAPA ProSelect y Plata - Manejo normal - Intervalles normales de cambio 2) NAPA Oro - Manejo difícil - Intervalles recomendados por el OEM 3) NAPA Platino - Manejo muy difícil - Intervalles recomendados por el OEM

*Italicized Part Numbers May Not Be Available.*Las piezas con números en *italicas* pueden no estar disponibles.Les numéros de pièce en *italiques* peuvent ne pas être disponibles.P  
a  
s  
s  
C  
a  
r  
L  
i  
g  
h  
t  
T  
r  
u  
c  
k  
O  
i  
l  
-  
A  
i  
r  
-  
C  
a  
b  
i  
n



AUDI 2017-2016

Pass Car Light Truck - Oil - Air - Cabin

Year/Año/Année Model/Modelo/Modèle Engine/Motor/Moteur	Eng. Code Código de motor Code moteur	VIN NIV NIV	GOLD Oil Aceite Huile	ProSelect Oil Aceite Huile	Platinum Oil Aceite Huile	GOLD Air Aire Air	ProSelect Air Aire Air	GOLD Cabin Air Cabina Aire Cabine Air	ProSelect Cabin Air Cabina Aire Cabine Air	Platinum Cabin Air Cabina Aire Cabine Air	Loc. Cabin Air Cabina Aire Cabine Air
--	---	-------------------	--------------------------------	-------------------------------------	------------------------------------	----------------------------	---------------------------------	--	---	--	--

## AUDI (Cont'd/Suite)

**2017** (Cont'd/Suite)**Q3 QUATTRO**

L4 2.0L 1984cc 121 CID Turbo	CCTA		7561	27561	47561	9020	29020	4489	224489	4234489	
------------------------------	------	--	------	-------	-------	------	-------	------	--------	---------	--

**Q5**

L4 2.0L 1984cc 121 CID Turbo Flex	CPMB		7561	27561	47561	9043	29043	4227	224227	N/A	4
V6 3.0L 2995cc Super Charged	CTUC		7204	27204	N/A	9143	29143	4227	224227	N/A	7

**Q5 HYBRID PRESTIGE**

L4 2.0L 1984cc 121 CID Turbo Electric/Gas	CHJA		7561	27561	47561	9043	29043	4227	224227	N/A	4
--	------	--	------	-------	-------	------	-------	------	--------	-----	---

**Q7**

L4 2.0L Turbo	CYMC		100396	2100396	4100396			N/A	N/A	N/A	
V6 3.0L 2995cc Super Charged			100345	2100345	N/A			N/A	N/A	N/A	

**R8**

V10 5.2L 5204cc			7330	27330	N/A	200977	N/A	N/A	N/A	N/A	
-----------------	--	--	------	-------	-----	--------	-----	-----	-----	-----	--

**RS 3**

L5 2.5L 2480cc Turbo			7187	27187	47187	200896	N/A	230159	2230159	N/A	
----------------------	--	--	------	-------	-------	--------	-----	--------	---------	-----	--

**RS7**

V8 4.0L TWIN TURBO	CWUC		100350	N/A	N/A	N/A	N/A	4439	224439	N/A	
V8 4.0L 3993cc Turbo	CWUB		100350	N/A	N/A	N/A	N/A	4439 <sup>78</sup>	224439 <sup>78</sup>	N/A <sup>78</sup>	

**S3**

L4 2.0L 1984cc Turbo	CYFB		100396	2100396	4100396	200268	2200268	230159	2230159	N/A	
----------------------	------	--	--------	---------	---------	--------	---------	--------	---------	-----	--

**S5**

V6 3.0L 2995cc Super Charged	CTUB		7204	27204	N/A	9143	29143	4227	224227	N/A	7
------------------------------	------	--	------	-------	-----	------	-------	------	--------	-----	---

**S6**

V8 4.0L 3993cc Twin Turbo	CTGE		100350	N/A	N/A	9243	N/A	4439	224439	N/A	3
---------------------------	------	--	--------	-----	-----	------	-----	------	--------	-----	---

**S7**

V8 4.0L 3993cc Twin Turbo	CTGE		100350	N/A	N/A	9243	N/A	4439	224439	N/A	3
---------------------------	------	--	--------	-----	-----	------	-----	------	--------	-----	---

**S8**

V8 4.0L 3993cc Twin Turbo	CTGF		100350	N/A	N/A	200968	N/A	4439	224439	N/A	3
---------------------------	------	--	--------	-----	-----	--------	-----	------	--------	-----	---

**SQ5**

V6 3.0L 2995cc Super Charged	CTUD		7204	27204	N/A	9143	29143	4227	224227	N/A	7
------------------------------	------	--	------	-------	-----	------	-------	------	--------	-----	---

**TT**

L4 1.8L (Mex.)			100396	2100396	4100396	200268	2200268	230159	2230159	N/A	
----------------	--	--	--------	---------	---------	--------	---------	--------	---------	-----	--

**TT QUATTRO**

L4 2.0L 1984cc 121 CID Turbo			100396	2100396	4100396	200268	2200268	230159	2230159	N/A	4
------------------------------	--	--	--------	---------	---------	--------	---------	--------	---------	-----	---

**TTS**

L4 2.0L 1984cc Turbo	CYFB		7204	27204	N/A	200268	2200268	230159	2230159	N/A	
----------------------	------	--	------	-------	-----	--------	---------	--------	---------	-----	--

**TTS QUATTRO**

L4 2.0L 1984cc Turbo	CYFB		100396	2100396	4100396	200268	2200268	230159	2230159	N/A	4
----------------------	------	--	--------	---------	---------	--------	---------	--------	---------	-----	---

**2016****A1**

L4 1.4L 1390cc Turbo (Mex.)			107494	N/A	N/A			N/A	N/A	N/A	
L4 1.8L 1780cc (Mex.)	MG		100396	2100396	4100396			N/A	N/A	N/A	

**A3**

L4 1.4L 1395cc TFSI (Mex.)			107503	N/A	N/A	200072	N/A	230159 <sup>78</sup>	2230159 <sup>78</sup>	N/A <sup>78</sup>	
L4 1.8L 1798cc 110 CID TFSI Turbo	C		100396	2100396	4100396	200268	2200268	230159	2230159	N/A	7
L4 2.0L 1968cc 120 CID Turbo Diesel	J		100056	2100056	N/A	200268	2200268	230159	2230159	N/A	7
L4 2.0L Turbo			100396 100396 <sup>194</sup>	2100396 2100396 <sup>194</sup>	4100396 4100396 <sup>194</sup>	200268 <sup>155</sup>	2200268 <sup>155</sup>	230159 <sup>78</sup>	2230159 <sup>78</sup>	N/A <sup>78</sup>	7

N/A = Not Available N/R = Not Required N/S = Not Servicable For cabin air locator chart, see pages 5-12 See pages 13-16 for footnotes

1) ProSelect - Normal Driving - Traditional Change Intervals 2) NAPA Gold - Severe Driving - OE Recommended Intervals 3) NAPA Platinum - Harsh Driving - OE Recommend Intervals

N/A = Non disponible N/R = Non nécessaire N/S = Non réparable Voir le tableau des filtres et d'habitacle aux pages 5-12 Voir pages 13-16 pour des notes

1) NAPA ProSelect et Argent - Conduite normale - Intervalles normaux de remplacement 2) NAPA Or - Conduite difficile - Intervalles recommandés par FEO 3) NAPA Platine - Conduite très difficile - Intervalles recommandés par FEO

N/A = No disponible N/R = No requerido N/S = No Servicable Para el aire de la cabina y tabla de localización de filtro, consulte las páginas 5-12 Ver las páginas 13-16 para las notas al pie de página

1) NAPA ProSelect y Plata - Manejo normal - Intervalos normales de cambio 2) NAPA Oro - Manejo difícil - Intervalos recomendados por el OEM 3) NAPA Platino - Manejo muy difícil - Intervalos recomendados por el OEM

*Italicized Part Numbers May Not Be Available.*Las piezas con números en *italicas* pueden no estar disponibles.  
Les numéros de pièce en *italiques* peuvent ne pas être disponibles.



## Pass Car Light Truck - Oil - Air - Cabin

AUDI 2016

Year/Año/Année Model/Modelo/Modèle Engine/Motor/Moteur	Eng. Code Código de motor Code moteur	VIN NIV NIV	GOLD Oil Aceite Huile	ProSelect Oil Aceite Huile	Platinum Oil Aceite Huile	GOLD Air Aire Air	ProSelect Air Aire Air	GOLD Cabin Air Cabina Aire Cabine Air	ProSelect Cabin Air Cabina Aire Cabine Air	Platinum Cabin Air Cabina Aire Cabine Air	Loc. Cabin Air Cabina Aire Cabine Air
--	---	-------------------	--------------------------------	-------------------------------------	------------------------------------	----------------------------	---------------------------------	--	---	--	--

## AUDI (Cont'd/Suite)

2016 (Cont'd/Suite)

## A3 QUATTRO

L4 2.0L 1984cc 121 CID Turbo			100396	2100396	4100396	200268	2200268	230159	2230159	N/A	7
------------------------------	--	--	--------	---------	---------	--------	---------	--------	---------	-----	---

## A3 SPORTBACK E-TRON

L4 1.4L 1395cc 85 CID Electric/Gas			107503	N/A	N/A	200072	N/A	230159	2230159	N/A	
------------------------------------	--	--	--------	-----	-----	--------	-----	--------	---------	-----	--

## A4

L4 1.8L 1800CC 110CID Turbo (Mex.)			100396	2100396	4100396	9043	29043	4227	224227	N/A	
L4 2.0L 1984cc 121 CID Turbo	CAED		7561	27561	47561	9043	29043	4227	224227	N/A	7
L4 2.0L 1984cc 121 CID Turbo Flex	CPMB		7561	27561	47561	9043	29043	4227	224227	N/A	7

## A4 QUATTRO

L4 2.0L 1984cc 121 CID Turbo Flex	CPMB		7561	27561	47561	9043	29043	4227	224227	N/A	7
L4 2.0L 1984cc 121 CID Turbo	CAED		7561	27561	47561	9043	29043	4227	224227	N/A	7

## A5

L4 1.8L 1798cc 110 CID TFSI Turbo (Mex.)			7561	27561	47561	9043	29043	4227	224227	N/A	
L4 2.0L 1984cc TFSI Turbo (Mex.)			7561	27561	47561	9043	29043	4227	224227	N/A	7
V6 3.0L 2995cc Super Charged (Mex.)			7204	27204	N/A	9143	29143	4227	224227	N/A	

## A5 QUATTRO

L4 2.0L 1984cc 121 CID Turbo	CAED		7561	27561	47561	9043	29043	4227	224227	N/A	7
L4 2.0L 1984cc 121 CID Turbo Flex	CPMB		7561	27561	47561	9043	29043	4227	224227	N/A	7

## A6

1.8 TFSI (Mex.)			100396	2100396	4100396	9343	N/A	4439	224439	N/A	
L4 2.0L Turbo	CYNB		100396	2100396	4100396	9343	N/A	4439	224439	N/A	4
V6 3.0L 2976CC Turbo Diesel Diesel			100008	N/A	N/A	9243	N/A	4439	224439	N/A	7
V6 3.0L 2995cc Super Charged	CGWD		100345	2100345	N/A	9243	N/A	4439	224439	N/A	4

## A6 QUATTRO

L4 2.0L Turbo	CYNB		100396	2100396	4100396	9343	N/A	4439	224439	N/A	4
V6 3.0L 2976cc 181 CID Turbo Diesel	CPNB		100008	N/A	N/A	9243	N/A	4439	224439	N/A	4
V6 3.0L 2995cc Super Charged			100345	2100345	N/A	9243	N/A	4439	224439	N/A	4

## A7

L4 2.0L 1984CC 121CID (Mex.)			100396	2100396	4100396	9343	N/A	N/S	N/S	N/A	
V6 3.0L 2995cc Super Charged			100345	2100345	N/A	9243	N/A	4439	224439	N/A	

## A7 QUATTRO

V6 3.0L 2995cc	CREC		100345	2100345	N/A	9243	N/A	4439	224439	N/A	4
V6 3.0L 2995cc Super Charged	CTUA		100345	2100345	N/A	9243	N/A	4439	224439	N/A	7

## A7 QUATTRO TDI

V6 3.0L 2976cc 181 CID Turbo Diesel	CPNB		100008	N/A	N/A	9243	N/A	4439	224439	N/A	7
-------------------------------------	------	--	--------	-----	-----	------	-----	------	--------	-----	---

## A8

V6 3.0L 2995cc Super Charged (Mex.)	CGWA		100345	2100345	N/A	200948	N/A	4439	224439	N/A	4
V8 4.0L 3993cc 244 CID TFSI Turbo (Mex.)			100350	N/A	N/A	200948	N/A	4439	224439	N/A	8
W12 6.3L 6229cc	CEJA		7562	N/A	N/A	200968	N/A	4439	224439	N/A	8

## A8 QUATTRO

V6 3.0L 2976cc 181 CID Turbo Diesel	CPNB		100008	N/A	N/A	200948	N/A	4439	224439	N/A	
V6 3.0L 2995cc	CREC		100345	2100345	N/A	200948	N/A	4439	224439	N/A	4
V8 4.0L 3993cc Twin Turbo	CTGF		100350	N/A	N/A	200948	N/A	4439	224439	N/A	7

N/A = Not Available N/R = Not Required N/S = Not Servicable For cabin air locator chart, see pages 5-12 See pages 13-16 for footnotes

1) ProSelect - Normal Driving - Traditional Change Intervals 2) NAPA Gold - Severe Driving - OE Recommended intervals 3) NAPA Platinum - Harsh Driving - OE Recommend Intervals

N/A = Non disponible N/R = Non nécessaire N/S = Non réparable Voir le tableau des filtres et d'habitacle aux pages 5-12 Voir pages 13-16 pour des notes

1) NAPA ProSelect et Argent - Conduite normale - Intervalles normaux de remplacement 2) NAPA Or - Conduite difficile - Intervalles recommandés par FEO 3) NAPA Platine - Conduite très difficile - Intervalles recommandés par FEO

N/A = No disponible N/R = No requerido N/S = No Servicable Para el aire de la cabina y tabla de localización de filtro, consulte las páginas 5-12 Ver las páginas 13-16 para las notas al pie de página

1) NAPA ProSelect y Plata - Manejo normal - Intervalles normales de cambio 2) NAPA Oro - Manejo difícil - Intervalles recomendados por el OEM 3) NAPA Platino - Manejo muy difícil - Intervalles recomendados por el OEM

*Italicized Part Numbers May Not Be Available.*Las piezas con números en *italicas* pueden no estar disponibles.Les numéros de pièce en *italiques* peuvent ne pas être disponibles.P  
a  
s  
s  
C  
a  
r  
L  
i  
g  
h  
t  
T  
r  
u  
c  
k  
O  
i  
l  
-  
A  
i  
r  
-  
C  
a  
b  
i  
n



AUDI 2016

Pass Car Light Truck - Oil - Air - Cabin

Year/Año/Année Model/Modelo/Modèle Engine/Motor/Moteur	Eng. Code Código de motor Code moteur	VIN NIV NIV	GOLD Oil Aceite Huile	ProSelect Oil Aceite Huile	Platinum Oil Aceite Huile	GOLD Air Aire Air	ProSelect Air Aire Air	GOLD Cabin Air Cabina Aire Cabine Air	ProSelect Cabin Air Cabina Aire Cabine Air	Platinum Cabin Air Cabina Aire Cabine Air	Loc. Cabin Air Cabina Aire Cabine Air
--	---	-------------------	--------------------------------	-------------------------------------	------------------------------------	----------------------------	---------------------------------	--	---	--	--

## AUDI (Cont'd/Suite)

2016 (Cont'd/Suite)

## ALLROAD

L4 2.0L 1984cc 121 CID Turbo Flex	CPMB		7561	27561	47561	9043	29043	4227	224227	N/A	4
-----------------------------------	------	--	------	-------	-------	------	-------	------	--------	-----	---

## Q3

1.4 TFSI (Mex.)			107503	N/A	N/A	200072	N/A	4489	224489	4234489	
L4 2.0L 1984cc 121 CID Turbo	CCTA		7561	27561	47561	9020	29020	4489	224489	4234489	

## Q3 QUATTRO

L4 2.0L 1984cc 121 CID Turbo	CCTA		7561	27561	47561	9020	29020	4489	224489	4234489	
------------------------------	------	--	------	-------	-------	------	-------	------	--------	---------	--

## Q5

L4 2.0L 1984cc Turbo			7561	27561	47561	9043	29043	4227	224227	N/A	4
V6 3.0L 2967cc Turbo Diesel	CPNB		100008	N/A	N/A	9143	29143	4227	224227	N/A	7
V6 3.0L 2995cc Super Charged	CTUC	G	7204	27204	N/A	9143	29143	4227	224227	N/A	7

## Q5 HYBRID PRESTIGE

L4 2.0L 1984cc 121 CID Turbo Electric/Gas	CHJA		7561	27561	47561	9043	29043	4227	224227	N/A	4
---	------	--	------	-------	-------	------	-------	------	--------	-----	---

## Q7

L4 2.0L 1984CC 121CID (Mex.)			100396	2100396	4100396			N/A	N/A	N/A	
V6 3.0L Super Charged	CTWA		7204	27204	N/A	2859	22859	4631	224631	N/A	
	CTWB		7204	27204	N/A	2859	22859	4631 <sup>78</sup>	224631 <sup>78</sup>	N/A <sup>78</sup>	
V6 3.0L Turbo	CLZB		100008	N/A	N/A	2859	22859	4631	224631	N/A	

## R8

V10 5.2L 5204cc	CTYA		7330	27330	N/A	200977	N/A	9375	N/A	N/A	8
V10 5.2L 5204cc (Mex.)	CTYA		7330	27330	N/A	200977	N/A	9375	N/A	N/A	8
V8 4.2L 4163cc (Mex.)	CNDA		7330	27330	N/A	200976	N/A	9375	N/A	N/A	7

## RS 5

V8 4.2L 4163cc (Mex.)	CFSA		7330	27330	N/A	200959 Left 200950 Right	N/A Left N/A Right	4227	224227	N/A	
-----------------------	------	--	------	-------	-----	-----------------------------------	-----------------------------	------	--------	-----	--

## RS7

V8 4.0L 3993cc 243 CID Turbo	CRDB		100350	N/A	N/A	N/A	N/A	4439	224439	N/A	
V8 4.0L 3993cc Turbo	CWUB		100350	N/A	N/A	N/A	N/A	4439	224439	N/A	

## S3

L4 2.0L 1984cc Turbo	CYFB		100396	2100396	4100396	200268	2200268	230159	2230159	N/A	
L4 2.0L 1984cc Turbo	CJXC		100396	2100396	4100396	200268 <sup>155</sup>	2200268 <sup>155</sup>	230159 <sup>78</sup>	2230159 <sup>78</sup>	N/A <sup>78</sup>	

## S4

V6 3.0L 2995cc Super Charged	CTUB		7204	27204	N/A	9143	29143	4227	224227	N/A	7
------------------------------	------	--	------	-------	-----	------	-------	------	--------	-----	---

## S5

V6 3.0L 2995cc Super Charged	CTUB		7204	27204	N/A	9143	29143	4227	224227	N/A	7
------------------------------	------	--	------	-------	-----	------	-------	------	--------	-----	---

## S6

V8 4.0L 3993cc 243 CID Turbo	CEUC		100350	N/A	N/A	9243	N/A	4439	224439	N/A	3
V8 4.0L 3993cc Twin Turbo	CTGE		100350	N/A	N/A	9243	N/A	4439	224439	N/A	3

## S7

V8 4.0L 3993cc 243 CID Turbo	CEUC		100350	N/A	N/A	9243	N/A	4439	224439	N/A	3
V8 4.0L 3993cc Twin Turbo	CTGE		100350	N/A	N/A	9243	N/A	4439	224439	N/A	3

## S8

V8 4.0L	CTFA		100350	N/A	N/A	200968	N/A	4439	224439	N/A	3
V8 4.0L 3993cc Twin Turbo	CGTA		100350	N/A	N/A	200968	N/A	4439	224439	N/A	3

## SQ5

V6 3.0L	CGOB		7204	27204	N/A	9143	29143	4227	224227	N/A	7
V6 3.0L 2995cc Super Charged	CTUD		7204	27204	N/A	9143	29143	4227	224227	N/A	7

N/A = Not Available N/R = Not Required N/S = Not Servicable For cabin air locator chart, see pages 5-12 See pages 13-16 for footnotes

1) ProSelect - Normal Driving - Traditional Change Intervals 2) NAPA Gold - Severe Driving - OE Recommended intervals 3) NAPA Platinum - Harsh Driving - OE Recommend Intervals

N/A = Non disponible N/R = Non nécessaire N/S = Non réparable Voir le tableau des filtres et d'habitacle aux pages 5-12 Voir pages 13-16 pour des notes

1) NAPA ProSelect et Argent - Conduite normale - Intervalles normaux de remplacement 2) NAPA Or - Conduite difficile - Intervalles recommandés par FEO 3) NAPA Platine - Conduite très difficile - Intervalles recommandés par FEO

N/A = No disponible N/R = No requerido N/S = No Servicable Para el aire de la cabina y tabla de localización de filtro, consulte las páginas 5-12 Ver las páginas 13-16 para las notas al pie de página

1) NAPA ProSelect y Plata - Manejo normal - Intervalos normales de cambio 2) NAPA Oro - Manejo difícil - Intervalos recomendados por el OEM 3) NAPA Platino - Manejo muy difícil - Intervalos recomendados por el OEM

Italicized Part Numbers May Not Be Available.

Las piezas con números en *italicas* pueden no estar disponibles.  
Les numéros de pièce en *italiques* peuvent ne pas être disponibles.





## Pass Car Light Truck - Oil - Air - Cabin

AUDI 2016-2015

Year/Año/Année Model/Modelo/Modele Engine/Motor/Moteur	Eng. Code Código de motor Code moteur	VIN NIV NIV	GOLD Oil Aceite Huile	ProSelect Oil Aceite Huile	Platinum Oil Aceite Huile	GOLD Air Aire Air	ProSelect Air Aire Air	GOLD Cabin Air Cabina Aire Cabine Air	ProSelect Cabin Air Cabina Aire Cabine Air	Platinum Cabin Air Cabina Aire Cabine Air	Loc. Cabin Air Cabina Aire Cabine Air
--	---	-------------------	--------------------------------	-------------------------------------	------------------------------------	----------------------------	---------------------------------	--	---	--	--

## AUDI (Cont'd/Suite)

## 2016 (Cont'd/Suite)

## TT

L4 1.8L (Mex.)			100396	2100396	4100396	200268	2200268	230159	2230159	N/A	
<b>TT QUATTRO</b>											
L4 2.0L 1984cc 121 CID Turbo			100396	2100396	4100396	200268	2200268	230159	2230159	N/A	4
<b>TTS QUATTRO</b>											
L4 2.0L 1984cc Turbo	CYFB		100396	2100396	4100396	200268	2200268	230159	2230159	N/A	4

## 2015

## A1

L4 1.4L 1390cc Turbo (Mex.)			107494	N/A	N/A			N/A	N/A	N/A	
L4 1.8L 1780cc (Mex.)	MG		100396	2100396	4100396			N/A	N/A	N/A	

## A3

L4 1.4L 1390cc Turbo (Mex.)			107494	N/A	N/A	9013	29013	4489	224489	4234489	
L4 1.8L 1798cc 110 CID TFSI Turbo	C		100396	2100396	4100396	200268	2200268	230159	2230159	N/A	7
L4 2.0L 1968cc 120 CID Turbo Diesel	J		100056	2100056	N/A	200268	2200268	230159	2230159	N/A	7
L4 2.0L 1984cc 121 CID Turbo	F		100396	2100396	4100396	200268	2200268	230159	2230159	N/A	7

## A4

L4 1.8L 1800CC 110CID Turbo (Mex.)			100396	2100396	4100396	9043	29043	4227	224227	N/A	
L4 2.0L 1984cc 121 CID Turbo	CAED	F	7561	27561	47561	9043	29043	4227	224227	N/A	7

## A4 QUATTRO

L4 2.0L 1984cc 121 CID Turbo Flex	CPMB		7561	27561	47561	9043	29043	4227	224227	N/A	7
-----------------------------------	------	--	------	-------	-------	------	-------	------	--------	-----	---

## A5

L4 1.8L 1798cc 110 CID TFSI Turbo (Mex.)			7561	27561	47561	9043	29043	4227	224227	N/A	
L4 2.0L 1984cc 121 CID Turbo	CAED		7561	27561	47561	9043	29043	4227	224227	N/A	7
V6 3.0L 2995cc Super Charged (Mex.)			7204	27204	N/A	9143	29143	4227	224227	N/A	

## A5 QUATTRO

L4 2.0L 1984cc 121 CID Turbo			7561	27561	47561	9043	29043	4227	224227	N/A	7
------------------------------	--	--	------	-------	-------	------	-------	------	--------	-----	---

## A6

L4 2.0L 1984cc 121 CID Turbo	CAED		7561	27561	47561	9343	N/A	4439	224439	N/A	4
------------------------------	------	--	------	-------	-------	------	-----	------	--------	-----	---

## A6 QUATTRO

V6 3.0L 2967cc 181 CID Turbo Diesel	CPNB		100008	N/A	N/A	9243	N/A	4439	224439	N/A	4
V6 3.0L 2995cc Super Charged	CTUA		7204	27204	N/A	9243	N/A	4439	224439	N/A	4

## A7

V6 3.0L 2995cc Super Charged (Mex.)			7204	27204	N/A	9243	N/A	4439	224439	N/A	
-------------------------------------	--	--	------	-------	-----	------	-----	------	--------	-----	--

## A7 QUATTRO

V6 3.0L 2995cc Super Charged	CTUA		7204	27204	N/A	9243	N/A	4439	224439	N/A	7
------------------------------	------	--	------	-------	-----	------	-----	------	--------	-----	---

## A7 QUATTRO TDI

V6 3.0L 2967cc 181 CID Turbo Diesel	CPNB		100008	N/A	N/A	9243	N/A	4439	224439	N/A	7
-------------------------------------	------	--	--------	-----	-----	------	-----	------	--------	-----	---

## A8

V8 4.0L 3993cc 244 CID TFSI Turbo (Mex.)			100350	N/A	N/A	200968	N/A	4439	224439	N/A	8
--	--	--	--------	-----	-----	--------	-----	------	--------	-----	---

## A8 QUATTRO

V6 3.0L 2995cc Super Charged		G	100345	2100345	N/A	200948	N/A	4439	224439	N/A	7
V8 4.0L 3993cc 243 CID Turbo		G	100350	N/A	N/A	200948	N/A	4439	224439	N/A	7

## A8 QUATTRO L

V6 3.0L 2995cc Super Charged		G	100345	2100345	N/A	200948	N/A	4439	224439	N/A	7
------------------------------	--	---	--------	---------	-----	--------	-----	------	--------	-----	---

N/A = Not Available N/R = Not Required N/S = Not Servicable For cabin air locator chart, see pages 5-12 See pages 13-16 for footnotes

1) ProSelect - Normal Driving - Traditional Change Intervals 2) NAPA Gold - Severe Driving - OE Recommended Intervals 3) NAPA Platinum - Harsh Driving - OE Recommend Intervals

N/A = Non disponible N/R = Non nécessaire N/S = Non réparable Voir le tableau des filtres et d'habitacle aux pages 5-12 Voir pages 13-16 pour des notes

1) NAPA ProSelect et Argent - Conduite normale - Intervalles normaux de remplacement 2) NAPA Or - Conduite difficile - Intervalles recommandés par FEO 3) NAPA Platine - Conduite très difficile - Intervalles recommandés par FEO

N/A = No disponible N/R = No requerido N/S = No Servicable Para el aire de la cabina y tabla de localización de filtro, consulte las páginas 5-12 Ver las páginas 13-16 para las notas al pie de página

1) NAPA ProSelect y Plata - Manejo normal - Intervalles normales de cambio 2) NAPA Oro - Manejo difícil - Intervalles recomendados por el OEM 3) NAPA Platino - Manejo muy difícil - Intervalles recomendados por el OEM

*Italicized Part Numbers May Not Be Available.*

Las piezas con números en *italicas* pueden no estar disponibles.

Les numéros de pièce en *italiques* peuvent ne pas être disponibles.



AUDI 2015

## Pass Car Light Truck - Oil - Air - Cabin

Year/Año/Année Model/Modelo/Modele Engine/Motor/Moteur	Eng. Code Código de motor Code moteur	VIN NIV NIV	GOLD Oil Aceite Huile	ProSelect Oil Aceite Huile	Platinum Oil Aceite Huile	GOLD Air Aire Air	ProSelect Air Aire Air	GOLD Cabin Air Cabina Aire Cabine Air	ProSelect Cabin Air Cabina Aire Cabine Air	Platinum Cabin Air Cabina Aire Cabine Air	Loc. Cabin Air Cabina Aire Cabine Air
--	---	-------------------	--------------------------------	-------------------------------------	------------------------------------	----------------------------	---------------------------------	--	---	--	--

## AUDI (Cont'd/Suite)

2015 (Cont'd/Suite)

## A8 QUATTRO L (Cont'd/Suite)

V8 4.0L 3993cc 243 CID Turbo		G	100350	N/A	N/A	200948	N/A	4439	224439	N/A	7
------------------------------	--	---	--------	-----	-----	--------	-----	------	--------	-----	---

## A8 QUATTRO L TDI

V6 3.0L 2967cc 181 CID Turbo Diesel			100008	N/A	N/A	200948	N/A	4439	224439	N/A	
	CPNA		100008	N/A	N/A	200948	N/A	4439	224439	N/A	

## A8 QUATTRO L W12

W12 6.3L 6229cc 384 CID		4	7562	N/A	N/A	200968	N/A	4439	224439	N/A	8
-------------------------	--	---	------	-----	-----	--------	-----	------	--------	-----	---

## ALLROAD QUATTRO

L4 2.0L 1984cc 121 CID Turbo Flex	CPMB		7561	27561	47561	9043	29043	4227	224227	N/A	
-----------------------------------	------	--	------	-------	-------	------	-------	------	--------	-----	--

## Q3

L4 2.0L 1968cc Diesel (Mex.)			7262	27262	N/A			N/A	N/A	N/A	
L4 2.0L 1984cc 121 CID Turbo	CCTA		7561	27561	47561	9020	29020	4489	224489	4234489	

## Q5

L4 2.0L 1984cc 121 CID Turbo Flex	CPMB	F	7561	27561	47561	9043	29043	4227	224227	N/A	4
V6 3.0L 2995cc Super Charged	CTUC	G	7204	27204	N/A	9143	29143	4227	224227	N/A	7

## Q5 HYBRID PRESTIGE

L4 2.0L 1984cc 121 CID Turbo Electric/Gas	CHJA	F	7561	27561	47561	9043	29043	4227	224227	N/A	4
---	------	---	------	-------	-------	------	-------	------	--------	-----	---

## Q5 TDI Premium Plus

V6 3.0L 2967cc 181 CID Turbo Diesel	CPNB	M	100008	N/A	N/A	9143	29143	4227	224227	N/A	7
-------------------------------------	------	---	--------	-----	-----	------	-------	------	--------	-----	---

## Q7

V6 3.0L 2995cc Super Charged	CTWB		7204	27204	N/A	2859	22859	4631	224631	N/A	7
V8 4.2L 4134cc Turbo Diesel (Mex.)			7161	N/A	N/A	2859	22859	4631	224631	N/A	

## Q7 TDI

V6 3.0L 2967cc 181 CID Turbo Diesel	CNRB		100008	N/A	N/A	2859	22859	N/A	N/A	N/A	
-------------------------------------	------	--	--------	-----	-----	------	-------	-----	-----	-----	--

## R8

V10 5.2L 5204cc	CTYA		7330	27330	N/A	200976	N/A	9375	N/A	N/A	8
V8 4.2L 4163cc	CNDA	U	7330	27330	N/A	200977	N/A	9375	N/A	N/A	7

## RS 5

V8 4.2L 4163cc 254 CID	CFSA	6	7330	27330	N/A	200959 Left 200960 Right	N/A Left N/A Right	4227	224227	N/A	
------------------------	------	---	------	-------	-----	-----------------------------------	-----------------------------	------	--------	-----	--

## RS7

V8 4.0L 3993cc 243 CID Turbo	CRDB		100350	N/A	N/A	N/A	N/A	4439	224439	N/A	
------------------------------	------	--	--------	-----	-----	-----	-----	------	--------	-----	--

## S3

L4 2.0L 1984cc 121 CID Turbo			100396	2100396	4100396	200268	2200268	230159	2230159	N/A	
------------------------------	--	--	--------	---------	---------	--------	---------	--------	---------	-----	--

## S4

V6 3.0L 2995cc Super Charged	CTUB		7204	27204	N/A	9143	29143	4227	224227	N/A	7
------------------------------	------	--	------	-------	-----	------	-------	------	--------	-----	---

## S5

V6 3.0L 2995cc Super Charged	CTUB		7204	27204	N/A	9143	29143	4227	224227	N/A	7
------------------------------	------	--	------	-------	-----	------	-------	------	--------	-----	---

## S6

V8 4.0L 3993cc 243 CID Turbo	CEUC		100350	N/A	N/A	9243	N/A	4439	224439	N/A	3
------------------------------	------	--	--------	-----	-----	------	-----	------	--------	-----	---

## S7

V8 4.0L 3993cc 243 CID Turbo	CEUC		100350	N/A	N/A	9243	N/A	4439	224439	N/A	3
------------------------------	------	--	--------	-----	-----	------	-----	------	--------	-----	---

## S8

V8 4.0L 3993cc 243 CID Turbo	CGTA		100350	N/A	N/A	200968	N/A	4439	224439	N/A	3
------------------------------	------	--	--------	-----	-----	--------	-----	------	--------	-----	---

## SQ5

V6 3.0L 2995cc Super Charged	CTUD		7204	27204	N/A	9143	29143	4227	224227	N/A	7
------------------------------	------	--	------	-------	-----	------	-------	------	--------	-----	---

N/A = Not Available N/R = Not Required N/S = Not Servicable For cabin air locator chart, see pages 5-12 See pages 13-16 for footnotes

1) ProSelect - Normal Driving - Traditional Change Intervals 2) NAPA Gold - Severe Driving - OE Recommended intervals 3) NAPA Platinum - Harsh Driving - OE Recommend Intervals

N/A = Non disponible N/R = Non nécessaire N/S = Non réparable Voir le tableau des filtres et d'habitacle aux pages 5-12 Voir pages 13-16 pour des notes

1) NAPA ProSelect et Argent - Conduite normale - Intervalles normaux de remplacement 2) NAPA Or - Conduite difficile - Intervalles recommandés par FEO 3) NAPA Platine - Conduite très difficile - Intervalles recommandés par FEO

N/A = No disponible N/R = No requerido N/S = No Servicable Para el aire de la cabina y tabla de localización de filtro, consulte las páginas 5-12 Ver las páginas 13-16 para las notas al pie de página

1) NAPA ProSelect y Plata - Manejo normal - Intervalles normales de cambio 2) NAPA Oro - Manejo difícil - Intervalles recomendados por el OEM 3) NAPA Platino - Manejo muy difícil - Intervalles recomendados por el OEM

Italicized Part Numbers May Not Be Available.

Las piezas con números en *italicas* pueden no estar disponibles.  
Les numéros de pièce en *italiques* peuvent ne pas être disponibles.



## Pass Car Light Truck - Oil - Air - Cabin

AUDI 2015-2014

Year/Año/Année Model/Modelo/Modèle Engine/Motor/Moteur	Eng. Code Código de motor Code moteur	VIN NIV NIV	GOLD Oil Aceite Huile	ProSelect Oil Aceite Huile	Platinum Oil Aceite Huile	GOLD Air Aire Air	ProSelect Air Aire Air	GOLD Cabin Air Cabina Aire Cabine Air	ProSelect Cabin Air Cabina Aire Cabine Air	Platinum Cabin Air Cabina Aire Cabine Air	Loc. Cabin Air Cabina Aire Cabine Air
--	---	-------------------	--------------------------------	-------------------------------------	------------------------------------	----------------------------	---------------------------------	--	---	--	--

## AUDI (Cont'd/Suite)

## 2015 (Cont'd/Suite)

## TT COUPE

L4 2.0L 1984cc 121 CID Turbo	CETA	F	7561	27561	47561	9020	29020	4489	224489	4234489	4
------------------------------	------	---	------	-------	-------	------	-------	------	--------	---------	---

## TT ROADSTER

L4 2.0L 1984cc 121 CID Turbo	CETA	F	7561	27561	47561	9020	29020	4489	224489	4234489	4
------------------------------	------	---	------	-------	-------	------	-------	------	--------	---------	---

## TTS COUPE

L4 2.0L 1984cc Turbo	CDMA		7187	27187	47187	9020	29020	4489	224489	4234489	
----------------------	------	--	------	-------	-------	------	-------	------	--------	---------	--

## TTS ROADSTER

L4 2.0L 1984cc Turbo	CDMA		7187	27187	47187	9020	29020	4489	224489	4234489	
----------------------	------	--	------	-------	-------	------	-------	------	--------	---------	--

## 2014

## A1

L4 1.2L 1197cc Turbo (Mex.)			107494	N/A	N/A			N/A	N/A	N/A	
L4 1.4L 1390cc Turbo (Mex.)			107494	N/A	N/A			N/A	N/A	N/A	

## A3

L4 1.4L 1400CC 85CID Turbo (Mex.)			107494	N/A	N/A	9013	29013	4489	224489	4234489	
L4 1.8L 1781cc FSI Turbo (Mex.)			100396	2100396	4100396	200268	2200268	230159	2230159	N/A	

## A4

L4 1.8L 1800CC 110CID Turbo (Mex.)			100396	2100396	4100396	9043	29043	4227	224227	N/A	
L4 2.0L 1984cc 121 CID Turbo	CAED	F	7561	27561	47561	9043	29043	4227	224227	N/A	7
V6 3.0L 2995cc Super Charged (Mex.)			7204	27204	N/A	9143	29143	4227	224227	N/A	

## A4 QUATTRO

L4 2.0L 1984cc 121 CID Turbo	CAED		7561	27561	47561	9043	29043	4227	224227	N/A	7
L4 2.0L 1984cc 121 CID Turbo Flex	CPMB		7561	27561	47561	9043	29043	4227	224227	N/A	7

## A5

L4 1.8L 1798cc 110 CID TFSI Turbo (Mex.)			7561	27561	47561	9043	29043	4227	224227	N/A	
L4 2.0L 1984cc 121 CID Turbo	CAED		7561	27561	47561	9043	29043	4227	224227	N/A	7
L4 2.0L 1984cc 121 CID Turbo Flex	CPMB	F	7561	27561	47561	9043	29043	4227	224227	N/A	4
V6 3.0L 2995cc Super Charged (Mex.)			7204	27204	N/A	9143	29143	4227	224227	N/A	

## A5 Cabriolet

L4 2.0L 1984cc 121 CID Turbo	CAED		7561	27561	47561	9043	29043	4227	224227	N/A	7
------------------------------	------	--	------	-------	-------	------	-------	------	--------	-----	---

## A5 QUATTRO

L4 2.0L 1984cc 121 CID Turbo			7561	27561	47561	9043	29043	4227	224227	N/A	7
------------------------------	--	--	------	-------	-------	------	-------	------	--------	-----	---

## A6

L4 2.0L 1984cc 121 CID Turbo	CAED		7561	27561	47561	9343	N/A	4439	224439	N/A	4
------------------------------	------	--	------	-------	-------	------	-----	------	--------	-----	---

## A6 QUATTRO

V6 3.0L 2967cc 181 CID Turbo Diesel	CPNB		100008	N/A	N/A	9243	N/A	4439	224439	N/A	4
V6 3.0L 2995cc Super Charged	CTUA		7204	27204	N/A	9243	N/A	4439	224439	N/A	4

## A7

V6 3.0L 2995cc Super Charged (Mex.)			7204	27204	N/A	9243	N/A	4439	224439	N/A	
-------------------------------------	--	--	------	-------	-----	------	-----	------	--------	-----	--

## A7 QUATTRO

V6 3.0L 2995cc Super Charged	CTUA		7204	27204	N/A	9243	N/A	4439	224439	N/A	7
------------------------------	------	--	------	-------	-----	------	-----	------	--------	-----	---

## A7 QUATTRO TDI

V6 3.0L 2967cc 181 CID Turbo Diesel	CPNB		100008	N/A	N/A	9243	N/A	4439	224439	N/A	7
-------------------------------------	------	--	--------	-----	-----	------	-----	------	--------	-----	---

## A8

V8 4.0L 3993cc 244 CID TFSI Turbo (Mex.)			100350	N/A	N/A	200948	N/A	4439	224439	N/A	8
--	--	--	--------	-----	-----	--------	-----	------	--------	-----	---

N/A = Not Available N/R = Not Required N/S = Not Servicable For cabin air locator chart, see pages 5-12 See pages 13-16 for footnotes

1) ProSelect - Normal Driving - Traditional Change Intervals 2) NAPA Gold - Severe Driving - OE Recommended intervals 3) NAPA Platinum - Harsh Driving - OE Recommend Intervals

N/A = Non disponible N/R = Non nécessaire N/S = Non réparable Voir le tableau des filtres et d'habitacle aux pages 5-12 Voir pages 13-16 pour des notes

1) NAPA ProSelect et Argent - Conduite normale - Intervalles normaux de remplacement 2) NAPA Or - Conduite difficile - Intervalles recommandés par FEO 3) NAPA Platine - Conduite très difficile - Intervalles recommandés par FEO

N/A = No disponible N/R = No requerido N/S = No Servicable Para el aire de la cabina y tabla de localización de filtro, consulte las páginas 5-12 Ver las páginas 13-16 para las notas al pie de página

1) NAPA ProSelect y Plata - Manejo normal - Intervalles normales de cambio 2) NAPA Oro - Manejo difícil - Intervalles recomendados por el OEM 3) NAPA Platino - Manejo muy difícil - Intervalles recomendados por el OEM

*Italicized Part Numbers May Not Be Available.*

Las piezas con números en *italicas* pueden no estar disponibles.

Les numéros de pièce en *italiques* peuvent ne pas être disponibles.



## AUDI 2014

## Pass Car Light Truck - Oil - Air - Cabin

Year/Año/Année Model/Modelo/Modèle Engine/Motor/Moteur	Eng. Code Código de motor Code moteur	VIN NIV NIV	GOLD Oil Aceite Huile	ProSelect Oil Aceite Huile	Platinum Oil Aceite Huile	GOLD Air Aire Air	ProSelect Air Aire Air	GOLD Cabin Air Cabina Aire Cabine Air	ProSelect Cabin Air Cabina Aire Cabine Air	Platinum Cabin Air Cabina Aire Cabine Air	Loc. Cabin Air Cabina Aire Cabine Air
--	---	-------------------	--------------------------------	-------------------------------------	------------------------------------	----------------------------	---------------------------------	--	---	--	--

## AUDI (Cont'd/Suite)

## 2014 (Cont'd/Suite)

## A8 QUATTRO

V6 3.0L 2967cc Turbo Diesel			100008	N/A	N/A	200948	N/A	4439	224439	N/A	
V6 3.0L 2995cc Super Charged	CTUB	G	7204	27204	N/A	200948	N/A	4439	224439	N/A	7
V8 4.0L 3993cc 243 CID Turbo	CEUA	G	100350	N/A	N/A	200948	N/A	4439	224439	N/A	7

## A8 QUATTRO L

V6 3.0L 2995cc Super Charged	CTUB	G	7204	27204	N/A	200948	N/A	4439	224439	N/A	7
V8 4.0L 3993cc 243 CID Turbo	CEUA	G	100350	N/A	N/A	200948	N/A	4439	224439	N/A	7

## A8 QUATTRO L W12

W12 6.3L 6229cc 384 CID	CEJA	4	7562	N/A	N/A	200968	N/A	4439	224439	N/A	8
-------------------------	------	---	------	-----	-----	--------	-----	------	--------	-----	---

## ALLROAD

L4 2.0L 1984cc 121 CID Turbo Flex	CPMB		7561	27561	47561	9043	29043	4227	224227	N/A	4
-----------------------------------	------	--	------	-------	-------	------	-------	------	--------	-----	---

## ALLROAD QUATTRO

L4 2.0L 2000CC 122CID			7561	27561	47561	9043	29043	4227	224227	N/A	
-----------------------	--	--	------	-------	-------	------	-------	------	--------	-----	--

## Q3

L4 2.0L 1968cc Diesel (Mex.)			7262	27262	N/A	9020	29020	4489	224489	4234489	
L4 2.0L 1984cc Turbo (Mex.)			7561	27561	47561	9020	29020	4489	224489	4234489	

## Q5

L4 2.0L 1984cc 121 CID Turbo Flex	CPMB	F	7561	27561	47561	9043	29043	4227	224227	N/A	4
V6 3.0L 2995cc Super Charged	CTUC	G	7204	27204	N/A	9143	29143	4227	224227	N/A	7

## Q5 HYBRID PRESTIGE

L4 2.0L 1984cc 121 CID Turbo Electric/Gas	CHJA	F	7561	27561	47561	9043	29043	4227	224227	N/A	4
---	------	---	------	-------	-------	------	-------	------	--------	-----	---

## Q5 TDI Premium Plus

V6 3.0L 2967cc 181 CID Turbo Diesel	CPNB	M	100008	N/A	N/A	9143	29143	4227	224227	N/A	7
-------------------------------------	------	---	--------	-----	-----	------	-------	------	--------	-----	---

## Q7

V6 3.0L 2995cc Super Charged	CTWB		7204	27204	N/A	2859	22859	4631	224631	N/A	7
V8 4.2L 4134cc Turbo Diesel (Mex.)			7161	N/A	N/A	2859	22859	4631	224631	N/A	

## Q7 TDI

V6 3.0L 2967cc 181 CID Turbo Diesel	CNRB		100008	N/A	N/A	2859	22859	N/A	N/A	N/A	
-------------------------------------	------	--	--------	-----	-----	------	-------	-----	-----	-----	--

## R8

V10 5.2L 5204cc	CTYA		7330	27330	N/A	200976	N/A	9375	N/A	N/A	8
V8 4.2L 4163cc	CNDA	U	7330	27330	N/A	200977	N/A	9375	N/A	N/A	7

## RS 5

V8 4.2L 4163cc 254 CID	CFSA	6	7330	27330	N/A	200959 Left 200960 Right	N/A Left N/A Right	4227	224227	N/A	
------------------------	------	---	------	-------	-----	-----------------------------------	-----------------------------	------	--------	-----	--

## RS7

V8 4.0L 3993cc 243 CID Turbo	CRDB		100350	N/A	N/A	N/A	N/A	4439	224439	N/A	
------------------------------	------	--	--------	-----	-----	-----	-----	------	--------	-----	--

## S3

L4 2.0L 1984cc Turbo (Mex.)			100396	2100396	4100396	N/S	N/S	N/S	N/S	N/A	
-----------------------------	--	--	--------	---------	---------	-----	-----	-----	-----	-----	--

## S4

V6 3.0L 2995cc Super Charged	CTUB		7204	27204	N/A	9143	29143	4227	224227	N/A	7
------------------------------	------	--	------	-------	-----	------	-------	------	--------	-----	---

## S5

V6 3.0L 2995cc Super Charged	CTUB		7204	27204	N/A	9143	29143	4227	224227	N/A	7
------------------------------	------	--	------	-------	-----	------	-------	------	--------	-----	---

## S6

V8 4.0L 3993cc 243 CID Turbo	CEUC		100350	N/A	N/A	9243	N/A	4439	224439	N/A	3
------------------------------	------	--	--------	-----	-----	------	-----	------	--------	-----	---

## S7

V8 4.0L 3993cc 243 CID Turbo	CEUC		100350	N/A	N/A	9243	N/A	4439	224439	N/A	3
------------------------------	------	--	--------	-----	-----	------	-----	------	--------	-----	---

N/A = Not Available N/R = Not Required N/S = Not Servicable For cabin air locator chart, see pages 5-12 See pages 13-16 for footnotes

1) ProSelect - Normal Driving - Traditional Change Intervals 2) NAPA Gold - Severe Driving - OE Recommended Intervals 3) NAPA Platinum - Harsh Driving - OE Recommend Intervals

N/A = Non disponible N/R = Non nécessaire N/S = Non réparable Voir le tableau des filtres et d'habitacle aux pages 5-12 Voir pages 13-16 pour des notes

1) NAPA ProSelect et Argent - Conduite normale - Intervalles normaux de remplacement 2) NAPA Or - Conduite difficile - Intervalles recommandés par FEO 3) NAPA Platine - Conduite très difficile - Intervalles recommandés par FEO

N/A = No disponible N/R = No requerido N/S = No Servicable Para el aire de la cabina y tabla de localización de filtro, consulte las páginas 5-12 Ver las páginas 13-16 para las notas al pie de página

1) NAPA ProSelect y Plata - Manejo normal - Intervalos normales de cambio 2) NAPA Oro - Manejo difícil - Intervalos recomendados por el OEM 3) NAPA Platino - Manejo muy difícil - Intervalos recomendados por el OEM

*Italicized Part Numbers May Not Be Available.*

Las piezas con números en *italicas* pueden no estar disponibles.  
Les numéros de pièce en *italiques* peuvent ne pas être disponibles.



## Pass Car Light Truck - Oil - Air - Cabin

AUDI 2014-2013

Year/Año/Année Model/Modelo/Modele Engine/Motor/Moteur	Eng. Code Código de motor Code moteur	VIN NIV NIV	GOLD Oil Aceite Huile	ProSelect Oil Aceite Huile	Platinum Oil Aceite Huile	GOLD Air Aire Air	ProSelect Air Aire Air	GOLD Cabin Air Cabina Aire Cabine Air	ProSelect Cabin Air Cabina Aire Cabine Air	Platinum Cabin Air Cabina Aire Cabine Air	Loc. Cabin Air Cabina Aire Cabine Air
--	---	-------------------	--------------------------------	-------------------------------------	------------------------------------	----------------------------	---------------------------------	--	---	--	--

## AUDI (Cont'd/Suite)

## 2014 (Cont'd/Suite)

## S8

V8 4.0L 3993cc 243 CID Turbo	CGTA		100350 100350	N/A N/A	N/A N/A	200968 200968	N/A N/A	4439 4439	224439 224439	N/A N/A	3
------------------------------	------	--	------------------	------------	------------	------------------	------------	--------------	------------------	------------	---

## SQ5

V6 3.0L 2995cc Super Charged	CTUD		7204	27204	N/A	9143	29143	4227	224227	N/A	7
------------------------------	------	--	------	-------	-----	------	-------	------	--------	-----	---

## TT

L4 1.8L 1798cc FSI Turbo (Mex.)			7561	27561	47561	9020	29020	4489	224489	4234489	
L4 2.0L 1984cc Turbo (Mex.)	CETA	F	7561	27561	47561	9020	29020	4489	224489	4234489	4

## TT COUPE

L4 2.0L 1984cc 121 CID Turbo	CETA	F	7561	27561	47561	9020	29020	4489	224489	4234489	4
------------------------------	------	---	------	-------	-------	------	-------	------	--------	---------	---

## TT QUATTRO

L4 2.0L 1984cc 121 CID Turbo	CETA		7561	27561	47561	9020	29020	4489	224489	4234489	4
------------------------------	------	--	------	-------	-------	------	-------	------	--------	---------	---

## TT QUATTRO Premium Plus

L4 2.0L 1984cc 121 CID Turbo	CETA		7187	27187	47187	9020	29020	4489	224489	4234489	4
------------------------------	------	--	------	-------	-------	------	-------	------	--------	---------	---

## TT QUATTRO S

L4 2.0L 1984cc 121 CID Turbo	CDMA		7561	27561	47561	9020	29020	4489	224489	4234489	4
------------------------------	------	--	------	-------	-------	------	-------	------	--------	---------	---

## TT ROADSTER

L4 2.0L 1984cc 121 CID Turbo	CETA	F	7561	27561	47561	9020	29020	4489	224489	4234489	4
------------------------------	------	---	------	-------	-------	------	-------	------	--------	---------	---

## TT RS

L5 2.5L 2480cc Turbo			7187	27187	47187	9122	N/A	4489	224489	4234489	
----------------------	--	--	------	-------	-------	------	-----	------	--------	---------	--

## TTS COUPE

L4 2.0L 1984cc Turbo	CDMA		7187	27187	47187	9020	29020	4489	224489	4234489	
----------------------	------	--	------	-------	-------	------	-------	------	--------	---------	--

## TTS ROADSTER

L4 2.0L 1984cc Turbo	CDMA		7187	27187	47187	9020	29020	4489	224489	4234489	
----------------------	------	--	------	-------	-------	------	-------	------	--------	---------	--

## 2013

## A1

L4 1.4L 1390cc Turbo (Mex.)			107494	N/A	N/A			N/A	N/A	N/A	
-----------------------------	--	--	--------	-----	-----	--	--	-----	-----	-----	--

## A3

L4 1.4L 1400CC 85CID Turbo (Mex.)			107494	N/A	N/A	9013	29013	4489	224489	4234489	
L4 1.8L 1781cc FSI Turbo (Mex.)			100396	2100396	4100396	200268	2200268	230159	2230159	N/A	
L4 2.0L 1984cc 121 CID Turbo	CBFA CCTA	F E	7561 7561	27561 27561	47561 47561	9020 9020	29020 29020	4489 4489	224489 224489	4234489 4234489	4 4

## A3 QUATTRO

L4 2.0L 1984cc 121 CID Turbo	CCTA		7083	27083	N/A	9020	29020	4489	224489	4234489	4
------------------------------	------	--	------	-------	-----	------	-------	------	--------	---------	---

## A3 TDI

L4 2.0L 1968cc 120 CID Turbo Diesel	CBEA	J	7083	27083	N/A	9020	29020	4489	224489	4234489	4
-------------------------------------	------	---	------	-------	-----	------	-------	------	--------	---------	---

## A4

L4 1.8L 1800CC 110CID Turbo (Mex.)			100396	2100396	4100396	9043	29043	4227	224227	N/A	
L4 2.0L 1984cc 121 CID Turbo	CAEB	F	7561	27561	47561	9043	29043	4227	224227	N/A	7
V6 3.0L 2995cc Super Charged (Mex.)			7204	27204	N/A	9143	29143	4227	224227	N/A	

## A5

L4 1.8L 1798cc FSI Turbo (Mex.)			7561	27561	47561	9043	29043	4227	224227	N/A	
L4 2.0L 1984cc 121 CID Turbo	CAEB	F	7561	27561	47561	9043	29043	4227	224227	N/A	4
L4 2.0L 1984cc 121 CID Turbo Flex	CPMA	F	7561	27561	47561	9043	29043	4227	224227	N/A	4
V6 3.0L 2995cc Super Charged (Mex.)			7204	27204	N/A	9143	29143	4227	224227	N/A	

## A5 Cabriolet

L4 2.0L 1984cc 121 CID Turbo	CAEB		7561	27561	47561	9043	29043	4227	224227	N/A	7
------------------------------	------	--	------	-------	-------	------	-------	------	--------	-----	---

N/A = Not Available N/R = Not Required N/S = Not Servicable For cabin air locator chart, see pages 5-12 See pages 13-16 for footnotes

1) ProSelect - Normal Driving - Traditional Change Intervals 2) NAPA Gold - Severe Driving - OE Recommended intervals 3) NAPA Platinum - Harsh Driving - OE Recommended Intervals

N/A = Non disponible N/R = Non nécessaire N/S = Non réparable Voir le tableau des filtres et d'habitacle aux pages 5-12 Voir pages 13-16 pour des notes

1) NAPA ProSelect et Argent - Conduite normale - Intervalles normaux de remplacement 2) NAPA Or - Conduite difficile - Intervalles recommandés par FEO 3) NAPA Platine - Conduite très difficile - Intervalles recommandés par FEO

N/A = No disponible N/R = No requerido N/S = No Servicable Para el aire de la cabina y tabla de localización de filtro, consulte las páginas 5-12 Ver las páginas 13-16 para las notas al pie de página

1) NAPA ProSelect y Plata - Manejo normal - Intervalles normales de cambio 2) NAPA Oro - Manejo difícil - Intervalles recomendados por el OEM 3) NAPA Platino - Manejo muy difícil - Intervalles recomendados por el OEM

Italicized Part Numbers May Not Be Available.

Las piezas con números en *italicas* pueden no estar disponibles.Les numéros de pièce en *italiques* peuvent ne pas être disponibles.





AUDI 2013

## Pass Car Light Truck - Oil - Air - Cabin

Year/Año/Année Model/Modelo/Modèle Engine/Motor/Moteur	Eng. Code Código de motor Code moteur	VIN NIV NIV	GOLD Oil Aceite Huile	ProSelect Oil Aceite Huile	Platinum Oil Aceite Huile	GOLD Air Aire Air	ProSelect Air Aire Air	GOLD Cabin Air Cabina Aire Cabine Air	ProSelect Cabin Air Cabina Aire Cabine Air	Platinum Cabin Air Cabina Aire Cabine Air	Loc. Cabin Air Cabina Aire Cabine Air
--	---	-------------------	--------------------------------	-------------------------------------	------------------------------------	----------------------------	---------------------------------	--	---	--	--

## AUDI (Cont'd/Suite)

2013 (Cont'd/Suite)

<b>A6</b>											
L4 2.0L 1984cc 121 CID Turbo	CAEB	F	7561	27561	47561	9343	N/A	4439	224439	N/A	4
V6 2.8L 2773cc (Mex.)			7204	27204	N/A	9243	N/A	4439	224439	N/A	
V6 3.0L 2995cc Super Charged	CTUA		7204	27204	N/A	9243	N/A	4439	224439	N/A	7
<b>A7</b>											
V6 3.0L 2995cc Super Charged	CTUA	G	7204	27204	N/A	9243	N/A	4439	224439	N/A	7
<b>A7 QUATTRO</b>											
V6 3.0L 2995cc Super Charged	CGXB	G	7204	27204	N/A	9243	N/A	4439	224439	N/A	7
<b>A8</b>											
V6 3.0L 2995cc Super Charged	CTUB	G	7204	27204	N/A	200948	N/A	4439	224439	N/A	7
V8 4.0L 3993cc 244 CID TFSI Turbo (Mex.)			100350	N/A	N/A	200948	N/A	4439	224439	N/A	8
<b>A8 QUATTRO</b>											
V6 3.0L 2995cc Super Charged	CTUB	G	7204	27204	N/A	9243	N/A	4439	224439	N/A	7
V8 4.0L 3993cc 243 CID Turbo	CEUA		100350	N/A	N/A	200948	N/A	4439	224439	N/A	7
W12 6.3L 6229cc 384 CID	CEJA	4	7562	N/A	N/A	200968	N/A	4439	224439	N/A	8
<b>ALLROAD</b>											
L4 2.0L 1984cc 121 CID Turbo Flex	CPMA	F	7561	27561	47561	9043	29043	4227	224227	N/A	4
<b>Q3</b>											
L4 2.0L 1968cc Diesel (Mex.)			7262	27262	N/A	9020	29020	4489	224489	4234489	
L4 2.0L 1984cc Turbo (Mex.)			7561	27561	47561	9020	29020	4489	224489	4234489	
<b>Q5</b>											
L4 2.0L 1984cc 121 CID Turbo Flex	CPMA	F	7561	27561	47561	9043	29043	4227	224227	N/A	4
L4 2.0L 1984cc TFSI Turbo (Mex.)	CNCB		7262	27262	N/A	9043	29043	4227	224227	N/A	
V6 3.0L 2995cc Super Charged	CTUC		7204	27204	N/A	9143	29143	4227	224227	N/A	7
<b>Q5 HYBRID PRESTIGE</b>											
L4 2.0L 1984cc 121 CID Turbo Electric/Gas	CHJA	8	7561	27561	47561	9043	29043	4227	224227	N/A	4
<b>Q5 TRENDY</b>											
L4 2.0L 1984cc TFSI Turbo (Mex.)			7561	27561	47561	9043	29043	4227	224227	N/A	
<b>Q7</b>											
V12 5.9L 5934cc Turbo Diesel (Mex.)			7161	N/A	N/A			4631	224631	N/A	
V6 3.0L 2995cc Super Charged	CJWB	G	7204	27204	N/A	2859	22859	4631	224631	N/A	7
	CTWA	G	7204	27204	N/A	2859	22859	4631	224631	N/A	7
	CTWB		7204	27204	N/A	2859	22859	4631	224631	N/A	7
V8 4.2L 4134cc Turbo Diesel (Mex.)			7161	N/A	N/A	2859	22859	4631	224631	N/A	
<b>Q7 TDI</b>											
L4 2.0L 1968cc Turbo Diesel	CBEA	M	7083	27083	N/A	9020	29020	4489	224489	4234489	4
V6 3.0L 2967cc 181 CID Turbo Diesel	CNRB		100008	N/A	N/A	2859	22859	4631	224631	N/A	4
<b>RS 5</b>											
V8 4.2L 4163cc 254 CID	CFSA	6	7330	27330	N/A	200959 Left 200960 Right	N/A Left N/A Right	4227	224227	N/A	
<b>S4</b>											
V6 3.0L 2995cc Super Charged	CGXC	G	7204	27204	N/A	9143	29143	4227	224227	N/A	7
<b>S5</b>											
V6 3.0L 2995cc Super Charged	CGXC	G	7204	27204	N/A	9143	29143	4227	224227	N/A	7
<b>S6</b>											
V8 4.0L 3993cc 243 CID Turbo	CEUC		100350	N/A	N/A	9243	N/A	4439	224439	N/A	3

N/A = Not Available N/R = Not Required N/S = Not Servicable For cabin air locator chart, see pages 5-12 See pages 13-16 for footnotes

1) ProSelect - Normal Driving - Traditional Change Intervals 2) NAPA Gold - Severe Driving - OE Recommended Intervals 3) NAPA Platinum - Harsh Driving - OE Recommend Intervals

N/A = Non disponible N/R = Non nécessaire N/S = Non réparable Voir le tableau des filtres et d'habitacle aux pages 5-12 Voir pages 13-16 pour des notes

1) NAPA ProSelect et Argent - Conduite normale - Intervalles normaux de remplacement 2) NAPA Or - Conduite difficile - Intervalles recommandés par FEO 3) NAPA Platine - Conduite très difficile - Intervalles recommandés par FEO

N/A = No disponible N/R = No requerido N/S = No Servicable Para el aire de la cabina y tabla de localización de filtro, consulte las páginas 5-12 Ver las páginas 13-16 para las notas al pie de página

1) NAPA ProSelect y Plata - Manejo normal - Intervallos normales de cambio 2) NAPA Oro - Manejo difícil - Intervallos recomendados por el OEM 3) NAPA Platino - Manejo muy difícil - Intervallos recomendados por el OEM

Italicized Part Numbers May Not Be Available.

Las piezas con números en *italicas* pueden no estar disponibles.  
Les numéros de pièce en *italiques* peuvent ne pas être disponibles.



Pass Car Light Truck - Oil - Air - Cabin

AUDI 2013-2012

Year/Año/Année Model/Modelo/Modele Engine/Motor/Moteur	Eng. Code Código de motor Code moteur	VIN NIV NIV	GOLD Oil Aceite Huile	ProSelect Oil Aceite Huile	Platinum Oil Aceite Huile	GOLD Air Aire Air	ProSelect Air Aire Air	GOLD Cabin Air Cabina Aire Cabine Air	ProSelect Cabin Air Cabina Aire Cabine Air	Platinum Cabin Air Cabina Aire Cabine Air	Loc. Cabin Air Cabina Aire Cabine Air
--	---	-------------------	--------------------------------	-------------------------------------	------------------------------------	----------------------------	---------------------------------	--	---	--	--

AUDI (Cont'd/Suite)

**2013** (Cont'd/Suite)

**S7**

V8 4.0L 3993cc 243 CID Turbo	CEUC		100350	N/A	N/A	9243	N/A	4439	224439	N/A	3
------------------------------	------	--	--------	-----	-----	------	-----	------	--------	-----	---

**S8**

V8 4.0L 3993cc 243 CID Turbo	CGTA		100350	N/A	N/A	200968	N/A	4439	224439	N/A	3
------------------------------	------	--	--------	-----	-----	--------	-----	------	--------	-----	---

**TT**

L4 1.8L 1798cc FSI Turbo (Mex.)			7561	27561	47561	9020	29020	4489	224489	4234489	
L4 2.0L 1984cc 121 CID Turbo	CETA	F	7561	27561	47561	9020	29020	4489	224489	4234489	4

**TT COUPE**

L4 2.0L 1984cc 121 CID Turbo	CETA	F	7561	27561	47561	9020	29020	4489	224489	4234489	4
------------------------------	------	---	------	-------	-------	------	-------	------	--------	---------	---

**TT QUATTRO S**

L4 2.0L 1984cc 121 CID Turbo	CDMA	1	7561	27561	47561	9020	29020	4489	224489	4234489	4
------------------------------	------	---	------	-------	-------	------	-------	------	--------	---------	---

**TT ROADSTER**

L4 2.0L 1984cc 121 CID Turbo	CETA	F	7561	27561	47561	9020	29020	4489	224489	4234489	4
------------------------------	------	---	------	-------	-------	------	-------	------	--------	---------	---

**TT RS**

L5 2.5L 2480cc Turbo	CEPB	3	7187	27187	47187	9122	N/A	4489	224489	4234489	4
----------------------	------	---	------	-------	-------	------	-----	------	--------	---------	---

**2012**

**A1**

L4 1.4L 1390cc Turbo (Mex.)			107494	N/A	N/A			N/A	N/A	N/A	
-----------------------------	--	--	--------	-----	-----	--	--	-----	-----	-----	--

**A3**

L4 1.4L 1400CC 85CID Turbo (Mex.)			107494	N/A	N/A	9013	29013	4489	224489	4234489	
L4 1.8L 1781cc FSI Turbo (Mex.)			7561	27561	47561	9020	29020	4489	224489	4234489	
L4 2.0L 1984cc 121 CID Turbo	CBFA	E,F	7561	27561	47561	9020	29020	4489	224489	4234489	4
	CCTA	E,F	7561	27561	47561	9020	29020	4489	224489	4234489	4

**A3 TDI**

L4 2.0L 1968cc 120 CID Turbo Diesel	CBEA	L	7083	27083	N/A	9020	29020	4489	224489	4234489	4
-------------------------------------	------	---	------	-------	-----	------	-------	------	--------	---------	---

**A4**

L4 1.8L 1800CC 110CID Turbo (Mex.)			100396	2100396	4100396	9043	29043	4227	224227	N/A	
L4 2.0L 1984cc 121 CID Turbo	CAEB	F	7561	27561	47561	9043	29043	4227	224227	N/A	7
V6 3.2L 3197cc (Mex.)			7204	27204	N/A	9143	29143	4227	224227	N/A	

**A4 QUATTRO**

L4 1.8L (Mex.)			7204	27204	N/A	9143	29143	4227	224227	N/A	
----------------	--	--	------	-------	-----	------	-------	------	--------	-----	--

**A5**

L4 1.8L 1798cc FSI Turbo (Mex.)			7561	27561	47561	9043	29043	4227	224227	N/A	
L4 2.0L 1984cc 121 CID Turbo	CAEB	F	7561	27561	47561	9043	29043	4227	224227	N/A	4
V6 3.0L 2995cc Super Charged (Mex.)			7204	27204	N/A	9143	29143	4227	224227	N/A	

**A6**

L4 2.0L 1984cc 121 CID Turbo	CAEB	F	7561	27561	47561	9343	N/A	4227	224227	N/A	4
V6 2.8L 2773cc (Mex.)			7204	27204	N/A	9243	N/A	4439	224439	N/A	
V6 3.0L 2995cc Super Charged	CGXB		7204	27204	N/A	9243	N/A	4439	224439	N/A	7

**A7**

V6 3.0L 2995cc Super Charged	CGXB		7204	27204	N/A	9243	N/A	4439	224439	N/A	7
------------------------------	------	--	------	-------	-----	------	-----	------	--------	-----	---

**A8**

V8 4.2L 4163cc	CDRA		7330	27330	N/A	200968	N/A	4439	224439	N/A	8
W12 6.3L 6229cc 384 CID	CEJA		7562	N/A	N/A	200968	N/A	4439	224439	N/A	8

**Q5**

L4 2.0L 1984cc 121 CID Turbo	CAEB	F	7561	27561	47561	9043	29043	4227	224227	N/A	4
V6 3.0L 2967cc Turbo Diesel (Mex.)			7161	N/A	N/A	9143	29143	4227	224227	N/A	
V6 3.2L 3123cc	CALB		7204	27204	N/A	9143	29143	4227	224227	N/A	4

N/A = Not Available N/R = Not Required N/S = Not Servicable For cabin air locator chart, see pages 5-12 See pages 13-16 for footnotes

1) ProSelect - Normal Driving - Traditional Change Intervals 2) NAPA Gold - Severe Driving - OE Recommended intervals 3) NAPA Platinum - Harsh Driving - OE Recommend Intervals

N/A = Non disponible N/R = Non nécessaire N/S = Non réparable Voir le tableau des filtres et d'habitacle aux pages 5-12 Voir pages 13-16 pour des notes

1) NAPA ProSelect et Argent - Conduite normale - Intervalles normaux de remplacement 2) NAPA Or - Conduite difficile - Intervalles recommandés par FEO 3) NAPA Platine - Conduite très difficile - Intervalles recommandés par FEO

N/A = No disponible N/R = No requerido N/S = No Servicable Para el aire de la cabina y tabla de localización de filtro, consulte las páginas 5-12 Ver las páginas 13-16 para las notas al pie de página

1) NAPA ProSelect y Plata - Manejo normal - Intervalles normales de cambio 2) NAPA Oro - Manejo difícil - Intervalles recomendados por el OEM 3) NAPA Platino - Manejo muy difícil - Intervalles recomendados por el OEM

*Italicized Part Numbers May Not Be Available.*

Las piezas con números en *italicas* pueden no estar disponibles.

Les numéros de pièce en *italiques* peuvent ne pas être disponibles.

P  
a  
s  
s  
C  
a  
r  
L  
i  
g  
h  
t  
T  
r  
u  
c  
k  
O  
i  
l  
-  
A  
i  
r  
-  
C  
a  
b  
i  
n



AUDI 2012-2011

## Pass Car Light Truck - Oil - Air - Cabin

Year/Año/Année Model/Modelo/Modele Engine/Motor/Moteur	Eng. Code Código de motor Code moteur	VIN NIV NIV	GOLD Oil Aceite Huile	ProSelect Oil Aceite Huile	Platinum Oil Aceite Huile	GOLD Air Aire Air	ProSelect Air Aire Air	GOLD Cabin Air Cabina Aire Cabine Air	ProSelect Cabin Air Cabina Aire Cabine Air	Platinum Cabin Air Cabina Aire Cabine Air	Loc. Cabin Air Cabina Aire Cabine Air
--	---	-------------------	--------------------------------	-------------------------------------	------------------------------------	----------------------------	---------------------------------	--	---	--	--

## AUDI (Cont'd/Suite)

**2012** (Cont'd/Suite)**Q5 ELITE**

L4 2.0L 1984cc TFSI Turbo (Mex.)			7561	27561	47561	9043	29043	4227	224227	N/A	
V6 3.2L 3197cc FSI (Mex.)			7204	27204	N/A	9143	29143	4227	224227	N/A	

**Q5 TRENDY**

L4 2.0L 1984cc TFSI Turbo (Mex.)			7561	27561	47561	9043	29043	4227	224227	N/A	
----------------------------------	--	--	------	-------	-------	------	-------	------	--------	-----	--

**Q7**

V6 3.0L 2995cc Super Charged	CJWB	G	7204	27204	N/A	2859	22859	4631	224631	N/A	7
	CJWE	G	7204	27204	N/A	2859	22859	4631	224631	N/A	7
V8 4.2L 4134cc Turbo Diesel (Mex.)			7161	N/A	N/A	2859	22859	4631	224631	N/A	

**Q7 TDI**

V6 3.0L 2967cc 181 CID Turbo Diesel	CATA	M	7161	N/A	N/A	2859	22859	N/A	N/A	N/A	
-------------------------------------	------	---	------	-----	-----	------	-------	-----	-----	-----	--

**R8**

V10 5.2L 5204cc	BUJ		7330	27330	N/A	201027	N/A	9375	N/A	N/A	8
	CMPA		7330	27330	N/A	201027	N/A	9375	N/A	N/A	8
V8 4.2L 4163cc	CNDA		7330	27330	N/A	200975	N/A	9375	N/A	N/A	7

**S3**

L4 2.0L 1984cc Turbo (Mex.)						6240	N/A	N/A	N/A	N/A	
-----------------------------	--	--	--	--	--	------	-----	-----	-----	-----	--

**S4**

V6 3.0L 2995cc Super Charged	CCBA	G	7204	27204	N/A	9143	29143	4227	224227	N/A	7
------------------------------	------	---	------	-------	-----	------	-------	------	--------	-----	---

**S5**

V6 3.0L 2995cc Super Charged	CAKA	G	7204	27204	N/A	9143	29143	4227	224227	N/A	7
	CCBA	G	7204	27204	N/A	9143	29143	4227	224227	N/A	7
V8 4.2L 4163cc	CAUA	V	7330	27330	N/A	9143	29143	4227	224227	N/A	7

**TT**

L4 1.8L 1798cc FSI Turbo (Mex.)			7561	27561	47561	9020	29020	4489	224489	4234489	
L4 2.0L 1984cc 121 CID Turbo	CETA	F	7561	27561	47561	9020	29020	4489	224489	4234489	4

**TT QUATTRO S**

L4 2.0L 1984cc 121 CID Turbo	CDMA	1	7561	27561	47561	9020	29020	4489	224489	4234489	4
------------------------------	------	---	------	-------	-------	------	-------	------	--------	---------	---

**TT RS**

L5 2.5L 2480cc Turbo	CEPB		7187	27187	47187	9122	N/A	4489	224489	4234489	4
L5 2.5L 2480cc Turbo (Mex.)			7187	27187	47187	9122	N/A	4489	224489	4234489	

**2011****A1**

L4 1.4L 1390cc Turbo (Mex.)			107494	N/A	N/A			N/A	N/A	N/A	
-----------------------------	--	--	--------	-----	-----	--	--	-----	-----	-----	--

**A3**

L4 1.4L 1400CC 85CID Turbo (Mex.)			107494	N/A	N/A	9013	29013	4489	224489	4234489	
L4 1.8L 1781cc Turbo (Mex.)			7561	27561	47561	9020	29020	4489	224489	4234489	
L4 2.0L 1984cc 121 CID Turbo	CBFA	E,F	7561	27561	47561	9020	29020	4489	224489	4234489	4
V6 3.2L 3189cc (Mex.)		D	7083	27083	N/A	9122	N/A	4489	224489	4234489	4

**A3 AMBIENTE PLUS**

L4 1.4L 1390cc Turbo (Mex.)			107410	N/A	N/A	9013	29013	N/A	N/A	N/A	
L4 1.8L 1781cc Turbo (Mex.)			7561	27561	47561	9020	29020	4489	224489	4234489	

**A3 CABRIO**

L4 1.8L 1781cc Turbo (Mex.)			7561	27561	47561	9020	29020	4489	224489	4234489	
L4 2.0L 1984cc Turbo (Mex.)			7561	27561	47561	9020	29020	N/A	N/A	N/A	

**A3 QUATTRO**

L4 2.0L 1984cc 121 CID Turbo	CCTA	E,F	7561	27561	47561	9020	29020	4489	224489	4234489	4
------------------------------	------	-----	------	-------	-------	------	-------	------	--------	---------	---

**A3 SPORTBACK AMBIENTE PLUS**

L4 1.4L 1390cc Turbo (Mex.)			107410	N/A	N/A	9013	29013	N/A	N/A	N/A	
-----------------------------	--	--	--------	-----	-----	------	-------	-----	-----	-----	--

N/A = Not Available N/R = Not Required N/S = Not Servicable For cabin air locator chart, see pages 5-12 See pages 13-16 for footnotes

1) ProSelect - Normal Driving - Traditional Change Intervals 2) NAPA Gold - Severe Driving - OE Recommended Intervals 3) NAPA Platinum - Harsh Driving - OE Recommend Intervals

N/A = Non disponible N/R = Non nécessaire N/S = Non réparable Voir le tableau des filtres et d'habitacle aux pages 5-12 Voir pages 13-16 pour des notes

1) NAPA ProSelect et Argent - Conduite normale - Intervalles normaux de remplacement 2) NAPA Or - Conduite difficile - Intervalles recommandés par FEO 3) NAPA Platine - Conduite très difficile - Intervalles recommandés par FEO

N/A = No disponible N/R = No requerido N/S = No Servicable Para el aire de la cabina y tabla de localización de filtro, consulte las páginas 5-12 Ver las páginas 13-16 para las notas al pie de página

1) NAPA ProSelect y Plata - Manejo normal - Intervalos normales de cambio 2) NAPA Oro - Manejo difícil - Intervalos recomendados por el OEM 3) NAPA Platino - Manejo muy difícil - Intervalos recomendados por el OEM

*Italicized Part Numbers May Not Be Available.*

Las piezas con números en *italicas* pueden no estar disponibles.  
Les numéros de pièce en *italiques* peuvent ne pas être disponibles.



## Pass Car Light Truck - Oil - Air - Cabin

AUDI 2011

Year/Año/Année Model/Modelo/Modele Engine/Motor/Moteur	Eng. Code Código de motor Code moteur	VIN NIV NIV	GOLD Oil Aceite Huile	ProSelect Oil Aceite Huile	Platinum Oil Aceite Huile	GOLD Air Aire Air	ProSelect Air Aire Air	GOLD Cabin Air Cabina Aire Cabine Air	ProSelect Cabin Air Cabina Aire Cabine Air	Platinum Cabin Air Cabina Aire Cabine Air	Loc. Cabin Air Cabina Aire Cabine Air
--	---	-------------------	--------------------------------	-------------------------------------	------------------------------------	----------------------------	---------------------------------	--	---	--	--

## AUDI (Cont'd/Suite)

2011 (Cont'd/Suite)

## A3 SPORTBACK AMBIENTE PLUS (Cont'd/Suite)

L4 1.8L 1781cc Turbo (Mex.)			7561	27561	47561	9020	29020	4489	224489	4234489	
-----------------------------	--	--	------	-------	-------	------	-------	------	--------	---------	--

## A3 TDI

L4 2.0L 1968cc 120 CID Turbo Diesel	CBEA		7083	27083	N/A	9020	29020	4489	224489	4234489	4
-------------------------------------	------	--	------	-------	-----	------	-------	------	--------	---------	---

## A4

L4 1.8L 1781cc Turbo (Mex.)			7561	27561	47561	9043	29043	4227	224227	N/A	
L4 2.0L 1984cc 121 CID Turbo	CAEB	F	7561	27561	47561	9043	29043	4227	224227	N/A	7
V6 3.2L 3197cc FSI (Mex.)			7204	27204	N/A	9143	29143	4227	224227	N/A	

## A4 ELITE

V6 3.2L 3197cc (Mex.)			N/A	N/A	N/A	2972	22972	4227	224227	N/A	
-----------------------	--	--	-----	-----	-----	------	-------	------	--------	-----	--

## A4 LUXURY

L4 1.8L 1781cc Turbo (Mex.)			7561	27561	47561	9043	29043	4227	224227	N/A	
L4 2.0L 1984cc Turbo (Mex.)			7561	27561	47561	9043	29043	N/A	N/A	N/A	

## A4 TRENDY

L4 1.8L 1781cc Turbo (Mex.)			7561	27561	47561	9043	29043	4227	224227	N/A	
-----------------------------	--	--	------	-------	-------	------	-------	------	--------	-----	--

## A5

L4 2.0L 1984cc 121 CID Turbo	CAEB	F	7561	27561	47561	9043	29043	4227	224227	N/A	4
V6 3.2L 3197cc FSI (Mex.)			7204	27204	N/A	9143	29143	4227	224227	N/A	

## A5 SPORTBACK ELITE

V6 3.2L 3197cc (Mex.)			7204	27204	N/A			N/A	N/A	N/A	
-----------------------	--	--	------	-------	-----	--	--	-----	-----	-----	--

## A5 SPORTBACK LUXURY

L4 2.0L 1984cc Turbo (Mex.)			N/A	N/A	N/A	9043	29043	N/A	N/A	N/A	
-----------------------------	--	--	-----	-----	-----	------	-------	-----	-----	-----	--

## A6

V6 2.8L 2773cc (Mex.)			7204	27204	N/A	9846	N/A	9375	N/A	N/A	
V6 3.2L 3123cc	CALA	K	7204	27204	N/A	9846	N/A	9375	N/A	N/A	7

## A6 QUATTRO

V6 3.0L 2995cc Super Charged	CCAA	G	7204	27204	N/A	9846	N/A	9375	N/A	N/A	7
V8 4.2L 4163cc	BVJ	V	7330	27330	N/A	9846	N/A	9375	N/A	N/A	7

## A8

V8 4.2L 4163cc	CDRA		7330	27330	N/A	200968	N/A	4439	224439	N/A	8
----------------	------	--	------	-------	-----	--------	-----	------	--------	-----	---

## A8 L

V8 4.2L 4163cc	CDRA		7330	27330	N/A	200968	N/A	4439	224439	N/A	8
----------------	------	--	------	-------	-----	--------	-----	------	--------	-----	---

## Q5

L4 2.0L 1984cc 121 CID Turbo	CAEB	F	7561	27561	47561	9043	29043	4227	224227	N/A	4
V6 3.0L 2967cc Turbo Diesel (Mex.)			7161	N/A	N/A	9143	29143	4227	224227	N/A	
V6 3.2L 3123cc	CALB		7204	27204	N/A	9143	29143	4227	224227	N/A	7

## Q5 ELITE

L4 2.0L 1984cc TFSI Turbo (Mex.)			7561	27561	47561	9043	29043	4227	224227	N/A	
V6 3.2L 3197cc FSI (Mex.)			7204	27204	N/A	9143	29143	4227	224227	N/A	

## Q5 TRENDY

L4 2.0L 1984cc TFSI Turbo (Mex.)			7561	27561	47561	9043	29043	4227	224227	N/A	
----------------------------------	--	--	------	-------	-------	------	-------	------	--------	-----	--

## Q7

V6 3.0L 2995cc Super Charged	CJWB	G	7204	27204	N/A	2859	22859	4631	224631	N/A	7
	CJWC	G	7204	27204	N/A	2859	22859	4631	224631	N/A	7
V8 4.2L 4134cc Turbo Diesel (Mex.)			7161	N/A	N/A	2859	22859	4631	224631	N/A	

## Q7 ELITE QUATTRO

V8 4.2L 4163cc (Mex.)			7330	27330	N/A	2859	22859	N/A	N/A	N/A	
-----------------------	--	--	------	-------	-----	------	-------	-----	-----	-----	--

## Q7 TDI

V6 3.0L 2967cc 181 CID Turbo Diesel	CATA	M	7161	N/A	N/A	2859	22859	4631	224631	N/A	4
-------------------------------------	------	---	------	-----	-----	------	-------	------	--------	-----	---

N/A = Not Available N/R = Not Required N/S = Not Servicable For cabin air locator chart, see pages 5-12 See pages 13-16 for footnotes

1) ProSelect - Normal Driving - Traditional Change Intervals 2) NAPA Gold - Severe Driving - OE Recommended intervals 3) NAPA Platinum - Harsh Driving - OE Recommend Intervals

N/A = Non disponible N/R = Non nécessaire N/S = Non réparable Voir le tableau des filtres et d'habitacle aux pages 5-12 Voir pages 13-16 pour des notes

1) NAPA ProSelect et Argent - Conduite normale - Intervalles normaux de remplacement 2) NAPA Or - Conduite difficile - Intervalles recommandés par FEO 3) NAPA Platine - Conduite très difficile - Intervalles recommandés par FEO

N/A = No disponible N/R = No requerido N/S = No Servicable Para el aire de la cabina y tabla de localización de filtro, consulte las páginas 5-12 Ver las páginas 13-16 para las notas al pie de página

1) NAPA ProSelect y Plata - Manejo normal - Intervalles normales de cambio 2) NAPA Oro - Manejo difícil - Intervalles recomendados por el OEM 3) NAPA Platino - Manejo muy difícil - Intervalles recomendados por el OEM

*Italicized Part Numbers May Not Be Available.*Las piezas con números en *italicas* pueden no estar disponibles.Les numéros de pièce en *italiques* peuvent ne pas être disponibles.P  
a  
s  
s  
C  
a  
r  
L  
i  
g  
h  
t  
T  
r  
u  
c  
k  
O  
i  
l  
-  
A  
i  
r  
-  
C  
a  
b  
i  
n



AUDI 2011-2010

Pass Car Light Truck - Oil - Air - Cabin

Year/Año/Année Model/Modelo/Modèle Engine/Motor/Moteur	Eng. Code Código de motor Code moteur	VIN NIV NIV	GOLD Oil Aceite Huile	ProSelect Oil Aceite Huile	Platinum Oil Aceite Huile	GOLD Air Aire Air	ProSelect Air Aire Air	GOLD Cabin Air Cabina Aire Cabine Air	ProSelect Cabin Air Cabina Aire Cabine Air	Platinum Cabin Air Cabina Aire Cabine Air	Loc. Cabin Air Cabina Aire Cabine Air
--	---	-------------------	--------------------------------	-------------------------------------	------------------------------------	----------------------------	---------------------------------	--	---	--	--

AUDI (Cont'd/Suite)

**2011** (Cont'd/Suite)

<b>R8</b>											
V10 5.2L 5204cc	BUJ		7330	27330	N/A	201027	N/A	9375	N/A	N/A	8
V8 4.2L 4163cc	CNDA		7330	27330	N/A	200975	N/A	9375	N/A	N/A	7
<b>RS 5 QUATTRO</b>											
V8 4.2L 4163cc (Mex.)			7330	27330	N/A	9846	N/A	4765	224765	N/A	
<b>S3</b>											
L4 2.0L 1984cc Turbo (Mex.)						6240	N/A	N/A	N/A	N/A	
<b>S4</b>											
V6 3.0L 2995cc Super Charged	CCBA	G	7204	27204	N/A	9143	29143	4227	224227	N/A	7
<b>S5</b>											
V6 3.0L 2995cc Super Charged	CAKA	G	7204	27204	N/A	9143	29143	4227	224227	N/A	7
	CCBA	G	7204	27204	N/A	9143	29143	4227	224227	N/A	7
V8 4.2L 4163cc	CAUA	V	7330	27330	N/A	9143	29143	4227	224227	N/A	7
<b>S6</b>											
V10 5.2L 5204cc	BXA	N	7330	27330	N/A	9443	N/A	9375	N/A	N/A	3
<b>TT</b>											
L4 2.0L 1984cc 121 CID Turbo	CETA	F	7561	27561	47561	9020	29020	4489	224489	4234489	4
<b>TT COUPE</b>											
L4 1.8L 1781cc Turbo (Mex.)			1393	21393	41393	2472	22472	4322	224322	N/A	
<b>TT QUATTRO S</b>											
L4 2.0L 1984cc 121 CID Turbo	CDMA	F	7187	27187	47187	9020	29020	4489	224489	4234489	4
<b>TT RS</b>											
L5 2.5L 2480cc Turbo (Mex.)			7187	27187	47187	9122	N/A	4489	224489	4234489	

**2010**

<b>A1</b>											
L4 1.4L 1390cc Turbo (Mex.)			107494	N/A	N/A			N/A	N/A	N/A	
<b>A3</b>											
L4 1.4L 1390cc Turbo (Mex.)			107494	N/A	N/A	9013	29013	4489	224489	4234489	
L4 1.8L 1781cc FSI Turbo (Mex.)			7561	27561	47561	9020	29020	4489	224489	4234489	
L4 2.0L 1984cc 121 CID Turbo	CBFA	E,F	7561	27561	47561	9020	29020	4489	224489	4234489	4
	CCTA	E,F	7561	27561	47561	9020	29020	4489	224489	4234489	4
L4 2.0L 1984cc Turbo (Mex.)			7187	27187	47187	9020	29020	4489	224489	4234489	
V6 3.2L 3189cc (Mex.)		D	7083	27083	N/A	9122	N/A	4489	224489	4234489	4
<b>A3 TDI</b>											
L4 2.0L 1968cc 120 CID Turbo Diesel	CBEA		7083	27083	N/A	9020	29020	4489	224489	4234489	4
<b>A4</b>											
L4 1.8L 1798cc 110 CID TFSI Turbo (Mex.)			7561	27561	47561	9043	29043	4227	224227	N/A	
L4 2.0L 1984cc 121 CID Turbo	CAEB	F	7561	27561	47561	9043	29043	4227	224227	N/A	7
V6 3.2L 3123cc (Mex.)			7204	27204	N/A			4227	224227	N/A	
<b>A5</b>											
L4 2.0L 1984cc 121 CID Turbo	CAEB	F	7561	27561	47561	9043	29043	4227	224227	N/A	4
V6 3.2L 3123cc	CALA	K	7204	27204	N/A	9143	29143	4227	224227	N/A	7
<b>A6</b>											
V6 2.8L 2773cc (Mex.)			7204	27204	N/A	9846	N/A	9375	N/A	N/A	
V6 3.0L 2995cc Super Charged	CCAA	G	7204	27204	N/A	9846	N/A	9375	N/A	N/A	7
V6 3.2L 3123cc	CALA	K	7204	27204	N/A	9846	N/A	9375	N/A	N/A	7
V8 4.2L 4163cc	BVJ	V	7330	27330	N/A	9846	N/A	9375	N/A	N/A	7

N/A = Not Available N/R = Not Required N/S = Not Servicable For cabin air locator chart, see pages 5-12 See pages 13-16 for footnotes

1) ProSelect - Normal Driving - Traditional Change Intervals 2) NAPA Gold - Severe Driving - OE Recommended Intervals 3) NAPA Platinum - Harsh Driving - OE Recommend Intervals

N/A = Non disponible N/R = Non nécessaire N/S = Non réparable Voir le tableau des filtres et d'habitacle aux pages 5-12 Voir pages 13-16 pour des notes

1) NAPA ProSelect et Argent - Conduite normale - Intervalles normaux de remplacement 2) NAPA Or - Conduite difficile - Intervalles recommandés par FEO 3) NAPA Platine - Conduite très difficile - Intervalles recommandés par FEO

N/A = No disponible N/R = No requerido N/S = No Servicable Para el aire de la cabina y tabla de localización de filtro, consulte las páginas 5-12 Ver las páginas 13-16 para las notas al pie de página

1) NAPA ProSelect y Plata - Manejo normal - Intervalos normales de cambio 2) NAPA Oro - Manejo difícil - Intervalos recomendados por el OEM 3) NAPA Platino - Manejo muy difícil - Intervalos recomendados por el OEM

*Italicized Part Numbers May Not Be Available.*

Las piezas con números en *italicas* pueden no estar disponibles.  
Les numéros de pièce en *italiques* peuvent ne pas être disponibles.





Pass Car Light Truck - Oil - Air - Cabin

AUDI 2010-2009

Year/Año/Année Model/Modelo/Modèle Engine/Motor/Moteur	Eng. Code Código de motor Code moteur	VIN NIV NIV	GOLD Oil Aceite Huile	ProSelect Oil Aceite Huile	Platinum Oil Aceite Huile	GOLD Air Aire Air	ProSelect Air Aire Air	GOLD Cabin Air Cabina Aire Cabine Air	ProSelect Cabin Air Cabina Aire Cabine Air	Platinum Cabin Air Cabina Aire Cabine Air	Loc. Cabin Air Cabina Aire Cabine Air
--	---	-------------------	--------------------------------	-------------------------------------	------------------------------------	----------------------------	---------------------------------	--	---	--	--

AUDI (Cont'd/Suite)

**2010** (Cont'd/Suite)

**A8**

V8 4.2L 4163cc	BJV	V	7330	27330	N/A	9620	N/A	N/A	N/A	N/A	
W12 6.0L 5998cc (Mex.)	BSB					9241	N/A	N/A	N/A	N/A	

**A8 L**

V8 4.2L 4163cc	BJV	V	7330	27330	N/A	9620	N/A	N/A	N/A	N/A	
----------------	-----	---	------	-------	-----	------	-----	-----	-----	-----	--

**Q5**

L4 2.0L 1984cc TFSI Turbo (Mex.)	CNCB		7561	27561	47561	9043	29043	4227	224227	N/A	
V6 3.0L 2967cc Turbo Diesel (Mex.)			7161	N/A	N/A	9143	29143	4227	224227	N/A	
V6 3.2L 3123cc	CALB		7204	27204	N/A	9143	29143	4227	224227	N/A	7

**Q5 ELITE**

L4 2.0L 1984cc TFSI Turbo (Mex.)			7561	27561	47561	9043	29043	4227	224227	N/A	
----------------------------------	--	--	------	-------	-------	------	-------	------	--------	-----	--

**Q7**

V8 3.6L 3597cc	BHK	Y	1212	21212	N/A	2859	22859	4631	224631	N/A	4
V8 4.2L 4134cc Turbo Diesel (Mex.)			7161	N/A	N/A	2859	22859	4631	224631	N/A	
V8 4.2L 4163cc	BAR		7330	27330	N/A	2859	22859	4631	224631	N/A	4

**Q7 TDI**

V6 3.0L 2967cc 181 CID Turbo Diesel	CATA	M	7161	N/A	N/A	2859	22859	4631	224631	N/A	4
-------------------------------------	------	---	------	-----	-----	------	-------	------	--------	-----	---

**R8**

V10 5.2L 5204cc	BUJ		7330	27330	N/A	201027	N/A	9375	N/A	N/A	8
V8 4.2L 4163cc	BYH	U	7330	27330	N/A	200975	N/A	9375	N/A	N/A	7

**RS6**

V10 5.0L 4991cc Turbo (Mex.)			7330	27330	N/A			N/A	N/A	N/A	
------------------------------	--	--	------	-------	-----	--	--	-----	-----	-----	--

**S3**

L4 2.0L 1984cc Turbo (Mex.)			1516 <sup>53</sup>	21516 <sup>70</sup>	41516	N/S	N/S	N/S	N/S	N/A	
-----------------------------	--	--	--------------------	---------------------	-------	-----	-----	-----	-----	-----	--

**S4**

V6 3.0L 2995cc Super Charged	CCBA	G	7204	27204	N/A	9143	29143	4227	224227	N/A	7
------------------------------	------	---	------	-------	-----	------	-------	------	--------	-----	---

**S5**

V6 3.0L 2995cc Super Charged	CAKA	G	7204	27204	N/A	9143	29143	4227	224227	N/A	7
	CCBA	G	7204	27204	N/A	9143	29143	4227	224227	N/A	7
V8 4.2L 4163cc	CAUA	V	7330	27330	N/A	9143	29143	4227	224227	N/A	7

**S6**

V10 5.2L 5204cc	BXA	N	7330	27330	N/A	9443	N/A	9375	N/A	N/A	7
V10 5.2L 5204cc (Mex.)			7204	27204	N/A			9375	N/A	N/A	

**S8**

V10 5.2L 5204cc (Mex.)			7204	27204	N/A	9241	N/A	N/A	N/A	N/A	
------------------------	--	--	------	-------	-----	------	-----	-----	-----	-----	--

**TT**

L4 2.0L 1984cc Turbo (Mex.)			7187	27187	47187	9020	29020	4489	224489	4234489	
V6 3.2L 3189cc (Mex.)	BUB		7083	27083	N/A	9122	N/A	4489	224489	4234489	

**TT QUATTRO**

L4 2.0L 1984cc 121 CID Turbo	CCTA	F	7561	27561	47561	9020	29020	4489	224489	4234489	4
------------------------------	------	---	------	-------	-------	------	-------	------	--------	---------	---

**TT QUATTRO S**

L4 2.0L 1984cc 121 CID Turbo	CDMA	F	7187	27187	47187	9020	29020	4489	224489	4234489	4
------------------------------	------	---	------	-------	-------	------	-------	------	--------	---------	---

**2009**

**A3**

L4 1.4L 1390cc Turbo (Mex.)			107467	N/A	N/A	9013	29013	4489	224489	4234489	
L4 1.4L TFSI (Mex.)			107467	N/A	N/A	9013	29013	4489	224489	4234489	
L4 1.8L 1781cc FSI Turbo (Mex.)			7561	27561	47561	9020	29020	4489	224489	4234489	
L4 2.0L 1984cc 121 CID Turbo	CBFA	E,F	7561	27561	47561	9020	29020	4489	224489	4234489	4
	CCTA	E,F	7561	27561	47561	9020	29020	4489	224489	4234489	4

N/A = Not Available N/R = Not Required N/S = Not Servicable For cabin air locator chart, see pages 5-12 See pages 13-16 for footnotes

1) ProSelect - Normal Driving - Traditional Change Intervals 2) NAPA Gold - Severe Driving - OE Recommended intervals 3) NAPA Platinum - Harsh Driving - OE Recommend Intervals

N/A = Non disponible N/R = Non nécessaire N/S = Non réparable Voir le tableau des filtres et d'habitacle aux pages 5-12 Voir pages 13-16 pour des notes

1) NAPA ProSelect et Argent - Conduite normale - Intervalles normaux de remplacement 2) NAPA Or - Conduite difficile - Intervalles recommandés par FEO 3) NAPA Platine - Conduite très difficile - Intervalles recommandés par FEO

N/A = No disponible N/R = No requerido N/S = No Servicable Para el aire de la cabina y tabla de localización de filtro, consulte las páginas 5-12 Ver las páginas 13-16 para las notas al pie de página

1) NAPA ProSelect y Plata - Manejo normal - Intervalles normales de cambio 2) NAPA Oro - Manejo difícil - Intervalles recomendados por el OEM 3) NAPA Platino - Manejo muy difícil - Intervalles recomendados por el OEM

*Italicized Part Numbers May Not Be Available.*

Las piezas con números en *italicas* pueden no estar disponibles.

Les numéros de pièce en *italiques* peuvent ne pas être disponibles.

P  
a  
s  
s  
C  
a  
r  
L  
i  
g  
h  
t  
T  
r  
u  
c  
k  
O  
i  
l  
-  
A  
i  
r  
-  
C  
a  
b  
i  
n



AUDI 2009

## Pass Car Light Truck - Oil - Air - Cabin

Year/Año/Année Model/Modelo/Modèle Engine/Motor/Moteur	Eng. Code Código de motor Code moteur	VIN NIV NIV	GOLD Oil Aceite Huile	ProSelect Oil Aceite Huile	Platinum Oil Aceite Huile	GOLD Air Aire Air	ProSelect Air Aire Air	GOLD Cabin Air Cabina Aire Cabine Air	ProSelect Cabin Air Cabina Aire Cabine Air	Platinum Cabin Air Cabina Aire Cabine Air	Loc. Cabin Air Cabina Aire Cabine Air
--	---	-------------------	--------------------------------	-------------------------------------	------------------------------------	----------------------------	---------------------------------	--	---	--	--

## AUDI (Cont'd/Suite)

2009 (Cont'd/Suite)

## A3 (Cont'd/Suite)

V6 3.2L 3189cc 195 CID	CBRA	D	7083	27083	N/A	9122	N/A	4489	224489	4234489	4
------------------------	------	---	------	-------	-----	------	-----	------	--------	---------	---

## A4

L4 1.8L 1798cc 110 CID TFSI Turbo (Mex.)			7561	27561	47561	9043	29043	4227	224227	N/A	
L4 2.0L 1984cc 121 CID Turbo	BWT	F	7187	27187	47187	2972	22972	4765	224765	N/A	1
	CAEB	F	7561	27561	47561	9043	29043	4227	224227	N/A	7
V6 3.2L 3123cc	BKH	H	7204	27204	N/A	2972	22972	4765	224765	N/A	1
	CALA	K	7204	27204	N/A	9143	29143	4227	224227	N/A	7
V6 3.2L 3197cc (Mex.)						2972	22972	N/A	N/A	N/A	

## A5

V6 3.2L 3123cc	CALA	K	7204	27204	N/A	9143	29143	4227	224227	N/A	7
----------------	------	---	------	-------	-----	------	-------	------	--------	-----	---

## A6

V6 2.8L 2773cc (Mex.)			7204	27204	N/A	9846	N/A	9375	N/A	N/A	
V6 3.0L 2995cc Super Charged	CAJA	G	7204	27204	N/A	9846	N/A	9375	N/A	N/A	7
	CCAA	G	7204	27204	N/A	9846	N/A	9375	N/A	N/A	7
V6 3.2L 3123cc	BKH	H	7204	27204	N/A	9846	N/A	9375	N/A	N/A	7
V8 4.2L 4163cc	BVJ	V	7330	27330	N/A	9846	N/A	9375	N/A	N/A	7

## A8

V8 4.2L 4163cc	BVJ	V	7330	27330	N/A	9620	N/A	N/A	N/A	N/A	
----------------	-----	---	------	-------	-----	------	-----	-----	-----	-----	--

## A8 L

V8 4.2L 4163cc	BVJ	V	7330	27330	N/A	9620	N/A	N/A	N/A	N/A	
W12 6.0L 5998cc	BSB	R	7562	N/A	N/A	9241	N/A	N/A	N/A	N/A	

## Q5

V6 3.2L 3123cc	CALB		7204	27204	N/A	9143	29143	4227	224227	N/A	7
----------------	------	--	------	-------	-----	------	-------	------	--------	-----	---

## Q5 ELITE

L4 2.0L 1984cc TFSI Turbo (Mex.)			7561	27561	47561	9043	29043	4227	224227	N/A	
----------------------------------	--	--	------	-------	-------	------	-------	------	--------	-----	--

## Q7

V6 3.6L 3597cc (Mex.)			1212	21212	N/A	2859	22859	N/A	N/A	N/A	
V8 3.6L 3597cc	BHK	Y	1212	21212	N/A	2859	22859	4631	224631	N/A	4
V8 4.2L 4163cc	BAR		7330	27330	N/A	2859	22859	4631	224631	N/A	4

## Q7 TDI

V6 3.0L 2967cc 181 CID Turbo Diesel	CATA	M	7161	N/A	N/A	2859	22859	4631	224631	N/A	4
-------------------------------------	------	---	------	-----	-----	------	-------	------	--------	-----	---

## R8

V10 5.2L 5204cc	BUJ		7330	27330	N/A	201027	N/A	9375	N/A	N/A	8
V8 4.2L 4163cc	BYH	U	7330	27330	N/A	200975	N/A	9375	N/A	N/A	7

## S3

L4 2.0L 1984cc Turbo (Mex.)						6240	N/A	N/A	N/A	N/A	
-----------------------------	--	--	--	--	--	------	-----	-----	-----	-----	--

## S4

V8 4.2L 4163cc	BHF	L	7329	N/A	N/A	9842	N/A	4765	224765	N/A	1
----------------	-----	---	------	-----	-----	------	-----	------	--------	-----	---

## S5

V8 4.2L 4163cc	CAUA	V	7330	27330	N/A	9143	29143	4227	224227	N/A	7
----------------	------	---	------	-------	-----	------	-------	------	--------	-----	---

## S6

V10 5.2L 5204cc	BXA	N	7330	27330	N/A	9443	N/A	9375	N/A	N/A	7
-----------------	-----	---	------	-------	-----	------	-----	------	-----	-----	---

## S8

V10 5.2L 5204cc	BSM	N	7330	27330	N/A	9241	N/A	N/A	N/A	N/A	
-----------------	-----	---	------	-------	-----	------	-----	-----	-----	-----	--

## TT

L4 2.0L 1984cc 121 CID Turbo	BPY	F	7187	27187	47187	9843	29843	4489	224489	4234489	4
	CCTA	F	7561	27561	47561	9020	29020	4489	224489	4234489	4

N/A = Not Available N/R = Not Required N/S = Not Servicable For cabin air locator chart, see pages 5-12 See pages 13-16 for footnotes

1) ProSelect - Normal Driving - Traditional Change Intervals 2) NAPA Gold - Severe Driving - OE Recommended intervals 3) NAPA Platinum - Harsh Driving - OE Recommend Intervals

N/A = Non disponible N/R = Non nécessaire N/S = Non réparable Voir le tableau des filtres et d'habitacle aux pages 5-12 Voir pages 13-16 pour des notes

1) NAPA ProSelect et Argent - Conduite normale - Intervalles normaux de remplacement 2) NAPA Or - Conduite difficile - Intervalles recommandés par FEO 3) NAPA Platine - Conduite très difficile - Intervalles recommandés par FEO

N/A = No disponible N/R = No requerido N/S = No Servicable Para el aire de la cabina y tabla de localización de filtro, consulte las páginas 5-12 Ver las páginas 13-16 para las notas al pie de página

1) NAPA ProSelect y Plata - Manejo normal - Intervalos normales de cambio 2) NAPA Oro - Manejo difícil - Intervalos recomendados por el OEM 3) NAPA Platino - Manejo muy difícil - Intervalos recomendados por el OEM

Italicized Part Numbers May Not Be Available.

Las piezas con números en *italicas* pueden no estar disponibles.  
Les numéros de pièce en *italiques* peuvent ne pas être disponibles.



## Pass Car Light Truck - Oil - Air - Cabin

AUDI 2009-2008

Year/Año/Année Model/Modelo/Modèle Engine/Motor/Moteur	Eng. Code Código de motor Code moteur	VIN NIV NIV	GOLD Oil Aceite Huile	ProSelect Oil Aceite Huile	Platinum Oil Aceite Huile	GOLD Air Aire Air	ProSelect Air Aire Air	GOLD Cabin Air Cabina Aire Cabine Air	ProSelect Cabin Air Cabina Aire Cabine Air	Platinum Cabin Air Cabina Aire Cabine Air	Loc. Cabin Air Cabina Aire Cabine Air
--	---	-------------------	--------------------------------	-------------------------------------	------------------------------------	----------------------------	---------------------------------	--	---	--	--

## AUDI (Cont'd/Suite)

## 2009 (Cont'd/Suite)

## TT QUATTRO

V6 3.2L 3189cc 195 CID	CBRA	D	7083	27083	N/A	9122 <sup>155</sup> 200307 <sup>376</sup>	N/A <sup>155</sup> N/A <sup>376</sup>	4489	224489	4234489	4
------------------------	------	---	------	-------	-----	--	--	------	--------	---------	---

## TT QUATTRO S

L4 2.0L 1984cc 121 CID Turbo	CDMA	F	7187	27187	47187	9020	29020	4489	224489	4234489	4
------------------------------	------	---	------	-------	-------	------	-------	------	--------	---------	---

## 2008

## A3

L4 1.4L 1390cc Turbo (Mex.)			107467	N/A	N/A	9013	29013	4489	224489	4234489	
L4 1.8L 1781cc FSI Turbo (Mex.)			7561	27561	47561	9020	29020	4489	224489	4234489	
L4 2.0L 1984cc 121 CID Turbo	BPY	F	7187	27187	47187	9843	29843	4489	224489	4234489	4
	CBFA	E,F	7561	27561	47561	9020	29020	4489	224489	4234489	4
	CCTA	E,F	7561	27561	47561	9020	29020	4489	224489	4234489	4
V6 3.2L 3189cc 195 CID	CBRA	D	7083	27083	N/A	9122	N/A	4489	224489	4234489	4

## A4

L4 1.8L 1798cc 110 CID TFSI Turbo (Mex.)			7561	27561	47561	9043	29043	4227	224227	N/A	
L4 2.0L 1984cc 121 CID Turbo	BWT	F	7187	27187	47187	2972	22972	4765	224765	N/A	1
V6 3.2L 3123cc	BKH	H	7204	27204	N/A	2972	22972	4765	224765	N/A	1

## A4 VANGARD

L4 1.8L 1781cc Turbo			1393	21393	41393	2295	22295	4765	224765	N/A	
----------------------	--	--	------	-------	-------	------	-------	------	--------	-----	--

## A5

V6 3.2L 3123cc	CALA	H	7204	27204	N/A	9143	29143	4227	224227	N/A	7
----------------	------	---	------	-------	-----	------	-------	------	--------	-----	---

## A6

V6 2.8L 2773cc (Mex.)			7204	27204	N/A	9846	N/A	9375	N/A	N/A	
V6 3.2L 3123cc	BKH	H	7204	27204	N/A	9846	N/A	9375	N/A	N/A	7
V8 4.2L 4163cc	BVJ	V	7330	27330	N/A	9846	N/A	9375	N/A	N/A	7

## A8

V8 4.2L 4163cc	BVJ	V	7330	27330	N/A	9620	N/A	N/A	N/A	N/A	
----------------	-----	---	------	-------	-----	------	-----	-----	-----	-----	--

## A8 L

V8 4.2L 4163cc	BVJ	V	7330	27330	N/A	9620	N/A	N/A	N/A	N/A	
W12 6.0L 5998cc	BSB	R	7562	N/A	N/A	9241	N/A	N/A	N/A	N/A	

## Q7

V6 3.0L 2967cc Turbo Diesel (Mex.)			7161	N/A	N/A	2859	22859	N/A	N/A	N/A	
V6 3.6L 3597cc		Y	1212	21212	N/A	2859	22859	4631	224631	N/A	4
V6 3.6L 3597cc (Mex.)			1212	21212	N/A	2859	22859	4631	224631	N/A	
V8 4.2L 4134cc Turbo Diesel (Mex.)			7161	N/A	N/A	2859	22859	4631	224631	N/A	
V8 4.2L 4163cc	BAR		7330	27330	N/A	2859	22859	4631	224631	N/A	4

## R8

V8 4.2L 4163cc	BYH	U	7330	27330	N/A	200975	N/A	9375	N/A	N/A	7
----------------	-----	---	------	-------	-----	--------	-----	------	-----	-----	---

## RS4

V8 4.2L 4172cc	BNS	U	7330	27330	N/A	9842	N/A	4765	224765	N/A	1
----------------	-----	---	------	-------	-----	------	-----	------	--------	-----	---

## S3

L4 2.0L 1984cc Turbo (Mex.)						6240	N/A	N/A	N/A	N/A	
-----------------------------	--	--	--	--	--	------	-----	-----	-----	-----	--

## S4

V8 4.2L 4163cc	BHF	L	7329	N/A	N/A	9842	N/A	4765	224765	N/A	1
----------------	-----	---	------	-----	-----	------	-----	------	--------	-----	---

## S4 AVANT

V8 4.2L 4163cc	BHF	L	7329	N/A	N/A	9842	N/A	4765	224765	N/A	1
----------------	-----	---	------	-----	-----	------	-----	------	--------	-----	---

## S5

V8 4.2L 4163cc	CAUA	V	7330	27330	N/A	9143	29143	4227	224227	N/A	7
----------------	------	---	------	-------	-----	------	-------	------	--------	-----	---

N/A = Not Available N/R = Not Required N/S = Not Servicable For cabin air locator chart, see pages 5-12 See pages 13-16 for footnotes

1) ProSelect - Normal Driving - Traditional Change Intervals 2) NAPA Gold - Severe Driving - OE Recommended Intervals 3) NAPA Platinum - Harsh Driving - OE Recommended Intervals

N/A = Non disponible N/R = Non nécessaire N/S = Non réparable Voir le tableau des filtres et d'habitacle aux pages 5-12 Voir pages 13-16 pour des notes

1) NAPA ProSelect et Argent - Conduite normale - Intervalles normaux de remplacement 2) NAPA Or - Conduite difficile - Intervalles recommandés par FEO 3) NAPA Platine - Conduite très difficile - Intervalles recommandés par FEO

N/A = No disponible N/R = No requerido N/S = No Servicable Para el aire de la cabina y tabla de localización de filtro, consulte las páginas 5-12 Ver las páginas 13-16 para las notas al pie de página

1) NAPA ProSelect y Plata - Manejo normal - Intervalles normales de cambio 2) NAPA Oro - Manejo difícil - Intervalles recomendados por el OEM 3) NAPA Platino - Manejo muy difícil - Intervalles recomendados por el OEM

*Italicized Part Numbers May Not Be Available.*

Las piezas con números en *italicas* pueden no estar disponibles.

Les numéros de pièce en *italiques* peuvent ne pas être disponibles.



AUDI 2008-2006

Pass Car Light Truck - Oil - Air - Cabin

Year/Año/Année Model/Modelo/Modèle Engine/Motor/Moteur	Eng. Code Código de motor Code moteur	VIN NIV NIV	GOLD Oil Aceite Huile	ProSelect Oil Aceite Huile	Platinum Oil Aceite Huile	GOLD Air Aire Air	ProSelect Air Aire Air	GOLD Cabin Air Cabina Aire Cabine Air	ProSelect Cabin Air Cabina Aire Cabine Air	Platinum Cabin Air Cabina Aire Cabine Air	Loc. Cabin Air Cabina Aire Cabine Air
--	---	-------------------	--------------------------------	-------------------------------------	------------------------------------	----------------------------	---------------------------------	--	---	--	--

## AUDI (Cont'd/Suite)

## 2008 (Cont'd/Suite)

S6											
V10 5.2L 5204cc	BXA	N	7330	27330	N/A	9443	N/A	9375	N/A	N/A	7
S8											
V10 5.2L 5204cc	BSM	N	7330	27330	N/A	9241	N/A	N/A	N/A	N/A	
TT											
L4 2.0L 1984cc 121 CID Turbo	BPY	F	7187	27187	47187	9843	29843	4489	224489	4234489	4
	CCTA	F	7561	27561	47561	9020	29020	4489	224489	4234489	4
V6 3.2L 3189cc 195 CID	CBRA	D	7083	27083	N/A	9122 <sup>155</sup> 200307 <sup>376</sup>	N/A <sup>155</sup> N/A <sup>376</sup>	4489	224489	4234489	4

## 2007

A3											
L4 1.8L 1781cc FSI Turbo (Mex.)			7561	27561	47561	9020	29020	4489	224489	4234489	
L4 2.0L 1984cc 121 CID Turbo	BPY	F	7187	27187	47187	9843	29843	4489	224489	4234489	4
V6 3.2L 3189cc 195 CID	BUB	D	7083	27083	N/A	9122	N/A	4489	224489	4234489	4
A4											
L4 2.0L 1984cc 121 CID Turbo	BWT	F	7187	27187	47187	2972	22972	4765	224765	N/A	1
V6 3.2L 3123cc	BKH	H	7204	27204	N/A	2972	22972	4765	224765	N/A	1
A4 VANGARD											
L4 1.8L 1781cc Turbo			1393	21393	41393	2295	22295	4765	224765	N/A	
A6											
V6 3.2L 3123cc	BKH	H	7204	27204	N/A	9846	N/A	9375	N/A	N/A	7
V8 4.2L 4163cc	BVJ	V	7330	27330	N/A	9846	N/A	9375	N/A	N/A	7
A8											
V8 4.2L 4163cc	BVJ	V	7330	27330	N/A	9620	N/A	N/A	N/A	N/A	
A8 L											
V8 4.2L 4163cc	BVJ	V	7330	27330	N/A	9620	N/A	N/A	N/A	N/A	
W12 6.0L 5998cc	BSB	R	7562	N/A	N/A	9241	N/A	N/A	N/A	N/A	
Q7											
V6 3.6L 3597cc		Y	1212	21212	N/A	2859	22859	4631	224631	N/A	4
V6 3.6L 3597cc (Mex.)			1212	21212	N/A	2859	22859	4631	224631	N/A	
V8 4.2L 4163cc	BAR	V	7330	27330	N/A	2859	22859	4631	224631	N/A	4
RS4											
V8 4.2L 4172cc	BNS	U	7330	27330	N/A	9842	N/A	4765	224765	N/A	1
S4											
V8 4.2L 4163cc	BHF	L	7329	N/A	N/A	9842	N/A	4765	224765	N/A	1
S4 AVANT											
V8 4.2L 4163cc	BHF	L	7329	N/A	N/A	9842	N/A	4765	224765	N/A	1
S6											
V10 5.2L 5204cc	BXA	N	7330	27330	N/A	9443	N/A	9375	N/A	N/A	7
S8											
V10 5.2L 5204cc	BSM	N	7330	27330	N/A	9241	N/A	N/A	N/A	N/A	
TT											
L4 2.0L 1984cc Turbo (Mex.)		F	7187	27187	47187			N/A	N/A	N/A	
V6 3.2L 3189cc (Mex.)	BHE					2472	22472	N/A	N/A	N/A	
	BUB					2472	22472	N/A	N/A	N/A	
	CBRA					2472	22472	N/A	N/A	N/A	

## 2006

A3											
L4 1.8L 1781cc FSI Turbo (Mex.)			7561	27561	47561	9020	29020	4489	224489	4234489	
L4 2.0L 1984cc 121 CID Turbo	BPY	F	7187	27187	47187	9843	29843	4489	224489	4234489	4

N/A = Not Available N/R = Not Required N/S = Not Servicable For cabin air locator chart, see pages 5-12 See pages 13-16 for footnotes

1) ProSelect - Normal Driving - Traditional Change Intervals 2) NAPA Gold - Severe Driving - OE Recommended intervals 3) NAPA Platinum - Harsh Driving - OE Recommend Intervals

N/A = Non disponible N/R = Non nécessaire N/S = Non réparable Voir le tableau des filtres et d'habitacle aux pages 5-12 Voir pages 13-16 pour des notes

1) NAPA ProSelect et Argent - Conduite normale - Intervalles normaux de remplacement 2) NAPA Or - Conduite difficile - Intervalles recommandés par FEO 3) NAPA Platine - Conduite très difficile - Intervalles recommandés par FEO

N/A = No disponible N/R = No requerido N/S = No Servicable Para el aire de la cabina y tabla de localización de filtro, consulte las páginas 5-12 Ver las páginas 13-16 para las notas al pie de página

1) NAPA ProSelect y Plata - Manejo normal - Intervalos normales de cambio 2) NAPA Oro - Manejo difícil - Intervalos recomendados por el OEM 3) NAPA Platino - Manejo muy difícil - Intervalos recomendados por el OEM

Italicized Part Numbers May Not Be Available.

Las piezas con números en *italicas* pueden no estar disponibles.  
Les numéros de pièce en *italiques* peuvent ne pas être disponibles.



## Pass Car Light Truck - Oil - Air - Cabin

AUDI 2006-2005

Year/Año/Année Model/Modelo/Modèle Engine/Motor/Moteur	Eng. Code Código de motor Code moteur	VIN NIV NIV	GOLD Oil Aceite Huile	ProSelect Oil Aceite Huile	Platinum Oil Aceite Huile	GOLD Air Aire Air	ProSelect Air Aire Air	GOLD Cabin Air Cabina Aire Cabine Air	ProSelect Cabin Air Cabina Aire Cabine Air	Platinum Cabin Air Cabina Aire Cabine Air	Loc. Cabin Air Cabina Aire Cabine Air
--	---	-------------------	--------------------------------	-------------------------------------	------------------------------------	----------------------------	---------------------------------	--	---	--	--

## AUDI (Cont'd/Suite)

## 2006 (Cont'd/Suite)

## A3 (Cont'd/Suite)

V6 3.2L 3189cc 195 CID	BUB	D	7083	27083	N/A	9122	N/A	4489	224489	4234489	4
------------------------	-----	---	------	-------	-----	------	-----	------	--------	---------	---

## A4

L4 1.8L 1781cc Turbo	AMB	C	1191	21191	N/A	2972	22972	4765	224765	N/A	1
L4 2.0L 1984cc 121 CID Turbo	BPG	F	7187	27187	47187	2972	22972	4765	224765	N/A	1
V6 3.0L 2976cc	BGN	T	1355	21355	N/A	2972	22972	4765	224765	N/A	1
V6 3.2L 3123cc	BKH	G	7204	27204	N/A	2972	22972	4765	224765	N/A	1

## A6

V6 3.0L 2976cc (Mex.)		T	1355	21355	N/A	2295	22295	4765	224765	N/A	1
V6 3.2L 3123cc	BKH	G	7204	27204	N/A	9846	N/A	9375	N/A	N/A	7
V8 4.2L 4163cc	BNK	L	7329	N/A	N/A	9846	N/A	9375	N/A	N/A	7

## A8

V8 4.2L 4172cc	BGK	L	7329	N/A	N/A	9620	N/A	N/A	N/A	N/A	
----------------	-----	---	------	-----	-----	------	-----	-----	-----	-----	--

## A8 L

V8 4.2L 4172cc	BGK	L	7329	N/A	N/A	9620	N/A	N/A	N/A	N/A	
W12 6.0L 5998cc	BSB	R	7562	N/A	N/A	9241	N/A	N/A	N/A	N/A	

## S4

V8 4.2L 4163cc	BHF	L	7329	N/A	N/A	9842	N/A	4765	224765	N/A	1
----------------	-----	---	------	-----	-----	------	-----	------	--------	-----	---

## S4 AVANT

V8 4.2L 4163cc	BHF	L	7329	N/A	N/A	9842	N/A	4765	224765	N/A	1
----------------	-----	---	------	-----	-----	------	-----	------	--------	-----	---

## TT

L4 1.8L 1781cc Turbo	AWP	C	1393	21393	41393	2472	22472	4322 <sup>78</sup>	224322 <sup>78</sup>	N/A <sup>78</sup>	1
----------------------	-----	---	------	-------	-------	------	-------	--------------------	----------------------	-------------------	---

## TT QUATTRO

L4 1.8L 1781cc Turbo	BEA	T	1393	21393	41393	2472	22472	4322 <sup>78</sup>	224322 <sup>78</sup>	N/A <sup>78</sup>	1
V6 3.2L 3189cc 195 CID	BHE		7083	27083	N/A	2472	22472	4322 <sup>78</sup>	224322 <sup>78</sup>	N/A <sup>78</sup>	2

## 2005

## A3

L4 2.0L 1984cc TFSI Turbo (Mex.)			7187	27187	47187	9843	29843	4489	224489	4234489	
V6 3.2L 3189cc (Mex.)		D	7083	27083	N/A	9122	N/A	4489	224489	4234489	4

## A4

L4 1.8L 1781cc Turbo	AMB	C	1393	21393	41393	2972	22972	4765	224765	N/A	1
L4 2.0L 1984cc 121 CID Turbo	BPG	F	7187	27187	47187	2972	22972	4765	224765	N/A	1
V6 3.0L 2976cc	BGN	T	1355	21355	N/A	2972	22972	4765	224765	N/A	1
V6 3.2L 3123cc	BKH	G	7204	27204	N/A	2972	22972	4765	224765	N/A	1

## A4 QUATTRO

L4 1.8L 1781cc Turbo	AMB	C	1191	21191	N/A	2972	22972	4765	224765	N/A	1
----------------------	-----	---	------	-------	-----	------	-------	------	--------	-----	---

## A4 QUATTRO AVANT

L4 2.0L 1984cc 121 CID Turbo	BPG	F	7187	27187	47187	2972	22972	4765	224765	N/A	1
V6 3.0L 2976cc	BGN	T	1355	21355	N/A	2972	22972	4765	224765	N/A	1
V6 3.2L 3123cc	BKH	G	7204	27204	N/A	2972	22972	4765	224765	N/A	1

## A6

V6 3.0L 2976cc (Mex.)		T	1355	21355	N/A	2295	22295	4765	224765	N/A	1
V8 4.2L 4163cc	BNK	L	7329	N/A	N/A	9846	N/A	9375	N/A	N/A	7

## A6 QUATTRO

V6 3.2L 3123cc	BKH	G	7204	27204	N/A	9846	N/A	9375	N/A	N/A	7
----------------	-----	---	------	-------	-----	------	-----	------	-----	-----	---

## A8

V8 4.2L 4172cc	BFM		7329	N/A	N/A	9620	N/A	N/A	N/A	N/A	
----------------	-----	--	------	-----	-----	------	-----	-----	-----	-----	--

## A8 L

V8 4.2L 4172cc	BFM	L	7329	N/A	N/A	9620	N/A	N/A	N/A	N/A	
W12 6.0L 5998cc	BSB	R	7562	N/A	N/A	9241	N/A	N/A	N/A	N/A	

N/A = Not Available N/R = Not Required N/S = Not Servicable For cabin air locator chart, see pages 5-12 See pages 13-16 for footnotes

1) ProSelect - Normal Driving - Traditional Change Intervals 2) NAPA Gold - Severe Driving - OE Recommended intervals 3) NAPA Platinum - Harsh Driving - OE Recommend Intervals

N/A = Non disponible N/R = Non nécessaire N/S = Non réparable Voir le tableau des filtres et d'habitacle aux pages 5-12 Voir pages 13-16 pour des notes

1) NAPA ProSelect et Argent - Conduite normale - Intervalles normaux de remplacement 2) NAPA Or - Conduite difficile - Intervalles recommandés par FEO 3) NAPA Platine - Conduite très difficile - Intervalles recommandés par FEO

N/A = No disponible N/R = No requerido N/S = No Servicable Para el aire de la cabina y tabla de localización de filtro, consulte las páginas 5-12 Ver las páginas 13-16 para las notas al pie de página

1) NAPA ProSelect y Plata - Manejo normal - Intervallos normales de cambio 2) NAPA Oro - Manejo difícil - Intervallos recomendados por el OEM 3) NAPA Platino - Manejo muy difícil - Intervallos recomendados por el OEM

*Italicized Part Numbers May Not Be Available.*Las piezas con números en *italicas* pueden no estar disponibles.Les numéros de pièce en *italiques* peuvent ne pas être disponibles.

Pass Car Light Truck Oil - Cabin



AUDI 2005-2004

## Pass Car Light Truck - Oil - Air - Cabin

Year/Año/Année Model/Modelo/Modèle Engine/Motor/Moteur	Eng. Code Código de motor Code moteur	VIN NIV NIV	GOLD Oil Aceite Huile	ProSelect Oil Aceite Huile	Platinum Oil Aceite Huile	GOLD Air Aire Air	ProSelect Air Aire Air	GOLD Cabin Air Cabina Aire Cabine Air	ProSelect Cabin Air Cabina Aire Cabine Air	Platinum Cabin Air Cabina Aire Cabine Air	Loc. Cabin Air Cabina Aire Cabine Air
--	---	-------------------	--------------------------------	-------------------------------------	------------------------------------	----------------------------	---------------------------------	--	---	--	--

## AUDI (Cont'd/Suite)

## 2005 (Cont'd/Suite)

## ALLROAD QUATTRO

V6 2.7L 2671cc Turbo	BEL	D	1355	21355	N/A	2295	22295	4765	224765	N/A	1
V8 4.2L 4172cc	BAS	L	7329	N/A	N/A	2295	22295	4765	224765	N/A	1

## S4

V8 4.2L 4163cc	BHF	L	7329	N/A	N/A	9842	N/A	4765	224765	N/A	1
----------------	-----	---	------	-----	-----	------	-----	------	--------	-----	---

## S4 AVANT

V8 4.2L 4163cc	BHF	L	7329	N/A	N/A	9842	N/A	4765	224765	N/A	1
----------------	-----	---	------	-----	-----	------	-----	------	--------	-----	---

## TT

L4 1.8L 1781cc Turbo	AWP	C	1393	21393	41393	2472	22472	4322 <sup>78</sup>	224322 <sup>78</sup>	N/A <sup>78</sup>	1
V6 3.2L 3189cc (Mex.)			7083	27083	N/A	2472	22472	4322	224322	N/A	

## TT QUATTRO

L4 1.8L 1781cc Turbo	BEA	T	1393	21393	41393	2472	22472	4322 <sup>78</sup>	224322 <sup>78</sup>	N/A <sup>78</sup>	1
V6 3.2L 3189cc 195 CID	BHE	N	7083	27083	N/A	2472	22472	4322 <sup>78</sup>	224322 <sup>78</sup>	N/A <sup>78</sup>	2

## 2004

## A3

L4 1.8L 1781cc Turbo (Mex.)			1393	21393	41393	2472	22472	4322	224322	N/A	
L4 2.0L 1984cc TFSI Turbo (Mex.)			7187	27187	47187	9843	29843	4489	224489	4234489	
V6 3.2L 3189cc (Mex.)		D	7083	27083	N/A	9122	N/A	4489	224489	4234489	4

## A4

L4 1.8L 1781cc Turbo	AMB	C	1393	21393	41393	2972	22972	4765	224765	N/A	1
V6 3.0L 2976cc	AVK	T	1355	21355	N/A	2972	22972	4765	224765	N/A	1

## A4 CABRIOLET

V6 3.0L 2976cc	AVK	T	1355	21355	N/A	2972	22972	4765	224765	N/A	1
----------------	-----	---	------	-------	-----	------	-------	------	--------	-----	---

## A4 QUATTRO AVANT

L4 1.8L 1781cc Turbo	AMB	C	1393	21393	41393	2972	22972	4765	224765	N/A	1
V6 3.0L 2976cc	AVK	T	1355	21355	N/A	2972	22972	4765	224765	N/A	1

## A6

V6 2.7L 2671cc Turbo	BEL	D	1355	21355	N/A	2295	22295	4765	224765	N/A	1
V6 3.0L 2976cc	AVK	T	1355	21355	N/A	2295	22295	4765	224765	N/A	1
V8 4.2L 4172cc	AWN	L	7172	N/A	N/A	2295	22295	4765	224765	N/A	1

## A8 L

V8 4.2L 4172cc	BFM	L	7329	N/A	N/A	9620	N/A	N/R	N/R	N/R	
----------------	-----	---	------	-----	-----	------	-----	-----	-----	-----	--

## ALLROAD

V6 2.7L 2671cc Turbo (Mex.)	BEL		1355	21355	N/A	2295	22295	4765	224765	N/A	
-----------------------------	-----	--	------	-------	-----	------	-------	------	--------	-----	--

## ALLROAD QUATTRO

V6 2.7L 2671cc Turbo	BEL	D	1355	21355	N/A	2295	22295	4765	224765	N/A	1
V8 4.2L 4172cc	BAS	L	7329	N/A	N/A	2295	22295	4765	224765	N/A	1

## RS6

V8 4.2L 4172cc Turbo	BCY	V	1393	21393	41393	200943	N/A	4765	224765	N/A	1
----------------------	-----	---	------	-------	-------	--------	-----	------	--------	-----	---

## S3

L4 1.8L 1781cc Turbo (Mex.)			1393	21393	41393	6240	N/A	4322	224322	N/A	
-----------------------------	--	--	------	-------	-------	------	-----	------	--------	-----	--

## S4

V8 4.2L 4163cc	BHF	L	7329	N/A	N/A	9842	N/A	4765	224765	N/A	1
----------------	-----	---	------	-----	-----	------	-----	------	--------	-----	---

## S4 AVANT

V8 4.2L 4163cc	BHF	L	7329	N/A	N/A	9842	N/A	4765	224765	N/A	1
----------------	-----	---	------	-----	-----	------	-----	------	--------	-----	---

## S6 AVANT

V8 4.2L 4172cc	BBD	U	7172	N/A	N/A	2295	22295	4765	224765	N/A	1
----------------	-----	---	------	-----	-----	------	-------	------	--------	-----	---

## TT

L4 1.8L 1781cc Turbo	AWP	C	1393	21393	41393	2472	22472	4322 <sup>78</sup>	224322 <sup>78</sup>	N/A <sup>78</sup>	1
V6 3.2L 3189cc (Mex.)			7083	27083	N/A	2472	22472	4322	224322	N/A	

N/A = Not Available N/R = Not Required N/S = Not Servicable For cabin air locator chart, see pages 5-12 See pages 13-16 for footnotes

1) ProSelect - Normal Driving - Traditional Change Intervals 2) NAPA Gold - Severe Driving - OE Recommended intervals 3) NAPA Platinum - Harsh Driving - OE Recommend Intervals

N/A = Non disponible N/R = Non nécessaire N/S = Non réparable Voir le tableau des filtres et d'habitacle aux pages 5-12 Voir pages 13-16 pour des notes

1) NAPA ProSelect et Argent - Conduite normale - Intervalles normaux de remplacement 2) NAPA Or - Conduite difficile - Intervalles recommandés par FEO 3) NAPA Platine - Conduite très difficile - Intervalles recommandés par FEO

N/A = No disponible N/R = No requerido N/S = No Servicable Para el aire de la cabina y tabla de localización de filtro, consulte las páginas 5-12 Ver las páginas 13-16 para las notas al pie de página

1) NAPA ProSelect y Plata - Manejo normal - Intervalos normales de cambio 2) NAPA Oro - Manejo difícil - Intervalos recomendados por el OEM 3) NAPA Platino - Manejo muy difícil - Intervalos recomendados por el OEM

*Italicized Part Numbers May Not Be Available.*

Las piezas con números en *italicas* pueden no estar disponibles.  
Les numéros de pièce en *italiques* peuvent ne pas être disponibles.





## Pass Car Light Truck - Oil - Air - Cabin

AUDI 2004-2003

Year/Año/Année Model/Modelo/Modèle Engine/Motor/Moteur	Eng. Code Código de motor Code moteur	VIN NIV NIV	GOLD Oil Aceite Huile	ProSelect Oil Aceite Huile	Platinum Oil Aceite Huile	GOLD Air Aire Air	ProSelect Air Aire Air	GOLD Cabin Air Cabina Aire Cabine Air	ProSelect Cabin Air Cabina Aire Cabine Air	Platinum Cabin Air Cabina Aire Cabine Air	Loc. Cabin Air Cabina Aire Cabine Air
--	---	-------------------	--------------------------------	-------------------------------------	------------------------------------	----------------------------	---------------------------------	--	---	--	--

## AUDI (Cont'd/Suite)

## 2004 (Cont'd/Suite)

## TT COUPE

L4 1.8L 1781cc Turbo	AWP	C	1393	21393	41393	2472	22472	4322	224322	N/A	1
V6 3.2L 3189cc 195 CID	BHE		7083	27083	N/A	2472	22472	4322	224322	N/A	1

## TT QUATTRO

L4 1.8L 1781cc Turbo	BEA	T	1393	21393	41393	2472	22472	4322 <sup>78</sup>	224322 <sup>78</sup>	N/A <sup>78</sup>	1
V6 3.2L 3189cc 195 CID	BHE		7083	27083	N/A	2472	22472	4322 <sup>78</sup>	224322 <sup>78</sup>	N/A <sup>78</sup>	2

## TT ROADSTER

L4 1.8L 1781cc Turbo	AWP	C	1393	21393	41393	2472	22472	4322	224322	N/A	1
V6 3.2L 3189cc 195 CID	BHE		7083	27083	N/A	2472	22472	4322	224322	N/A	1

## 2003

## A3

L4 1.8L 1781cc Turbo (Mex.)			1393	21393	41393	2472	22472	4322	224322	N/A	
-----------------------------	--	--	------	-------	-------	------	-------	------	--------	-----	--

## A4

L4 1.8L 1781cc Turbo	AMB	C	1393	21393	41393	2972	22972	4765	224765	N/A	1
V6 3.0L 2976cc	AVK	T	1355	21355	N/A	2972	22972	4765	224765	N/A	1

## A4 QUATTRO AVANT

L4 1.8L 1781cc Turbo	AMB	C	1393	21393	41393	2972	22972	4765	224765	N/A	1
V6 3.0L 2976cc	AVK	T	1355	21355	N/A	2972	22972	4765	224765	N/A	1

## A6

V6 2.7L 2671cc Turbo	BEL	D	1355	21355	N/A	2295	22295	4765	224765	N/A	1
V6 3.0L 2976cc	AVK	T	1355	21355	N/A	2295	22295	4765	224765	N/A	1
V8 4.2L 4172cc	AWN	L	7172	N/A	N/A	2295	22295	4765	224765	N/A	1

## A6 QUATTRO AVANT

V6 3.0L 2976cc	AVK	T	1355	21355	N/A	2295	22295	4765	224765	N/A	1
----------------	-----	---	------	-------	-----	------	-------	------	--------	-----	---

## A8

V8 4.2L 4172cc	AKB	L	1212	21212	N/A	N/A <sup>61</sup>	N/A <sup>61</sup>	N/R	N/R	N/R	
----------------	-----	---	------	-------	-----	-------------------	-------------------	-----	-----	-----	--

## A8 L

V8 4.2L 4172cc	AUX	L	1212	21212	N/A	N/A <sup>61</sup>	N/A <sup>61</sup>	N/R	N/R	N/R	
----------------	-----	---	------	-------	-----	-------------------	-------------------	-----	-----	-----	--

## ALLROAD

V6 2.7L 2671cc Turbo (Mex.)	BEL		1355	21355	N/A	2295	22295	4765	224765	N/A	
-----------------------------	-----	--	------	-------	-----	------	-------	------	--------	-----	--

## ALLROAD QUATTRO

V6 2.7L 2671cc Turbo	BEL	D	1355	21355	N/A	2295	22295	4765	224765	N/A	1
V8 4.2L 4172cc	BAS	L	7329	N/A	N/A	2295	22295	4765	224765	N/A	1

## RS6

V8 4.2L 4172cc Turbo	BCY	V	1393	21393	41393	200943	N/A	4765	224765	N/A	1
----------------------	-----	---	------	-------	-------	--------	-----	------	--------	-----	---

## S3

L4 1.8L 1781cc Turbo (Mex.)			1393	21393	41393	6240	N/A	4322	224322	N/A	
-----------------------------	--	--	------	-------	-------	------	-----	------	--------	-----	--

## S6 AVANT

V8 4.2L 4172cc	BBD	U	7172	N/A	N/A	2295	22295	4765	224765	N/A	1
----------------	-----	---	------	-----	-----	------	-------	------	--------	-----	---

## S8

V8 4.2L 4172cc	AYS	U	1212	21212	N/A	N/A <sup>61</sup>	N/A <sup>61</sup>	N/A	N/A	N/A	
----------------	-----	---	------	-------	-----	-------------------	-------------------	-----	-----	-----	--

## TT

L4 1.8L 1781cc Turbo	AWP	C	1393	21393	41393	2472	22472	4322 <sup>78</sup>	224322 <sup>78</sup>	N/A <sup>78</sup>	1
----------------------	-----	---	------	-------	-------	------	-------	--------------------	----------------------	-------------------	---

## TT COUPE

L4 1.8L 1781cc Turbo	AWP	C	1393	21393	41393	2472	22472	4322	224322	N/A	1
----------------------	-----	---	------	-------	-------	------	-------	------	--------	-----	---

## TT QUATTRO

L4 1.8L 1781cc Turbo	BEA	T	1393	21393	41393	2472	22472	4322	224322	N/A	1
----------------------	-----	---	------	-------	-------	------	-------	------	--------	-----	---

## TT ROADSTER

L4 1.8L 1781cc Turbo	AWP	C	1393	21393	41393	2472	22472	4322	224322	N/A	1
----------------------	-----	---	------	-------	-------	------	-------	------	--------	-----	---

N/A = Not Available N/R = Not Required N/S = Not Servicable For cabin air locator chart, see pages 5-12 See pages 13-16 for footnotes

1) ProSelect - Normal Driving - Traditional Change Intervals 2) NAPA Gold - Severe Driving - OE Recommended intervals 3) NAPA Platinum - Harsh Driving - OE Recommend Intervals

N/A = Non disponible N/R = Non nécessaire N/S = Non réparable Voir le tableau des filtres et d'habitacle aux pages 5-12 Voir pages 13-16 pour des notes

1) NAPA ProSelect et Argent - Conduite normale - Intervalles normaux de remplacement 2) NAPA Or - Conduite difficile - Intervalles recommandés par FEO 3) NAPA Platine - Conduite très difficile - Intervalles recommandés par FEO

N/A = No disponible N/R = No requerido N/S = No Servicable Para el aire de la cabina y tabla de localización de filtro, consulte las páginas 5-12 Ver las páginas 13-16 para las notas al pie de página

1) NAPA ProSelect y Plata - Manejo normal - Intervalles normales de cambio 2) NAPA Oro - Manejo difícil - Intervalles recomendados por el OEM 3) NAPA Platino - Manejo muy difícil - Intervalles recomendados por el OEM

*Italicized Part Numbers May Not Be Available.*

Las piezas con números en *italicas* pueden no estar disponibles.

Les numéros de pièce en *italiques* peuvent ne pas être disponibles.

P  
a  
s  
s  
C  
a  
r  
L  
i  
g  
h  
t  
T  
r  
u  
c  
k  
O  
i  
l  
-  
A  
i  
r  
-  
C  
a  
b  
i  
n



AUDI 2002-2001

Pass Car Light Truck - Oil - Air - Cabin

Year/Año/Année Model/Modelo/Modele Engine/Motor/Moteur	Eng. Code Código de motor Code moteur	VIN NIV NIV	GOLD Oil Aceite Huile	ProSelect Oil Aceite Huile	Platinum Oil Aceite Huile	GOLD Air Aire Air	ProSelect Air Aire Air	GOLD Cabin Air Cabina Aire Cabine Air	ProSelect Cabin Air Cabina Aire Cabine Air	Platinum Cabin Air Cabina Aire Cabine Air	Loc. Cabin Air Cabina Aire Cabine Air
--	---	-------------------	--------------------------------	-------------------------------------	------------------------------------	----------------------------	---------------------------------	--	---	--	--

## AUDI (Cont'd/Suite)

2002

<b>A3</b>											
L4 1.8L 1781cc Turbo (Mex.)			1393	21393	41393	2472	22472	4322	224322	N/A	
<b>A4</b>											
L4 1.8L 1781cc Turbo	AMB	C	1393	21393	41393	2295	22295	4765	224765	N/A	1
V6 3.0L 2976cc	AVK	T	1355	21355	N/A	2972	22972	4765	224765	N/A	1
<b>A4 QUATTRO AVANT</b>											
L4 1.8L 1781cc Turbo	AMB	C	1393	21393	41393	2972	22972	4765	224765	N/A	1
V6 3.0L 2976cc	AVK	T	1355	21355	N/A	2972	22972	4765	224765	N/A	1
<b>A6</b>											
V6 2.7L 2671cc Turbo	APB	D	1355	21355	N/A	2295	22295	4765	224765	N/A	1
V6 3.0L 2976cc	AVK	T	1355	21355	N/A	2295	22295	4765	224765	N/A	1
V8 4.2L 4172cc	AWN	U	7172	N/A	N/A	2295	22295	4765	224765	N/A	1
<b>A6 QUATTRO AVANT</b>											
V6 3.0L 2976cc	AVK	T	1355	21355	N/A	2295	22295	4765	224765	N/A	1
<b>A8</b>											
V8 4.2L 4172cc	AKB	L	1212	21212	N/A	N/A <sup>61</sup>	N/A <sup>61</sup>	N/A	N/A	N/A	
<b>ALLROAD</b>											
V6 2.7L 2671cc Turbo (Mex.)	BEL		1355	21355	N/A	2295	22295	4765	224765	N/A	
<b>ALLROAD QUATTRO</b>											
V6 2.7L 2671cc Turbo	APB	D	1355	21355	N/A	2295	22295	4765	224765	N/A	1
<b>RS4</b>											
V6 2.7L 2671cc Turbo (Mex.)	BEL					2295	22295	4765	224765	N/A	
<b>S3</b>											
L4 1.8L 1781cc Turbo (Mex.)						6240	N/A	4322	224322	N/A	
<b>S4</b>											
V6 2.7L 2671cc Turbo	APB	D	1355	21355	N/A	2295	22295	4774	224774	N/A	1
<b>S4 AVANT</b>											
V6 2.7L 2671cc Turbo	APB	D	1355	21355	N/A	2295	22295	4774	224774	N/A	1
<b>S6 AVANT</b>											
V8 4.2L 4172cc	BBD	U	7172	N/A	N/A	2295	22295	4765	224765	N/A	1
<b>S8</b>											
V8 4.2L 4172cc	AYS	U	1212	21212	N/A	N/A <sup>61</sup>	N/A <sup>61</sup>	4322 <sup>78</sup>	224322 <sup>78</sup>	N/A <sup>78</sup>	1
<b>TT</b>											
L4 1.8L 1781cc Turbo	AWP	C	1393	21393	41393	2472	22472	4322 <sup>78</sup>	224322 <sup>78</sup>	N/A <sup>78</sup>	1
<b>TT COUPE</b>											
L4 1.8L 1781cc Turbo	AWP	C	1393	21393	41393	2472	22472	4322	224322	N/A	1
<b>TT QUATTRO</b>											
L4 1.8L 1781cc Turbo	AMU	T	1393	21393	41393	2472	22472	4322 <sup>78</sup>	224322 <sup>78</sup>	N/A <sup>78</sup>	1
	AWP	C,X	1393	21393	41393	2472	22472	4322 <sup>78</sup>	224322 <sup>78</sup>	N/A <sup>78</sup>	1
<b>TT ROADSTER</b>											
L4 1.8L 1781cc Turbo	AWP	C,X	1393	21393	41393	2472	22472	4322	224322	N/A	1

2001

<b>A3</b>											
L4 1.8L 1781cc Turbo (Mex.)			1393	21393	41393	2472	22472	4322	224322	N/A	
<b>A4</b>											
L4 1.8L 1781cc Turbo	AWM	C	1393	21393	41393	2295	22295	4774	224774	N/A	1
V6 2.8L 2771cc	ATQ	H	1355	21355	N/A	2295	22295	4774	224774	N/A	1
								4774	224774	N/A	1
<b>A4 QUATTRO AVANT</b>											
V6 2.8L 2771cc	ATQ	H	1355	21355	N/A	2295	22295	4774	224774	N/A	1

N/A = Not Available N/R = Not Required N/S = Not Servicable For cabin air locator chart, see pages 5-12 See pages 13-16 for footnotes

1) ProSelect - Normal Driving - Traditional Change Intervals 2) NAPA Gold - Severe Driving - OE Recommended intervals 3) NAPA Platinum - Harsh Driving - OE Recommend Intervals

N/A = Non disponible N/R = Non nécessaire N/S = Non réparable Voir le tableau des filtres et d'habitacle aux pages 5-12 Voir pages 13-16 pour des notes

1) NAPA ProSelect et Argent - Conduite normale - Intervalles normaux de remplacement 2) NAPA Or - Conduite difficile - Intervalles recommandés par FEO 3) NAPA Platine - Conduite très difficile - Intervalles recommandés par FEO

N/A = No disponible N/R = No requerido N/S = No Servicable Para el aire de la cabina y tabla de localización de filtro, consulte las páginas 5-12 Ver las páginas 13-16 para las notas al pie de página

1) NAPA ProSelect y Plata - Manejo normal - Intervalos normales de cambio 2) NAPA Oro - Manejo difícil - Intervalos recomendados por el OEM 3) NAPA Platino - Manejo muy difícil - Intervalos recomendados por el OEM

Italicized Part Numbers May Not Be Available.

Las piezas con números en *italicas* pueden no estar disponibles.  
Les numéros de pièce en *italiques* peuvent ne pas être disponibles.



## Pass Car Light Truck - Oil - Air - Cabin

AUDI 2001 —  
BMW 2023

Year/Año/Année Model/Modelo/Modèle Engine/Motor/Moteur	Eng. Code Código de motor Code moteur	VIN NIV NIV	GOLD Oil Aceite Huile	ProSelect Oil Aceite Huile	Platinum Oil Aceite Huile	GOLD Air Aire Air	ProSelect Air Aire Air	GOLD Cabin Air Cabina Aire Cabine Air	ProSelect Cabin Air Cabina Aire Cabine Air	Platinum Cabin Air Cabina Aire Cabine Air	Loc. Cabin Air Cabina Aire Cabine Air
--	---	-------------------	--------------------------------	-------------------------------------	------------------------------------	----------------------------	---------------------------------	--	---	--	--

## AUDI (Cont'd/Suite)

## 2001 (Cont'd/Suite)

## A6

V6 2.7L 2671cc Turbo	APB	D	1355	21355	N/A	2295	22295	4765	224765	N/A	1
V6 2.8L 2771cc	ATQ	H	1355	21355	N/A	2295	22295	4765	224765	N/A	1
V8 4.2L 4172cc	AWN	L	7172	N/A	N/A	2295	22295	4765	224765	N/A	1

## A6 QUATTRO AVANT

V6 2.8L 2771cc	ATQ	H	1355	21355	N/A	2295	22295	4765	224765	N/A	1
----------------	-----	---	------	-------	-----	------	-------	------	--------	-----	---

## A8

V8 3.7L 3697cc (Mex.)	AEW					N/A	N/A	N/A	N/A	N/A	
V8 4.2L 4172cc	AKB	L	1212	21212	N/A	N/A <sup>61</sup>	N/A <sup>61</sup>	N/A	N/A	N/A	

## ALLROAD

V6 2.7L 2671cc Turbo (Mex.)	BEL		1355	21355	N/A	2295	22295	4765	224765	N/A	
-----------------------------	-----	--	------	-------	-----	------	-------	------	--------	-----	--

## ALLROAD QUATTRO

V6 2.7L 2671cc Turbo	APB	P	1355	21355	N/A	2295	22295	4765	224765	N/A	1
----------------------	-----	---	------	-------	-----	------	-------	------	--------	-----	---

## S3

L4 1.8L 1781cc Turbo (Mex.)						6240	N/A	4322	224322	N/A	
-----------------------------	--	--	--	--	--	------	-----	------	--------	-----	--

## S4

V6 2.7L 2671cc Turbo	APB	D	1355	21355	N/A	2295	22295	4774	224774	N/A	1
----------------------	-----	---	------	-------	-----	------	-------	------	--------	-----	---

## S4 AVANT

V6 2.7L 2671cc Turbo	APB	D	1355	21355	N/A	2295	22295	4774	224774	N/A	1
----------------------	-----	---	------	-------	-----	------	-------	------	--------	-----	---

## S6

V8 4.2L 4172cc (Mex.)			N/A	N/A	N/A	6240	N/A	4765	224765	N/A	
-----------------------	--	--	-----	-----	-----	------	-----	------	--------	-----	--

## S8

V8 4.2L 4172cc	AYS	U	1212	21212	N/A	N/A	N/A	N/R	N/R	N/R	
----------------	-----	---	------	-------	-----	-----	-----	-----	-----	-----	--

## TT

L4 1.8L 1781cc Turbo	AWP	C,X	1393	21393	41393	2472	22472	4322 <sup>78</sup>	224322 <sup>78</sup>	N/A <sup>78</sup>	1
----------------------	-----	-----	------	-------	-------	------	-------	--------------------	----------------------	-------------------	---

## TT QUATTRO

L4 1.8L 1781cc Turbo	AMU	T	1393	21393	41393	2472	22472	4322 <sup>78</sup>	224322 <sup>78</sup>	N/A <sup>78</sup>	1
	AWP	C,X	1393	21393	41393	2472	22472	4322 <sup>78</sup>	224322 <sup>78</sup>	N/A <sup>78</sup>	1

## BMW

## 2023

## 228i Gran Coupe

L4 2.0L 1998cc 122CID Turbo	B48A20A		100518	N/A	N/A	209792	2209792	232131	N/A	N/A	
-----------------------------	---------	--	--------	-----	-----	--------	---------	--------	-----	-----	--

## 228i xDrive Gran Coupe

L4 2.0L 1998cc 122CID Turbo	B48A20A		100518	N/A	N/A	209792	2209792	232131	N/A	N/A	
-----------------------------	---------	--	--------	-----	-----	--------	---------	--------	-----	-----	--

## 230i

L4 2.0L 2000CC 122CID Turbo	B46B2000		100358	2100358	4100358	200422	N/A	4255	N/A	N/A	
-----------------------------	----------	--	--------	---------	---------	--------	-----	------	-----	-----	--

## 230i xDrive

L4 2.0L 2000CC 122CID Turbo	B46B2000		100358	2100358	4100358	200422	N/A	4255	N/A	N/A	
-----------------------------	----------	--	--------	---------	---------	--------	-----	------	-----	-----	--

## 330e

L4 2.0 Turbo Electric/Gas			100358	2100358	4100358	201226	N/A	230427	2200427	N/A	
---------------------------	--	--	--------	---------	---------	--------	-----	--------	---------	-----	--

## 330e xDrive

L4 2.0 Turbo Electric/Gas			100358	2100358	4100358	201226	N/A	230427	2200427	N/A	
---------------------------	--	--	--------	---------	---------	--------	-----	--------	---------	-----	--

## 330i

L4 2.0L 1998cc Turbo	B46B2000		100358	2100358	4100358	201226	N/A	230427	2200427	N/A	
----------------------	----------	--	--------	---------	---------	--------	-----	--------	---------	-----	--

## 330i xDrive

L4 2.0L 1998cc Turbo	B46B2000		100358	2100358	4100358	201226	N/A	230427	2200427	N/A	
----------------------	----------	--	--------	---------	---------	--------	-----	--------	---------	-----	--

## 430i

L4 2.0L 1998cc 122CID Turbo	B48A20A		100358	2100358	4100358	200422	N/A	4255	N/A	N/A	
-----------------------------	---------	--	--------	---------	---------	--------	-----	------	-----	-----	--

N/A = Not Available N/R = Not Required N/S = Not Servicable For cabin air locator chart, see pages 5-12 See pages 13-16 for footnotes

1) ProSelect - Normal Driving - Traditional Change Intervals 2) NAPA Gold - Severe Driving - OE Recommended Intervals 3) NAPA Platinum - Harsh Driving - OE Recommended Intervals

N/A = Non disponible N/R = Non nécessaire N/S = Non réparable Voir le tableau des filtres et d'habitacle aux pages 5-12 Voir pages 13-16 pour des notes

1) NAPA ProSelect et Argent - Conduite normale - Intervalles normaux de remplacement 2) NAPA Or - Conduite difficile - Intervalles recommandés par FEO 3) NAPA Platine - Conduite très difficile - Intervalles recommandés par FEO

N/A = No disponible N/R = No requerido N/S = No Servicable Para el aire de la cabina y tabla de localización de filtro, consulte las páginas 5-12 Ver las páginas 13-16 para las notas al pie de página

1) NAPA ProSelect y Plata - Manejo normal - Intervalles normales de cambio 2) NAPA Oro - Manejo difícil - Intervalles recomendados por el OEM 3) NAPA Platino - Manejo muy difícil - Intervalles recomendados por el OEM

Italicized Part Numbers May Not Be Available.

Las piezas con números en *italicas* pueden no estar disponibles.Les numéros de pièce en *italiques* peuvent ne pas être disponibles.P  
a  
s  
s  
C  
a  
r  
L  
i  
g  
h  
t  
T  
r  
u  
c  
k  
O  
i  
l  
-  
A  
i  
r  
-  
C  
a  
b  
i  
n



BMW 2023

## Pass Car Light Truck - Oil - Air - Cabin

Year/Año/Année Model/Modelo/Modèle Engine/Motor/Moteur	Eng. Code Código de motor Code moteur	VIN NIV NIV	GOLD Oil Aceite Huile	ProSelect Oil Aceite Huile	Platinum Oil Aceite Huile	GOLD Air Aire Air	ProSelect Air Aire Air	GOLD Cabin Air Cabina Aire Cabine Air	ProSelect Cabin Air Cabina Aire Cabine Air	Platinum Cabin Air Cabina Aire Cabine Air	Loc. Cabin Air Cabina Aire Cabine Air
--	---	-------------------	--------------------------------	-------------------------------------	------------------------------------	----------------------------	---------------------------------	--	---	--	--

## BMW (Cont'd/Suite)

**2023** (Cont'd/Suite)

## 430i Gran Coupe

L4 2.0L 1998cc Turbo	B46B2000		100358	2100358	4100358	200422	N/A	4255	N/A	N/A	
----------------------	----------	--	--------	---------	---------	--------	-----	------	-----	-----	--

## 530e Hybrid

L4 2.0 Turbo Electric/Gas			100358	2100358	4100358	200889	N/A	230064	N/A	N/A	
---------------------------	--	--	--------	---------	---------	--------	-----	--------	-----	-----	--

## 530e xDrive Hybrid

L4 2.0 Turbo Electric/Gas			100358	2100358	4100358	200889	N/A	230064	N/A	N/A	
---------------------------	--	--	--------	---------	---------	--------	-----	--------	-----	-----	--

## 530i

L4 2.0L Turbo			100358	2100358	4100358	200889	N/A	230064	N/A	N/A	
---------------	--	--	--------	---------	---------	--------	-----	--------	-----	-----	--

## 530i xDrive

L4 2.0L Turbo			100358	2100358	4100358	200889	N/A	230064	N/A	N/A	
---------------	--	--	--------	---------	---------	--------	-----	--------	-----	-----	--

## 540i

L6 3.0L 2979cc Turbo			100342	2100342	N/A	200889	N/A	230064	N/A	N/A	
----------------------	--	--	--------	---------	-----	--------	-----	--------	-----	-----	--

## 540i xDrive

L6 3.0L 2979cc Turbo			100342	2100342	N/A	200889	N/A	230064	N/A	N/A	
----------------------	--	--	--------	---------	-----	--------	-----	--------	-----	-----	--

## 740i

L6 3.0L 2998cc Turbo			100342	2100342	N/A	200889	N/A	230064	N/A	N/A	
----------------------	--	--	--------	---------	-----	--------	-----	--------	-----	-----	--

## 740i xDrive

L6 3.0L 2998cc Turbo			100342	2100342	N/A	200889	N/A	230064	N/A	N/A	
----------------------	--	--	--------	---------	-----	--------	-----	--------	-----	-----	--

## 745e xDrive

L6 3.0L 2998cc Turbo			100342	2100342	N/A	200889	N/A	230064	N/A	N/A	
----------------------	--	--	--------	---------	-----	--------	-----	--------	-----	-----	--

## 745Le xDrive

L6 3.0L 2998cc Turbo			100342	2100342	N/A	200889	N/A	230064	N/A	N/A	
----------------------	--	--	--------	---------	-----	--------	-----	--------	-----	-----	--

## 750i XDRIVE

V8 4.4L 4395cc			7189	27189	N/A	200982 Right 200983 Left	N/A Right N/A Left	230064	N/A	N/A	
----------------	--	--	------	-------	-----	-----------------------------------	-----------------------------	--------	-----	-----	--

## 840i

L6 3.0L 2998cc Turbo			100342	2100342	N/A	200889	N/A	230064	N/A	N/A	
----------------------	--	--	--------	---------	-----	--------	-----	--------	-----	-----	--

## 840i Gran Coupe

L6 3.0L 2998cc Turbo			100342	2100342	N/A	200889	N/A	230064	N/A	N/A	
----------------------	--	--	--------	---------	-----	--------	-----	--------	-----	-----	--

## 840i Gran Coupe xDrive

L6 3.0L 2998cc Turbo			100342	2100342	N/A	200889	N/A	230064	N/A	N/A	
----------------------	--	--	--------	---------	-----	--------	-----	--------	-----	-----	--

## 840i xDrive

L6 3.0L 2998cc Turbo			100342	2100342	N/A	200889	N/A	230064	N/A	N/A	
----------------------	--	--	--------	---------	-----	--------	-----	--------	-----	-----	--

## i4

Electric Electric			N/S	N/S	N/A	N/S	N/S	230427	2200427	N/A	
-------------------	--	--	-----	-----	-----	-----	-----	--------	---------	-----	--

## i7

Electric Electric			N/S	N/S	N/A	N/S	N/S	230064	N/A	N/A	
-------------------	--	--	-----	-----	-----	-----	-----	--------	-----	-----	--

## iX

Electric Electric			N/S	N/S	N/A	N/S	N/S	230679	N/A	N/A	
-------------------	--	--	-----	-----	-----	-----	-----	--------	-----	-----	--

## M2

L6 3.0L 2979cc Turbo	N54B30A		7327	27327	47327	200041 Left 200042 Right	N/A Left N/A Right	4255	N/A	N/A	
----------------------	---------	--	------	-------	-------	-----------------------------------	-----------------------------	------	-----	-----	--

## M235i xDrive Gran Coupe

L4 2.0L 1998cc 122CID Turbo	B48A20A		100518	N/A	N/A	201399	N/A	232131	N/A	N/A	
-----------------------------	---------	--	--------	-----	-----	--------	-----	--------	-----	-----	--

## M240i

L6 3.0L 2998cc Turbo	B58B30M0		100342	2100342	N/A	200422	N/A	4255	N/A	N/A	
----------------------	----------	--	--------	---------	-----	--------	-----	------	-----	-----	--

N/A = Not Available N/R = Not Required N/S = Not Servicable For cabin air locator chart, see pages 5-12 See pages 13-16 for footnotes

1) ProSelect - Normal Driving - Traditional Change Intervals 2) NAPA Gold - Severe Driving - OE Recommended intervals 3) NAPA Platinum - Harsh Driving - OE Recommend Intervals

N/A = Non disponible N/R = Non nécessaire N/S = Non réparable Voir le tableau des filtres et d'habitacle aux pages 5-12 Voir pages 13-16 pour des notes

1) NAPA ProSelect et Argent - Conduite normale - Intervalles normaux de remplacement 2) NAPA Or - Conduite difficile - Intervalles recommandés par FEO 3) NAPA Platine - Conduite très difficile - Intervalles recommandés par FEO

N/A = No disponible N/R = No requerido N/S = No Servicable Para el aire de la cabina y tabla de localización de filtro, consulte las páginas 5-12 Ver las páginas 13-16 para las notas al pie de página

1) NAPA ProSelect y Plata - Manejo normal - Intervalos normales de cambio 2) NAPA Oro - Manejo difícil - Intervalos recomendados por el OEM 3) NAPA Platino - Manejo muy difícil - Intervalos recomendados por el OEM

Italicized Part Numbers May Not Be Available.

Las piezas con números en *italicas* pueden no estar disponibles.  
Les numéros de pièce en *italiques* peuvent ne pas être disponibles.



Pass Car Light Truck - Oil - Air - Cabin

BMW 2023

Year/Año/Année Model/Modelo/Modèle Engine/Motor/Moteur	Eng. Code Código de motor Code moteur	VIN NIV NIV	GOLD Oil Aceite Huile	ProSelect Oil Aceite Huile	Platinum Oil Aceite Huile	GOLD Air Aire Air	ProSelect Air Aire Air	GOLD Cabin Air Cabina Aire Cabine Air	ProSelect Cabin Air Cabina Aire Cabine Air	Platinum Cabin Air Cabina Aire Cabine Air	Loc. Cabin Air Cabina Aire Cabine Air
--	---	-------------------	--------------------------------	-------------------------------------	------------------------------------	----------------------------	---------------------------------	--	---	--	--

BMW (Cont'd/Suite)

**2023** (Cont'd/Suite)

**M240i xDrive**

L6 3.0L 2998cc Turbo	B58B30M0		100342	2100342	N/A	200422	N/A	4255	N/A	N/A	
----------------------	----------	--	--------	---------	-----	--------	-----	------	-----	-----	--

**M3**

L6 3.0L 3000CC 183CID Turbo	S58B30T0					201506 Right 201507 Left	N/A Right N/A Left	230427	2200427	N/A	
-----------------------------	----------	--	--	--	--	-----------------------------------	-----------------------------	--------	---------	-----	--

**M340i xDrive**

L6 3.0L 2998cc Turbo	B58B30M0		100342	2100342	N/A	201035	N/A	230427	2200427	N/A	
----------------------	----------	--	--------	---------	-----	--------	-----	--------	---------	-----	--

**M4**

L6 3L 3000CC 183CID Turbo						201506 Right 201507 Left	N/A Right N/A Left	4255	N/A	N/A	
---------------------------	--	--	--	--	--	-----------------------------------	-----------------------------	------	-----	-----	--

**M440i**

L6 3.0L 2998cc Turbo	B58B30M0		100342	2100342	N/A	200422	N/A	230427	2200427	N/A	
----------------------	----------	--	--------	---------	-----	--------	-----	--------	---------	-----	--

**M440i xDrive**

L6 3.0L 2998cc Turbo	B58B30M0		100342	2100342	N/A	200422	N/A	230427	2200427	N/A	
----------------------	----------	--	--------	---------	-----	--------	-----	--------	---------	-----	--

**M5 M xDrive**

V8 4.4L 4400CC 269CID Turbo	S63B44T4		7189	27189	N/A	201045 Right 201046 Left	N/A Right N/A Left	230064	N/A	N/A	
-----------------------------	----------	--	------	-------	-----	-----------------------------------	-----------------------------	--------	-----	-----	--

**M550i xDrive**

V8 4.4L 4400CC 269CID Turbo	S63B44T4		7189	27189	N/A	201045 Right 201046 Left	N/A Right N/A Left	230064	N/A	N/A	
-----------------------------	----------	--	------	-------	-----	-----------------------------------	-----------------------------	--------	-----	-----	--

**M8 Competition Coupe**

V8 4.4L 4400CC 269CID Turbo			7189	27189	N/A	N/A	N/A	230064	N/A	N/A	
-----------------------------	--	--	------	-------	-----	-----	-----	--------	-----	-----	--

**M8 Coupe**

V8 4.4L 4400CC 269CID Turbo			7189	27189	N/A	N/A	N/A	230064	N/A	N/A	
-----------------------------	--	--	------	-------	-----	-----	-----	--------	-----	-----	--

**M850i xDrive**

V8 4.4L 4400CC 269CID Turbo			7189	27189	N/A	N/A	N/A	230064	N/A	N/A	
-----------------------------	--	--	------	-------	-----	-----	-----	--------	-----	-----	--

**X1 sDrive28i**

L4 2.0L	B48A20M0		100518	N/A	N/A	209792	2209792	232131	N/A	N/A	1
---------	----------	--	--------	-----	-----	--------	---------	--------	-----	-----	---

**X1 xDrive28i**

L4 2.0L	B48A20M0		100518	N/A	N/A	209792	2209792	232131	N/A	N/A	1
---------	----------	--	--------	-----	-----	--------	---------	--------	-----	-----	---

**X2 M35i**

L4 2.0L Turbo			100518	N/A	N/A	209792	2209792	232131	N/A	N/A	
---------------	--	--	--------	-----	-----	--------	---------	--------	-----	-----	--

**X2 sDrive28i**

L4 2.0L Turbo			100518	N/A	N/A	209792	2209792	232131	N/A	N/A	
---------------	--	--	--------	-----	-----	--------	---------	--------	-----	-----	--

**X2 xDrive28i**

L4 2.0L Turbo			100518	N/A	N/A	209792	2209792	232131	N/A	N/A	
---------------	--	--	--------	-----	-----	--------	---------	--------	-----	-----	--

**X3 M**

L6 3L 3000CC 183CID Turbo	B58B30		100342	2100342	N/A	N/A	N/A	230427	2200427	N/A	
---------------------------	--------	--	--------	---------	-----	-----	-----	--------	---------	-----	--

**X3 M40i**

L6 3L 3000CC 183CID Turbo	B58B30		100342	2100342	N/A	N/A	N/A	230427	2200427	N/A	
---------------------------	--------	--	--------	---------	-----	-----	-----	--------	---------	-----	--

**X3 sDrive30i**

L4 2L 2000CC 122CID - Turbo	B48B20B		100358	2100358	4100358	200889	N/A	230427	2200427	N/A	
-----------------------------	---------	--	--------	---------	---------	--------	-----	--------	---------	-----	--

**X3 xDrive30i**

L4 2L 2000CC 122CID - Turbo	B48B20B		100358	2100358	4100358	200889	N/A	230427	2200427	N/A	
-----------------------------	---------	--	--------	---------	---------	--------	-----	--------	---------	-----	--

N/A = Not Available N/R = Not Required N/S = Not Servicable For cabin air locator chart, see pages 5-12 See pages 13-16 for footnotes

1) ProSelect - Normal Driving - Traditional Change Intervals 2) NAPA Gold - Severe Driving - OE Recommended intervals 3) NAPA Platinum - Harsh Driving - OE Recommend Intervals

N/A = Non disponible N/R = Non nécessaire N/S = Non réparable Voir le tableau des filtres et d'habitacle aux pages 5-12 Voir pages 13-16 pour des notes

1) NAPA ProSelect et Argent - Conduite normale - Intervalles normaux de remplacement 2) NAPA Or - Conduite difficile - Intervalles recommandés par FEO 3) NAPA Platine - Conduite très difficile - Intervalles recommandés par FEO

N/A = No disponible N/R = No requerido N/S = No Servicable Para el aire de la cabina y tabla de localización de filtro, consulte las páginas 5-12 Ver las páginas 13-16 para las notas al pie de página

1) NAPA ProSelect y Plata - Manejo normal - Intervalles normales de cambio 2) NAPA Oro - Manejo difícil - Intervalles recomendados por el OEM 3) NAPA Platino - Manejo muy difícil - Intervalles recomendados por el OEM

*Italicized Part Numbers May Not Be Available.*

Las piezas con números en *italicas* pueden no estar disponibles.

Les numéros de pièce en *italiques* peuvent ne pas être disponibles.

P  
a  
s  
s  
C  
a  
r  
L  
i  
g  
h  
t  
T  
r  
u  
c  
k  
O  
i  
l  
-  
A  
i  
r  
-  
C  
a  
b  
i  
n



BMW 2023-2022

Pass Car Light Truck - Oil - Air - Cabin

Year/Año/Année Model/Modelo/Modele Engine/Motor/Moteur	Eng. Code Código de motor Code moteur	VIN NIV NIV	GOLD Oil Aceite Huile	ProSelect Oil Aceite Huile	Platinum Oil Aceite Huile	GOLD Air Aire Air	ProSelect Air Aire Air	GOLD Cabin Air Cabina Aire Cabine Air	ProSelect Cabin Air Cabina Aire Cabine Air	Platinum Cabin Air Cabina Aire Cabine Air	Loc. Cabin Air Cabina Aire Cabine Air
--	---	-------------------	--------------------------------	-------------------------------------	------------------------------------	----------------------------	---------------------------------	--	---	--	--

## BMW (Cont'd/Suite)

**2023** (Cont'd/Suite)

## X4 M

L6 3L 3000CC 183CID Turbo	B58B30					200889	N/A	230427	2200427	N/A	1
---------------------------	--------	--	--	--	--	--------	-----	--------	---------	-----	---

## X4 M40i

L6 3L 3000CC 183CID Turbo	B58B30					N/A	N/A	230427	2200427	N/A	1
---------------------------	--------	--	--	--	--	-----	-----	--------	---------	-----	---

## X4 xDrive30i

L4 2.0L 1997cc 121 CID Turbo	N20B20A	100358	2100358	4100358	200889	N/A	N/A	230427	2200427	N/A	1
------------------------------	---------	--------	---------	---------	--------	-----	-----	--------	---------	-----	---

## X5 M

V8 4.4L 4395cc Turbo	N63B44B	7189	27189	N/A	N/A	N/A	N/A	9585	N/A	N/A	1
----------------------	---------	------	-------	-----	-----	-----	-----	------	-----	-----	---

## X5 M50i

V8 4.4L 4395cc Turbo	N63B44B	7189	27189	N/A	N/A	N/A	N/A	9585	N/A	N/A	1
----------------------	---------	------	-------	-----	-----	-----	-----	------	-----	-----	---

## X5 sDrive40i

L6 3L 3000CC 183CID Turbo	B58B30	100342	2100342	N/A	200889	N/A	N/A	230064	N/A	N/A	1
---------------------------	--------	--------	---------	-----	--------	-----	-----	--------	-----	-----	---

## X5 xDrive40i

L6 3L 3000CC 183CID Turbo	B58B30	100342	2100342	N/A	200889	N/A	N/A	230064	N/A	N/A	1
---------------------------	--------	--------	---------	-----	--------	-----	-----	--------	-----	-----	---

## X6 M

V8 4.4L 4400CC 269CID Turbo		7189	27189	N/A	N/A Left N/A Right	N/A Left N/A Right	N/A	230064	N/A	N/A	1
-----------------------------	--	------	-------	-----	-----------------------------	-----------------------------	-----	--------	-----	-----	---

## X6 M50i

V8 4.4L 4400CC 269CID Turbo		7189	27189	N/A	N/A Left N/A Right	N/A Left N/A Right	N/A	230064	N/A	N/A	1
-----------------------------	--	------	-------	-----	-----------------------------	-----------------------------	-----	--------	-----	-----	---

## X6 xDrive40i

L6 3.0L 2998cc Turbo	B58B30M0	100342	2100342	N/A	200889	N/A	N/A	230064	N/A	N/A	
----------------------	----------	--------	---------	-----	--------	-----	-----	--------	-----	-----	--

## X7 xDrive40i

L6 3.0L 2998cc Turbo	B58B30M0	100342	2100342	N/A	200889	N/A	N/A	230064	N/A	N/A	
----------------------	----------	--------	---------	-----	--------	-----	-----	--------	-----	-----	--

## X7 xDrive50i

V8 4.4L 4395cc Turbo	N63B44	7189	27189	N/A	200982 Right 200983 Left	N/A Right N/A Left	N/A	230064	N/A	N/A	
----------------------	--------	------	-------	-----	-----------------------------------	-----------------------------	-----	--------	-----	-----	--

## Z4

L4 2.0L 2000CC 122CID Turbo	B48B20	100358	2100358	4100358	201226	N/A	N/A	230427	2200427	N/A	
-----------------------------	--------	--------	---------	---------	--------	-----	-----	--------	---------	-----	--

L6 3.0L 3000CC 183CID Turbo	B58B30	100342	2100342	N/A	201035	N/A	N/A	230427	2200427	N/A	
-----------------------------	--------	--------	---------	-----	--------	-----	-----	--------	---------	-----	--

**2022**

## 228i Gran Coupe

L4 2.0L 1998cc 122CID Turbo	B48A20A	100518	N/A	N/A	209792	2209792	232131	N/A	N/A	
-----------------------------	---------	--------	-----	-----	--------	---------	--------	-----	-----	--

## 228i xDrive Gran Coupe

L4 2.0L 1998cc 122CID Turbo	B48A20A	100518	N/A	N/A	209791	N/A	232131	N/A	N/A	
-----------------------------	---------	--------	-----	-----	--------	-----	--------	-----	-----	--

## 230i

L4 2.0L 2000CC 122CID Turbo	B46B2000	100358	2100358	4100358	200422	N/A	4255	N/A	N/A	
-----------------------------	----------	--------	---------	---------	--------	-----	------	-----	-----	--

## 230i xDrive

L4 2.0L 2000CC 122CID Turbo	B46B2000	100358	2100358	4100358	200422	N/A	4255	N/A	N/A	
-----------------------------	----------	--------	---------	---------	--------	-----	------	-----	-----	--

## 330e

L4 2.0 Turbo Electric/Gas		100358	2100358	4100358	201226	N/A	230427	2200427	N/A	
---------------------------	--	--------	---------	---------	--------	-----	--------	---------	-----	--

## 330e xDrive

L4 2.0 Turbo Electric/Gas		100358	2100358	4100358	201226	N/A	230427	2200427	N/A	
---------------------------	--	--------	---------	---------	--------	-----	--------	---------	-----	--

## 330i

L4 2.0L 1998cc Turbo	B46B2000	100358	2100358	4100358	201226	N/A	230427	2200427	N/A	
----------------------	----------	--------	---------	---------	--------	-----	--------	---------	-----	--

N/A = Not Available N/R = Not Required N/S = Not Servicable For cabin air locator chart, see pages 5-12 See pages 13-16 for footnotes

1) ProSelect - Normal Driving - Traditional Change Intervals 2) NAPA Gold - Severe Driving - OE Recommended Intervals 3) NAPA Platinum - Harsh Driving - OE Recommend Intervals

N/A = Non disponible N/R = Non nécessaire N/S = Non réparable Voir le tableau des filtres et d'habitacle aux pages 5-12 Voir pages 13-16 pour des notes

1) NAPA ProSelect et Argent - Conduite normale - Intervalles normaux de remplacement 2) NAPA Or - Conduite difficile - Intervalles recommandés par FEO 3) NAPA Platine - Conduite très difficile - Intervalles recommandés par FEO

N/A = No disponible N/R = No requerido N/S = No Servicable Para el aire de la cabina y tabla de localización de filtro, consulte las páginas 5-12 Ver las páginas 13-16 para las notas al pie de página

1) NAPA ProSelect y Plata - Manejo normal - Intervalos normales de cambio 2) NAPA Oro - Manejo difícil - Intervalos recomendados por el OEM 3) NAPA Platino - Manejo muy difícil - Intervalos recomendados por el OEM

Italicized Part Numbers May Not Be Available.

Las piezas con números en *italicas* pueden no estar disponibles.  
Les numéros de pièce en *italiques* peuvent ne pas être disponibles.





Pass Car Light Truck - Oil - Air - Cabin

BMW 2022

Year/Año/Année Model/Modelo/Modèle Engine/Motor/Moteur	Eng. Code Código de motor Code moteur	VIN NIV NIV	GOLD Oil Aceite Huile	ProSelect Oil Aceite Huile	Platinum Oil Aceite Huile	GOLD Air Aire Air	ProSelect Air Aire Air	GOLD Cabin Air Cabina Aire Cabine Air	ProSelect Cabin Air Cabina Aire Cabine Air	Platinum Cabin Air Cabina Aire Cabine Air	Loc. Cabin Air Cabina Aire Cabine Air
--	---	-------------------	--------------------------------	-------------------------------------	------------------------------------	----------------------------	---------------------------------	--	---	--	--

BMW (Cont'd/Suite)

**2022** (Cont'd/Suite)

<b>330i xDrive</b>											
L4 2.0L 1998cc Turbo	B46B2000		100358	2100358	4100358	201226	N/A	230427	2200427	N/A	
<b>430i</b>											
L4 2.0L 1998cc 122CID Turbo	B48A20A		100358	2100358	4100358	200422	N/A	4255	N/A	N/A	
<b>430i Gran Coupe</b>											
L4 2.0L 1998cc Turbo	B46B2000		100358	2100358	4100358	200422	N/A	4255	N/A	N/A	
<b>530e Hybrid</b>											
L4 2.0 Turbo Electric/Gas			100358	2100358	4100358	200889	N/A	230064	N/A	N/A	
<b>530e xDrive Hybrid</b>											
L4 2.0 Turbo Electric/Gas			100358	2100358	4100358	200889	N/A	230064	N/A	N/A	
<b>530i</b>											
L4 2.0L Turbo			100358	2100358	4100358	200889	N/A	230064	N/A	N/A	
<b>530i xDrive</b>											
L4 2.0L Turbo			100358	2100358	4100358	200889	N/A	230064	N/A	N/A	
<b>540i</b>											
L6 3.0L 2979cc Turbo			100342	2100342	N/A	200889	N/A	230064	N/A	N/A	
<b>540i xDrive</b>											
L6 3.0L 2979cc Turbo			100342	2100342	N/A	200889	N/A	230064	N/A	N/A	
<b>740i</b>											
L6 3.0L 2998cc Turbo			100342	2100342	N/A	200889	N/A	230064	N/A	N/A	
<b>740i xDrive</b>											
L6 3.0L 2998cc Turbo			100342	2100342	N/A	200889	N/A	230064	N/A	N/A	
<b>745e xDrive</b>											
L6 3.0L 2998cc Turbo			100342	2100342	N/A	200889	N/A	230064	N/A	N/A	
<b>745Le xDrive</b>											
L6 3.0L 2998cc Turbo			100342	2100342	N/A	200889	N/A	230064	N/A	N/A	
<b>750i XDRIVE</b>											
V8 4.4L 4395cc			7189	27189	N/A	200982 Right 200983 Left	N/A Right N/A Left	230064	N/A	N/A	
<b>840i</b>											
L6 3.0L 2998cc Turbo			100342	2100342	N/A	200889	N/A	230064	N/A	N/A	
<b>840i Gran Coupe</b>											
L6 3.0L 2998cc Turbo			100342	2100342	N/A	200889	N/A	230064	N/A	N/A	
<b>840i Gran Coupe xDrive</b>											
L6 3.0L 2998cc Turbo			100342	2100342	N/A	200889	N/A	230064	N/A	N/A	
<b>840i xDrive</b>											
L6 3.0L 2998cc Turbo			100342	2100342	N/A	200889	N/A	230064	N/A	N/A	
<b>ALPINA B7 xDRIVE</b>											
V8 4.4L 4400CC 269CID Turbo			7189	27189	N/A	N/A Left N/A Right	N/A Left N/A Right	230064	N/A	N/A	
<b>Alpina B8 Gran Coupe xDrive</b>											
V8 4.4L 4400CC 269CID Turbo			7189	27189	N/A	N/A Left N/A Right	N/A Left N/A Right	230064	N/A	N/A	

N/A = Not Available N/R = Not Required N/S = Not Servicable For cabin air locator chart, see pages 5-12 See pages 13-16 for footnotes

1) ProSelect - Normal Driving - Traditional Change Intervals 2) NAPA Gold - Severe Driving - OE Recommended intervals 3) NAPA Platinum - Harsh Driving - OE Recommend Intervals

N/A = Non disponible N/R = Non nécessaire N/S = Non réparable Voir le tableau des filtres et d'habitacle aux pages 5-12 Voir pages 13-16 pour des notes

1) NAPA ProSelect et Argent - Conduite normale - Intervalles normaux de remplacement 2) NAPA Or - Conduite difficile - Intervalles recommandés par FEO 3) NAPA Platine - Conduite très difficile - Intervalles recommandés par FEO

N/A = No disponible N/R = No requerido N/S = No Servicable Para el aire de la cabina y tabla de localización de filtro, consulte las páginas 5-12 Ver las páginas 13-16 para las notas al pie de página

1) NAPA ProSelect y Plata - Manejo normal - Intervalos normales de cambio 2) NAPA Oro - Manejo difícil - Intervalos recomendados por el OEM 3) NAPA Platino - Manejo muy difícil - Intervalos recomendados por el OEM

*Italicized Part Numbers May Not Be Available.*

Las piezas con números en *italicas* pueden no estar disponibles.

Les numéros de pièce en *italiques* peuvent ne pas être disponibles.

P  
a  
s  
s  
C  
a  
r  
L  
i  
g  
h  
t  
T  
r  
u  
c  
k  
O  
i  
l  
-  
A  
i  
r  
-  
C  
a  
b  
i  
n



BMW 2022

## Pass Car Light Truck - Oil - Air - Cabin

Year/Año/Année Model/Modelo/Modèle Engine/Motor/Moteur	Eng. Code Código de motor Code moteur	VIN NIV NIV	GOLD Oil Aceite Huile	ProSelect Oil Aceite Huile	Platinum Oil Aceite Huile	GOLD Air Aire Air	ProSelect Air Aire Air	GOLD Cabin Air Cabina Aire Cabine Air	ProSelect Cabin Air Cabina Aire Cabine Air	Platinum Cabin Air Cabina Aire Cabine Air	Loc. Cabin Air Cabina Aire Cabine Air
--	---	-------------------	--------------------------------	-------------------------------------	------------------------------------	----------------------------	---------------------------------	--	---	--	--

## BMW (Cont'd/Suite)

2022 (Cont'd/Suite)

## ALPINA XB7

V8 4.4L 4400CC 269CID Turbo			7189	27189	N/A	N/A Left N/A Right	N/A Left N/A Right	230064	N/A	N/A	
-----------------------------	--	--	------	-------	-----	-----------------------------	-----------------------------	--------	-----	-----	--

## M2

L6 3.0L 2979cc Turbo	N54B30A		7327	27327	47327	200041 Left 200042 Right	N/A Left N/A Right	4255	N/A	N/A	
----------------------	---------	--	------	-------	-------	-----------------------------------	-----------------------------	------	-----	-----	--

## M235i xDrive Gran Coupe

L4 2.0L 1998cc 122CID Turbo	B48A20A		100518	N/A	N/A	201399	N/A	232131	N/A	N/A	
-----------------------------	---------	--	--------	-----	-----	--------	-----	--------	-----	-----	--

## M240i

L6 3.0L 2998cc Turbo	B58B30M0		100342	2100342	N/A	200422	N/A	4255	N/A	N/A	
----------------------	----------	--	--------	---------	-----	--------	-----	------	-----	-----	--

## M240i xDrive

L6 3.0L 2998cc Turbo	B58B30M0		100342	2100342	N/A	200422	N/A	4255	N/A	N/A	
----------------------	----------	--	--------	---------	-----	--------	-----	------	-----	-----	--

## M3

L6 3.0L 3000CC 183CID Turbo	S58B30T0					201506 Right 201507 Left	N/A Right N/A Left	230427	2200427	N/A	
-----------------------------	----------	--	--	--	--	-----------------------------------	-----------------------------	--------	---------	-----	--

## M340i xDrive

L6 3.0L 2998cc Turbo	B58B30M0		100342	2100342	N/A	201035	N/A	230427	2200427	N/A	
----------------------	----------	--	--------	---------	-----	--------	-----	--------	---------	-----	--

## M4

L6 3L 3000CC 183CID Turbo						201506 Right 201507 Left	N/A Right N/A Left	4255	N/A	N/A	
---------------------------	--	--	--	--	--	-----------------------------------	-----------------------------	------	-----	-----	--

## M440i

L6 3.0L 2998cc Turbo	B58B30M0		100342	2100342	N/A	200422	N/A	230427	2200427	N/A	
----------------------	----------	--	--------	---------	-----	--------	-----	--------	---------	-----	--

## M440i xDrive

L6 3.0L 2998cc Turbo	B58B30M0		100342	2100342	N/A	200422	N/A	230427	2200427	N/A	
----------------------	----------	--	--------	---------	-----	--------	-----	--------	---------	-----	--

## M5 M xDrive

V8 4.4L 4400CC 269CID Turbo	S63B44T4		7189	27189	N/A	201045 Right 201046 Left	N/A Right N/A Left	230064	N/A	N/A	
-----------------------------	----------	--	------	-------	-----	-----------------------------------	-----------------------------	--------	-----	-----	--

## M550i xDrive

V8 4.4L 4400CC 269CID Turbo	S63B44T4		7189	27189	N/A	201045 Right 201046 Left	N/A Right N/A Left	230064	N/A	N/A	
-----------------------------	----------	--	------	-------	-----	-----------------------------------	-----------------------------	--------	-----	-----	--

## M760i xDrive

V12 6.6L 6600CC 403CID - N74B66 Turbo			7189	27189	N/A	200982 Right 200983 Left	N/A Right N/A Left	230064	N/A	N/A	
---------------------------------------	--	--	------	-------	-----	-----------------------------------	-----------------------------	--------	-----	-----	--

## M8 Competition Coupe

V8 4.4L 4400CC 269CID Turbo			7189	27189	N/A	N/A	N/A	230064	N/A	N/A	
-----------------------------	--	--	------	-------	-----	-----	-----	--------	-----	-----	--

## M8 Coupe

V8 4.4L 4400CC 269CID Turbo			7189	27189	N/A	N/A	N/A	230064	N/A	N/A	
-----------------------------	--	--	------	-------	-----	-----	-----	--------	-----	-----	--

## M850i xDrive

V8 4.4L 4400CC 269CID Turbo			7189	27189	N/A	N/A	N/A	230064	N/A	N/A	
-----------------------------	--	--	------	-------	-----	-----	-----	--------	-----	-----	--

## X1 sDrive28i

L4 2.0L	B48A20M0		100518	N/A	N/A	209791	N/A	232131	N/A	N/A	1
---------	----------	--	--------	-----	-----	--------	-----	--------	-----	-----	---

N/A = Not Available N/R = Not Required N/S = Not Servicable For cabin air locator chart, see pages 5-12 See pages 13-16 for footnotes

1) ProSelect - Normal Driving - Traditional Change Intervals 2) NAPA Gold - Severe Driving - OE Recommended intervals 3) NAPA Platinum - Harsh Driving - OE Recommend Intervals

N/A = Non disponible N/R = Non nécessaire N/S = Non réparable Voir le tableau des filtres et d'habitacle aux pages 5-12 Voir pages 13-16 pour des notes

1) NAPA ProSelect et Argent - Conduite normale - Intervalles normaux de remplacement 2) NAPA Or - Conduite difficile - Intervalles recommandés par FEO 3) NAPA Platine - Conduite très difficile - Intervalles recommandés par FEO

N/A = No disponible N/R = No requerido N/S = No Servicable Para el aire de la cabina y tabla de localización de filtro, consulte las páginas 5-12 Ver las páginas 13-16 para las notas al pie de página

1) NAPA ProSelect y Plata - Manejo normal - Intervalos normales de cambio 2) NAPA Oro - Manejo difícil - Intervalos recomendados por el OEM 3) NAPA Platino - Manejo muy difícil - Intervalos recomendados por el OEM

Italicized Part Numbers May Not Be Available.

Las piezas con números en *italicas* pueden no estar disponibles.  
Les numéros de pièce en *italiques* peuvent ne pas être disponibles.



Pass Car Light Truck - Oil - Air - Cabin

BMW 2022-2021

Year/Año/Année Model/Modelo/Modèle Engine/Motor/Moteur	Eng. Code Código de motor Code moteur	VIN NIV NIV	GOLD Oil Aceite Huile	ProSelect Oil Aceite Huile	Platinum Oil Aceite Huile	GOLD Air Aire Air	ProSelect Air Aire Air	GOLD Cabin Air Cabina Aire Cabine Air	ProSelect Cabin Air Cabina Aire Cabine Air	Platinum Cabin Air Cabina Aire Cabine Air	Loc. Cabin Air Cabina Aire Cabine Air
--	---	-------------------	--------------------------------	-------------------------------------	------------------------------------	----------------------------	---------------------------------	--	---	--	--

BMW (Cont'd/Suite)

**2022** (Cont'd/Suite)

<b>X1 xDrive28i</b>											
L4 2.0L	B48A20M0		100518	N/A	N/A	209791	N/A	232131	N/A	N/A	1
<b>X2 M35i</b>											
L4 2.0L Turbo			100518	N/A	N/A	209791	N/A	232131	N/A	N/A	
<b>X2 sDrive28i</b>											
L4 2.0L Turbo			100518	N/A	N/A	209791	N/A	232131	N/A	N/A	
<b>X2 xDrive28i</b>											
L4 2.0L Turbo			100518	N/A	N/A	209791	N/A	232131	N/A	N/A	
<b>X3 M40i</b>											
L6 3L 3000CC 183CID Turbo	B58B30		100342	2100342	N/A	N/A	N/A	230427	2200427	N/A	
<b>X3 sDrive30i</b>											
L4 2L 2000CC 122CID - Turbo	B48B20B		100358	2100358	4100358	200889	N/A	230427	2200427	N/A	
<b>X3 xDrive30i</b>											
L4 2L 2000CC 122CID - Turbo	B48B20B		100358	2100358	4100358	200889	N/A	230427	2200427	N/A	
<b>X4 M40i</b>											
L6 3L 3000CC 183CID Turbo	B58B30					N/A	N/A	230427	2200427	N/A	1
<b>X4 xDrive30i</b>											
L4 2.0L 1997cc 121 CID Turbo	N20B20A		100358	2100358	4100358	200889	N/A	230427	2200427	N/A	1
<b>X5 M</b>											
V8 4.4L 4395cc Turbo	N63B44B		7189	27189	N/A	N/A	N/A	9585	N/A	N/A	1
<b>X5 M50i</b>											
V8 4.4L 4395cc Turbo	N63B44B		7189	27189	N/A	N/A	N/A	9585	N/A	N/A	1
<b>X5 sDrive40i</b>											
L6 3L 3000CC 183CID Turbo	B58B30		100342	2100342	N/A	200889	N/A	230064	N/A	N/A	1
<b>X5 xDrive40i</b>											
L6 3L 3000CC 183CID Turbo	B58B30		100342	2100342	N/A	200889	N/A	230064	N/A	N/A	1
<b>X6 M</b>											
V8 4.4L 4400CC 269CID Turbo			7189	27189	N/A	N/A Left N/A Right	N/A Left N/A Right	230064	N/A	N/A	1
<b>X6 M50i</b>											
V8 4.4L 4400CC 269CID Turbo			7189	27189	N/A	N/A Left N/A Right	N/A Left N/A Right	230064	N/A	N/A	1
<b>X6 xDrive40i</b>											
L6 3.0L 2998cc Turbo	B58B30M0		100342	2100342	N/A	200889	N/A	230064	N/A	N/A	
<b>X7 xDrive40i</b>											
L6 3.0L 2998cc Turbo	B58B30M0		100342	2100342	N/A	200889	N/A	230064	N/A	N/A	
<b>X7 xDrive50i</b>											
V8 4.4L 4395cc Turbo	N63B44		7189	27189	N/A	200982 Right 200983 Left	N/A Right N/A Left	230064	N/A	N/A	
<b>Z4</b>											
L4 2.0L 2000CC 122CID Turbo	B48B20		100358	2100358	4100358	201226	N/A	230427	2200427	N/A	
L6 3.0L 3000CC 183CID Turbo	B58B30		100342	2100342	N/A	201035	N/A	230427	2200427	N/A	

**2021**

<b>228i Gran Coupe</b>											
L4 2.0L 1998cc 122CID Turbo	B48A20A		100518	N/A	N/A	209792	2209792	232131	N/A	N/A	

N/A = Not Available N/R = Not Required N/S = Not Servicable For cabin air locator chart, see pages 5-12 See pages 13-16 for footnotes

1) ProSelect - Normal Driving - Traditional Change Intervals 2) NAPA Gold - Severe Driving - OE Recommended intervals 3) NAPA Platinum - Harsh Driving - OE Recommend Intervals

N/A = Non disponible N/R = Non nécessaire N/S = Non réparable Voir le tableau des filtres et d'habitacle aux pages 5-12 Voir pages 13-16 pour des notes

1) NAPA ProSelect et Argent - Conduite normale - Intervalles normaux de remplacement 2) NAPA Or - Conduite difficile - Intervalles recommandés par FEO 3) NAPA Platine - Conduite très difficile - Intervalles recommandés par FEO

N/A = No disponible N/R = No requerido N/S = No Servicable Para el aire de la cabina y tabla de localización de filtro, consulte las páginas 5-12 Ver las páginas 13-16 para las notas al pie de página

1) NAPA ProSelect y Plata - Manejo normal - Intervalos normales de cambio 2) NAPA Oro - Manejo difícil - Intervalos recomendados por el OEM 3) NAPA Platino - Manejo muy difícil - Intervalos recomendados por el OEM

*Italicized Part Numbers May Not Be Available.*

Las piezas con números en *italicas* pueden no estar disponibles.

Les numéros de pièce en *italiques* peuvent ne pas être disponibles.

P  
a  
s  
s  
C  
a  
r  
L  
i  
g  
h  
t  
T  
r  
u  
c  
k  
O  
i  
l  
-  
A  
i  
r  
-  
C  
a  
b  
i  
n



BMW 2021

## Pass Car Light Truck - Oil - Air - Cabin

Year/Año/Année Model/Modelo/Modele Engine/Motor/Moteur	Eng. Code Código de motor Code moteur	VIN NIV NIV	GOLD Oil Aceite Huile	ProSelect Oil Aceite Huile	Platinum Oil Aceite Huile	GOLD Air Aire Air	ProSelect Air Aire Air	GOLD Cabin Air Cabina Aire Cabine Air	ProSelect Cabin Air Cabina Aire Cabine Air	Platinum Cabin Air Cabina Aire Cabine Air	Loc. Cabin Air Cabina Aire Cabine Air
--	---	-------------------	--------------------------------	-------------------------------------	------------------------------------	----------------------------	---------------------------------	--	---	--	--

## BMW (Cont'd/Suite)

2021 (Cont'd/Suite)

## 228i xDrive Gran Coupe

L4 2.0L 1998cc 122CID Turbo	B48A20A		100518	N/A	N/A	209792	2209792	232131	N/A	N/A	
-----------------------------	---------	--	--------	-----	-----	--------	---------	--------	-----	-----	--

## 230i

L4 2.0L 2000CC 122CID Turbo	B46B2000		100358	2100358	4100358	200422	N/A	4255	N/A	N/A	
-----------------------------	----------	--	--------	---------	---------	--------	-----	------	-----	-----	--

## 230i xDrive

L4 2.0L 2000CC 122CID Turbo	B46B2000		100358	2100358	4100358	200422	N/A	4255	N/A	N/A	
-----------------------------	----------	--	--------	---------	---------	--------	-----	------	-----	-----	--

## 330e

L4 2.0L Turbo Electric/Gas			100358	2100358	4100358	201226	N/A	230427	2200427	N/A	
----------------------------	--	--	--------	---------	---------	--------	-----	--------	---------	-----	--

## 330e xDrive

L4 2.0L Turbo Electric/Gas			100358	2100358	4100358	201226	N/A	230427	2200427	N/A	
----------------------------	--	--	--------	---------	---------	--------	-----	--------	---------	-----	--

## 330i

L4 2.0L 1998cc Turbo	B46B2000		100358	2100358	4100358	201226	N/A	230427	2200427	N/A	
----------------------	----------	--	--------	---------	---------	--------	-----	--------	---------	-----	--

## 330i xDrive

L4 2.0L 1998cc Turbo	B46B2000		100358	2100358	4100358	201226	N/A	230427	2200427	N/A	
----------------------	----------	--	--------	---------	---------	--------	-----	--------	---------	-----	--

## 430i

L4 2.0L 1998cc 122CID Turbo	B48A20A		100358	2100358	4100358	200422	N/A	4255	N/A	N/A	
-----------------------------	---------	--	--------	---------	---------	--------	-----	------	-----	-----	--

## 430i Gran Coupe

L4 2.0L 1998cc Turbo	B46B2000		100358	2100358	4100358	200422	N/A	4255	N/A	N/A	
----------------------	----------	--	--------	---------	---------	--------	-----	------	-----	-----	--

## 530e Hybrid

L4 2.0L Turbo Electric/Gas			100358	2100358	4100358	200889	N/A	230064	N/A	N/A	
----------------------------	--	--	--------	---------	---------	--------	-----	--------	-----	-----	--

## 530e xDrive Hybrid

L4 2.0L Turbo Electric/Gas			100358	2100358	4100358	200889	N/A	230064	N/A	N/A	
----------------------------	--	--	--------	---------	---------	--------	-----	--------	-----	-----	--

## 530i

L4 2.0L Turbo			100358	2100358	4100358	200889	N/A	230064	N/A	N/A	
---------------	--	--	--------	---------	---------	--------	-----	--------	-----	-----	--

## 530i xDrive

L4 2.0L Turbo			100358	2100358	4100358	200889	N/A	230064	N/A	N/A	
---------------	--	--	--------	---------	---------	--------	-----	--------	-----	-----	--

## 540i

L6 3.0L 2979cc Turbo			100342	2100342	N/A	200889	N/A	230064	N/A	N/A	
----------------------	--	--	--------	---------	-----	--------	-----	--------	-----	-----	--

## 540i xDrive

L6 3.0L 2979cc Turbo			100342	2100342	N/A	200889	N/A	230064	N/A	N/A	
----------------------	--	--	--------	---------	-----	--------	-----	--------	-----	-----	--

## 740i

L6 3.0L 2998cc Turbo			100342	2100342	N/A	200889	N/A	230064	N/A	N/A	
----------------------	--	--	--------	---------	-----	--------	-----	--------	-----	-----	--

## 740i xDrive

L6 3.0L 2998cc Turbo			100342	2100342	N/A	200889	N/A	230064	N/A	N/A	
----------------------	--	--	--------	---------	-----	--------	-----	--------	-----	-----	--

## 745e xDrive

L6 3.0L 2998cc Turbo			100342	2100342	N/A	200889	N/A	230064	N/A	N/A	
----------------------	--	--	--------	---------	-----	--------	-----	--------	-----	-----	--

## 745Le xDrive

L6 3.0L 2998cc Turbo			100342	2100342	N/A	200889	N/A	230064	N/A	N/A	
----------------------	--	--	--------	---------	-----	--------	-----	--------	-----	-----	--

## 750i

V8 4.4L 4400CC 269CID Turbo			7189	27189	N/A	200982 Right 200983 Left	N/A Right N/A Left	230064	N/A	N/A	
-----------------------------	--	--	------	-------	-----	-----------------------------------	-----------------------------	--------	-----	-----	--

## 750Li xDrive

V8 4.4L 4400CC 269CID Turbo			7189	27189	N/A	N/A Left N/A Right	N/A Left N/A Right	230064	N/A	N/A	
-----------------------------	--	--	------	-------	-----	-----------------------------	-----------------------------	--------	-----	-----	--

N/A = Not Available N/R = Not Required N/S = Not Servicable For cabin air locator chart, see pages 5-12 See pages 13-16 for footnotes

1) ProSelect - Normal Driving - Traditional Change Intervals 2) NAPA Gold - Severe Driving - OE Recommended intervals 3) NAPA Platinum - Harsh Driving - OE Recommend Intervals

N/A = Non disponible N/R = Non nécessaire N/S = Non réparable Voir le tableau des filtres et d'habitacle aux pages 5-12 Voir pages 13-16 pour des notes

1) NAPA ProSelect et Argent - Conduite normale - Intervalles normaux de remplacement 2) NAPA Or - Conduite difficile - Intervalles recommandés par FEO 3) NAPA Platine - Conduite très difficile - Intervalles recommandés par FEO

N/A = No disponible N/R = No requerido N/S = No Servicable Para el aire de la cabina y tabla de localización de filtro, consulte las páginas 5-12 Ver las páginas 13-16 para las notas al pie de página

1) NAPA ProSelect y Plata - Manejo normal - Intervalos normales de cambio 2) NAPA Oro - Manejo difícil - Intervalos recomendados por el OEM 3) NAPA Platino - Manejo muy difícil - Intervalos recomendados por el OEM

Italicized Part Numbers May Not Be Available.

Las piezas con números en *italicas* pueden no estar disponibles.  
Les numéros de pièce en *italiques* peuvent ne pas être disponibles.



Pass Car Light Truck - Oil - Air - Cabin

BMW 2021

Year/Año/Année Model/Modelo/Modèle Engine/Motor/Moteur	Eng. Code Código de motor Code moteur	VIN NIV NIV	GOLD Oil Aceite Huile	ProSelect Oil Aceite Huile	Platinum Oil Aceite Huile	GOLD Air Aire Air	ProSelect Air Aire Air	GOLD Cabin Air Cabina Aire Cabine Air	ProSelect Cabin Air Cabina Aire Cabine Air	Platinum Cabin Air Cabina Aire Cabine Air	Loc. Cabin Air Cabina Aire Cabine Air
--	---	-------------------	--------------------------------	-------------------------------------	------------------------------------	----------------------------	---------------------------------	--	---	--	--

BMW (Cont'd/Suite)

**2021** (Cont'd/Suite)

**750Xi**

V8 4.4L 4400CC 269CID Turbo			7189	27189	N/A	N/A Left N/A Right	N/A Left N/A Right	230064	N/A	N/A	
-----------------------------	--	--	------	-------	-----	-----------------------------	-----------------------------	--------	-----	-----	--

**840i**

L6 3.0L 2998cc Turbo			100342	2100342	N/A	200889	N/A	230064	N/A	N/A	
----------------------	--	--	--------	---------	-----	--------	-----	--------	-----	-----	--

**840i Gran Coupe**

L6 3.0L 2998cc Turbo			100342	2100342	N/A	200889	N/A	230064	N/A	N/A	
----------------------	--	--	--------	---------	-----	--------	-----	--------	-----	-----	--

**840i Gran Coupe xDrive**

L6 3.0L 2998cc Turbo			100342	2100342	N/A	200889	N/A	230064	N/A	N/A	
----------------------	--	--	--------	---------	-----	--------	-----	--------	-----	-----	--

**840i xDrive**

L6 3.0L 2998cc Turbo			100342	2100342	N/A	200889	N/A	230064	N/A	N/A	
----------------------	--	--	--------	---------	-----	--------	-----	--------	-----	-----	--

**ALPINA B7 xDRIVE**

V8 4.4L 4400CC 269CID Turbo			7189	27189	N/A	N/A Left N/A Right	N/A Left N/A Right	230064	N/A	N/A	
-----------------------------	--	--	------	-------	-----	-----------------------------	-----------------------------	--------	-----	-----	--

**ALPINA XB7**

V8 4.4L 4395cc Turbo	N63B44		7189	27189	N/A	200982 Right 200983 Left	N/A Right N/A Left	230064	N/A	N/A	
----------------------	--------	--	------	-------	-----	-----------------------------------	-----------------------------	--------	-----	-----	--

**i3**

130 kW Electric Motor								232131	N/A	N/A	
-----------------------	--	--	--	--	--	--	--	--------	-----	-----	--

**i3 Range Extender**

L2 647cc Electric/Gas			100245	N/A	N/A	N/A	N/A	232131	N/A	N/A	
-----------------------	--	--	--------	-----	-----	-----	-----	--------	-----	-----	--

**i3s Range Extender**

L2 647cc Electric/Gas			100245	N/A	N/A	N/A	N/A	232131	N/A	N/A	
-----------------------	--	--	--------	-----	-----	-----	-----	--------	-----	-----	--

**M2**

L6 3.0L 2979cc Turbo	N54B30A		7327	27327	47327	200041 Left 200042 Right	N/A Left N/A Right	4255	N/A	N/A	
----------------------	---------	--	------	-------	-------	-----------------------------------	-----------------------------	------	-----	-----	--

**M235i xDrive Gran Coupe**

L4 2.0L 1998cc 122CID Turbo	B48A20A		100518	N/A	N/A	201399	N/A	232131	N/A	N/A	
-----------------------------	---------	--	--------	-----	-----	--------	-----	--------	-----	-----	--

**M240i**

L6 3.0L 2998cc Turbo	B58B30M0		100342	2100342	N/A	200422	N/A	4255	N/A	N/A	
----------------------	----------	--	--------	---------	-----	--------	-----	------	-----	-----	--

**M240i xDrive**

L6 3.0L 2998cc Turbo	B58B30M0		100342	2100342	N/A	200422	N/A	4255	N/A	N/A	
----------------------	----------	--	--------	---------	-----	--------	-----	------	-----	-----	--

**M3**

L6 3.0L 3000CC 183CID Turbo	S58B30T0					201506 Right 201507 Left	N/A Right N/A Left	230427	2200427	N/A	
-----------------------------	----------	--	--	--	--	-----------------------------------	-----------------------------	--------	---------	-----	--

**M340i**

L6 3.0L 2998cc Turbo	B58B30M0		100342	2100342	N/A	201035	N/A	230427	2200427	N/A	
----------------------	----------	--	--------	---------	-----	--------	-----	--------	---------	-----	--

**M340i xDrive**

L6 3.0L 2998cc Turbo	B58B30M0		100342	2100342	N/A	201035	N/A	230427	2200427	N/A	
----------------------	----------	--	--------	---------	-----	--------	-----	--------	---------	-----	--

**M4**

L6 3L 3000CC 183CID Turbo						201506 Right 201507 Left	N/A Right N/A Left	4255	N/A	N/A	
---------------------------	--	--	--	--	--	-----------------------------------	-----------------------------	------	-----	-----	--

N/A = Not Available N/R = Not Required N/S = Not Servicable For cabin air locator chart, see pages 5-12 See pages 13-16 for footnotes

1) ProSelect - Normal Driving - Traditional Change Intervals 2) NAPA Gold - Severe Driving - OE Recommended intervals 3) NAPA Platinum - Harsh Driving - OE Recommend Intervals

N/A = Non disponible N/R = Non nécessaire N/S = Non réparable Voir le tableau des filtres et d'habitacle aux pages 5-12 Voir pages 13-16 pour des notes

1) NAPA ProSelect et Argent - Conduite normale - Intervalles normaux de remplacement 2) NAPA Or - Conduite difficile - Intervalles recommandés par FEO 3) NAPA Platine - Conduite très difficile - Intervalles recommandés par FEO

N/A = No disponible N/R = No requerido N/S = No Servicable Para el aire de la cabina y tabla de localización de filtro, consulte las páginas 5-12 Ver las páginas 13-16 para las notas al pie de página

1) NAPA ProSelect y Plata - Manejo normal - Intervalles normales de cambio 2) NAPA Oro - Manejo difícil - Intervalles recomendados por el OEM 3) NAPA Platino - Manejo muy difícil - Intervalles recomendados por el OEM

*Italicized Part Numbers May Not Be Available.*

Las piezas con números en *italicas* pueden no estar disponibles.

Les numéros de pièce en *italiques* peuvent ne pas être disponibles.

P  
a  
s  
s  
C  
a  
r  
L  
i  
g  
h  
t  
T  
r  
u  
c  
k  
O  
i  
l  
-  
A  
i  
r  
-  
C  
a  
b  
i  
n



BMW 2021

## Pass Car Light Truck - Oil - Air - Cabin

Year/Año/Année Model/Modelo/Modèle Engine/Motor/Moteur	Eng. Code Código de motor Code moteur	VIN NIV NIV	GOLD Oil Aceite Huile	ProSelect Oil Aceite Huile	Platinum Oil Aceite Huile	GOLD Air Aire Air	ProSelect Air Aire Air	GOLD Cabin Air Cabina Aire Cabine Air	ProSelect Cabin Air Cabina Aire Cabine Air	Platinum Cabin Air Cabina Aire Cabine Air	Loc. Cabin Air Cabina Aire Cabine Air
--	---	-------------------	--------------------------------	-------------------------------------	------------------------------------	----------------------------	---------------------------------	--	---	--	--

## BMW (Cont'd/Suite)

2021 (Cont'd/Suite)

## M440i

L6 3.0L 2998cc Turbo	B58B30M0		100342	2100342	N/A	200422	N/A	230427	2200427	N/A	
----------------------	----------	--	--------	---------	-----	--------	-----	--------	---------	-----	--

## M440i xDrive

L6 3.0L 2998cc Turbo	B58B30M0		100342	2100342	N/A	200422	N/A	230427	2200427	N/A	
----------------------	----------	--	--------	---------	-----	--------	-----	--------	---------	-----	--

## M5 M xDrive

V8 4.4L 4400CC 269CID Turbo	S63B44T4		7189	27189	N/A	201045 Right 201046 Left	N/A Right N/A Left	230064	N/A	N/A	
-----------------------------	----------	--	------	-------	-----	-----------------------------------	-----------------------------	--------	-----	-----	--

## M550i xDrive

V8 4.4L 4400CC 269CID Turbo	S63B44T4		7189	27189	N/A	201045 Right 201046 Left	N/A Right N/A Left	230064	N/A	N/A	
-----------------------------	----------	--	------	-------	-----	-----------------------------------	-----------------------------	--------	-----	-----	--

## M760i xDrive

V12 6.6L 6600CC 403CID - N74B66 Turbo			7189	27189	N/A	200982 Right 200983 Left	N/A Right N/A Left	230064	N/A	N/A	
---------------------------------------	--	--	------	-------	-----	-----------------------------------	-----------------------------	--------	-----	-----	--

## M8 Competition Coupe

V8 4.4L 4400CC 269CID Turbo			7189	27189	N/A	N/A	N/A	230064	N/A	N/A	
-----------------------------	--	--	------	-------	-----	-----	-----	--------	-----	-----	--

## M8 Coupe

V8 4.4L 4400CC 269CID Turbo			7189	27189	N/A	N/A	N/A	230064	N/A	N/A	
-----------------------------	--	--	------	-------	-----	-----	-----	--------	-----	-----	--

## M850i xDrive

V8 4.4L 4400CC 269CID Turbo			7189	27189	N/A	N/A	N/A	230064	N/A	N/A	
-----------------------------	--	--	------	-------	-----	-----	-----	--------	-----	-----	--

## X1 sDrive28i

L4 2.0L	B48A20M0		100518	N/A	N/A	209791	N/A	232131	N/A	N/A	1
---------	----------	--	--------	-----	-----	--------	-----	--------	-----	-----	---

## X2 M35i

L4 2.0L Turbo			100518	N/A	N/A	209791	N/A	232131	N/A	N/A	
---------------	--	--	--------	-----	-----	--------	-----	--------	-----	-----	--

## X2 sDrive28i

L4 2.0L Turbo			100518	N/A	N/A	209791	N/A	232131	N/A	N/A	
---------------	--	--	--------	-----	-----	--------	-----	--------	-----	-----	--

## X2 xDrive28i

L4 2.0L Turbo			100518	N/A	N/A	209791	N/A	232131	N/A	N/A	
---------------	--	--	--------	-----	-----	--------	-----	--------	-----	-----	--

## X3 M40i

L6 3L 3000CC 183CID Turbo	B58B30		100342	2100342	N/A	N/A	N/A	230427	2200427	N/A	
---------------------------	--------	--	--------	---------	-----	-----	-----	--------	---------	-----	--

## X3 sDrive30i

L4 2L 2000CC 122CID - Turbo	B48B20B		100358	2100358	4100358	200889	N/A	230427	2200427	N/A	
-----------------------------	---------	--	--------	---------	---------	--------	-----	--------	---------	-----	--

## X3 xDrive30i

L4 2L 2000CC 122CID - Turbo	B48B20B		100358	2100358	4100358	200889	N/A	230427	2200427	N/A	
-----------------------------	---------	--	--------	---------	---------	--------	-----	--------	---------	-----	--

## X4 M40i

L6 3L 3000CC 183CID Turbo	B58B30					N/A	N/A	230427	2200427	N/A	1
---------------------------	--------	--	--	--	--	-----	-----	--------	---------	-----	---

## X4 xDrive30i

L4 2.0L 1997cc 121 CID Turbo	N20B20A		100358	2100358	4100358	200889	N/A	230427	2200427	N/A	1
------------------------------	---------	--	--------	---------	---------	--------	-----	--------	---------	-----	---

## X5 xDrive40i

L6 3L 3000CC 183CID Turbo	B58B30		100342	2100342	N/A	200889	N/A	230064	N/A	N/A	1
---------------------------	--------	--	--------	---------	-----	--------	-----	--------	-----	-----	---

## X5 xDrive50i

V8 4.4L 4395cc Turbo	N63B44B		7189	27189	N/A	N/A Left N/A Right	N/A Left N/A Right	N/A	N/A	N/A	1
----------------------	---------	--	------	-------	-----	-----------------------------	-----------------------------	-----	-----	-----	---

## X6

L6 3.0L 2998cc Turbo	B58B30M0		100342	2100342	N/A	200889	N/A	230064 230064	N/A N/A	N/A N/A	
----------------------	----------	--	--------	---------	-----	--------	-----	------------------	------------	------------	--

N/A = Not Available N/R = Not Required N/S = Not Servicable For cabin air locator chart, see pages 5-12 See pages 13-16 for footnotes

1) ProSelect - Normal Driving - Traditional Change Intervals 2) NAPA Gold - Severe Driving - OE Recommended intervals 3) NAPA Platinum - Harsh Driving - OE Recommend Intervals

N/A = Non disponible N/R = Non nécessaire N/S = Non réparable Voir le tableau des filtres et d'habitacle aux pages 5-12 Voir pages 13-16 pour des notes

1) NAPA ProSelect et Argent - Conduite normale - Intervalles normaux de remplacement 2) NAPA Or - Conduite difficile - Intervalles recommandés par FEO 3) NAPA Platine - Conduite très difficile - Intervalles recommandés par FEO

N/A = No disponible N/R = No requerido N/S = No Servicable Para el aire de la cabina y tabla de localización de filtro, consulte las páginas 5-12 Ver las páginas 13-16 para las notas al pie de página

1) NAPA ProSelect y Plata - Manejo normal - Intervalos normales de cambio 2) NAPA Oro - Manejo difícil - Intervalos recomendados por el OEM 3) NAPA Platino - Manejo muy difícil - Intervalos recomendados por el OEM

Italicized Part Numbers May Not Be Available.

Las piezas con números en *italicas* pueden no estar disponibles.  
Les numéros de pièce en *italiques* peuvent ne pas être disponibles.





Pass Car Light Truck - Oil - Air - Cabin

BMW 2021-2020

Year/Año/Année Model/Modelo/Modele Engine/Motor/Moteur	Eng. Code Código de motor Code moteur	VIN NIV NIV	GOLD Oil Aceite Huile	ProSelect Oil Aceite Huile	Platinum Oil Aceite Huile	GOLD Air Aire Air	ProSelect Air Aire Air	GOLD Cabin Air Cabina Aire Cabine Air	ProSelect Cabin Air Cabina Aire Cabine Air	Platinum Cabin Air Cabina Aire Cabine Air	Loc. Cabin Air Cabina Aire Cabine Air
--	---	-------------------	--------------------------------	-------------------------------------	------------------------------------	----------------------------	---------------------------------	--	---	--	--

BMW (Cont'd/Suite)

**2021** (Cont'd/Suite)

**X6 (Cont'd/Suite)**

V8 4.4L 4400CC 269CID Turbo		7189	27189	N/A	N/A Left N/A Right	N/A Left N/A Right	230064	N/A	N/A	1
-----------------------------	--	------	-------	-----	-----------------------------	-----------------------------	--------	-----	-----	---

**X7 xDrive40i**

L6 3.0L 2998cc Turbo	B58B30M0	100342	2100342	N/A	200889	N/A	230064	N/A	N/A	
----------------------	----------	--------	---------	-----	--------	-----	--------	-----	-----	--

**X7 xDrive50i**

V8 4.4L 4395cc Turbo	N63B44	7189	27189	N/A	200982 Right 200983 Left	N/A Right N/A Left	230064	N/A	N/A	
----------------------	--------	------	-------	-----	-----------------------------------	-----------------------------	--------	-----	-----	--

**Z4**

L4 2.0L 2000CC 122CID Turbo	B48B20	100358	2100358	4100358	201226	N/A	230427	2200427	N/A	
L6 3.0L 3000CC 183CID Turbo	B58B30	100342	2100342	N/A	201035	N/A	230427	2200427	N/A	

**2020**

**228i xDrive Gran Coupe**

L4 2.0L 1998cc 122CID Turbo	B48A20A	100518	N/A	N/A	209792	2209792	232131	N/A	N/A	
-----------------------------	---------	--------	-----	-----	--------	---------	--------	-----	-----	--

**230i**

L4 2.0L 2000CC 122CID Turbo	B46B2000	100358	2100358	4100358	200422	N/A	N/A	N/A	N/A	
-----------------------------	----------	--------	---------	---------	--------	-----	-----	-----	-----	--

**230i xDrive**

L4 2.0L 2000CC 122CID Turbo	B46B2000	100358	2100358	4100358	200422	N/A	N/A	N/A	N/A	
-----------------------------	----------	--------	---------	---------	--------	-----	-----	-----	-----	--

**330e xDrive**

L4 2.0 Turbo Electric/Gas		100358	2100358	4100358	201226	N/A	230427	2200427	N/A	
---------------------------	--	--------	---------	---------	--------	-----	--------	---------	-----	--

**330i**

L4 2.0L 1998cc Turbo	B46B2000	100358	2100358	4100358	201226	N/A	230427	2200427	N/A	
----------------------	----------	--------	---------	---------	--------	-----	--------	---------	-----	--

**330i xDrive**

L4 2.0L 1998cc Turbo	B46B2000	100358	2100358	4100358	201226	N/A	230427	2200427	N/A	
----------------------	----------	--------	---------	---------	--------	-----	--------	---------	-----	--

**430i**

L4 2.0L 1998cc 122CID Turbo	B48A20A	100358	2100358	4100358	200422	N/A	4255	N/A	N/A	
-----------------------------	---------	--------	---------	---------	--------	-----	------	-----	-----	--

**430i Gran Coupe**

L4 2.0L 1998cc Turbo	B46B2000	100358	2100358	4100358	200422	N/A	4255	N/A	N/A	
----------------------	----------	--------	---------	---------	--------	-----	------	-----	-----	--

**430i xDrive**

L4 2.0L 1998cc Turbo	B46B2000	100358	2100358	4100358	200422	N/A	4255	N/A	N/A	
----------------------	----------	--------	---------	---------	--------	-----	------	-----	-----	--

**430i xDrive Gran Coupe**

L4 2.0L 1998cc Turbo	B46B2000	100358	2100358	4100358	200422	N/A	4255	N/A	N/A	
----------------------	----------	--------	---------	---------	--------	-----	------	-----	-----	--

**440i**

L6 3.0L 2998cc Turbo	B58B30M0	100342	2100342	N/A	200422	N/A	4255	N/A	N/A	
----------------------	----------	--------	---------	-----	--------	-----	------	-----	-----	--

**440i Gran Coupe**

L6 3.0L 2998cc Turbo	B58B30M0	100342	2100342	N/A	200422	N/A	4255	N/A	N/A	
----------------------	----------	--------	---------	-----	--------	-----	------	-----	-----	--

**440i xDrive**

L6 3.0L 2998cc Turbo	B58B30M0	100342	2100342	N/A	200422	N/A	4255	N/A	N/A	
----------------------	----------	--------	---------	-----	--------	-----	------	-----	-----	--

**440i xDrive Gran Coupe**

L6 3.0L 2998cc Turbo	B58B30M0	100342	2100342	N/A	200422	N/A	4255	N/A	N/A	
----------------------	----------	--------	---------	-----	--------	-----	------	-----	-----	--

**530e Hybrid**

L4 2.0 Turbo Electric/Gas		100358	2100358	4100358	200889	N/A	230064	N/A	N/A	
---------------------------	--	--------	---------	---------	--------	-----	--------	-----	-----	--

**530e xDrive Hybrid**

L4 2.0 Turbo Electric/Gas		100358	2100358	4100358	200889	N/A	230064	N/A	N/A	
---------------------------	--	--------	---------	---------	--------	-----	--------	-----	-----	--

**530i**

L4 2.0L Turbo		100358	2100358	4100358	200889	N/A	230064	N/A	N/A	
---------------	--	--------	---------	---------	--------	-----	--------	-----	-----	--

N/A = Not Available N/R = Not Required N/S = Not Servicable For cabin air locator chart, see pages 5-12 See pages 13-16 for footnotes

1) ProSelect - Normal Driving - Traditional Change Intervals 2) NAPA Gold - Severe Driving - OE Recommended intervals 3) NAPA Platinum - Harsh Driving - OE Recommend Intervals

N/A = Non disponible N/R = Non nécessaire N/S = Non réparable Voir le tableau des filtres et d'habitacle aux pages 5-12 Voir pages 13-16 pour des notes

1) NAPA ProSelect et Argent - Conduite normale - Intervalles normaux de remplacement 2) NAPA Or - Conduite difficile - Intervalles recommandés par FEO 3) NAPA Platine - Conduite très difficile - Intervalles recommandés par FEO

N/A = No disponible N/R = No requerido N/S = No Servicable Para el aire de la cabina y tabla de localización de filtro, consulte las páginas 5-12 Ver las páginas 13-16 para las notas al pie de página

1) NAPA ProSelect y Plata - Manejo normal - Intervalos normales de cambio 2) NAPA Oro - Manejo difícil - Intervalos recomendados por el OEM 3) NAPA Platino - Manejo muy difícil - Intervalos recomendados por el OEM

*Italicized Part Numbers May Not Be Available.*

Las piezas con números en *italicas* pueden no estar disponibles.

Les numéros de pièce en *italiques* peuvent ne pas être disponibles.

P  
a  
s  
s  
C  
a  
r  
L  
i  
g  
h  
t  
T  
r  
u  
c  
k  
O  
i  
l  
-  
A  
i  
r  
-  
C  
a  
b  
i  
n



BMW 2020

## Pass Car Light Truck - Oil - Air - Cabin

Year/Año/Année Model/Modelo/Modelé Engine/Motor/Moteur	Eng. Code Código de motor Code moteur	VIN NIV NIV	GOLD Oil Aceite Huile	ProSelect Oil Aceite Huile	Platinum Oil Aceite Huile	GOLD Air Aire Air	ProSelect Air Aire Air	GOLD Cabin Air Cabina Aire Cabine Air	ProSelect Cabin Air Cabina Aire Cabine Air	Platinum Cabin Air Cabina Aire Cabine Air	Loc. Cabin Air Cabina Aire Cabine Air
--	---	-------------------	--------------------------------	-------------------------------------	------------------------------------	----------------------------	---------------------------------	--	---	--	--

## BMW (Cont'd/Suite)

2020 (Cont'd/Suite)

## 530i xDrive

L4 2.0L Turbo			100358	2100358	4100358	200889	N/A	230064	N/A	N/A	
---------------	--	--	--------	---------	---------	--------	-----	--------	-----	-----	--

## 540I

L6 3.0L 2979cc Turbo			100342	2100342	N/A	200889	N/A	230064	N/A	N/A	
----------------------	--	--	--------	---------	-----	--------	-----	--------	-----	-----	--

## 540i xDrive

L6 3.0L 2979cc Turbo			100342	2100342	N/A	200889	N/A	230064	N/A	N/A	
----------------------	--	--	--------	---------	-----	--------	-----	--------	-----	-----	--

## 740I

L6 3.0L 2998cc Turbo			100342	2100342	N/A	200889	N/A	230064	N/A	N/A	
----------------------	--	--	--------	---------	-----	--------	-----	--------	-----	-----	--

## 740i xDrive

L6 3.0L 2998cc Turbo			100342	2100342	N/A	200889	N/A	230064	N/A	N/A	
----------------------	--	--	--------	---------	-----	--------	-----	--------	-----	-----	--

## 745e xDrive

L6 3.0L 2998cc Turbo			100342	2100342	N/A	200889	N/A	230064	N/A	N/A	
----------------------	--	--	--------	---------	-----	--------	-----	--------	-----	-----	--

## 750I

V8 4.4L 4395cc			7189	27189	N/A	200982 Right 200983 Left	N/A Right N/A Left	230064	N/A	N/A	
----------------	--	--	------	-------	-----	-----------------------------------	-----------------------------	--------	-----	-----	--

## 750Li xDrive

V8 4.4L 4400CC 269CID Turbo			7189	27189	N/A	N/A Left N/A Right	N/A Left N/A Right	230064	N/A	N/A	
-----------------------------	--	--	------	-------	-----	-----------------------------	-----------------------------	--------	-----	-----	--

## 750Xi

V8 4.4L 4400CC 269CID Turbo			7189	27189	N/A	N/A Left N/A Right	N/A Left N/A Right	230064	N/A	N/A	
-----------------------------	--	--	------	-------	-----	-----------------------------	-----------------------------	--------	-----	-----	--

## 760LI

V12 6.6L 6600CC 403CID - N74B66 Turbo			7189	27189	N/A	200982 Right 200983 Left	N/A Right N/A Left	230064	N/A	N/A	
---------------------------------------	--	--	------	-------	-----	-----------------------------------	-----------------------------	--------	-----	-----	--

## 840i

L6 3.0L 2998cc Turbo			100342	2100342	N/A	200889	N/A	230064	N/A	N/A	
----------------------	--	--	--------	---------	-----	--------	-----	--------	-----	-----	--

## 840i Gran Coupe

L6 3.0L 2998cc Turbo			100342	2100342	N/A	200889	N/A	230064	N/A	N/A	
----------------------	--	--	--------	---------	-----	--------	-----	--------	-----	-----	--

## 840i Gran Coupe xDrive

L6 3.0L 2998cc Turbo			100342	2100342	N/A	200889	N/A	230064	N/A	N/A	
----------------------	--	--	--------	---------	-----	--------	-----	--------	-----	-----	--

## 840i xDrive

L6 3.0L 2998cc Turbo			100342	2100342	N/A	200889	N/A	230064	N/A	N/A	
----------------------	--	--	--------	---------	-----	--------	-----	--------	-----	-----	--

## ALPINA B7 xDRIVE

V8 4.4L 4400CC 269CID Turbo			7189	27189	N/A	200982 Right 200983 Left	N/A Right N/A Left	230064	N/A	N/A	
-----------------------------	--	--	------	-------	-----	-----------------------------------	-----------------------------	--------	-----	-----	--

## i3

130 kW Electric Motor								232131	N/A	N/A	
-----------------------	--	--	--	--	--	--	--	--------	-----	-----	--

## i3 Range Extender

L2 647cc Electric/Gas			100245	N/A	N/A	N/A	N/A	232131	N/A	N/A	
-----------------------	--	--	--------	-----	-----	-----	-----	--------	-----	-----	--

## i8

L3 1.5L 1499cc Turbo Electric/Gas	B38T		100518	N/A	N/A	200401	N/A	230429	N/A	N/A	
-----------------------------------	------	--	--------	-----	-----	--------	-----	--------	-----	-----	--

N/A = Not Available N/R = Not Required N/S = Not Serviceable For cabin air locator chart, see pages 5-12 See pages 13-16 for footnotes

1) ProSelect - Normal Driving - Traditional Change Intervals 2) NAPA Gold - Severe Driving - OE Recommended intervals 3) NAPA Platinum - Harsh Driving - OE Recommend Intervals

N/A = Non disponible N/R = Non nécessaire N/S = Non réparable Voir le tableau des filtres et d'habitacle aux pages 5-12 Voir pages 13-16 pour des notes

1) NAPA ProSelect et Argent - Conduite normale - Intervalles normaux de remplacement 2) NAPA Or - Conduite difficile - Intervalles recommandés par FEO 3) NAPA Platine - Conduite très difficile - Intervalles recommandés par FEO

N/A = No disponible N/R = No requerido N/S = No Serviceable Para el aire de la cabina y tabla de localización de filtro, consulte las páginas 5-12 Ver las páginas 13-16 para las notas al pie de página

1) NAPA ProSelect y Plata - Manejo normal - Intervalos normales de cambio 2) NAPA Oro - Manejo difícil - Intervalos recomendados por el OEM 3) NAPA Platino - Manejo muy difícil - Intervalos recomendados por el OEM

Italicized Part Numbers May Not Be Available.

Las piezas con números en *italicas* pueden no estar disponibles.  
Les numéros de pièce en *italiques* peuvent ne pas être disponibles.



Pass Car Light Truck - Oil - Air - Cabin

BMW 2020

Year/Año/Année Model/Modelo/Modèle Engine/Motor/Moteur	Eng. Code Código de motor Code moteur	VIN NIV NIV	GOLD Oil Aceite Huile	ProSelect Oil Aceite Huile	Platinum Oil Aceite Huile	GOLD Air Aire Air	ProSelect Air Aire Air	GOLD Cabin Air Cabina Aire Cabine Air	ProSelect Cabin Air Cabina Aire Cabine Air	Platinum Cabin Air Cabina Aire Cabine Air	Loc. Cabin Air Cabina Aire Cabine Air
--	---	-------------------	--------------------------------	-------------------------------------	------------------------------------	----------------------------	---------------------------------	--	---	--	--

BMW (Cont'd/Suite)

**2020** (Cont'd/Suite)

M2

L6 3.0L 2979cc Turbo	N54B30A		7327	27327	47327	200041 Left 200042 Right	N/A Left N/A Right	4255	N/A	N/A	
----------------------	---------	--	------	-------	-------	-----------------------------------	-----------------------------	------	-----	-----	--

M235i xDrive Gran Coupe

L4 2.0L 1998cc 122CID Turbo	B48A20A		100518	N/A	N/A	201399	N/A	232131	N/A	N/A	
-----------------------------	---------	--	--------	-----	-----	--------	-----	--------	-----	-----	--

M240i

L6 3.0L 2998cc Turbo	B58B30M0		100342	2100342	N/A	200422	N/A	4255	N/A	N/A	
----------------------	----------	--	--------	---------	-----	--------	-----	------	-----	-----	--

M240i xDrive

L6 3.0L 2998cc Turbo	B58B30M0		100342	2100342	N/A	200422	N/A	4255	N/A	N/A	
----------------------	----------	--	--------	---------	-----	--------	-----	------	-----	-----	--

M340i

L6 3.0L 2998cc Turbo	B58B30M0		100342	2100342	N/A	201035	N/A	230427	2200427	N/A	
----------------------	----------	--	--------	---------	-----	--------	-----	--------	---------	-----	--

M340i xDrive

L6 3.0L 2998cc Turbo	B58B30M0		100342	2100342	N/A	201035	N/A	230427	2200427	N/A	
----------------------	----------	--	--------	---------	-----	--------	-----	--------	---------	-----	--

M4

L6 3L 3000CC 183CID Turbo			7327	27327	47327	200041 Left 200042 Right	N/A Left N/A Right	4255	N/A	N/A	
---------------------------	--	--	------	-------	-------	-----------------------------------	-----------------------------	------	-----	-----	--

M5 M xDrive

V8 4.4L 4400CC 269CID Turbo	S63B44T4		7189	27189	N/A	201045 Right 201046 Left	N/A Right N/A Left	230064	N/A	N/A	
-----------------------------	----------	--	------	-------	-----	-----------------------------------	-----------------------------	--------	-----	-----	--

M550i xDrive

V8 4.4L 4400CC 269CID Turbo	S63B44T4		7189	27189	N/A	201045 Right 201046 Left	N/A Right N/A Left	230064	N/A	N/A	
-----------------------------	----------	--	------	-------	-----	-----------------------------------	-----------------------------	--------	-----	-----	--

M760i xDrive

V12 6.6L 6600CC 403CID - N74B66 Turbo			7189	27189	N/A	200982 Right 200983 Left	N/A Right N/A Left	230064	N/A	N/A	
---------------------------------------	--	--	------	-------	-----	-----------------------------------	-----------------------------	--------	-----	-----	--

M760Li xDrive

V12 6.6L 6600CC 403CID - N74B66 Turbo			7189	27189	N/A	200982 Right 200983 Left	N/A Right N/A Left	230064	N/A	N/A	
---------------------------------------	--	--	------	-------	-----	-----------------------------------	-----------------------------	--------	-----	-----	--

M8 Competition Coupe

V8 4.4L 4400CC 269CID Turbo			7189	27189	N/A	N/A	N/A	230064	N/A	N/A	
-----------------------------	--	--	------	-------	-----	-----	-----	--------	-----	-----	--

M8 Coupe

V8 4.4L 4400CC 269CID Turbo			7189	27189	N/A	N/A	N/A	230064	N/A	N/A	
-----------------------------	--	--	------	-------	-----	-----	-----	--------	-----	-----	--

M850i xDrive

V8 4.4L 4400CC 269CID Turbo			7189	27189	N/A	N/A	N/A	230064	N/A	N/A	
-----------------------------	--	--	------	-------	-----	-----	-----	--------	-----	-----	--

X1

L4 2.0L	B48A20M0		100518	N/A	N/A	209791	N/A	232131	N/A	N/A	1
---------	----------	--	--------	-----	-----	--------	-----	--------	-----	-----	---

X2 M35i

L4 2.0L Turbo			100518	N/A	N/A	209792	2209792	232131	N/A	N/A	
---------------	--	--	--------	-----	-----	--------	---------	--------	-----	-----	--

X2 sDrive28i

L4 2.0L Turbo			100518	N/A	N/A	209791	N/A	232131	N/A	N/A	
---------------	--	--	--------	-----	-----	--------	-----	--------	-----	-----	--

X2 xDrive28i

L4 2.0L Turbo			100518	N/A	N/A	209791	N/A	232131	N/A	N/A	
---------------	--	--	--------	-----	-----	--------	-----	--------	-----	-----	--

N/A = Not Available N/R = Not Required N/S = Not Servicable For cabin air locator chart, see pages 5-12 See pages 13-16 for footnotes

1) ProSelect - Normal Driving - Traditional Change Intervals 2) NAPA Gold - Severe Driving - OE Recommended intervals 3) NAPA Platinum - Harsh Driving - OE Recommend Intervals

N/A = Non disponible N/R = Non nécessaire N/S = Non réparable Voir le tableau des filtres et d'habitacle aux pages 5-12 Voir pages 13-16 pour des notes

1) NAPA ProSelect et Argent - Conduite normale - Intervalles normaux de remplacement 2) NAPA Or - Conduite difficile - Intervalles recommandés par FEO 3) NAPA Platine - Conduite très difficile - Intervalles recommandés par FEO

N/A = No disponible N/R = No requerido N/S = No Servicable Para el aire de la cabina y tabla de localización de filtro, consulte las páginas 5-12 Ver las páginas 13-16 para las notas al pie de página

1) NAPA ProSelect y Plata - Manejo normal - Intervalos normales de cambio 2) NAPA Oro - Manejo difícil - Intervalos recomendados por el OEM 3) NAPA Platino - Manejo muy difícil - Intervalos recomendados por el OEM

*Italicized Part Numbers May Not Be Available.*

Las piezas con números en *italicas* pueden no estar disponibles.

Les numéros de pièce en *italiques* peuvent ne pas être disponibles.

P  
a  
s  
s  
C  
a  
r  
L  
i  
g  
h  
t  
T  
r  
u  
c  
k  
O  
i  
l  
-  
A  
i  
r  
-  
C  
a  
b  
i  
n



BMW 2020-2019

## Pass Car Light Truck - Oil - Air - Cabin

Year/Año/Année Model/Modelo/Modèle Engine/Motor/Moteur	Eng. Code Código de motor Code moteur	VIN NIV NIV	GOLD Oil Aceite Huile	ProSelect Oil Aceite Huile	Platinum Oil Aceite Huile	GOLD Air Aire Air	ProSelect Air Aire Air	GOLD Cabin Air Cabina Aire Cabine Air	ProSelect Cabin Air Cabina Aire Cabine Air	Platinum Cabin Air Cabina Aire Cabine Air	Loc. Cabin Air Cabina Aire Cabine Air
--	---	-------------------	--------------------------------	-------------------------------------	------------------------------------	----------------------------	---------------------------------	--	---	--	--

## BMW (Cont'd/Suite)

**2020** (Cont'd/Suite)**X3 M40i**

L6 3L 3000CC 183CID Turbo	B58B30		100342	2100342	N/A	N/A	N/A	230427	2200427	N/A	
---------------------------	--------	--	--------	---------	-----	-----	-----	--------	---------	-----	--

**X3 sDrive30i**

L4 2L 2000CC 122CID - Turbo	B48B20B		100358	2100358	4100358	200889	N/A	230427	2200427	N/A	
-----------------------------	---------	--	--------	---------	---------	--------	-----	--------	---------	-----	--

**X3 xDrive30i**

L4 2L 2000CC 122CID - Turbo	B48B20B		100358	2100358	4100358	200889	N/A	230427	2200427	N/A	
-----------------------------	---------	--	--------	---------	---------	--------	-----	--------	---------	-----	--

**X4 M40i**

L6 3L 2979CC Turbo	N55B30A					N/A	N/A	230427	2200427	N/A	1
--------------------	---------	--	--	--	--	-----	-----	--------	---------	-----	---

**X4 xDrive30i**

L4 2.0L 1997cc 121 CID Turbo	N20B20A		100358	2100358	4100358	200889	N/A	230427	2200427	N/A	1
------------------------------	---------	--	--------	---------	---------	--------	-----	--------	---------	-----	---

**X5 M50i**

V8 4.4L 4395cc Turbo	N63B44B		7189	27189	N/A	200987(2)	N/A	N/A	N/A	N/A	1
----------------------	---------	--	------	-------	-----	-----------	-----	-----	-----	-----	---

**X5 xDrive40i**

L6 3L 3000CC 183CID Turbo	B58B30		100342	2100342	N/A	200889	N/A	230064	N/A	N/A	1
---------------------------	--------	--	--------	---------	-----	--------	-----	--------	-----	-----	---

**X5 xDrive50i**

V8 4.4L 4395cc Turbo	N63B44B		7189	27189	N/A	200987(2)	N/A	N/A	N/A	N/A	1
----------------------	---------	--	------	-------	-----	-----------	-----	-----	-----	-----	---

**X6**

L6 3.0L 2979CC 181.8CID Turbo	N55B30M0		100342	2100342	N/A	200889	N/A	230064 230064	N/A N/A	N/A N/A	
-------------------------------	----------	--	--------	---------	-----	--------	-----	------------------	------------	------------	--

V8 4.4L 4400CC 269CID Turbo			7189	27189	N/A	N/A N/A 200987 Left	N/A N/A Right Left	N/A N/A N/A <sup>171</sup>	N/A N/A N/A <sup>171</sup>	N/A N/A N/A <sup>171</sup>	1 1
-----------------------------	--	--	------	-------	-----	------------------------------	-----------------------------	----------------------------------	----------------------------------	----------------------------------	--------

--	--	--	--	--	--	--	--	--	--	--	--

--	--	--	--	--	--	--	--	--	--	--	--

--	--	--	--	--	--	--	--	--	--	--	--

--	--	--	--	--	--	--	--	--	--	--	--

--	--	--	--	--	--	--	--	--	--	--	--

--	--	--	--	--	--	--	--	--	--	--	--

--	--	--	--	--	--	--	--	--	--	--	--

--	--	--	--	--	--	--	--	--	--	--	--

--	--	--	--	--	--	--	--	--	--	--	--

--	--	--	--	--	--	--	--	--	--	--	--

--	--	--	--	--	--	--	--	--	--	--	--

--	--	--	--	--	--	--	--	--	--	--	--

--	--	--	--	--	--	--	--	--	--	--	--

--	--	--	--	--	--	--	--	--	--	--	--

**2019****230i**

L4 2.0L 1998cc Turbo	B46B2000		100358	2100358	4100358	200422	N/A	4255	N/A	N/A	
----------------------	----------	--	--------	---------	---------	--------	-----	------	-----	-----	--

**230i xDrive**

L4 2.0L 1998cc Turbo	B46B2000		100358	2100358	4100358	200422	N/A	4255	N/A	N/A	
----------------------	----------	--	--------	---------	---------	--------	-----	------	-----	-----	--

**320i**

L4 2.0L 1997cc 121 CID Turbo	N20B20A		100358	2100358	4100358	200422	N/A	4255	N/A	N/A	1
------------------------------	---------	--	--------	---------	---------	--------	-----	------	-----	-----	---

**320i XDRIVE**

L4 2.0L 1997cc 121 CID Turbo	N20B20A		100358	2100358	4100358	200422	N/A	4255	N/A	N/A	1
------------------------------	---------	--	--------	---------	---------	--------	-----	------	-----	-----	---

**328D**

L4 2.0L 1995cc 121 CID Turbo Diesel			100025	2100025	N/A			4255	N/A	N/A	1
-------------------------------------	--	--	--------	---------	-----	--	--	------	-----	-----	---

**328D XDRIVE**

L4 2.0L 1995cc 121 CID Turbo Diesel			100025	2100025	N/A			4255 <sup>78</sup>	N/A <sup>78</sup>	N/A <sup>78</sup>	1
-------------------------------------	--	--	--------	---------	-----	--	--	--------------------	-------------------	-------------------	---

**330e**

L4 2.0 Turbo Electric/Gas			100358	2100358	4100358	200422	N/A	4255	N/A	N/A	
---------------------------	--	--	--------	---------	---------	--------	-----	------	-----	-----	--

N/A = Not Available N/R = Not Required N/S = Not Serviceable For cabin air locator chart, see pages 5-12 See pages 13-16 for footnotes

1) ProSelect - Normal Driving - Traditional Change Intervals 2) NAPA Gold - Severe Driving - OE Recommended Intervals 3) NAPA Platinum - Harsh Driving - OE Recommend Intervals

N/A = Non disponible N/R = Non nécessaire N/S = Non réparable Voir le tableau des filtres et d'habitacle aux pages 5-12 Voir pages 13-16 pour des notes

1) NAPA ProSelect et Argent - Conduite normale - Intervalles normaux de remplacement 2) NAPA Or - Conduite difficile - Intervalles recommandés par FEO 3) NAPA Platine - Conduite très difficile - Intervalles recommandés par FEO

N/A = No disponible N/R = No requerido N/S = No Serviceable Para el aire de la cabina y tabla de localización de filtro, consulte las páginas 5-12 Ver las páginas 13-16 para las notas al pie de página

1) NAPA ProSelect y Plata - Manejo normal - Intervalos normales de cambio 2) NAPA Oro - Manejo difícil - Intervalos recomendados por el OEM 3) NAPA Platino - Manejo muy difícil - Intervalos recomendados por el OEM

*Italicized Part Numbers May Not Be Available.*Las piezas con números en *italicas* pueden no estar disponibles.  
Les numéros de pièce en *italiques* peuvent ne pas être disponibles.



Pass Car Light Truck - Oil - Air - Cabin

BMW 2019

Year/Año/Année Model/Modelo/Modèle Engine/Motor/Moteur	Eng. Code Código de motor Code moteur	VIN NIV NIV	GOLD Oil Aceite Huile	ProSelect Oil Aceite Huile	Platinum Oil Aceite Huile	GOLD Air Aire Air	ProSelect Air Aire Air	GOLD Cabin Air Cabina Aire Cabine Air	ProSelect Cabin Air Cabina Aire Cabine Air	Platinum Cabin Air Cabina Aire Cabine Air	Loc. Cabin Air Cabina Aire Cabine Air
--	---	-------------------	--------------------------------	-------------------------------------	------------------------------------	----------------------------	---------------------------------	--	---	--	--

BMW (Cont'd/Suite)

2019 (Cont'd/Suite)

330i

L4 2.0L 1998cc Turbo	B46B2000		100358	2100358	4100358	201226	N/A	4255	N/A	N/A	
----------------------	----------	--	--------	---------	---------	--------	-----	------	-----	-----	--

330i GT xDrive

L4 2.0L 1998cc Turbo	B46B2000		100358	2100358	4100358	200422	N/A	4255 <sup>78</sup>	N/A <sup>78</sup>	N/A <sup>78</sup>	
----------------------	----------	--	--------	---------	---------	--------	-----	--------------------	-------------------	-------------------	--

330i xDrive

L4 2.0L 1998cc Turbo	B46B2000		100358	2100358	4100358	201226	N/A	4255	N/A	N/A	
----------------------	----------	--	--------	---------	---------	--------	-----	------	-----	-----	--

340I

L6 3.0L 2998cc Turbo	B58B30M0		100342 <sup>481</sup>	2100342 <sup>481</sup>	N/A <sup>481</sup>	200422	N/A	4255	N/A	N/A	
----------------------	----------	--	-----------------------	------------------------	--------------------	--------	-----	------	-----	-----	--

340i GT xDrive

L6 3.0L 2998cc Turbo	B58B30M0		100342	2100342	N/A	200422	N/A	4255	N/A	N/A	
----------------------	----------	--	--------	---------	-----	--------	-----	------	-----	-----	--

340i XDRIVE

L6 3.0L 2998cc Turbo	B58B30M0		100342 <sup>481</sup>	2100342 <sup>481</sup>	N/A <sup>481</sup>	200422	N/A	4255 <sup>78</sup>	N/A <sup>78</sup>	N/A <sup>78</sup>	
----------------------	----------	--	-----------------------	------------------------	--------------------	--------	-----	--------------------	-------------------	-------------------	--

430i

L4 2.0L 1998cc Turbo	B46B2000		100358	2100358	4100358	200422	N/A	4255 <sup>78</sup>	N/A <sup>78</sup>	N/A <sup>78</sup>	
L6 3.0L 2998cc Turbo			100358	2100358	4100358	200422	N/A	4255	N/A	N/A	

430i Gran Coupe

L4 2.0L 1998cc Turbo	B46B2000		100358	2100358	4100358	200422	N/A	4255 <sup>78</sup>	N/A <sup>78</sup>	N/A <sup>78</sup>	
----------------------	----------	--	--------	---------	---------	--------	-----	--------------------	-------------------	-------------------	--

430i xDrive

L4 2.0L 1998cc Turbo	B46B2000		100358	2100358	4100358	200422	N/A	4255 <sup>78</sup>	N/A <sup>78</sup>	N/A <sup>78</sup>	
----------------------	----------	--	--------	---------	---------	--------	-----	--------------------	-------------------	-------------------	--

430i xDrive Gran Coupe

L4 2.0L 1998cc Turbo	B46B2000		100358	2100358	4100358	200422	N/A	4255 <sup>78</sup>	N/A <sup>78</sup>	N/A <sup>78</sup>	
----------------------	----------	--	--------	---------	---------	--------	-----	--------------------	-------------------	-------------------	--

440i

L6 3.0L 2998cc Turbo	B58B30M0		100342 <sup>481</sup>	2100342 <sup>481</sup>	N/A <sup>481</sup>	200422 <sup>481</sup>	N/A <sup>481</sup>	4255 <sup>78</sup>	N/A <sup>78</sup>	N/A <sup>78</sup>	
----------------------	----------	--	-----------------------	------------------------	--------------------	-----------------------	--------------------	--------------------	-------------------	-------------------	--

440i Gran Coupe

L6 3.0L 2998cc Turbo	B58B30M0		100342 <sup>481</sup>	2100342 <sup>481</sup>	N/A <sup>481</sup>	200422	N/A	4255 <sup>78</sup>	N/A <sup>78</sup>	N/A <sup>78</sup>	
----------------------	----------	--	-----------------------	------------------------	--------------------	--------	-----	--------------------	-------------------	-------------------	--

440i xDrive

L6 3.0L 2998cc Turbo	B58B30M0		100342 <sup>481</sup>	2100342 <sup>481</sup>	N/A <sup>481</sup>	200422	N/A	4255 <sup>78</sup>	N/A <sup>78</sup>	N/A <sup>78</sup>	
----------------------	----------	--	-----------------------	------------------------	--------------------	--------	-----	--------------------	-------------------	-------------------	--

440i xDrive Gran Coupe

L6 3.0L 2998cc Turbo	B58B30M0		100342 <sup>481</sup>	2100342 <sup>481</sup>	N/A <sup>481</sup>	200422	N/A	4255 <sup>78</sup>	N/A <sup>78</sup>	N/A <sup>78</sup>	
----------------------	----------	--	-----------------------	------------------------	--------------------	--------	-----	--------------------	-------------------	-------------------	--

530e Hybrid

L4 2.0 Turbo Electric/Gas			100358	2100358	4100358	200889	N/A	230064	N/A	N/A	
---------------------------	--	--	--------	---------	---------	--------	-----	--------	-----	-----	--

530e xDrive Hybrid

L4 2.0 Turbo Electric/Gas			100358	2100358	4100358	200889	N/A	230064	N/A	N/A	
---------------------------	--	--	--------	---------	---------	--------	-----	--------	-----	-----	--

530I

L4 2.0L Turbo			100358	2100358	4100358	200889	N/A	230064	N/A	N/A	
---------------	--	--	--------	---------	---------	--------	-----	--------	-----	-----	--

530i xDrive

L4 2.0L Turbo			100358	2100358	4100358	200889	N/A	230064	N/A	N/A	
---------------	--	--	--------	---------	---------	--------	-----	--------	-----	-----	--

540D

L6 3.0L 2993cc Turbo Diesel	N57D30T		100342	2100342	N/A	200889	N/A	230064	N/A	N/A	
-----------------------------	---------	--	--------	---------	-----	--------	-----	--------	-----	-----	--

540I

L6 3.0L 2979cc Turbo			100342	2100342	N/A	200889	N/A	230064	N/A	N/A	
----------------------	--	--	--------	---------	-----	--------	-----	--------	-----	-----	--

540i xDrive

L6 3.0L 2979cc Turbo			100342	2100342	N/A	200889	N/A	230064	N/A	N/A	
----------------------	--	--	--------	---------	-----	--------	-----	--------	-----	-----	--

550I XDRIVE

V8 4.4L 4400CC 269CID Turbo			7189	27189	N/A	200983 Left 200982 Right	N/A Left N/A Right	230064 230064	N/A N/A	N/A N/A	1 1
-----------------------------	--	--	------	-------	-----	-----------------------------------	-----------------------------	------------------	------------	------------	--------

640I

L6 3L 2979CC Turbo	N55B30A		7327	27327	47327	9555 <sup>394</sup>	N/A <sup>394</sup>	4329 <sup>394</sup>	N/A <sup>394</sup>	N/A <sup>394</sup>	1
--------------------	---------	--	------	-------	-------	---------------------	--------------------	---------------------	--------------------	--------------------	---

N/A = Not Available N/R = Not Required N/S = Not Servicable For cabin air locator chart, see pages 5-12 See pages 13-16 for footnotes

1) ProSelect - Normal Driving - Traditional Change Intervals 2) NAPA Gold - Severe Driving - OE Recommended intervals 3) NAPA Platinum - Harsh Driving - OE Recommend Intervals

N/A = Non disponible N/R = Non nécessaire N/S = Non réparable Voir le tableau des filtres et d'habitacle aux pages 5-12 Voir pages 13-16 pour des notes

1) NAPA ProSelect et Argent - Conduite normale - Intervalles normaux de remplacement 2) NAPA Or - Conduite difficile - Intervalles recommandés par FEO 3) NAPA Platine - Conduite très difficile - Intervalles recommandés par FEO

N/A = No disponible N/R = No requerido N/S = No Servicable Para el aire de la cabina y tabla de localización de filtro, consulte las páginas 5-12 Ver las páginas 13-16 para las notas al pie de página

1) NAPA ProSelect y Plata - Manejo normal - Intervalos normales de cambio 2) NAPA Oro - Manejo difícil - Intervalos recomendados por el OEM 3) NAPA Platino - Manejo muy difícil - Intervalos recomendados por el OEM

Italicized Part Numbers May Not Be Available.

Las piezas con números en *italicas* pueden no estar disponibles.

Les numéros de pièce en *italiques* peuvent ne pas être disponibles.

P  
a  
s  
s  
C  
a  
r  
L  
i  
g  
h  
t  
T  
r  
u  
c  
k  
O  
i  
l  
-  
A  
i  
r  
-  
C  
a  
b  
i  
n



BMW 2019

## Pass Car Light Truck - Oil - Air - Cabin

Year/Año/Année Model/Modelo/Modèle Engine/Motor/Moteur	Eng. Code Código de motor Code moteur	VIN NIV NIV	GOLD Oil Aceite Huile	ProSelect Oil Aceite Huile	Platinum Oil Aceite Huile	GOLD Air Aire Air	ProSelect Air Aire Air	GOLD Cabin Air Cabina Aire Cabine Air	ProSelect Cabin Air Cabina Aire Cabine Air	Platinum Cabin Air Cabina Aire Cabine Air	Loc. Cabin Air Cabina Aire Cabine Air
--	---	-------------------	--------------------------------	-------------------------------------	------------------------------------	----------------------------	---------------------------------	--	---	--	--

## BMW (Cont'd/Suite)

2019 (Cont'd/Suite)

## 640i Gran Coupe

L6 3L 2979CC Turbo	N55B30A	7327	27327	47327	9555 <sup>78</sup>	N/A <sup>78</sup>	4329	N/A	N/A	1
--------------------	---------	------	-------	-------	--------------------	-------------------	------	-----	-----	---

## 640i XDRIVE

L6 3L 2979CC Turbo	N55B30A	100342	2100342	N/A	9555 <sup>78</sup>	N/A <sup>78</sup>	4329 <sup>78</sup>	N/A <sup>78</sup>	N/A <sup>78</sup>	1
--------------------	---------	--------	---------	-----	--------------------	-------------------	--------------------	-------------------	-------------------	---

## 640i xDrive Gran Coupe

L6 3L 2979CC Turbo	N55B30A	7327	27327	47327	9555	N/A	4329	N/A	N/A	1
--------------------	---------	------	-------	-------	------	-----	------	-----	-----	---

## 640i xDrive Gran Turismo

L6 3L 2979CC Turbo	N55B30A	100342	2100342	N/A	9555 <sup>78</sup>	N/A <sup>78</sup>	4329 <sup>78</sup>	N/A <sup>78</sup>	N/A <sup>78</sup>	
--------------------	---------	--------	---------	-----	--------------------	-------------------	--------------------	-------------------	-------------------	--

## 650i GRAN COUPE

V8 4.4L 4395cc Turbo	N63B44	7189	27189	N/A	9257 Left 9258 Right	N/A Left N/A Right	4329	N/A	N/A	
----------------------	--------	------	-------	-----	-------------------------------	-----------------------------	------	-----	-----	--

V8 4.4L 4395cc Turbo	N63B44	7189	27189	N/A	9257 Left 9258 Right	N/A Left N/A Right	4329	N/A	N/A	
----------------------	--------	------	-------	-----	-------------------------------	-----------------------------	------	-----	-----	--

## 650i XDRIVE

V8 4.4L 4395cc Turbo	N63B44	7189	27189	N/A	9257 Left 9258 Right	N/A Left N/A Right	4329	N/A	N/A	
----------------------	--------	------	-------	-----	-------------------------------	-----------------------------	------	-----	-----	--

V8 4.4L 4395cc Turbo	N63B44	7189	27189	N/A	9257 Left 9258 Right	N/A Left N/A Right	4329	N/A	N/A	
----------------------	--------	------	-------	-----	-------------------------------	-----------------------------	------	-----	-----	--

## 740e

L4 2.0 Turbo Electric/Gas		100358	2100358	4100358	9257 Left 9258 Right	N/A Left N/A Right	230064	N/A	N/A	
---------------------------	--	--------	---------	---------	-------------------------------	-----------------------------	--------	-----	-----	--

L4 2.0 Turbo Electric/Gas		100358	2100358	4100358	9257 Left 9258 Right	N/A Left N/A Right	230064	N/A	N/A	
---------------------------	--	--------	---------	---------	-------------------------------	-----------------------------	--------	-----	-----	--

## 740e xDrive

L4 2.0 Turbo Electric/Gas		100358	2100358	4100358	200889	N/A	230064	N/A	N/A	
---------------------------	--	--------	---------	---------	--------	-----	--------	-----	-----	--

## 740i

L6 3.0L 2998cc Turbo		100342	2100342	N/A	200889	N/A	230064	N/A	N/A	
----------------------	--	--------	---------	-----	--------	-----	--------	-----	-----	--

## 740i xDrive

L6 3.0L 2998cc Turbo		100342	2100342	N/A	200889	N/A	230064	N/A	N/A	
----------------------	--	--------	---------	-----	--------	-----	--------	-----	-----	--

## 750i

V8 4.4L 4395cc		7189	27189	N/A	200982 Right 200983 Left	N/A Right N/A Left	230064	N/A	N/A	
----------------	--	------	-------	-----	-----------------------------------	-----------------------------	--------	-----	-----	--

V8 4.4L 4395cc		7189	27189	N/A	200982 Right 200983 Left	N/A Right N/A Left	230064	N/A	N/A	
----------------	--	------	-------	-----	-----------------------------------	-----------------------------	--------	-----	-----	--

## 750Li xDrive

V8 4.4L 4400CC 269CID Turbo		7189	27189	N/A	N/A Left N/A Right	N/A Left N/A Right	230064	N/A	N/A	
-----------------------------	--	------	-------	-----	-----------------------------	-----------------------------	--------	-----	-----	--

V8 4.4L 4400CC 269CID Turbo		7189	27189	N/A	N/A Left N/A Right	N/A Left N/A Right	230064	N/A	N/A	
-----------------------------	--	------	-------	-----	-----------------------------	-----------------------------	--------	-----	-----	--

## 760i

V12 6.6L 6600CC 403CID - N74B66 Turbo		7189	27189	N/A	200982 Right 200983 Left	N/A Right N/A Left	230064	N/A	N/A	
---------------------------------------	--	------	-------	-----	-----------------------------------	-----------------------------	--------	-----	-----	--

V12 6.6L 6600CC 403CID - N74B66 Turbo		7189	27189	N/A	200982 Right 200983 Left	N/A Right N/A Left	230064	N/A	N/A	
---------------------------------------	--	------	-------	-----	-----------------------------------	-----------------------------	--------	-----	-----	--

## ALPINA B6 XDRIVE GRAN COUPE

V8 4.4L 4395cc Turbo	N63M20A	7189	27189	N/A	9258 Right 9257 Left	N/A Right N/A Left	4329(2)	N/A	N/A	1
----------------------	---------	------	-------	-----	-------------------------------	-----------------------------	---------	-----	-----	---

V8 4.4L 4395cc Turbo	N63M20A	7189	27189	N/A	9258 Right 9257 Left	N/A Right N/A Left	4329(2)	N/A	N/A	1
----------------------	---------	------	-------	-----	-------------------------------	-----------------------------	---------	-----	-----	---

## ALPINA B7 xDRIVE

V8 4.4L 4400CC 269CID Turbo		7189	27189	N/A	200982 Right 200983 Left	N/A Right N/A Left	230064	N/A	N/A	
-----------------------------	--	------	-------	-----	-----------------------------------	-----------------------------	--------	-----	-----	--

V8 4.4L 4400CC 269CID Turbo		7189	27189	N/A	200982 Right 200983 Left	N/A Right N/A Left	230064	N/A	N/A	
-----------------------------	--	------	-------	-----	-----------------------------------	-----------------------------	--------	-----	-----	--

N/A = Not Available N/R = Not Required N/S = Not Servicable For cabin air locator chart, see pages 5-12 See pages 13-16 for footnotes

1) ProSelect - Normal Driving - Traditional Change Intervals 2) NAPA Gold - Severe Driving - OE Recommended intervals 3) NAPA Platinum - Harsh Driving - OE Recommend Intervals

N/A = Non disponible N/R = Non nécessaire N/S = Non réparable Voir le tableau des filtres et d'habitacle aux pages 5-12 Voir pages 13-16 pour des notes

1) NAPA ProSelect et Argent - Conduite normale - Intervalles normaux de remplacement 2) NAPA Or - Conduite difficile - Intervalles recommandés par FEO 3) NAPA Platine - Conduite très difficile - Intervalles recommandés par FEO

N/A = No disponible N/R = No requerido N/S = No Servicable Para el aire de la cabina y tabla de localización de filtro, consulte las páginas 5-12 Ver las páginas 13-16 para las notas al pie de página

1) NAPA ProSelect y Plata - Manejo normal - Intervalos normales de cambio 2) NAPA Oro - Manejo difícil - Intervalos recomendados por el OEM 3) NAPA Platino - Manejo muy difícil - Intervalos recomendados por el OEM

Italicized Part Numbers May Not Be Available.

Las piezas con números en *italicas* pueden no estar disponibles.  
Les numéros de pièce en *italiques* peuvent ne pas être disponibles.





Pass Car Light Truck - Oil - Air - Cabin

BMW 2019

Year/Año/Année Model/Modelo/Modèle Engine/Motor/Moteur	Eng. Code Código de motor Code moteur	VIN NIV NIV	GOLD Oil Aceite Huile	ProSelect Oil Aceite Huile	Platinum Oil Aceite Huile	GOLD Air Aire Air	ProSelect Air Aire Air	GOLD Cabin Air Cabina Aire Cabine Air	ProSelect Cabin Air Cabina Aire Cabine Air	Platinum Cabin Air Cabina Aire Cabine Air	Loc. Cabin Air Cabina Aire Cabine Air
--	---	-------------------	--------------------------------	-------------------------------------	------------------------------------	----------------------------	---------------------------------	--	---	--	--

BMW (Cont'd/Suite)

**2019** (Cont'd/Suite)

**i3**

130 kW Electric Motor								232131	N/A	N/A	
-----------------------	--	--	--	--	--	--	--	--------	-----	-----	--

**i3 Range Extender**

L2 647cc Electric/Gas		100245	N/A	N/A	N/A	N/A	N/A	232131	N/A	N/A	
-----------------------	--	--------	-----	-----	-----	-----	-----	--------	-----	-----	--

**i8**

L3 1.5L 1499cc Turbo Electric/Gas	B38T	107522	2107522	N/A	200401	N/A	N/A	230429	N/A	N/A	
-----------------------------------	------	--------	---------	-----	--------	-----	-----	--------	-----	-----	--

**M2**

L6 3.0L 2979cc Turbo	N54B30A	7327	27327	47327	200041 Left 200042 Right	N/A Left N/A Right	N/A	4255	N/A	N/A	
----------------------	---------	------	-------	-------	-----------------------------------	-----------------------------	-----	------	-----	-----	--

**M240i**

L6 3.0L 2998cc Turbo	B58B30M0	100342	2100342	N/A	200422	N/A	N/A	4255	N/A	N/A	
----------------------	----------	--------	---------	-----	--------	-----	-----	------	-----	-----	--

**M240i xDrive**

L6 3.0L 2979cc Turbo	N54B30A	100342	2100342	N/A	200422	N/A	N/A	4255 <sup>78</sup>	N/A <sup>78</sup>	N/A <sup>78</sup>	
----------------------	---------	--------	---------	-----	--------	-----	-----	--------------------	-------------------	-------------------	--

**M340i**

L6 3.0L 2998cc Turbo	B58B30M0	100342	2100342	N/A	201035	N/A	N/A	230427	2200427	N/A	
----------------------	----------	--------	---------	-----	--------	-----	-----	--------	---------	-----	--

**M340i xDrive**

L6 3.0L 2998cc Turbo	B58B30M0	100342	2100342	N/A	201035	N/A	N/A	230427 <sup>78</sup>	2200427 <sup>78</sup>	N/A <sup>78</sup>	
----------------------	----------	--------	---------	-----	--------	-----	-----	----------------------	-----------------------	-------------------	--

**M4**

L6 3L 3000CC 183CID Turbo		7327	27327	47327	200041 Left 200042 Right	N/A Left N/A Right	N/A	4255 <sup>78</sup>	N/A <sup>78</sup>	N/A <sup>78</sup>	
---------------------------	--	------	-------	-------	-----------------------------------	-----------------------------	-----	--------------------	-------------------	-------------------	--

**M5**

V8 4.4L 4400CC 269CID Turbo	S63B44T4	7189	27189	N/A	201045 Right 201046 Left	N/A Right N/A Left	N/A	230064	N/A	N/A	
-----------------------------	----------	------	-------	-----	-----------------------------------	-----------------------------	-----	--------	-----	-----	--

**M550i xDrive**

V8 4.4L 4395cc Turbo	N63B44B	7189	27189	N/A	200982 Right 200983 Left	N/A Right N/A Left	N/A	230064	N/A	N/A	1
----------------------	---------	------	-------	-----	-----------------------------------	-----------------------------	-----	--------	-----	-----	---

**M6**

V8 4.4L 4395cc Turbo	S63B44B	7189	27189	N/A	200041 Left 200042 Right	N/A Left N/A Right	N/A	4329 <sup>78</sup>	N/A <sup>78</sup>	N/A <sup>78</sup>	
----------------------	---------	------	-------	-----	-----------------------------------	-----------------------------	-----	--------------------	-------------------	-------------------	--

**M6 GRAN COUPE**

V8 4.4L 4395cc Turbo	S63B44B	7189	27189	N/A	200041 Left 200042 Right	N/A Left N/A Right	N/A	4329 <sup>78</sup>	N/A <sup>78</sup>	N/A <sup>78</sup>	8
----------------------	---------	------	-------	-----	-----------------------------------	-----------------------------	-----	--------------------	-------------------	-------------------	---

**M760i xDrive**

V12 6.6L 6600CC 403CID - N74B66 Turbo		7189	27189	N/A	200982 <sup>193</sup> Right 200983 <sup>193</sup> Left	N/A <sup>193</sup> Right N/A <sup>193</sup> Left	N/A	230064	N/A	N/A	
---------------------------------------	--	------	-------	-----	---	---	-----	--------	-----	-----	--

**M850i xDrive**

V8 4.4L 4395cc Turbo	N63B44	7189	27189	N/A	N/A	N/A	N/A	230064	N/A	N/A	
----------------------	--------	------	-------	-----	-----	-----	-----	--------	-----	-----	--

**X1**

L4 2.0L	B48A20M0	107522	2107522	N/A	209791	N/A	N/A	232131 <sup>78</sup>	N/A <sup>78</sup>	N/A <sup>78</sup>	1
---------	----------	--------	---------	-----	--------	-----	-----	----------------------	-------------------	-------------------	---

**X2**

L4 2.0L Turbo		107522	2107522	N/A	209792	2209792	N/A	232131	N/A	N/A	
---------------	--	--------	---------	-----	--------	---------	-----	--------	-----	-----	--

N/A = Not Available N/R = Not Required N/S = Not Servicable For cabin air locator chart, see pages 5-12 See pages 13-16 for footnotes

1) ProSelect - Normal Driving - Traditional Change Intervals 2) NAPA Gold - Severe Driving - OE Recommended intervals 3) NAPA Platinum - Harsh Driving - OE Recommend Intervals

N/A = Non disponible N/R = Non nécessaire N/S = Non réparable Voir le tableau des filtres et d'habitacle aux pages 5-12 Voir pages 13-16 pour des notes

1) NAPA ProSelect et Argent - Conduite normale - Intervalles normaux de remplacement 2) NAPA Or - Conduite difficile - Intervalles recommandés par FEO 3) NAPA Platine - Conduite très difficile - Intervalles recommandés par FEO

N/A = No disponible N/R = No requerido N/S = No Servicable Para el aire de la cabina y tabla de localización de filtro, consulte las páginas 5-12 Ver las páginas 13-16 para las notas al pie de página

1) NAPA ProSelect y Plata - Manejo normal - Intervallos normales de cambio 2) NAPA Oro - Manejo difícil - Intervallos recomendados por el OEM 3) NAPA Platino - Manejo muy difícil - Intervallos recomendados por el OEM

*Italicized Part Numbers May Not Be Available.*

Las piezas con números en *italicas* pueden no estar disponibles.

Les numéros de pièce en *italiques* peuvent ne pas être disponibles.

P  
a  
s  
s  
C  
a  
r  
L  
i  
g  
h  
t  
T  
r  
u  
c  
k  
O  
i  
l  
-  
A  
i  
r  
-  
C  
a  
b  
i  
n



BMW 2019-2018

Pass Car Light Truck - Oil - Air - Cabin

Year/Año/Année Model/Modelo/Modele Engine/Motor/Moteur	Eng. Code Código de motor Code moteur	VIN NIV NIV	GOLD Oil Aceite Huile	ProSelect Oil Aceite Huile	Platinum Oil Aceite Huile	GOLD Air Aire Air	ProSelect Air Aire Air	GOLD Cabin Air Cabina Aire Cabine Air	ProSelect Cabin Air Cabina Aire Cabine Air	Platinum Cabin Air Cabina Aire Cabine Air	Loc. Cabin Air Cabina Aire Cabine Air
--	---	-------------------	--------------------------------	-------------------------------------	------------------------------------	----------------------------	---------------------------------	--	---	--	--

## BMW (Cont'd/Suite)

## 2019 (Cont'd/Suite)

## X3 M40i

L6 3L 3000CC 183CID Turbo	B58B30					200889	N/A	230427 <sup>78</sup>	2200427 <sup>78</sup>	N/A <sup>78</sup>	
---------------------------	--------	--	--	--	--	--------	-----	----------------------	-----------------------	-------------------	--

## X3 xDrive30i

L4 2L 2000CC 122CID - Turbo	B48B20B		100358	2100358	4100358	200889	N/A	230427 <sup>78</sup>	2200427 <sup>78</sup>	N/A <sup>78</sup>	
-----------------------------	---------	--	--------	---------	---------	--------	-----	----------------------	-----------------------	-------------------	--

## X4 M40i

L6 3L 2979CC Turbo	N55B30A					200889	N/A	230427 <sup>78</sup>	2200427 <sup>78</sup>	N/A <sup>78</sup>	1
--------------------	---------	--	--	--	--	--------	-----	----------------------	-----------------------	-------------------	---

## X4 xDrive30i

L4 2.0L 1997cc 121 CID Turbo	N20B20A		100358	2100358	4100358	200889	N/A	230427 <sup>78</sup>	2200427 <sup>78</sup>	N/A <sup>78</sup>	1
------------------------------	---------	--	--------	---------	---------	--------	-----	----------------------	-----------------------	-------------------	---

## X5

L6 3L 2993CC 183CID Turbo Diesel	N57D30T0		100025	2100025	N/A	201060 <sup>193</sup>	N/A <sup>193</sup>	230064	N/A	N/A	
----------------------------------	----------	--	--------	---------	-----	-----------------------	--------------------	--------	-----	-----	--

V8 4.4L 4395cc Turbo	N63B44B		7189	27189	N/A	200987	N/A	230064	N/A	N/A	1
----------------------	---------	--	------	-------	-----	--------	-----	--------	-----	-----	---

## X5 M

V8 4.4L 4400CC 269CID Turbo			7189	27189	N/A	N/A	N/A	N/A	N/A	N/A	1
-----------------------------	--	--	------	-------	-----	-----	-----	-----	-----	-----	---

## X5 xDrive40e

L4 2.0 Turbo Electric/Gas			7327	27327	47327	200645	N/A	N/A 230064	N/A N/A	N/A N/A	
---------------------------	--	--	------	-------	-------	--------	-----	---------------	------------	------------	--

## X5 xDrive40i

L6 3L 2979CC Turbo	N55B30A		100342	2100342	N/A	200889	N/A	230064	N/A	N/A	1
--------------------	---------	--	--------	---------	-----	--------	-----	--------	-----	-----	---

## X6

L6 3L 2979CC 181.8CID Turbo	N55B30M0		7327	27327	47327	9555 <sup>78</sup>	N/A <sup>78</sup>	N/A N/A	N/A N/A	N/A N/A	
-----------------------------	----------	--	------	-------	-------	--------------------	-------------------	------------	------------	------------	--

V8 4.4L 4400CC 269CID Turbo			7189	27189	N/A	200987 L	N/A L	N/A N/A	N/A N/A	N/A N/A	1 1
-----------------------------	--	--	------	-------	-----	-------------	----------	------------	------------	------------	--------

## X6 M

V8 4.4L 4400CC 269CID Turbo			7189	27189	N/A	N/A	N/A	N/A N/A	N/A N/A	N/A N/A	1 1
-----------------------------	--	--	------	-------	-----	-----	-----	------------	------------	------------	--------

## X7 xDrive40i

L6 3.0L 2998cc Turbo	B58B30M0		100342	2100342	N/A	200889	N/A	230064	N/A	N/A	
----------------------	----------	--	--------	---------	-----	--------	-----	--------	-----	-----	--

## X7 xDrive50i

V8 4.4L 4395cc Turbo	N63B44		7189	27189	N/A	200982 Right 200983 Left	N/A Right N/A Left	230064	N/A	N/A	
----------------------	--------	--	------	-------	-----	-----------------------------------	-----------------------------	--------	-----	-----	--

## Z4

L4 2.0L 2000CC 122CID Turbo	B48B20		100358	2100358	4100358	201226	N/A	230427 <sup>78</sup>	2200427 <sup>78</sup>	N/A <sup>78</sup>	
-----------------------------	--------	--	--------	---------	---------	--------	-----	----------------------	-----------------------	-------------------	--

L6 3.0L 3000CC 183CID Turbo	B58B30		100342	2100342	N/A	201035	N/A	230427 <sup>78</sup>	2200427 <sup>78</sup>	N/A <sup>78</sup>	
-----------------------------	--------	--	--------	---------	-----	--------	-----	----------------------	-----------------------	-------------------	--

## 2018

## 118i

L3 1.5L 1499CC (Mex.)			100358	2100358	4100358	200005	N/A	4255	N/A	N/A	
-----------------------	--	--	--------	---------	---------	--------	-----	------	-----	-----	--

## 120i

L4 2.0L 1998CC 122CID (Mex.)			100358	2100358	4100358	N/S	N/S	4255	N/A	N/A	
------------------------------	--	--	--------	---------	---------	-----	-----	------	-----	-----	--

## 220i

L4 2.0L 1997cc (Mex.)			107522	2107522	N/A	209791 209792	N/A 2209792	232131	N/A	N/A	
-----------------------	--	--	--------	---------	-----	------------------	----------------	--------	-----	-----	--

## 230i

L4 2.0L 1998cc Turbo	B46B2000		100358	2100358	4100358	200422	N/A	4255	N/A	N/A	
----------------------	----------	--	--------	---------	---------	--------	-----	------	-----	-----	--

## 230i xDrive

L4 2.0L 1998cc Turbo	B46B2000		100358	2100358	4100358	200422	N/A	4255	N/A	N/A	
----------------------	----------	--	--------	---------	---------	--------	-----	------	-----	-----	--

## 318i

L3 1.5L 1499CC (Mex.)			100358	2100358	4100358	200005	N/A	4255	N/A	N/A	
-----------------------	--	--	--------	---------	---------	--------	-----	------	-----	-----	--

N/A = Not Available N/R = Not Required N/S = Not Servicable For cabin air locator chart, see pages 5-12 See pages 13-16 for footnotes

1) ProSelect - Normal Driving - Traditional Change Intervals 2) NAPA Gold - Severe Driving - OE Recommended intervals 3) NAPA Platinum - Harsh Driving - OE Recommend Intervals

N/A = Non disponible N/R = Non nécessaire N/S = Non réparable Voir le tableau des filtres et d'habitacle aux pages 5-12 Voir pages 13-16 pour des notes

1) NAPA ProSelect et Argent - Conduite normale - Intervalles normaux de remplacement 2) NAPA Or - Conduite difficile - Intervalles recommandés par FEO 3) NAPA Platine - Conduite très difficile - Intervalles recommandés par FEO

N/A = No disponible N/R = No requerido N/S = No Servicable Para el aire de la cabina y tabla de localización de filtro, consulte las páginas 5-12 Ver las páginas 13-16 para las notas al pie de página

1) NAPA ProSelect y Plata - Manejo normal - Intervalos normales de cambio 2) NAPA Oro - Manejo difícil - Intervalos recomendados por el OEM 3) NAPA Platino - Manejo muy difícil - Intervalos recomendados por el OEM

Italicized Part Numbers May Not Be Available.

Las piezas con números en *italicas* pueden no estar disponibles.  
Les numéros de pièce en *italiques* peuvent ne pas être disponibles.



Pass Car Light Truck - Oil - Air - Cabin

BMW 2018

Year/Año/Année Model/Modelo/Modèle Engine/Motor/Moteur	Eng. Code Código de motor Code moteur	VIN NIV NIV	GOLD Oil Aceite Huile	ProSelect Oil Aceite Huile	Platinum Oil Aceite Huile	GOLD Air Aire Air	ProSelect Air Aire Air	GOLD Cabin Air Cabina Aire Cabine Air	ProSelect Cabin Air Cabina Aire Cabine Air	Platinum Cabin Air Cabina Aire Cabine Air	Loc. Cabin Air Cabina Aire Cabine Air
--	---	-------------------	--------------------------------	-------------------------------------	------------------------------------	----------------------------	---------------------------------	--	---	--	--

BMW (Cont'd/Suite)

**2018** (Cont'd/Suite)

**320i**

L4 2.0L 1997cc 121 CID Turbo	N20B20A		107509	2107509	4107509	200422	N/A	4255	N/A	N/A	1
------------------------------	---------	--	--------	---------	---------	--------	-----	------	-----	-----	---

**320i XDRIVE**

L4 2.0L 1997cc 121 CID Turbo	N20B20A		7327	27327	47327	200422	N/A	4255	N/A	N/A	1
------------------------------	---------	--	------	-------	-------	--------	-----	------	-----	-----	---

**328D**

L4 2.0L 1995cc 121 CID Turbo Diesel			100025	2100025	N/A			4255	N/A	N/A	1
-------------------------------------	--	--	--------	---------	-----	--	--	------	-----	-----	---

**328D XDRIVE**

L4 2.0L 1995cc 121 CID Turbo Diesel			100025	2100025	N/A			4255	N/A	N/A	1
-------------------------------------	--	--	--------	---------	-----	--	--	------	-----	-----	---

**330e**

L4 2.0 Turbo Electric/Gas			100358	2100358	4100358	200422	N/A	4255	N/A	N/A	
---------------------------	--	--	--------	---------	---------	--------	-----	------	-----	-----	--

**330i**

L4 2.0L 1998cc Turbo	B46B2000		100358	2100358	4100358	200422	N/A	4255	N/A	N/A	
----------------------	----------	--	--------	---------	---------	--------	-----	------	-----	-----	--

**330i GT xDrive**

L4 2.0L 1998cc Turbo	B46B2000		100358	2100358	4100358	200422	N/A	4255	N/A	N/A	
----------------------	----------	--	--------	---------	---------	--------	-----	------	-----	-----	--

**330i xDrive**

L4 2.0L 1998cc Turbo	B46B2000		100358	2100358	4100358	200422	N/A	4255	N/A	N/A	
----------------------	----------	--	--------	---------	---------	--------	-----	------	-----	-----	--

**340i**

L6 3.0L 2998cc Turbo	B58B30M0		100342	2100342	N/A	200422	N/A	4255	N/A	N/A	
----------------------	----------	--	--------	---------	-----	--------	-----	------	-----	-----	--

**340i GT xDrive**

L6 3.0L 2998cc Turbo	B58B30M0		100342	2100342	N/A	200422	N/A	4255	N/A	N/A	
----------------------	----------	--	--------	---------	-----	--------	-----	------	-----	-----	--

**340i XDRIVE**

L6 3.0L 2998cc Turbo	B58B30M0		100342	2100342	N/A	200422	N/A	4255	N/A	N/A	
----------------------	----------	--	--------	---------	-----	--------	-----	------	-----	-----	--

**420i**

L4 2.0L 1998CC 122CID (Mex.)			100358	2100358	4100358			4255	N/A	N/A	
------------------------------	--	--	--------	---------	---------	--	--	------	-----	-----	--

**430i**

L4 2.0L 1998cc Turbo	B46B2000		100358	2100358	4100358	200422	N/A	4255	N/A	N/A	
L6 3.0L 2998cc Turbo			100358	2100358	4100358	200422	N/A	4255	N/A	N/A	

**430i Gran Coupe**

L4 2.0L 1998cc Turbo	B46B2000		100358	2100358	4100358	200422	N/A	4255	N/A	N/A	
----------------------	----------	--	--------	---------	---------	--------	-----	------	-----	-----	--

**430i xDrive**

L4 2.0L 1998cc Turbo	B46B2000		100358	2100358	4100358	200422	N/A	4255	N/A	N/A	
----------------------	----------	--	--------	---------	---------	--------	-----	------	-----	-----	--

**430i xDrive Gran Coupe**

L4 2.0L 1998cc Turbo	B46B2000		100358	2100358	4100358	200422	N/A	4255	N/A	N/A	
----------------------	----------	--	--------	---------	---------	--------	-----	------	-----	-----	--

**440i**

L6 3.0L 2998cc Turbo	B58B30M0		100342	2100342	N/A	200422	N/A	4255	N/A	N/A	
----------------------	----------	--	--------	---------	-----	--------	-----	------	-----	-----	--

**440i Gran Coupe**

L6 3.0L 2998cc Turbo	B58B30M0		100342	2100342	N/A	200422	N/A	4255	N/A	N/A	
----------------------	----------	--	--------	---------	-----	--------	-----	------	-----	-----	--

**440i xDrive**

L6 3.0L 2998cc Turbo	B58B30M0		100342	2100342	N/A	200422	N/A	4255	N/A	N/A	
----------------------	----------	--	--------	---------	-----	--------	-----	------	-----	-----	--

**440i xDrive Gran Coupe**

L6 3.0L 2998cc Turbo	B58B30M0		100342	2100342	N/A	200422	N/A	4255	N/A	N/A	
----------------------	----------	--	--------	---------	-----	--------	-----	------	-----	-----	--

**520i**

L4 2.0L 1998CC 122CID (Mex.)			100358	2100358	4100358	N/S	N/S	N/S	N/S	N/A	
------------------------------	--	--	--------	---------	---------	-----	-----	-----	-----	-----	--

**530e**

L4 2.0 Turbo Electric/Gas			100358	2100358	4100358	200889	N/A	230064	N/A	N/A	
---------------------------	--	--	--------	---------	---------	--------	-----	--------	-----	-----	--

**530e xDrive**

L4 2.0 Turbo Electric/Gas			100358	2100358	4100358	200889	N/A	230064	N/A	N/A	
---------------------------	--	--	--------	---------	---------	--------	-----	--------	-----	-----	--

N/A = Not Available N/R = Not Required N/S = Not Servicable For cabin air locator chart, see pages 5-12 See pages 13-16 for footnotes

1) ProSelect - Normal Driving - Traditional Change Intervals 2) NAPA Gold - Severe Driving - OE Recommended intervals 3) NAPA Platinum - Harsh Driving - OE Recommend Intervals

N/A = Non disponible N/R = Non nécessaire N/S = Non réparable Voir le tableau des filtres et d'habitacle aux pages 5-12 Voir pages 13-16 pour des notes

1) NAPA ProSelect et Argent - Conduite normale - Intervalles normaux de remplacement 2) NAPA Or - Conduite difficile - Intervalles recommandés par FEO 3) NAPA Platine - Conduite très difficile - Intervalles recommandés par FEO

N/A = No disponible N/R = No requerido N/S = No Servicable Para el aire de la cabina y tabla de localización de filtro, consulte las páginas 5-12 Ver las páginas 13-16 para las notas al pie de página

1) NAPA ProSelect y Plata - Manejo normal - Intervalos normales de cambio 2) NAPA Oro - Manejo difícil - Intervalos recomendados por el OEM 3) NAPA Platino - Manejo muy difícil - Intervalos recomendados por el OEM

*Italicized Part Numbers May Not Be Available.*

Las piezas con números en *italicas* pueden no estar disponibles.

Les numéros de pièce en *italiques* peuvent ne pas être disponibles.

P  
a  
s  
s  
C  
a  
r  
L  
i  
g  
h  
t  
T  
r  
u  
c  
k  
O  
i  
l  
-  
A  
i  
r  
-  
C  
a  
b  
i  
n



Year/Año/Année Model/Modelo/Modèle Engine/Motor/Moteur	Eng. Code Código de motor Code moteur	VIN NIV NIV	GOLD Oil Aceite Huile	ProSelect Oil Aceite Huile	Platinum Oil Aceite Huile	GOLD Air Aire Air	ProSelect Air Aire Air	GOLD Cabin Air Cabina Aire Cabine Air	ProSelect Cabin Air Cabina Aire Cabine Air	Platinum Cabin Air Cabina Aire Cabine Air	Loc. Cabin Air Cabina Aire Cabine Air
--	---	-------------------	--------------------------------	-------------------------------------	------------------------------------	----------------------------	---------------------------------	--	---	--	--

BMW (Cont'd/Suite)

**2018** (Cont'd/Suite)

<b>530I</b>											
L4 2.0L Turbo			100358	2100358	4100358	200889	N/A	230064	N/A	N/A	
<b>530i xDrive</b>											
L4 2.0L Turbo			100358	2100358	4100358	200889	N/A	230064	N/A	N/A	
<b>540D</b>											
L6 3.0L 2993cc Turbo Diesel	N57D30T		100342	2100342	N/A	200889	N/A	230064	N/A	N/A	
<b>540I</b>											
L6 3.0L 2979cc Turbo			100342	2100342	N/A	200889	N/A	230064	N/A	N/A	
<b>540i xDrive</b>											
L6 3.0L 2979cc Turbo			100342	2100342	N/A	200889	N/A	230064	N/A	N/A	
<b>550I XDRIVE</b>											
V8 4.4L 4400CC 269CID Turbo			7189	27189	N/A	200983 Left 200982 Right	N/A Left N/A Right	230064 230064	N/A N/A	N/A N/A	1 1
<b>640I</b>											
L6 3L 2979CC Turbo	N55B30A		7327	27327	47327	9555	N/A	4329 <sup>394</sup>	N/A <sup>394</sup>	N/A <sup>394</sup>	1
<b>640I CONVERTIBLE</b>											
L6 3L 2979CC Turbo	N55B30A		7327	27327	47327	9555	N/A	4329	N/A	N/A	1
<b>640i Gran Coupe</b>											
L6 3L 2979CC Turbo	N55B30A		7327	27327	47327	9555	N/A	4329	N/A	N/A	1
<b>640I XDRIVE</b>											
L6 3L 2979CC Turbo	N55B30A	100342	2100342	N/A	9555	N/A	4329	N/A	N/A	N/A	1
<b>640I XDRIVE CONVERTIBLE</b>											
L6 3L 2979CC Turbo	N55B30A	100342	2100342	N/A	9555	N/A	4329	N/A	N/A	N/A	1
<b>640i xDrive Gran Coupe</b>											
L6 3L 2979CC Turbo	N55B30A	100342	2100342	N/A	9555	N/A	4329	N/A	N/A	N/A	
<b>640i xDrive Gran Turismo</b>											
L6 3L 2979CC Turbo	N55B30A	100342	2100342	N/A	9555	N/A	4329	N/A	N/A	N/A	
<b>650I GRAN COUPE</b>											
V8 4.4L 4395cc Turbo	N63B44		7189	27189	N/A	9257 Left 9258 Right	N/A Left N/A Right	4329	N/A	N/A	
<b>650I XDRIVE</b>											
V8 4.4L 4395cc Turbo	N63B44		7189	27189	N/A	9257 Left 9258 Right	N/A Left N/A Right	4329	N/A	N/A	
<b>740e xDrive</b>											
L4 2.0 Turbo Electric/Gas			7189	27189	N/A	9258 Right 9257 Left	N/A Right N/A Left	230064	N/A	N/A	
<b>740I</b>											
L6 3.0L 2998cc Turbo			100342	2100342	N/A	200889	N/A	230064	N/A	N/A	
<b>750I</b>											
V8 4.4L 4395cc			7189	27189	N/A	200982 Right 200983 Left	N/A Right N/A Left	4329	N/A	N/A	

N/A = Not Available N/R = Not Required N/S = Not Servicable For cabin air locator chart, see pages 5-12 See pages 13-16 for footnotes

1) ProSelect - Normal Driving - Traditional Change Intervals 2) NAPA Gold - Severe Driving - OE Recommended intervals 3) NAPA Platinum - Harsh Driving - OE Recommend Intervals

N/A = Non disponible N/R = Non nécessaire N/S = Non réparable Voir le tableau des filtres et d'habitacle aux pages 5-12 Voir pages 13-16 pour des notes

1) NAPA ProSelect et Argent - Conduite normale - Intervalles normaux de remplacement 2) NAPA Or - Conduite difficile - Intervalles recommandés par FEO 3) NAPA Platine - Conduite très difficile - Intervalles recommandés par FEO

N/A = No disponible N/R = No requerido N/S = No Servicable Para el aire de la cabina y tabla de localización de filtro, consulte las páginas 5-12 Ver las páginas 13-16 para las notas al pie de página

1) NAPA ProSelect y Plata - Manejo normal - Intervalos normales de cambio 2) NAPA Oro - Manejo difícil - Intervalos recomendados por el OEM 3) NAPA Platino - Manejo muy difícil - Intervalos recomendados por el OEM

*Italicized Part Numbers May Not Be Available.*

Las piezas con números en *italicas* pueden no estar disponibles.  
Les numéros de pièce en *italiques* peuvent ne pas être disponibles.



Pass Car Light Truck - Oil - Air - Cabin

BMW 2018

Year/Año/Année Model/Modelo/Modèle Engine/Motor/Moteur	Eng. Code Código de motor Code moteur	VIN NIV NIV	GOLD Oil Aceite Huile	ProSelect Oil Aceite Huile	Platinum Oil Aceite Huile	GOLD Air Air Air	ProSelect Air Air Air	GOLD Cabin Air Cabina Aire Cabine Air	ProSelect Cabin Air Cabina Aire Cabine Air	Platinum Cabin Air Cabina Aire Cabine Air	Loc. Cabin Air Cabina Aire Cabine Air
--	---	-------------------	--------------------------------	-------------------------------------	------------------------------------	---------------------------	--------------------------------	--	---	--	--

BMW (Cont'd/Suite)

**2018** (Cont'd/Suite)

750i XDRIVE

V8 4.4L 4395cc			7189	27189	N/A	200982 Right 200983 Left	N/A Right N/A Left	4329	N/A	N/A	
----------------	--	--	------	-------	-----	-----------------------------------	-----------------------------	------	-----	-----	--

750Li xDrive

V8 4.4L 4395cc			7189	27189	N/A	200982 Right 200983 Left	N/A Right N/A Left	4329	N/A	N/A	
----------------	--	--	------	-------	-----	-----------------------------------	-----------------------------	------	-----	-----	--

ALPINA B6 XDRIVE GRAN COUPE

V8 4.4L 4395cc Turbo	N63M20A		7189	27189	N/A	9258 Right 9257 Left	N/A Right N/A Left	4329(2)	N/A	N/A	1
----------------------	---------	--	------	-------	-----	-------------------------------	-----------------------------	---------	-----	-----	---

ALPINA B7 xDRIVE

V8 4.4L 4400CC 269CID Turbo			7189	27189	N/A	200982 Right 200983 Left	N/A Right N/A Left	230064	N/A	N/A	
-----------------------------	--	--	------	-------	-----	-----------------------------------	-----------------------------	--------	-----	-----	--

i3

Electric Electric			N/R	N/R	N/R			232131	N/A	N/A	
-------------------	--	--	-----	-----	-----	--	--	--------	-----	-----	--

i3 Range Extender

L2 647cc Electric/Gas			100245	N/A	N/A	N/A	N/A	232131	N/A	N/A	
-----------------------	--	--	--------	-----	-----	-----	-----	--------	-----	-----	--

i8

L3 1.5L 1499cc Turbo Electric/Gas	B38T		107522	2107522	N/A	200401	N/A	230429	N/A	N/A	
-----------------------------------	------	--	--------	---------	-----	--------	-----	--------	-----	-----	--

M140i

(Mex.)			N/S	N/S	N/A	N/S	N/S	4255	N/A	N/A	
--------	--	--	-----	-----	-----	-----	-----	------	-----	-----	--

M2

L6 3.0L 2979cc Turbo	N54B30A		7327	27327	47327	200257	N/A	4255	N/A	N/A	
----------------------	---------	--	------	-------	-------	--------	-----	------	-----	-----	--

M240i

L6 3.0L 2998cc Turbo	B58B30M0		100342	2100342	N/A	200422	N/A	4255	N/A	N/A	
----------------------	----------	--	--------	---------	-----	--------	-----	------	-----	-----	--

M240i xDrive

L6 3.0L 2979cc Turbo	N54B30A		100342	2100342	N/A	200257	N/A	N/A	N/A	N/A	
----------------------	---------	--	--------	---------	-----	--------	-----	-----	-----	-----	--

M3

L6 3L 2979CC Turbo	N55B30A		7327	27327	47327	200042 Right 200041 Left	N/A Right N/A Left	4255	N/A	N/A	8
--------------------	---------	--	------	-------	-------	-----------------------------------	-----------------------------	------	-----	-----	---

M4

L6 3.0L 2979cc Turbo	S55B30		7327	27327	47327	200041 Left 200042 Right	N/A Left N/A Right	4255	N/A	N/A	
----------------------	--------	--	------	-------	-------	-----------------------------------	-----------------------------	------	-----	-----	--

M5

V8 4.4L 4400CC 269CID Turbo	S63B44T4		7189	27189	N/A	201045 Right 201046 Left	N/A Right N/A Left	230064	N/A	N/A	
-----------------------------	----------	--	------	-------	-----	-----------------------------------	-----------------------------	--------	-----	-----	--

M550i xDrive

V8 4.4L 4395cc Turbo	N63B44B		7189	27189	N/A	200982 Right 200983 Left	N/A Right N/A Left	230064	N/A	N/A	1
----------------------	---------	--	------	-------	-----	-----------------------------------	-----------------------------	--------	-----	-----	---

N/A = Not Available N/R = Not Required N/S = Not Servicable For cabin air locator chart, see pages 5-12 See pages 13-16 for footnotes

1) ProSelect - Normal Driving - Traditional Change Intervals 2) NAPA Gold - Severe Driving - OE Recommended intervals 3) NAPA Platinum - Harsh Driving - OE Recommend Intervals

N/A = Non disponible N/R = Non nécessaire N/S = Non réparable Voir le tableau des filtres et d'habitacle aux pages 5-12 Voir pages 13-16 pour des notes

1) NAPA ProSelect et Argent - Conduite normale - Intervalles normaux de remplacement 2) NAPA Or - Conduite difficile - Intervalles recommandés par FEO 3) NAPA Platine - Conduite très difficile - Intervalles recommandés par FEO

N/A = No disponible N/R = No requerido N/S = No Servicable Para el aire de la cabina y tabla de localización de filtro, consulte las páginas 5-12 Ver las páginas 13-16 para las notas al pie de página

1) NAPA ProSelect y Plata - Manejo normal - Intervalos normales de cambio 2) NAPA Oro - Manejo difícil - Intervalos recomendados por el OEM 3) NAPA Platino - Manejo muy difícil - Intervalos recomendados por el OEM

*Italicized Part Numbers May Not Be Available.*

Las piezas con números en *italicas* pueden no estar disponibles.

Les numéros de pièce en *italiques* peuvent ne pas être disponibles.

P  
a  
s  
s  
C  
a  
r  
L  
i  
g  
h  
t  
T  
r  
u  
c  
k  
O  
i  
l  
-  
A  
i  
r  
-  
C  
a  
b  
i  
n



BMW 2018-2017

Pass Car Light Truck - Oil - Air - Cabin

Year/Año/Année Model/Modelo/Modele Engine/Motor/Moteur	Eng. Code Código de motor Code moteur	VIN NIV NIV	GOLD Oil Aceite Huile	ProSelect Oil Aceite Huile	Platinum Oil Aceite Huile	GOLD Air Aire Air	ProSelect Air Aire Air	GOLD Cabin Air Cabina Aire Cabine Air	ProSelect Cabin Air Cabina Aire Cabine Air	Platinum Cabin Air Cabina Aire Cabine Air	Loc. Cabin Air Cabina Aire Cabine Air
--	---	-------------------	--------------------------------	-------------------------------------	------------------------------------	----------------------------	---------------------------------	--	---	--	--

## BMW (Cont'd/Suite)

## 2018 (Cont'd/Suite)

M6											
V8 4.4L 4395cc Turbo	S63B44B		7189	27189	N/A	200041 Left 200042 Right	N/A Left N/A Right	4329	N/A	N/A	
M6 GRAN COUPE											
V8 4.4L 4395cc Turbo	S63B44B		7189	27189	N/A	200041 Left 200042 Right	N/A Left N/A Right	4329 <sup>78</sup>	N/A <sup>78</sup>	N/A <sup>78</sup>	8
M760i xDrive											
V12 6.6L 6600CC 403CID - N74B66 Turbo			7189 7189	27189 27189	N/A N/A	200982 Right 200983 Left 200982 Right 200983 Left	N/A Right N/A Left N/A Right N/A Left	230064 230064	N/A N/A	N/A N/A	
X1											
L4 2.0L	B48A20M0		107522	2107522	N/A	209792	2209792	232131	N/A	N/A	1
X2											
L4 2.0L Turbo			107522	2107522	N/A	209792	2209792	232131	N/A	N/A	
X3 M40i											
L6 3L 3000CC 183CID Turbo	B58B30		100342	2100342	N/A	200889	N/A	230427	2200427	N/A	
X3 xDrive30i											
L4 2L 2000CC 122CID - Turbo	B48B20B		100358	2100358	4100358	200889	N/A	230427	2200427	N/A	
X4											
L4 2.0L 1997cc 121 CID Turbo	N20B20A		7327 <sup>499</sup>	27327 <sup>499</sup>	47327 <sup>499</sup>	9468	N/A	230607	N/A	N/A	1
X4 M40i											
L6 3L 2979CC Turbo	N55B30A		7327	27327	47327	9555	N/A	230607	N/A	N/A	1
X5 XDRIVE35D											
L6 3L 2993CC 183CID Turbo Diesel	N57D30T0		100025	2100025	N/A	201060	N/A	N/A	N/A	N/A	
X5 XDRIVE35i											
L6 3L 2979CC Turbo	N55B30A		7327	27327	47327	9555	N/A	N/A	N/A	N/A	1
X5 xDrive40e											
L4 2.0 Turbo Electric/Gas			7327	27327	47327	200645	N/A	N/A	N/A	N/A	
X5 xDrive50i											
V8 4.4L 4395cc Turbo	N63B44B		7189	27189	N/A	200987(2)	N/A	N/A	N/A	N/A	1
X6											
L6 3.0L 2979CC 181.8CID Turbo	N55B30M0		7327	27327	47327	9555	N/A	N/A	N/A	N/A	
X6 M											
V8 4.4L 4400CC 269CID Turbo			7189	27189	N/A	200987	N/A	N/A	N/A	N/A	1

## 2017

120i											
L4 2.0L 1998CC 122CID (Mex.)			100358	2100358	4100358	N/S	N/S	4255	N/A	N/A	
220i											
L4 2.0L 1997cc (Mex.)			107522	2107522	N/A	209791 209792	N/A 2209792	232131	N/A	N/A	
230i											
L4 2.0L 1998cc Turbo	B46B2000		100358	2100358	4100358	200422	N/A	N/A	N/A	N/A	
230i xDrive											
L4 2.0L 1998cc Turbo	B46B2000		100358	2100358	4100358	200422	N/A	4255	N/A	N/A	

N/A = Not Available N/R = Not Required N/S = Not Servicable For cabin air locator chart, see pages 5-12 See pages 13-16 for footnotes

1) ProSelect - Normal Driving - Traditional Change Intervals 2) NAPA Gold - Severe Driving - OE Recommended intervals 3) NAPA Platinum - Harsh Driving - OE Recommend Intervals

N/A = Non disponible N/R = Non nécessaire N/S = Non réparable Voir le tableau des filtres et d'habitacle aux pages 5-12 Voir pages 13-16 pour des notes

1) NAPA ProSelect et Argent - Conduite normale - Intervalles normaux de remplacement 2) NAPA Or - Conduite difficile - Intervalles recommandés par FEO 3) NAPA Platine - Conduite très difficile - Intervalles recommandés par FEO

N/A = No disponible N/R = No requerido N/S = No Servicable Para el aire de la cabina y tabla de localización de filtro, consulte las páginas 5-12 Ver las páginas 13-16 para las notas al pie de página

1) NAPA ProSelect y Plata - Manejo normal - Intervalos normales de cambio 2) NAPA Oro - Manejo difícil - Intervalos recomendados por el OEM 3) NAPA Platino - Manejo muy difícil - Intervalos recomendados por el OEM

Italicized Part Numbers May Not Be Available.

Las piezas con números en *italicas* pueden no estar disponibles.  
Les numéros de pièce en *italiques* peuvent ne pas être disponibles.





## Pass Car Light Truck - Oil - Air - Cabin

BMW 2017

Year/Año/Année Model/Modelo/Modèle Engine/Motor/Moteur	Eng. Code Código de motor Code moteur	VIN NIV NIV	GOLD Oil Aceite Huile	ProSelect Oil Aceite Huile	Platinum Oil Aceite Huile	GOLD Air Aire Air	ProSelect Air Aire Air	GOLD Cabin Air Cabina Aire Cabine Air	ProSelect Cabin Air Cabina Aire Cabine Air	Platinum Cabin Air Cabina Aire Cabine Air	Loc. Cabin Air Cabina Aire Cabine Air
--	---	-------------------	--------------------------------	-------------------------------------	------------------------------------	----------------------------	---------------------------------	--	---	--	--

## BMW (Cont'd/Suite)

## 2017 (Cont'd/Suite)

## 320I

L4 2.0L 1997cc 121 CID Turbo	N20B20A		107509	2107509	4107509	200005	N/A	4255	N/A	N/A	1
------------------------------	---------	--	--------	---------	---------	--------	-----	------	-----	-----	---

## 320I XDRIVE

L4 2.0L 1997cc 121 CID Turbo	N20B20A		7327 <sup>439</sup>	27327 <sup>439</sup>	47327 <sup>439</sup>	200005	N/A	4255	N/A	N/A	1
------------------------------	---------	--	---------------------	----------------------	----------------------	--------	-----	------	-----	-----	---

## 328D

L4 2.0L 1995cc 121 CID Turbo Diesel			100025	2100025	N/A			4255	N/A	N/A	1
-------------------------------------	--	--	--------	---------	-----	--	--	------	-----	-----	---

## 328D XDRIVE

L4 2.0L 1995cc 121 CID Turbo Diesel			100025	2100025	N/A			4255	N/A	N/A	1
-------------------------------------	--	--	--------	---------	-----	--	--	------	-----	-----	---

## 330e

L4 2.0 Turbo Electric/Gas			100358	2100358	4100358	200422	N/A	4255	N/A	N/A	
---------------------------	--	--	--------	---------	---------	--------	-----	------	-----	-----	--

## 330i

L4 2.0L 1998cc Turbo	B46B2000		100358	2100358	4100358	200422	N/A	4255	N/A	N/A	
----------------------	----------	--	--------	---------	---------	--------	-----	------	-----	-----	--

## 330i GT xDrive

L4 2.0L 1998cc Turbo	B46B2000		100358	2100358	4100358	200422	N/A	4255	N/A	N/A	
----------------------	----------	--	--------	---------	---------	--------	-----	------	-----	-----	--

## 330i xDrive

L4 2.0L 1998cc Turbo	B46B2000		100358	2100358	4100358	200422	N/A	4255	N/A	N/A	
----------------------	----------	--	--------	---------	---------	--------	-----	------	-----	-----	--

## 340I

L6 3.0L 2998cc Turbo	B58B30M0		100342	2100342	N/A	200422	N/A	4255	N/A	N/A	
----------------------	----------	--	--------	---------	-----	--------	-----	------	-----	-----	--

## 340i GT xDrive

L6 3.0L 2998cc Turbo	B58B30M0		100342	2100342	N/A	200422	N/A	4255	N/A	N/A	
----------------------	----------	--	--------	---------	-----	--------	-----	------	-----	-----	--

## 340I XDRIVE

L6 3.0L 2998cc Turbo	B58B30M0		100342	2100342	N/A	200422	N/A	4255	N/A	N/A	
----------------------	----------	--	--------	---------	-----	--------	-----	------	-----	-----	--

## 420i

L4 2.0L 1998CC 122CID (Mex.)			100358	2100358	4100358			4255	N/A	N/A	
------------------------------	--	--	--------	---------	---------	--	--	------	-----	-----	--

## 430i

L4 2.0L 1998cc Turbo	B46B2000		100358	2100358	4100358	200422	N/A	4255	N/A	N/A	
----------------------	----------	--	--------	---------	---------	--------	-----	------	-----	-----	--

## 430i Gran Coupe

L4 2.0L 1998cc Turbo	B46B2000		100358	2100358	4100358	200422	N/A	4255	N/A	N/A	
----------------------	----------	--	--------	---------	---------	--------	-----	------	-----	-----	--

## 430i xDrive

L4 2.0L 1998cc Turbo	B46B2000		100358	2100358	4100358	200422	N/A	4255	N/A	N/A	
----------------------	----------	--	--------	---------	---------	--------	-----	------	-----	-----	--

## 430i xDrive Gran Coupe

L4 2.0L 1998cc Turbo	B46B2000		100358	2100358	4100358	200422	N/A	4255	N/A	N/A	
----------------------	----------	--	--------	---------	---------	--------	-----	------	-----	-----	--

## 435i Gran Coupe

L6 3L 2979CC Turbo	N55B30A		100342	2100342	N/A	200422	N/A	4255	N/A	N/A	1
--------------------	---------	--	--------	---------	-----	--------	-----	------	-----	-----	---

## 440i

L6 3.0L 2998cc Turbo	B58B30M0		100342	2100342	N/A	200422	N/A	4255	N/A	N/A	
----------------------	----------	--	--------	---------	-----	--------	-----	------	-----	-----	--

## 440i Gran Coupe

L6 3.0L 2998cc Turbo	B58B30M0		100342	2100342	N/A	200422	N/A	4255	N/A	N/A	
----------------------	----------	--	--------	---------	-----	--------	-----	------	-----	-----	--

## 440i xDrive

L6 3.0L 2998cc Turbo	B58B30M0		100342	2100342	N/A	200422	N/A	4255	N/A	N/A	
----------------------	----------	--	--------	---------	-----	--------	-----	------	-----	-----	--

## 440i xDrive Gran Coupe

L6 3.0L 2998cc Turbo	B58B30M0		100342	2100342	N/A	200422	N/A	4255	N/A	N/A	
----------------------	----------	--	--------	---------	-----	--------	-----	------	-----	-----	--

## 530I

L4 2.0L Turbo			100358	2100358	4100358	200889	N/A	230064	N/A	N/A	
---------------	--	--	--------	---------	---------	--------	-----	--------	-----	-----	--

## 530i xDrive

L4 2.0L Turbo			100358	2100358	4100358	9555	N/A	230064	N/A	N/A	
---------------	--	--	--------	---------	---------	------	-----	--------	-----	-----	--

## 535I GT

L6 3L 2979CC Turbo	N55B30A		7327	27327	47327	9555	N/A	4329	N/A	N/A	1
--------------------	---------	--	------	-------	-------	------	-----	------	-----	-----	---

N/A = Not Available N/R = Not Required N/S = Not Servicable For cabin air locator chart, see pages 5-12 See pages 13-16 for footnotes

1) ProSelect - Normal Driving - Traditional Change Intervals 2) NAPA Gold - Severe Driving - OE Recommended intervals 3) NAPA Platinum - Harsh Driving - OE Recommend Intervals

N/A = Non disponible N/R = Non nécessaire N/S = Non réparable Voir le tableau des filtres et d'habitacle aux pages 5-12 Voir pages 13-16 pour des notes

1) NAPA ProSelect et Argent - Conduite normale - Intervalles normaux de remplacement 2) NAPA Or - Conduite difficile - Intervalles recommandés par FEO 3) NAPA Platine - Conduite très difficile - Intervalles recommandés par FEO

N/A = No disponible N/R = No requerido N/S = No Servicable Para el aire de la cabina y tabla de localización de filtro, consulte las páginas 5-12 Ver las páginas 13-16 para las notas al pie de página

1) NAPA ProSelect y Plata - Manejo normal - Intervalles normales de cambio 2) NAPA Oro - Manejo difícil - Intervalles recomendados por el OEM 3) NAPA Platino - Manejo muy difícil - Intervalles recomendados por el OEM

*Italicized Part Numbers May Not Be Available.*

Las piezas con números en *italicas* pueden no estar disponibles.

Les numéros de pièce en *italiques* peuvent ne pas être disponibles.

P  
a  
s  
s  
C  
a  
r  
L  
i  
g  
h  
t  
T  
r  
u  
c  
k  
O  
i  
l  
-  
A  
i  
r  
-  
C  
a  
b  
i  
n



BMW 2017

## Pass Car Light Truck - Oil - Air - Cabin

Year/Año/Année Model/Modelo/Modèle Engine/Motor/Moteur	Eng. Code Código de motor Code moteur	VIN NIV NIV	GOLD Oil Aceite Huile	ProSelect Oil Aceite Huile	Platinum Oil Aceite Huile	GOLD Air Aire Air	ProSelect Air Aire Air	GOLD Cabin Air Cabina Aire Cabine Air	ProSelect Cabin Air Cabina Aire Cabine Air	Platinum Cabin Air Cabina Aire Cabine Air	Loc. Cabin Air Cabina Aire Cabine Air
--	---	-------------------	--------------------------------	-------------------------------------	------------------------------------	----------------------------	---------------------------------	--	---	--	--

## BMW (Cont'd/Suite)

**2017** (Cont'd/Suite)

## 535i GT XDRIVE

L6 3L 2979CC Turbo	N55B30A	7327	27327	47327	9555	N/A	4329	N/A	N/A	1
--------------------	---------	------	-------	-------	------	-----	------	-----	-----	---

## 540I

L6 3.0L 2979cc Turbo		100342	2100342	N/A	200889	N/A	230064	N/A	N/A	
----------------------	--	--------	---------	-----	--------	-----	--------	-----	-----	--

## 540i xDrive

L6 3.0L 2979cc Turbo		100342	2100342	N/A	200889	N/A	230064	N/A	N/A	
----------------------	--	--------	---------	-----	--------	-----	--------	-----	-----	--

## 550I

V8 4.4L 4395cc Turbo	N63B44B	7189	27189	N/A	9258 Right 9257 Left	N/A Right N/A Left	4329	N/A	N/A	1
----------------------	---------	------	-------	-----	-------------------------------	-----------------------------	------	-----	-----	---

## 550I GT XDRIVE

V8 4.4L 4395cc Turbo	N63B44B	7189	27189	N/A	9258 Right 9257 Left	N/A Right N/A Left	4329	N/A	N/A	1
----------------------	---------	------	-------	-----	-------------------------------	-----------------------------	------	-----	-----	---

## 640I

L6 3L 2979CC Turbo	N55B30A	7327	27327	47327	9555 <sup>394</sup>	N/A <sup>394</sup>	4329 <sup>394</sup>	N/A <sup>394</sup>	N/A <sup>394</sup>	1
--------------------	---------	------	-------	-------	---------------------	--------------------	---------------------	--------------------	--------------------	---

## 640I CONVERTIBLE

L6 3L 2979CC Turbo	N55B30A	7327	27327	47327	9555	N/A	4329 <sup>394</sup>	N/A <sup>394</sup>	N/A <sup>394</sup>	1
--------------------	---------	------	-------	-------	------	-----	---------------------	--------------------	--------------------	---

## 640i Gran Coupe

L6 3L 2979CC Turbo	N55B30A	7327	27327	47327	9555	N/A	4329	N/A	N/A	1
--------------------	---------	------	-------	-------	------	-----	------	-----	-----	---

## 640I XDRIVE

L6 3L 2979CC Turbo	N55B30A	7327	27327	47327	9555	N/A	4329	N/A	N/A	1
--------------------	---------	------	-------	-------	------	-----	------	-----	-----	---

## 640I XDRIVE CONVERTIBLE

L6 3L 2979CC Turbo	N55B30A	7327	27327	47327	9555	N/A	4329 <sup>394</sup>	N/A <sup>394</sup>	N/A <sup>394</sup>	1
--------------------	---------	------	-------	-------	------	-----	---------------------	--------------------	--------------------	---

## 640i xDrive Gran Coupe

L6 3L 2979CC Turbo	N55B30A	7327	27327	47327	9555	N/A	4329	N/A	N/A	1
--------------------	---------	------	-------	-------	------	-----	------	-----	-----	---

## 650I

V8 4.4L 4395cc Turbo	N63B44	7189	27189	N/A	9257 Left 9258 Right	N/A Left N/A Right	4329	N/A	N/A	
----------------------	--------	------	-------	-----	-------------------------------	-----------------------------	------	-----	-----	--

## 650I GRAN COUPE

V8 4.4L 4395cc Turbo	N63B44	7189	27189	N/A	9257 Left 9258 Right	N/A Left N/A Right	4329	N/A	N/A	
----------------------	--------	------	-------	-----	-------------------------------	-----------------------------	------	-----	-----	--

## 650I XDRIVE

V8 4.4L 4395cc Turbo	N63B44	7189	27189	N/A	9257 Left 9258 Right	N/A Left N/A Right	4329	N/A	N/A	
----------------------	--------	------	-------	-----	-------------------------------	-----------------------------	------	-----	-----	--

## 650I XDRIVE GRAN COUPE

V8 4.4L 4395cc Turbo	N63B44	7189	27189	N/A	9257 Left 9258 Right	N/A Left N/A Right	4329	N/A	N/A	
----------------------	--------	------	-------	-----	-------------------------------	-----------------------------	------	-----	-----	--

## 740e xDrive

L4 2.0 Turbo Electric/Gas		7189	27189	N/A	9258 Right 9257 Left	N/A Right N/A Left	230064	N/A	N/A	
---------------------------	--	------	-------	-----	-------------------------------	-----------------------------	--------	-----	-----	--

## 740I

L6 3.0L 2998cc Turbo		100342	2100342	N/A	200889	N/A	230064	N/A	N/A	
----------------------	--	--------	---------	-----	--------	-----	--------	-----	-----	--

N/A = Not Available N/R = Not Required N/S = Not Servicable For cabin air locator chart, see pages 5-12 See pages 13-16 for footnotes

1) ProSelect - Normal Driving - Traditional Change Intervals 2) NAPA Gold - Severe Driving - OE Recommended intervals 3) NAPA Platinum - Harsh Driving - OE Recommend Intervals

N/A = Non disponible N/R = Non nécessaire N/S = Non réparable Voir le tableau des filtres et d'habitacle aux pages 5-12 Voir pages 13-16 pour des notes

1) NAPA ProSelect et Argent - Conduite normale - Intervalles normaux de remplacement 2) NAPA Or - Conduite difficile - Intervalles recommandés par FEO 3) NAPA Platine - Conduite très difficile - Intervalles recommandés par FEO

N/A = No disponible N/R = No requerido N/S = No Servicable Para el aire de la cabina y tabla de localización de filtro, consulte las páginas 5-12 Ver las páginas 13-16 para las notas al pie de página

1) NAPA ProSelect y Plata - Manejo normal - Intervalos normales de cambio 2) NAPA Oro - Manejo difícil - Intervalos recomendados por el OEM 3) NAPA Platino - Manejo muy difícil - Intervalos recomendados por el OEM

*Italicized Part Numbers May Not Be Available.*Las piezas con números en *italicas* pueden no estar disponibles.  
Les numéros de pièce en *italiques* peuvent ne pas être disponibles.



Pass Car Light Truck - Oil - Air - Cabin

BMW 2017

Year/Año/Année Model/Modelo/Modèle Engine/Motor/Moteur	Eng. Code Código de motor Code moteur	VIN NIV NIV	GOLD Oil Aceite Huile	ProSelect Oil Aceite Huile	Platinum Oil Aceite Huile	GOLD Air Aire Air	ProSelect Air Aire Air	GOLD Cabin Air Cabina Aire Cabine Air	ProSelect Cabin Air Cabina Aire Cabine Air	Platinum Cabin Air Cabina Aire Cabine Air	Loc. Cabin Air Cabina Aire Cabine Air
--	---	-------------------	--------------------------------	-------------------------------------	------------------------------------	----------------------------	---------------------------------	--	---	--	--

BMW (Cont'd/Suite)

**2017** (Cont'd/Suite)

740i xDrive

L6 3.0L 2998cc Turbo			100342	2100342	N/A	200889	N/A	230064	N/A	N/A	
----------------------	--	--	--------	---------	-----	--------	-----	--------	-----	-----	--

750i

V8 4.4L 4395cc			7189	27189	N/A	200982 Right 200983 Left	N/A Right N/A Left	230064	N/A	N/A	
----------------	--	--	------	-------	-----	-----------------------------------	-----------------------------	--------	-----	-----	--

750i XDRIVE

V8 4.4L 4395cc			7189 7189	27189 27189	N/A N/A	200982 Right 200983 Left 200982 Right 200983 Left	N/A Right N/A Left N/A Right N/A Left	230064 230064	N/A N/A	N/A N/A	
----------------	--	--	--------------	----------------	------------	--	--	------------------	------------	------------	--

ALPINA B6 XDRIVE GRAN COUPE

V8 4.4L 4395cc Turbo	N63M20A		7189	27189	N/A	9258 Right 9257 Left	N/A Right N/A Left	4329(2)	N/A	N/A	1
----------------------	---------	--	------	-------	-----	-------------------------------	-----------------------------	---------	-----	-----	---

ALPINA B7 xDRIVE

V8 4.4L 4400CC 269CID Turbo			7189	27189	N/A	200982 Left 200983 Right	N/A Left N/A Right	4329	N/A	N/A	
-----------------------------	--	--	------	-------	-----	-----------------------------------	-----------------------------	------	-----	-----	--

i3

Electric Electric			N/R	N/R	N/R			232131	N/A	N/A	
-------------------	--	--	-----	-----	-----	--	--	--------	-----	-----	--

i3 Range Extender

L2 647cc Electric/Gas			100245	N/A	N/A	N/A	N/A	232131	N/A	N/A	
-----------------------	--	--	--------	-----	-----	-----	-----	--------	-----	-----	--

i8

L3 1.5L 1499cc Turbo Electric/Gas	B38T		107522	2107522	N/A	200401	N/A	230429	N/A	N/A	
-----------------------------------	------	--	--------	---------	-----	--------	-----	--------	-----	-----	--

M140i

(Mex.)			N/S	N/S	N/A	N/S	N/S	4255	N/A	N/A	
--------	--	--	-----	-----	-----	-----	-----	------	-----	-----	--

M2

L6 3.0L 2979cc Turbo	N54B30A		7327	27327	47327	200257	N/A	4255	N/A	N/A	
----------------------	---------	--	------	-------	-------	--------	-----	------	-----	-----	--

M240i

L6 3.0L 2998cc Turbo	B58B30M0		100342	2100342	N/A	200422	N/A	N/A	N/A	N/A	
----------------------	----------	--	--------	---------	-----	--------	-----	-----	-----	-----	--

M240i xDrive

L6 3.0L 2979cc Turbo	N54B30A		100342	2100342	N/A	200257	N/A	N/A	N/A	N/A	
----------------------	---------	--	--------	---------	-----	--------	-----	-----	-----	-----	--

M3

L6 3L 2979CC Turbo	N55B30A		7327	27327	47327	200042 Right 200041 Left	N/A Right N/A Left	4255	N/A	N/A	8
--------------------	---------	--	------	-------	-------	-----------------------------------	-----------------------------	------	-----	-----	---

M4

L6 3.0L 2979cc Turbo	S55B30		7327	27327	47327	200042 Right 200041 Left	N/A Right N/A Left	4255	N/A	N/A	8
----------------------	--------	--	------	-------	-------	-----------------------------------	-----------------------------	------	-----	-----	---

M6

V8 4.4L 4395cc Turbo	S63B44B		7189	27189	N/A	200041 Left 200042 Right	N/A Left N/A Right	4329 <sup>78</sup>	N/A <sup>78</sup>	N/A <sup>78</sup>	8
----------------------	---------	--	------	-------	-----	-----------------------------------	-----------------------------	--------------------	-------------------	-------------------	---

N/A = Not Available N/R = Not Required N/S = Not Servicable For cabin air locator chart, see pages 5-12 See pages 13-16 for footnotes

1) ProSelect - Normal Driving - Traditional Change Intervals 2) NAPA Gold - Severe Driving - OE Recommended intervals 3) NAPA Platinum - Harsh Driving - OE Recommend Intervals

N/A = Non disponible N/R = Non nécessaire N/S = Non réparable Voir le tableau des filtres et d'habitacle aux pages 5-12 Voir pages 13-16 pour des notes

1) NAPA ProSelect et Argent - Conduite normale - Intervalles normaux de remplacement 2) NAPA Or - Conduite difficile - Intervalles recommandés par FEO 3) NAPA Platine - Conduite très difficile - Intervalles recommandés par FEO

N/A = No disponible N/R = No requerido N/S = No Servicable Para el aire de la cabina y tabla de localización de filtro, consulte las páginas 5-12 Ver las páginas 13-16 para las notas al pie de página

1) NAPA ProSelect y Plata - Manejo normal - Intervalles normales de cambio 2) NAPA Oro - Manejo difícil - Intervalles recomendados por el OEM 3) NAPA Platino - Manejo muy difícil - Intervalles recomendados por el OEM

*Italicized Part Numbers May Not Be Available.*

Las piezas con números en *italicas* pueden no estar disponibles.

Les numéros de pièce en *italiques* peuvent ne pas être disponibles.

P  
a  
s  
s  
C  
a  
r  
L  
i  
g  
h  
t  
T  
r  
u  
c  
k  
O  
i  
l  
-  
A  
i  
r  
-  
C  
a  
b  
i  
n



BMW 2017-2016

Pass Car Light Truck - Oil - Air - Cabin

Year/Año/Année Model/Modelo/Modèle Engine/Motor/Moteur	Eng. Code Código de motor Code moteur	VIN NIV NIV	GOLD Oil Aceite Huile	ProSelect Oil Aceite Huile	Platinum Oil Aceite Huile	GOLD Air Aire Air	ProSelect Air Aire Air	GOLD Cabin Air Cabina Aire Cabine Air	ProSelect Cabin Air Cabina Aire Cabine Air	Platinum Cabin Air Cabina Aire Cabine Air	Loc. Cabin Air Cabina Aire Cabine Air
--	---	-------------------	--------------------------------	-------------------------------------	------------------------------------	----------------------------	---------------------------------	--	---	--	--

## BMW (Cont'd/Suite)

**2017** (Cont'd/Suite)

## M6 GRAN COUPE

V8 4.4L 4395cc Turbo	S63B44B		7189	27189	N/A	200041 Left 200042 Right	N/A Left N/A Right	4329 <sup>78</sup>	N/A <sup>78</sup>	N/A <sup>78</sup>	8
----------------------	---------	--	------	-------	-----	-----------------------------------	-----------------------------	--------------------	-------------------	-------------------	---

## M760i xDrive

V12 6.6L 6600CC 403CID - N74B66 Turbo			7189	27189	N/A	200951	N/A	230064	N/A	N/A	
---------------------------------------	--	--	------	-------	-----	--------	-----	--------	-----	-----	--

## X1

L4 2.0L	B48A20M0		107522	2107522	N/A	209791	N/A	232131	N/A	N/A	1
---------	----------	--	--------	---------	-----	--------	-----	--------	-----	-----	---

## X3

L4 2.0L 1995cc 121 CID Turbo Diesel	N47D20		100025	2100025	N/A	201085	N/A	230607	N/A	N/A	1
L4 2.0L 1997cc 121 CID Turbo	N20B20A		7327 <sup>439</sup>	27327 <sup>439</sup>	47327 <sup>439</sup>	9468	N/A	230607	N/A	N/A	1
L6 3L 2979CC Turbo	N55B30A		7327	27327	47327	9468	N/A	230607	N/A	N/A	1

## X4

L4 2.0L 1997cc 121 CID Turbo	N20B20A		7327 <sup>439</sup>	27327 <sup>439</sup>	47327 <sup>439</sup>	9468	N/A	230607	N/A	N/A	1
L6 3L 2979CC Turbo	N55B30A		7327	27327	47327	9555	N/A	230607	N/A	N/A	1

## X5

V8 4.4L 4395cc (Turbo Charged S63R Gas)	S63R		7189	27189	N/A	200987(2)	N/A	9585	N/A	N/A	1
---	------	--	------	-------	-----	-----------	-----	------	-----	-----	---

## X5 M

V8 4.4L 4395cc Turbo	N63B44B		7189	27189	N/A	200987(2)	N/A	9585	N/A	N/A	1
----------------------	---------	--	------	-------	-----	-----------	-----	------	-----	-----	---

## X5 XDRIVE35D

L6 3.0L 2993cc Turbo Diesel	N57D30T		100025	2100025	N/A	201060	N/A	9585	N/A	N/A	2
-----------------------------	---------	--	--------	---------	-----	--------	-----	------	-----	-----	---

## X5 XDRIVE35I

L6 3L 2979CC Turbo	N55B30A		7327	27327	47327	9555	N/A	9585 <sup>79</sup> N/A <sup>79</sup>	N/A <sup>79</sup> N/A <sup>79</sup>	N/A <sup>79</sup> N/A <sup>79</sup>	1 1
--------------------	---------	--	------	-------	-------	------	-----	---	--	--	--------

## X5 xDrive40e

L4 2.0 Turbo Electric/Gas			7327	27327	47327	200645	N/A	9585 <sup>79</sup>	N/A <sup>79</sup>	N/A <sup>79</sup>	
---------------------------	--	--	------	-------	-------	--------	-----	--------------------	-------------------	-------------------	--

## X6

L6 3L 2979CC Turbo	N55B30A		7327	27327	47327	9555	N/A	9585(2)	N/A	N/A	1
V8 4.4L 4395cc Turbo	N63B44B		7189	27189	N/A	200987	N/A	9585(2)	N/A	N/A	1

## X6 M

V8 4.4L 4395cc (Turbo Charged S63R Gas)	S63R		7189	27189	N/A	200987	N/A	9585(2)	N/A	N/A	1
---	------	--	------	-------	-----	--------	-----	---------	-----	-----	---

**2016**

## 120I

L4 1.6L 1598CC 98CID (Mex.)			107502	N/A	N/A	200005	N/A	4255	N/A	N/A	
-----------------------------	--	--	--------	-----	-----	--------	-----	------	-----	-----	--

## 228I

L4 2.0L 1997cc 121 CID Turbo	N20B20A		107509 <sup>440</sup>	2107509 <sup>440</sup>	4107509 <sup>440</sup>	200005	N/A	4255	N/A	N/A	1
------------------------------	---------	--	-----------------------	------------------------	------------------------	--------	-----	------	-----	-----	---

## 228I XDRIVE

L4 2.0L 1997cc 121 CID Turbo	N20B20A		7327	27327	47327	200005	N/A	4255	N/A	N/A	1
------------------------------	---------	--	------	-------	-------	--------	-----	------	-----	-----	---

## 320I

L4 2.0L 1997cc 121 CID Turbo	N20B20A		107509 <sup>440</sup>	2107509 <sup>440</sup>	4107509 <sup>440</sup>	200005	N/A	4255	N/A	N/A	1
------------------------------	---------	--	-----------------------	------------------------	------------------------	--------	-----	------	-----	-----	---

## 320I XDRIVE

L4 2.0L 1997cc 121 CID Turbo	N20B20A		7327 <sup>439</sup>	27327 <sup>439</sup>	47327 <sup>439</sup>	200005	N/A	4255	N/A	N/A	1
------------------------------	---------	--	---------------------	----------------------	----------------------	--------	-----	------	-----	-----	---

## 328D

L4 2.0L 1995cc 121 CID Turbo Diesel			100025	2100025	N/A	200005	N/A	4255	N/A	N/A	1
-------------------------------------	--	--	--------	---------	-----	--------	-----	------	-----	-----	---

N/A = Not Available N/R = Not Required N/S = Not Servicable For cabin air locator chart, see pages 5-12 See pages 13-16 for footnotes

1) ProSelect - Normal Driving - Traditional Change Intervals 2) NAPA Gold - Severe Driving - OE Recommended Intervals 3) NAPA Platinum - Harsh Driving - OE Recommend Intervals

N/A = Non disponible N/R = Non nécessaire N/S = Non réparable Voir le tableau des filtres et d'habitacle aux pages 5-12 Voir pages 13-16 pour des notes

1) NAPA ProSelect et Argent - Conduite normale - Intervalles normaux de remplacement 2) NAPA Or - Conduite difficile - Intervalles recommandés par FEO 3) NAPA Platine - Conduite très difficile - Intervalles recommandés par FEO

N/A = No disponible N/R = No requerido N/S = No Servicable Para el aire de la cabina y tabla de localización de filtro, consulte las páginas 5-12 Ver las páginas 13-16 para las notas al pie de página

1) NAPA ProSelect y Plata - Manejo normal - Intervalos normales de cambio 2) NAPA Oro - Manejo difícil - Intervalos recomendados por el OEM 3) NAPA Platino - Manejo muy difícil - Intervalos recomendados por el OEM

*Italicized Part Numbers May Not Be Available.*Las piezas con números en *italicas* pueden no estar disponibles.  
Les numéros de pièce en *italiques* peuvent ne pas être disponibles.



## Pass Car Light Truck - Oil - Air - Cabin

BMW 2016

Year/Año/Année Model/Modelo/Modèle Engine/Motor/Moteur	Eng. Code Código de motor Code moteur	VIN NIV NIV	GOLD Oil Aceite Huile	ProSelect Oil Aceite Huile	Platinum Oil Aceite Huile	GOLD Air Aire Air	ProSelect Air Aire Air	GOLD Cabin Air Cabina Aire Cabine Air	ProSelect Cabin Air Cabina Aire Cabine Air	Platinum Cabin Air Cabina Aire Cabine Air	Loc. Cabin Air Cabina Aire Cabine Air
--	---	-------------------	--------------------------------	-------------------------------------	------------------------------------	----------------------------	---------------------------------	--	---	--	--

## BMW (Cont'd/Suite)

2016 (Cont'd/Suite)

## 328D XDRIVE

L4 2.0L 1995cc 121 CID Turbo Diesel			100025	2100025	N/A	200005	N/A	4255	N/A	N/A	1
-------------------------------------	--	--	--------	---------	-----	--------	-----	------	-----	-----	---

## 328I

L4 2.0L 1997cc 121 CID Turbo	N20B20A		107509	2107509	4107509	200005	N/A	4255	N/A	N/A	1
------------------------------	---------	--	--------	---------	---------	--------	-----	------	-----	-----	---

## 328I GT XDRIVE

L4 2.0L 1997cc 121 CID Turbo	N20B20A		107509	2107509	4107509	200005	N/A	4255	N/A	N/A	1
------------------------------	---------	--	--------	---------	---------	--------	-----	------	-----	-----	---

## 328I XDRIVE

L4 2.0L 1997cc 121 CID Turbo	N20B20A		107509	2107509	4107509	200005	N/A	4255	N/A	N/A	1
------------------------------	---------	--	--------	---------	---------	--------	-----	------	-----	-----	---

## 330e

L4 2.0 Turbo Electric/Gas			100358	2100358	4100358	200422	N/A	4255	N/A	N/A	
---------------------------	--	--	--------	---------	---------	--------	-----	------	-----	-----	--

## 330i

L4 2.0L 1997cc (Mex.)			100358	2100358	4100358	N/S	N/S	4255	N/A	N/A	
-----------------------	--	--	--------	---------	---------	-----	-----	------	-----	-----	--

## 335I GT XDRIVE

L6 3L 2979CC Turbo	N55B30A		7327	27327	47327	200403	N/A	4255	N/A	N/A	1
--------------------	---------	--	------	-------	-------	--------	-----	------	-----	-----	---

## 340I

L6 3.0L 2998cc Turbo	B58B30M0		100342	2100342	N/A	200422	N/A	4255	N/A	N/A	
----------------------	----------	--	--------	---------	-----	--------	-----	------	-----	-----	--

## 340I XDRIVE

L6 3.0L 2998cc Turbo	B58B30M0		100342	2100342	N/A	200422	N/A	4255	N/A	N/A	
----------------------	----------	--	--------	---------	-----	--------	-----	------	-----	-----	--

## 420i

L4 2.0L 1997cc (Mex.)			107509	2107509	4107509	200005	N/A	4255	N/A	N/A	
-----------------------	--	--	--------	---------	---------	--------	-----	------	-----	-----	--

## 428I

L4 2.0L 1997cc 121 CID Turbo	N20B20A		107509	2107509	4107509	200005	N/A	4255	N/A	N/A	1
------------------------------	---------	--	--------	---------	---------	--------	-----	------	-----	-----	---

## 428i Gran Coupe

L4 2.0L 1997cc 121 CID Turbo	N20B20A		107509	2107509	4107509	200005	N/A	4255	N/A	N/A	1
------------------------------	---------	--	--------	---------	---------	--------	-----	------	-----	-----	---

## 428I XDRIVE

L4 2.0L 1997cc 121 CID Turbo	N20B20A		7327 <sup>439</sup>	27327 <sup>439</sup>	47327 <sup>439</sup>	200005	N/A	4255	N/A	N/A	1
------------------------------	---------	--	---------------------	----------------------	----------------------	--------	-----	------	-----	-----	---

## 428I XDRIVE GRAN COUPE

L4 2.0L 1997cc 121 CID Turbo	N20B20A		7327	27327	47327	200005	N/A	4255	N/A	N/A	1
------------------------------	---------	--	------	-------	-------	--------	-----	------	-----	-----	---

## 435I

L6 3L 2979CC Turbo	N55B30A		7327	27327	47327	200257	N/A	4255	N/A	N/A	1
--------------------	---------	--	------	-------	-------	--------	-----	------	-----	-----	---

## 435I XDRIVE

L6 3L 2979CC Turbo	N55B30A		7327	27327	47327	200257 200403	N/A N/A	4255	N/A	N/A	1
--------------------	---------	--	------	-------	-------	------------------	------------	------	-----	-----	---

## 520i

(Mex.)			107509	2107509	4107509	9208	N/A	4329	N/A	N/A	
--------	--	--	--------	---------	---------	------	-----	------	-----	-----	--

## 528I

L4 2.0L 1997cc 121 CID Turbo	N20B20A		107509	2107509	4107509	9208	N/A	N/A 4329	N/A N/A	N/A N/A	1 1
------------------------------	---------	--	--------	---------	---------	------	-----	-------------	------------	------------	--------

## 528I XDRIVE

L4 2.0L 1997cc 121 CID Turbo	N20B20A		7327	27327	47327	9208	N/A	4329	N/A	N/A	1
------------------------------	---------	--	------	-------	-------	------	-----	------	-----	-----	---

## 535D

L6 3.0L 2993cc Turbo Diesel	N57D30T		100025	2100025	N/A	201060	N/A	4329 <sup>78</sup>	N/A <sup>78</sup>	N/A <sup>78</sup>	1
-----------------------------	---------	--	--------	---------	-----	--------	-----	--------------------	-------------------	-------------------	---

## 535D XDRIVE

L6 3.0L 2993cc Turbo Diesel	N57D30T		100025	2100025	N/A	201060	N/A	4329	N/A	N/A	1
-----------------------------	---------	--	--------	---------	-----	--------	-----	------	-----	-----	---

## 535I

L6 3L 2979CC Turbo	N55B30A		7327	27327	47327	9555	N/A	4329	N/A	N/A	1
--------------------	---------	--	------	-------	-------	------	-----	------	-----	-----	---

## 535I GT

L6 3L 2979CC Turbo	N55B30A		7327	27327	47327	9555	N/A	4329	N/A	N/A	1
--------------------	---------	--	------	-------	-------	------	-----	------	-----	-----	---

N/A = Not Available N/R = Not Required N/S = Not Servicable For cabin air locator chart, see pages 5-12 See pages 13-16 for footnotes

1) ProSelect - Normal Driving - Traditional Change Intervals 2) NAPA Gold - Severe Driving - OE Recommended intervals 3) NAPA Platinum - Harsh Driving - OE Recommend Intervals

N/A = Non disponible N/R = Non nécessaire N/S = Non réparable Voir le tableau des filtres et d'habitacle aux pages 5-12 Voir pages 13-16 pour des notes

1) NAPA ProSelect et Argent - Conduite normale - Intervalles normaux de remplacement 2) NAPA Or - Conduite difficile - Intervalles recommandés par FEO 3) NAPA Platine - Conduite très difficile - Intervalles recommandés par FEO

N/A = No disponible N/R = No requerido N/S = No Servicable Para el aire de la cabina y tabla de localización de filtro, consulte las páginas 5-12 Ver las páginas 13-16 para las notas al pie de página

1) NAPA ProSelect y Plata - Manejo normal - Intervalles normales de cambio 2) NAPA Oro - Manejo difícil - Intervalles recomendados por el OEM 3) NAPA Platino - Manejo muy difícil - Intervalles recomendados por el OEM

Italicized Part Numbers May Not Be Available.

Las piezas con números en *italicas* pueden no estar disponibles.Les numéros de pièce en *italiques* peuvent ne pas être disponibles.



BMW 2016

## Pass Car Light Truck - Oil - Air - Cabin

Year/Año/Année Model/Modelo/Modele Engine/Motor/Moteur	Eng. Code Código de motor Code moteur	VIN NIV NIV	GOLD Oil Aceite Huile	ProSelect Oil Aceite Huile	Platinum Oil Aceite Huile	GOLD Air Aire Air	ProSelect Air Aire Air	GOLD Cabin Air Cabina Aire Cabine Air	ProSelect Cabin Air Cabina Aire Cabine Air	Platinum Cabin Air Cabina Aire Cabine Air	Loc. Cabin Air Cabina Aire Cabine Air
--	---	-------------------	--------------------------------	-------------------------------------	------------------------------------	----------------------------	---------------------------------	--	---	--	--

## BMW (Cont'd/Suite)

**2016** (Cont'd/Suite)

## 535I GT XDRIVE

L6 3L 2979CC Turbo	N55B30A		7327	27327	47327	9555	N/A	4329	N/A	N/A	1
--------------------	---------	--	------	-------	-------	------	-----	------	-----	-----	---

## 535I XDRIVE

L6 3L 2979CC Turbo	N55B30A		7327	27327	47327	9555	N/A	4329(2)	N/A	N/A	1
--------------------	---------	--	------	-------	-------	------	-----	---------	-----	-----	---

## 550I

V8 4.4L 4395cc Turbo	N63B44B		7189	27189	N/A	9258 Right 9257 Left	N/A Right N/A Left	4329	N/A	N/A	1
----------------------	---------	--	------	-------	-----	-------------------------------	-----------------------------	------	-----	-----	---

## 550I GT XDRIVE

V8 4.4L 4395cc Turbo	N63B44B		7189	27189	N/A	9258 Right 9257 Left	N/A Right N/A Left	4329	N/A	N/A	1
----------------------	---------	--	------	-------	-----	-------------------------------	-----------------------------	------	-----	-----	---

## 550I XDRIVE

V8 4.4L 4395cc Turbo	N63B44B		7189	27189	N/A	9258 Right 9257 Left	N/A Right N/A Left	4329	N/A	N/A	1
----------------------	---------	--	------	-------	-----	-------------------------------	-----------------------------	------	-----	-----	---

## 640 SERIES

L6 3L 2979CC Turbo	N55B30A		7327	27327	47327	9555	N/A	4329 <sup>394</sup>	N/A <sup>394</sup>	N/A <sup>394</sup>	1
--------------------	---------	--	------	-------	-------	------	-----	---------------------	--------------------	--------------------	---

## 640I

L6 3L 2979CC Turbo	N55B30A		7327	27327	47327	9555	N/A	4329(2)	N/A	N/A	1
--------------------	---------	--	------	-------	-------	------	-----	---------	-----	-----	---

## 640I CONVERTIBLE

L6 3L 2979CC Turbo	N55B30A		7327	27327	47327	9555	N/A	4329	N/A	N/A	1
--------------------	---------	--	------	-------	-------	------	-----	------	-----	-----	---

## 640I XDRIVE

L6 3L 2979CC Turbo	N55B30A		7327	27327	47327	9555	N/A	4329	N/A	N/A	1
--------------------	---------	--	------	-------	-------	------	-----	------	-----	-----	---

## 640I XDRIVE CONVERTIBLE

L6 3L 2979CC Turbo	N55B30A		7327	27327	47327	9555	N/A	4329	N/A	N/A	1
--------------------	---------	--	------	-------	-------	------	-----	------	-----	-----	---

## 650 SERIES

V8 4.4L 4395cc Turbo	N63B44B		7189	27189	N/A	9258 Right 9257 Left	N/A Right N/A Left	4329	N/A	N/A	1
----------------------	---------	--	------	-------	-----	-------------------------------	-----------------------------	------	-----	-----	---

## 740I

L6 3.0L 2998cc Turbo			100342	2100342	N/A	200889	N/A	230064	N/A	N/A	
----------------------	--	--	--------	---------	-----	--------	-----	--------	-----	-----	--

## 750I

V8 4.4L 4395cc			7189	27189	N/A	200982 Right 200983 Left	N/A Right N/A Left	4329	N/A	N/A	
----------------	--	--	------	-------	-----	-----------------------------------	-----------------------------	------	-----	-----	--

## 750i XDRIVE

V8 4.4L 4400CC 269CID Turbo			7189	27189	N/A	200982 Right 200983 Left	N/A Right N/A Left	4329	N/A	N/A	
-----------------------------	--	--	------	-------	-----	-----------------------------------	-----------------------------	------	-----	-----	--

## ACTIVEHYBRID 5

L6 3.0L 2979cc Turbo Electric/Gas			7327	27327	47327	9555	N/A	4329(2)	N/A	N/A	1
-----------------------------------	--	--	------	-------	-------	------	-----	---------	-----	-----	---

## ALPINA B6 XDRIVE GRAN COUPE

V8 4.4L 4395cc Turbo	N63M20A		7189	27189	N/A	9258 Right 9257 Left	N/A Right N/A Left	4329(2)	N/A	N/A	1
----------------------	---------	--	------	-------	-----	-------------------------------	-----------------------------	---------	-----	-----	---

## i3

Electric Electric			N/R	N/R	N/R			232131	N/A	N/A	
-------------------	--	--	-----	-----	-----	--	--	--------	-----	-----	--

N/A = Not Available N/R = Not Required N/S = Not Servicable For cabin air locator chart, see pages 5-12 See pages 13-16 for footnotes

1) ProSelect - Normal Driving - Traditional Change Intervals 2) NAPA Gold - Severe Driving - OE Recommended intervals 3) NAPA Platinum - Harsh Driving - OE Recommend Intervals

N/A = Non disponible N/R = Non nécessaire N/S = Non réparable Voir le tableau des filtres et d'habitacle aux pages 5-12 Voir pages 13-16 pour des notes

1) NAPA ProSelect et Argent - Conduite normale - Intervalles normaux de remplacement 2) NAPA Or - Conduite difficile - Intervalles recommandés par FEO 3) NAPA Platine - Conduite très difficile - Intervalles recommandés par FEO

N/A = No disponible N/R = No requerido N/S = No Servicable Para el aire de la cabina y tabla de localización de filtro, consulte las páginas 5-12 Ver las páginas 13-16 para las notas al pie de página

1) NAPA ProSelect y Plata - Manejo normal - Intervalos normales de cambio 2) NAPA Oro - Manejo difícil - Intervalos recomendados por el OEM 3) NAPA Platino - Manejo muy difícil - Intervalos recomendados por el OEM

*Italicized Part Numbers May Not Be Available.*Las piezas con números en *italicas* pueden no estar disponibles.  
Les numéros de pièce en *italiques* peuvent ne pas être disponibles.





Pass Car Light Truck - Oil - Air - Cabin

BMW 2016

Year/Año/Année Model/Modelo/Modèle Engine/Motor/Moteur	Eng. Code Código de motor Code moteur	VIN NIV NIV	GOLD Oil Aceite Huile	ProSelect Oil Aceite Huile	Platinum Oil Aceite Huile	GOLD Air Aire Air	ProSelect Air Aire Air	GOLD Cabin Air Cabina Aire Cabine Air	ProSelect Cabin Air Cabina Aire Cabine Air	Platinum Cabin Air Cabina Aire Cabine Air	Loc. Cabin Air Cabina Aire Cabine Air
--	---	-------------------	--------------------------------	-------------------------------------	------------------------------------	----------------------------	---------------------------------	--	---	--	--

BMW (Cont'd/Suite)

**2016** (Cont'd/Suite)

**i3 Range Extender**

L2 647cc Electric/Gas			100245	N/A	N/A	N/A	N/A	232131	N/A	N/A	
-----------------------	--	--	--------	-----	-----	-----	-----	--------	-----	-----	--

**i8**

L3 1.5L 1499cc Turbo Electric/Gas	B38T		107522	2107522	N/A	200401	N/A	230429	N/A	N/A	
-----------------------------------	------	--	--------	---------	-----	--------	-----	--------	-----	-----	--

**M135I**

L6 3.0L 2979CC 182CID (Mex.)			7327	27327	47327	N/S	N/S	4255	N/A	N/A	
------------------------------	--	--	------	-------	-------	-----	-----	------	-----	-----	--

**M2**

L6 3.0L 2979cc Turbo	N54B30A		7327	27327	47327	200257	N/A	4255	N/A	N/A	
----------------------	---------	--	------	-------	-------	--------	-----	------	-----	-----	--

**M235I**

L6 3L 2979CC Turbo	N55B30A		7327	27327	47327	200403	N/A	4255	N/A	N/A	
--------------------	---------	--	------	-------	-------	--------	-----	------	-----	-----	--

**M235I XDRIVE**

L6 3L 2979CC Turbo	N55B30A		7327	27327	47327	200403	N/A	4255	N/A	N/A	
--------------------	---------	--	------	-------	-------	--------	-----	------	-----	-----	--

**M3**

L6 3L 2979CC Turbo	N55B30A		7327 7327	27327 27327	47327 47327	200042 Right 200041 Left	N/A Right N/A Left	4255	N/A	N/A	8
--------------------	---------	--	--------------	----------------	----------------	-----------------------------------	-----------------------------	------	-----	-----	---

**M4**

L6 3.0L 2979cc Turbo	S55B30		7327	27327	47327	200042 Right 200041 Left	N/A Right N/A Left	4255	N/A	N/A	8
----------------------	--------	--	------	-------	-------	-----------------------------------	-----------------------------	------	-----	-----	---

**M5**

V8 4.4L 4395cc Turbo	S63B44B		7189	27189	N/A	200041 Left 200042 Right	N/A Left N/A Right	4329	N/A	N/A	8
----------------------	---------	--	------	-------	-----	-----------------------------------	-----------------------------	------	-----	-----	---

**M6**

V8 4.4L 4395cc Turbo	S63B44B		7189	27189	N/A	200041 Left 200042 Right	N/A Left N/A Right	4329(2) <sup>78</sup>	N/A <sup>78</sup>	N/A <sup>78</sup>	8
----------------------	---------	--	------	-------	-----	-----------------------------------	-----------------------------	-----------------------	-------------------	-------------------	---

**M6 GRAN COUPE**

V8 4.4L 4395cc Turbo	S63B44B		7189	27189	N/A	200041 Left 200042 Right	N/A Left N/A Right	4329(2)	N/A	N/A	8
----------------------	---------	--	------	-------	-----	-----------------------------------	-----------------------------	---------	-----	-----	---

**X1**

L4 2.0L	B48A20M0		107522	2107522	N/A	209792	2209792	232131	N/A	N/A	1
---------	----------	--	--------	---------	-----	--------	---------	--------	-----	-----	---

**X3**

L4 2.0L 1995cc 121 CID Turbo Diesel	N47D20		100025	2100025	N/A	201085	N/A	230607	N/A	N/A	1
-------------------------------------	--------	--	--------	---------	-----	--------	-----	--------	-----	-----	---

**X3 sDrive28i**

L4 2.0L 1997cc 121 CID Turbo	N20B20A		7327 <sup>439</sup>	27327 <sup>439</sup>	47327 <sup>439</sup>	9468	N/A	N/A <sup>79</sup> 230607 <sup>71</sup>	N/A <sup>79</sup> N/A <sup>71</sup>	N/A <sup>79</sup> N/A <sup>71</sup>	1 1
------------------------------	---------	--	---------------------	----------------------	----------------------	------	-----	---	--	--	--------

**X3 xDrive 28i**

L4 2.0L 1997cc 121 CID Turbo	N20B20A		7327	27327	47327	9468	N/A	N/A 230607 <sup>71</sup>	N/A N/A <sup>71</sup>	N/A N/A <sup>71</sup>	1 1
------------------------------	---------	--	------	-------	-------	------	-----	-----------------------------	--------------------------	--------------------------	--------

**X3 xDrive 35i**

L6 3L 2979CC Turbo	N55B30A		7327	27327	47327	9468	N/A	230607	N/A	N/A	1
--------------------	---------	--	------	-------	-------	------	-----	--------	-----	-----	---

**X4**

L4 2.0L 1997cc 121 CID Turbo	N20B20A		7327 <sup>439</sup>	27327 <sup>439</sup>	47327 <sup>439</sup>	9468	N/A	230607	N/A	N/A	1
L6 3L 2979CC Turbo	N55B30A		7327	27327	47327	9555	N/A	230607	N/A	N/A	1

N/A = Not Available N/R = Not Required N/S = Not Servicable For cabin air locator chart, see pages 5-12 See pages 13-16 for footnotes

1) ProSelect - Normal Driving - Traditional Change Intervals 2) NAPA Gold - Severe Driving - OE Recommended intervals 3) NAPA Platinum - Harsh Driving - OE Recommend Intervals

N/A = Non disponible N/R = Non nécessaire N/S = Non réparable Voir le tableau des filtres et d'habitacle aux pages 5-12 Voir pages 13-16 pour des notes

1) NAPA ProSelect et Argent - Conduite normale - Intervalles normaux de remplacement 2) NAPA Or - Conduite difficile - Intervalles recommandés par FEO 3) NAPA Platine - Conduite très difficile - Intervalles recommandés par FEO

N/A = No disponible N/R = No requerido N/S = No Servicable Para el aire de la cabina y tabla de localización de filtro, consulte las páginas 5-12 Ver las páginas 13-16 para las notas al pie de página

1) NAPA ProSelect y Plata - Manejo normal - Intervalles normales de cambio 2) NAPA Oro - Manejo difícil - Intervalles recomendados por el OEM 3) NAPA Platino - Manejo muy difícil - Intervalles recomendados por el OEM

*Italicized Part Numbers May Not Be Available.*

Las piezas con números en *italicas* pueden no estar disponibles.

Les numéros de pièce en *italiques* peuvent ne pas être disponibles.

P  
a  
s  
s  
C  
a  
r  
L  
i  
g  
h  
t  
T  
r  
u  
c  
k  
O  
i  
l  
-  
A  
i  
r  
-  
C  
a  
b  
i  
n



BMW 2016-2015

Pass Car Light Truck - Oil - Air - Cabin

Year/Año/Année Model/Modelo/Modèle Engine/Motor/Moteur	Eng. Code Código de motor Code moteur	VIN NIV NIV	GOLD Oil Aceite Huile	ProSelect Oil Aceite Huile	Platinum Oil Aceite Huile	GOLD Air Aire Air	ProSelect Air Aire Air	GOLD Cabin Air Cabina Aire Cabine Air	ProSelect Cabin Air Cabina Aire Cabine Air	Platinum Cabin Air Cabina Aire Cabine Air	Loc. Cabin Air Cabina Aire Cabine Air
--	---	-------------------	--------------------------------	-------------------------------------	------------------------------------	----------------------------	---------------------------------	--	---	--	--

## BMW (Cont'd/Suite)

## 2016 (Cont'd/Suite)

X5											
L6 3L 2979CC Turbo	N55B30A		7327	27327	47327	9555	N/A	9585 <sup>79</sup> N/A <sup>171</sup>	N/A <sup>79</sup> N/A <sup>171</sup>	N/A <sup>79</sup> N/A <sup>171</sup>	1
V 8 4.4L 4395cc (Turbo Charged S63R Gas)	S63R		7189	27189	N/A	200987(2)	N/A	9585	N/A	N/A	1
V8 4.4L 4395cc Turbo	N63B44		7189	27189	N/A	200987(2)	N/A	9585	N/A	N/A	1
X5 M											
V 8 4.4L 4395cc (Turbo Charged S63R Gas)	S63R		7189	27189	N/A	N/A	N/A	9585 N/A	N/A N/A	N/A N/A	1 1
X5 XDRIVE35D											
L6 3.0L 2993cc Turbo Diesel	N57D30T		100025	2100025	N/A	201060	N/A	9585	N/A	N/A	2
X5 XDRIVE40E											
L4 2.0 Turbo Electric/Gas			7327 <sup>439</sup>	27327 <sup>439</sup>	47327 <sup>439</sup>	200645	N/A	N/A 9585(2)	N/A N/A	N/A N/A	
X5 XDRIVE50I											
V8 4.4L 4395cc Turbo	N63B44		7189	27189	N/A	200987(2)	N/A	9585 N/A	N/A N/A	N/A N/A	1 1
X6											
L6 3L 2979CC Turbo	N55B30A		7327	27327	47327	9555	N/A	9585(2)	N/A	N/A	1
V 8 4.4L 4395cc (Turbo Charged S63R Gas)	S63R		7189	27189	N/A	200987	N/A	9585(2)	N/A	N/A	1
V8 4.4L 4395cc Turbo	N63B44		7189	27189	N/A	200987	N/A	9585(2)	N/A	N/A	1
X6 M											
V 8 4.4L 4395cc (Turbo Charged S63R Gas)	S63R		7189	27189	N/A	N/A	N/A	9585(2) N/A	N/A N/A	N/A N/A	1 1
X6 sDrive35i											
L6 3L 2979CC Turbo	N55B30A		7327	27327	47327	9555	N/A	9585(2) N/A	N/A N/A	N/A N/A	1 1
X6 XDRIVE35I											
L6 3L 2979CC Turbo	N55B30A		7327	27327	47327	9555	N/A	9585(2) N/A	N/A N/A	N/A N/A	1 1
X6 XDRIVE50I											
V8 4.4L 4395cc Turbo	N63B44		7189	27189	N/A	9257 Left 9258 Right	N/A Left N/A Right	9585(2) N/A	N/A N/A	N/A N/A	1 1
Z4											
L4 2.0L 1997cc 121 CID Turbo	N20B20A		107509	2107509	4107509	9208	N/A	4518	N/A	N/A	1
L6 3.0L 2979cc Turbo	N54B30A		7327 7327	27327 27327	47327 47327	9461 9461	29461 29461	4518 4518	N/A N/A	N/A N/A	4 4

## 2015

118i											
L4 1.6L 1598cc (Mex.)			107502	N/A	N/A	200005	N/A	4255	N/A	N/A	
228i											
L4 2.0L 1997cc 121 CID Turbo	N20B20A		107509 <sup>440</sup>	2107509 <sup>440</sup>	4107509 <sup>440</sup>	200005	N/A	4255	N/A	N/A	1
228i XDRIVE											
L4 2.0L 1997cc 121 CID Turbo	N20B20A		7327 <sup>439</sup>	27327 <sup>439</sup>	47327 <sup>439</sup>	200005	N/A	4255	N/A	N/A	1
320i											
L4 2.0L 1997cc 121 CID Turbo	N20B20A		107509 <sup>440</sup>	2107509 <sup>440</sup>	4107509 <sup>440</sup>	200005	N/A	4255	N/A	N/A	1
320i XDRIVE											
L4 2.0L 1997cc 121 CID Turbo	N20B20A		7327 <sup>439</sup>	27327 <sup>439</sup>	47327 <sup>439</sup>	200005	N/A	4255	N/A	N/A	1

N/A = Not Available N/R = Not Required N/S = Not Servicable For cabin air locator chart, see pages 5-12 See pages 13-16 for footnotes

1) ProSelect - Normal Driving - Traditional Change Intervals 2) NAPA Gold - Severe Driving - OE Recommended intervals 3) NAPA Platinum - Harsh Driving - OE Recommend Intervals

N/A = Non disponible N/R = Non nécessaire N/S = Non réparable Voir le tableau des filtres et d'habitacle aux pages 5-12 Voir pages 13-16 pour des notes

1) NAPA ProSelect et Argent - Conduite normale - Intervalles normaux de remplacement 2) NAPA Or - Conduite difficile - Intervalles recommandés par FEO 3) NAPA Platine - Conduite très difficile - Intervalles recommandés par FEO

N/A = No disponible N/R = No requerido N/S = No Servicable Para el aire de la cabina y tabla de localización de filtro, consulte las páginas 5-12 Ver las páginas 13-16 para las notas al pie de página

1) NAPA ProSelect y Plata - Manejo normal - Intervalos normales de cambio 2) NAPA Oro - Manejo difícil - Intervalos recomendados por el OEM 3) NAPA Platino - Manejo muy difícil - Intervalos recomendados por el OEM

Italicized Part Numbers May Not Be Available.

Las piezas con números en *italicas* pueden no estar disponibles.  
Les numéros de pièce en *italiques* peuvent ne pas être disponibles.



Pass Car Light Truck - Oil - Air - Cabin

BMW 2015

Year/Año/Année Model/Modelo/Modèle Engine/Motor/Moteur	Eng. Code Código de motor Code moteur	VIN NIV NIV	GOLD Oil Aceite Huile	ProSelect Oil Aceite Huile	Platinum Oil Aceite Huile	GOLD Air Aire Air	ProSelect Air Aire Air	GOLD Cabin Air Cabina Aire Cabine Air	ProSelect Cabin Air Cabina Aire Cabine Air	Platinum Cabin Air Cabina Aire Cabine Air	Loc. Cabin Air Cabina Aire Cabine Air
--	---	-------------------	--------------------------------	-------------------------------------	------------------------------------	----------------------------	---------------------------------	--	---	--	--

BMW (Cont'd/Suite)

**2015** (Cont'd/Suite)

**328 SERIES**

L4 2.0L 1995cc 121 CID Turbo Diesel	N47D20		100025	2100025	N/A			4255	N/A	N/A	1
L4 2.0L 1997cc 121 CID Turbo	N20B20A	4	107509	2107509	4107509	200005	N/A	4255	N/A	N/A	1

**328I GT XDRIVE**

L4 2.0L 1997cc 121 CID Turbo	N20B20A		107509	2107509	4107509	200005	N/A	4255	N/A	N/A	1
------------------------------	---------	--	--------	---------	---------	--------	-----	------	-----	-----	---

**328I XDRIVE**

L4 2.0L 1997cc 121 CID Turbo	N20B20A	4	107509	2107509	4107509	200005	N/A	4255	N/A	N/A	1
------------------------------	---------	---	--------	---------	---------	--------	-----	------	-----	-----	---

**335 SERIES**

L6 3L 2979CC Turbo	N55B30A		7327	27327	47327	200257	N/A	4255	N/A	N/A	1
--------------------	---------	--	------	-------	-------	--------	-----	------	-----	-----	---

**428I**

L4 2.0L 1997cc 121 CID Turbo	N20B20A		107509	2107509	4107509	200005	N/A	4255	N/A	N/A	1
------------------------------	---------	--	--------	---------	---------	--------	-----	------	-----	-----	---

**428I XDRIVE**

L4 2.0L 1997cc 121 CID Turbo	N20B20A		7327	27327	47327	200005	N/A	4255	N/A	N/A	1
------------------------------	---------	--	------	-------	-------	--------	-----	------	-----	-----	---

**435I**

L6 3L 2979CC Turbo	N55B30A		7327	27327	47327	200257	N/A	4255	N/A	N/A	1
--------------------	---------	--	------	-------	-------	--------	-----	------	-----	-----	---

**435I XDRIVE**

L6 3L 2979CC Turbo	N55B30A		7327	27327	47327	200257	N/A	4255	N/A	N/A	1
--------------------	---------	--	------	-------	-------	--------	-----	------	-----	-----	---

**520 SERIES**

L4 2.0L 1997cc (Mex.)			107509	2107509	4107509	9208	N/A	4329	N/A	N/A	
-----------------------	--	--	--------	---------	---------	------	-----	------	-----	-----	--

**528 SERIES**

L4 2.0L 1997cc 121 CID Turbo	N20B20A		107509	2107509	4107509	9208	N/A	4329	N/A	N/A	1
------------------------------	---------	--	--------	---------	---------	------	-----	------	-----	-----	---

**528I XDRIVE**

L4 2.0L 1997cc 121 CID Turbo	N20B20A		7327	27327	47327	9208	N/A	4329	N/A	N/A	1
------------------------------	---------	--	------	-------	-------	------	-----	------	-----	-----	---

**535 SERIES**

L6 3.0L 2993cc Turbo Diesel	N57D30T		100025	2100025	N/A	201060	N/A	4329 <sup>78</sup>	N/A <sup>78</sup>	N/A <sup>78</sup>	1
L6 3L 2979CC Turbo	N55B30A		7327	27327	47327	9555	N/A	4329 <sup>78</sup>	N/A <sup>78</sup>	N/A <sup>78</sup>	1

**550 SERIES**

V8 4.4L 4395cc Turbo	N63B44B		7189	27189	N/A	9258 Right 9257 Left	N/A Right N/A Left	4329	N/A	N/A	1
----------------------	---------	--	------	-------	-----	-------------------------------	-----------------------------	------	-----	-----	---

**640 SERIES**

L6 3L 2979CC Turbo	N55B30A		7327	27327	47327	9555	N/A	4329 <sup>394</sup>	N/A <sup>394</sup>	N/A <sup>394</sup>	1
--------------------	---------	--	------	-------	-------	------	-----	---------------------	--------------------	--------------------	---

**650 SERIES**

V8 4.4L 4395cc Turbo	N63B44B		7189	27189	N/A	9258 Right 9257 Left	N/A Right N/A Left	4329	N/A	N/A	1
----------------------	---------	--	------	-------	-----	-------------------------------	-----------------------------	------	-----	-----	---

**740 SERIES**

L6 3.0L 2993cc Turbo Diesel	N57D30T		100025	2100025	N/A			4329	N/A	N/A	1
L6 3L 2979CC Turbo	N55B30A		7327	27327	47327	9555	N/A	4329	N/A	N/A	1

**750 SERIES**

V8 4.4L 4395cc Turbo	N63B44B		7189	27189	N/A	9258 Right 9257 Left	N/A Right N/A Left	4329	N/A	N/A	1
----------------------	---------	--	------	-------	-----	-------------------------------	-----------------------------	------	-----	-----	---

**760 SERIES**

V12 6.0L 5972cc Turbo	N74B60A		7189	27189	N/A	200951	N/A	4329	N/A	N/A	1
-----------------------	---------	--	------	-------	-----	--------	-----	------	-----	-----	---

**ACTIVEHYBRID 3**

L6 3.0L 2979cc Turbo Electric/Gas			7327	27327	47327	200257	N/A	4255	N/A	N/A	
-----------------------------------	--	--	------	-------	-------	--------	-----	------	-----	-----	--

N/A = Not Available N/R = Not Required N/S = Not Servicable For cabin air locator chart, see pages 5-12 See pages 13-16 for footnotes

1) ProSelect - Normal Driving - Traditional Change Intervals 2) NAPA Gold - Severe Driving - OE Recommended intervals 3) NAPA Platinum - Harsh Driving - OE Recommend Intervals

N/A = Non disponible N/R = Non nécessaire N/S = Non réparable Voir le tableau des filtres et d'habitacle aux pages 5-12 Voir pages 13-16 pour des notes

1) NAPA ProSelect et Argent - Conduite normale - Intervalles normaux de remplacement 2) NAPA Or - Conduite difficile - Intervalles recommandés par FEO 3) NAPA Platine - Conduite très difficile - Intervalles recommandés par FEO

N/A = No disponible N/R = No requerido N/S = No Servicable Para el aire de la cabina y tabla de localización de filtro, consulte las páginas 5-12 Ver las páginas 13-16 para las notas al pie de página

1) NAPA ProSelect y Plata - Manejo normal - Intervalos normales de cambio 2) NAPA Oro - Manejo difícil - Intervalos recomendados por el OEM 3) NAPA Platino - Manejo muy difícil - Intervalos recomendados por el OEM

*Italicized Part Numbers May Not Be Available.*

Las piezas con números en *italicas* pueden no estar disponibles.

Les numéros de pièce en *italiques* peuvent ne pas être disponibles.

P  
a  
s  
s  
C  
a  
r  
L  
i  
g  
h  
t  
T  
r  
u  
c  
k  
O  
i  
l  
-  
A  
i  
r  
-  
C  
a  
b  
i  
n



BMW 2015

## Pass Car Light Truck - Oil - Air - Cabin

Year/Año/Année Model/Modelo/Modele Engine/Motor/Moteur	Eng. Code Código de motor Code moteur	VIN NIV NIV	GOLD Oil Aceite Huile	ProSelect Oil Aceite Huile	Platinum Oil Aceite Huile	GOLD Air Aire Air	ProSelect Air Aire Air	GOLD Cabin Air Cabina Aire Cabine Air	ProSelect Cabin Air Cabina Aire Cabine Air	Platinum Cabin Air Cabina Aire Cabine Air	Loc. Cabin Air Cabina Aire Cabine Air
--	---	-------------------	--------------------------------	-------------------------------------	------------------------------------	----------------------------	---------------------------------	--	---	--	--

## BMW (Cont'd/Suite)

2015 (Cont'd/Suite)

## ACTIVEHYBRID 5

L6 3.0L 2979cc Turbo Electric/Gas			7327	27327	47327	9555	N/A	4329	N/A	N/A	1
-----------------------------------	--	--	------	-------	-------	------	-----	------	-----	-----	---

## ACTIVEHYBRID 7

L6 3.0L 2979cc Turbo Electric/Gas			7327	27327	47327	9555	N/A	4329	N/A	N/A	
-----------------------------------	--	--	------	-------	-------	------	-----	------	-----	-----	--

## ALPINA B6

V8 4.4L 4395cc Turbo	N63M20A		7189	27189	N/A	9257 Left 9258 Right	N/A Left N/A Right	4329	N/A	N/A	1
----------------------	---------	--	------	-------	-----	-------------------------------	-----------------------------	------	-----	-----	---

## ALPINA B7

V8 4.4L 4395cc Turbo	N63M20A		7189	27189	N/A	9257 Left 9258 Right	N/A Left N/A Right	4329	N/A	N/A	1
----------------------	---------	--	------	-------	-----	-------------------------------	-----------------------------	------	-----	-----	---

## ALPINA B7L

V8 4.4L 4395cc Turbo	N63M20A		7189	27189	N/A	9257 Left 9258 Right	N/A Left N/A Right	4329	N/A	N/A	1
----------------------	---------	--	------	-------	-----	-------------------------------	-----------------------------	------	-----	-----	---

## i3

Electric Electric			N/R	N/R	N/R			N/A	N/A	N/A	
-------------------	--	--	-----	-----	-----	--	--	-----	-----	-----	--

## i3 Range Extender

L2 647cc Electric/Gas			100245	N/A	N/A			232131	N/A	N/A	
-----------------------	--	--	--------	-----	-----	--	--	--------	-----	-----	--

## i8

L3 1.5L 1499cc Turbo Electric/Gas	B38T		107522	2107522	N/A	200401	N/A	230429	N/A	N/A	
-----------------------------------	------	--	--------	---------	-----	--------	-----	--------	-----	-----	--

## M135I

L6 3.0L 2979cc Turbo (Mex.)	N54B30A		7327	27327	47327			4255	N/A	N/A	
-----------------------------	---------	--	------	-------	-------	--	--	------	-----	-----	--

## M235I

L6 3L 2979CC Turbo	N55B30A		7327	27327	47327			4255	N/A	N/A	
--------------------	---------	--	------	-------	-------	--	--	------	-----	-----	--

## M3

L6 3L 2979CC Turbo	N55B30A		7327	27327	47327	200042 Right 200041 Left	N/A Right N/A Left	4255	N/A	N/A	8
--------------------	---------	--	------	-------	-------	-----------------------------------	-----------------------------	------	-----	-----	---

## M4

L6 3L 2979CC Turbo	N55B30A		7327	27327	47327	200042 Right 200041 Left	N/A Right N/A Left	4255	N/A	N/A	8
--------------------	---------	--	------	-------	-------	-----------------------------------	-----------------------------	------	-----	-----	---

## M5

V8 4.4L 4395cc Turbo	S63B44B		7189	27189	N/A	200041 Left 200042 Right	N/A Left N/A Right	4329	N/A	N/A	8
----------------------	---------	--	------	-------	-----	-----------------------------------	-----------------------------	------	-----	-----	---

## M6

V8 4.4L 4395cc Turbo	S63B44B		7189	27189	N/A	200041 Left 200042 Right	N/A Left N/A Right	4329	N/A	N/A	8
----------------------	---------	--	------	-------	-----	-----------------------------------	-----------------------------	------	-----	-----	---

## X1 sDrive28i

L4 2.0L 1997cc 121 CID Turbo	N20B20A		107509	2107509	4107509	9208	N/A	N/A	N/A	N/A	1
------------------------------	---------	--	--------	---------	---------	------	-----	-----	-----	-----	---

## X1 xDrive28i

L4 2.0L 1997cc 121 CID Turbo	N20B20A		7327	27327	47327	9208	N/A	N/A	N/A	N/A	1
------------------------------	---------	--	------	-------	-------	------	-----	-----	-----	-----	---

## X1 xDrive35i

L6 3L 2979CC Turbo	N55B30A		7327	27327	47327	9285	N/A	N/A	N/A	N/A	1
--------------------	---------	--	------	-------	-------	------	-----	-----	-----	-----	---

N/A = Not Available N/R = Not Required N/S = Not Servicable For cabin air locator chart, see pages 5-12 See pages 13-16 for footnotes

1) ProSelect - Normal Driving - Traditional Change Intervals 2) NAPA Gold - Severe Driving - OE Recommended intervals 3) NAPA Platinum - Harsh Driving - OE Recommend Intervals

N/A = Non disponible N/R = Non nécessaire N/S = Non réparable Voir le tableau des filtres et d'habitacle aux pages 5-12 Voir pages 13-16 pour des notes

1) NAPA ProSelect et Argent - Conduite normale - Intervalles normaux de remplacement 2) NAPA Or - Conduite difficile - Intervalles recommandés par FEO 3) NAPA Platine - Conduite très difficile - Intervalles recommandés par FEO

N/A = No disponible N/R = No requerido N/S = No Servicable Para el aire de la cabina y tabla de localización de filtro, consulte las páginas 5-12 Ver las páginas 13-16 para las notas al pie de página

1) NAPA ProSelect y Plata - Manejo normal - Intervalos normales de cambio 2) NAPA Oro - Manejo difícil - Intervalos recomendados por el OEM 3) NAPA Platino - Manejo muy difícil - Intervalos recomendados por el OEM

Italicized Part Numbers May Not Be Available.

Las piezas con números en *italicas* pueden no estar disponibles.  
Les numéros de pièce en *italiques* peuvent ne pas être disponibles.



## Pass Car Light Truck - Oil - Air - Cabin

BMW 2015-2014

Year/Año/Année Model/Modelo/Modèle Engine/Motor/Moteur	Eng. Code Código de motor Code moteur	VIN NIV NIV	GOLD Oil Aceite Huile	ProSelect Oil Aceite Huile	Platinum Oil Aceite Huile	GOLD Air Aire Air	ProSelect Air Aire Air	GOLD Cabin Air Cabina Aire Cabine Air	ProSelect Cabin Air Cabina Aire Cabine Air	Platinum Cabin Air Cabina Aire Cabine Air	Loc. Cabin Air Cabina Aire Cabine Air
--	---	-------------------	--------------------------------	-------------------------------------	------------------------------------	----------------------------	---------------------------------	--	---	--	--

## BMW (Cont'd/Suite)

**2015** (Cont'd/Suite)

## X3

L4 2.0L 1995cc 121 CID Turbo Diesel	N47D20		100025	2100025	N/A	201085	N/A	230607	N/A	N/A	1
-------------------------------------	--------	--	--------	---------	-----	--------	-----	--------	-----	-----	---

## X3 sDrive28i

L4 2.0L 1997cc 121 CID Turbo	N20B20A		7327 <sup>439</sup>	27327 <sup>439</sup>	47327 <sup>439</sup>	9468	N/A	N/R	N/R	N/R	1
------------------------------	---------	--	---------------------	----------------------	----------------------	------	-----	-----	-----	-----	---

## X3 xDrive 28i

L4 2.0L 1997cc 121 CID Turbo	N20B20A		7327	27327	47327	9468	N/A	N/R	N/R	N/R	1
------------------------------	---------	--	------	-------	-------	------	-----	-----	-----	-----	---

## X3 xDrive 35i

L6 3L 2979CC Turbo	N55B30A		7327	27327	47327	9555	N/A	230607	N/A	N/A	1
--------------------	---------	--	------	-------	-------	------	-----	--------	-----	-----	---

## X4

L4 2.0L 1997cc 121 CID Turbo	N20B20A		7327 <sup>439</sup>	27327 <sup>439</sup>	47327 <sup>439</sup>	9468	N/A	230607	N/A	N/A	1
------------------------------	---------	--	---------------------	----------------------	----------------------	------	-----	--------	-----	-----	---

L6 3L 2979CC Turbo	N55B30A		7327	27327	47327	9555	N/A	230607	N/A	N/A	1
--------------------	---------	--	------	-------	-------	------	-----	--------	-----	-----	---

## X5

L6 3.0L 2993cc Turbo Diesel	N57D30T		100025	2100025	N/A	201060	N/A	9585 <sup>79</sup>	N/A <sup>79</sup>	N/A <sup>79</sup>	2
-----------------------------	---------	--	--------	---------	-----	--------	-----	--------------------	-------------------	-------------------	---

L6 3L 2979CC Turbo	N55B30A		7327	27327	47327	9555	N/A	9585	N/A	N/A	1
--------------------	---------	--	------	-------	-------	------	-----	------	-----	-----	---

## X5 XDRIVE50I

V8 4.4L 4395cc Turbo	N63B44		7189	27189	N/A	200987(2)	N/A	9585	N/A	N/A	1
----------------------	--------	--	------	-------	-----	-----------	-----	------	-----	-----	---

## X6

L6 3L 2979CC Turbo	N55B30A		7327	27327	47327	9555	N/A	9585	N/A	N/A	1
--------------------	---------	--	------	-------	-------	------	-----	------	-----	-----	---

V8 4.4L 4395cc Turbo	N63B44		7189	27189	N/A	9257 Left 9258 Right	N/A Left N/A Right	9585	N/A	N/A	1
----------------------	--------	--	------	-------	-----	-------------------------------	-----------------------------	------	-----	-----	---

## Z4

L4 2.0L 1997cc 121 CID Turbo	N20B20A		107509 <sup>440</sup>	2107509 <sup>440</sup>	4107509 <sup>440</sup>	9208	N/A	4518	N/A	N/A	1
------------------------------	---------	--	-----------------------	------------------------	------------------------	------	-----	------	-----	-----	---

L6 3.0L 2979cc Turbo	N54B30A		7327	27327	47327	9461	29461	4518	N/A	N/A	4
----------------------	---------	--	------	-------	-------	------	-------	------	-----	-----	---

			7327	27327	47327	9461	29461	4518	N/A	N/A	4
--	--	--	------	-------	-------	------	-------	------	-----	-----	---

**2014**

## 118i

L4 1.6L 1598cc (Mex.)			107502	N/A	N/A	200005	N/A	4255	N/A	N/A	
-----------------------	--	--	--------	-----	-----	--------	-----	------	-----	-----	--

## 220I

L4 2.0L 1997cc (Mex.)			107522	2107522	N/A	209791 209792	N/A 2209792	232131	N/A	N/A	
-----------------------	--	--	--------	---------	-----	------------------	----------------	--------	-----	-----	--

## 228I

L4 2.0L 1997cc 121 CID Turbo	N20B20A		107509 <sup>440</sup>	2107509 <sup>440</sup>	4107509 <sup>440</sup>			N/A <sup>61</sup>	N/A <sup>61</sup>	N/A <sup>61</sup>	
------------------------------	---------	--	-----------------------	------------------------	------------------------	--	--	-------------------	-------------------	-------------------	--

## 320I

L4 2.0L 1997cc 121 CID Turbo	N20B20A		107509 <sup>440</sup>	2107509 <sup>440</sup>	4107509 <sup>440</sup>	200005	N/A	4255 <sup>221</sup>	N/A <sup>221</sup>	N/A <sup>221</sup>	
------------------------------	---------	--	-----------------------	------------------------	------------------------	--------	-----	---------------------	--------------------	--------------------	--

## 320I XDRIVE

L4 2.0L 1997cc 121 CID Turbo	N20B20A		7327 <sup>439</sup>	27327 <sup>439</sup>	47327 <sup>439</sup>	200005	N/A	4255	N/A	N/A	
------------------------------	---------	--	---------------------	----------------------	----------------------	--------	-----	------	-----	-----	--

## 328 SERIES

L4 2.0L 1995cc 121 CID Turbo Diesel	N47D20		100025	2100025	N/A			4255	N/A	N/A	1
-------------------------------------	--------	--	--------	---------	-----	--	--	------	-----	-----	---

L4 2.0L 1997cc 121 CID Turbo	N20B20A	4	107509 <sup>440</sup>	2107509 <sup>440</sup>	4107509 <sup>440</sup>	200005	N/A	4255	N/A	N/A	1
------------------------------	---------	---	-----------------------	------------------------	------------------------	--------	-----	------	-----	-----	---

L4 2.0L 1997cc 121 CID Turbo	N26B20A	4	107509 <sup>440</sup>	2107509 <sup>440</sup>	4107509 <sup>440</sup>	200005	N/A	4255	N/A	N/A	1
------------------------------	---------	---	-----------------------	------------------------	------------------------	--------	-----	------	-----	-----	---

## 328I GT XDRIVE

L4 2.0L 1997cc 121 CID Turbo	N26B20A	4	107509	2107509	4107509	200005	N/A	4255	N/A	N/A	1
------------------------------	---------	---	--------	---------	---------	--------	-----	------	-----	-----	---

## 328I XDRIVE

L4 2.0L 1997cc 121 CID Turbo	N26B20A	4	107509	2107509	4107509	200005	N/A	4255	N/A	N/A	1
------------------------------	---------	---	--------	---------	---------	--------	-----	------	-----	-----	---

## 335 SERIES

L6 3L 2979CC Turbo	N55B30A		7327	27327	47327	200257	N/A	4255	N/A	N/A	
--------------------	---------	--	------	-------	-------	--------	-----	------	-----	-----	--

N/A = Not Available N/R = Not Required N/S = Not Servicable For cabin air locator chart, see pages 5-12 See pages 13-16 for footnotes

1) ProSelect - Normal Driving - Traditional Change Intervals 2) NAPA Gold - Severe Driving - OE Recommended intervals 3) NAPA Platinum - Harsh Driving - OE Recommend Intervals

N/A = Non disponible N/R = Non nécessaire N/S = Non réparable Voir le tableau des filtres et d'habitacle aux pages 5-12 Voir pages 13-16 pour des notes

1) NAPA ProSelect et Argent - Conduite normale - Intervalles normaux de remplacement 2) NAPA Or - Conduite difficile - Intervalles recommandés par FEO 3) NAPA Platine - Conduite très difficile - Intervalles recommandés par FEO

N/A = No disponible N/R = No requerido N/S = No Servicable Para el aire de la cabina y tabla de localización de filtro, consulte las páginas 5-12 Ver las páginas 13-16 para las notas al pie de página

1) NAPA ProSelect y Plata - Manejo normal - Intervalles normales de cambio 2) NAPA Oro - Manejo difícil - Intervalles recomendados por el OEM 3) NAPA Platino - Manejo muy difícil - Intervalles recomendados por el OEM

*Italicized Part Numbers May Not Be Available.*Las piezas con números en *italicas* pueden no estar disponibles.Les numéros de pièce en *italiques* peuvent ne pas être disponibles.



BMW 2014

## Pass Car Light Truck - Oil - Air - Cabin

Year/Año/Année Model/Modelo/Modèle Engine/Motor/Moteur	Eng. Code Código de motor Code moteur	VIN NIV NIV	GOLD Oil Aceite Huile	ProSelect Oil Aceite Huile	Platinum Oil Aceite Huile	GOLD Air Aire Air	ProSelect Air Aire Air	GOLD Cabin Air Cabina Aire Cabine Air	ProSelect Cabin Air Cabina Aire Cabine Air	Platinum Cabin Air Cabina Aire Cabine Air	Loc. Cabin Air Cabina Aire Cabine Air
--	---	-------------------	--------------------------------	-------------------------------------	------------------------------------	----------------------------	---------------------------------	--	---	--	--

## BMW (Cont'd/Suite)

## 2014 (Cont'd/Suite)

<b>428I</b>											
L4 2.0L 1997cc 121 CID Turbo	N20B20A		107509	2107509	4107509	200005	N/A	4255	N/A	N/A	1
<b>428I XDRIVE</b>											
L4 2.0L 1997cc 121 CID Turbo	N20B20A		7327	27327	47327	200005	N/A	4255	N/A	N/A	1
<b>435I</b>											
L6 3L 2979CC Turbo	N55B30A		7327	27327	47327	200257	N/A	4255	N/A	N/A	1
<b>435I XDRIVE</b>											
L6 3L 2979CC Turbo	N55B30A		7327	27327	47327	200257	N/A	4255	N/A	N/A	1
<b>520 SERIES</b>											
L4 2.0L 1997cc (Mex.)			107509	2107509	4107509	9208	N/A	4329	N/A	N/A	
<b>528 SERIES</b>											
L4 2.0L 1997cc 121 CID Turbo	N20B20A		107509	2107509	4107509	9208	N/A	4329	N/A	N/A	1
<b>528I XDRIVE</b>											
L4 2.0L 1997cc 121 CID Turbo	N20B20A		7327	27327	47327	9208	N/A	4329	N/A	N/A	1
<b>535 SERIES</b>											
L6 3.0L 2993cc Turbo Diesel	N57D30T		100025	2100025	N/A	201060	N/A	4329 <sup>78</sup>	N/A <sup>78</sup>	N/A <sup>78</sup>	1
L6 3L 2979CC Turbo	N55B30A		7327	27327	47327	9555	N/A	4329 <sup>78</sup>	N/A <sup>78</sup>	N/A <sup>78</sup>	1
<b>550 SERIES</b>											
V8 4.4L 4395cc Turbo	N63B44B		7189	27189	N/A	9258 Right 9257 Left	N/A Right N/A Left	4329	N/A	N/A	1
<b>640 SERIES</b>											
L6 3L 2979CC Turbo	N55B30A		7327	27327	47327	9555	N/A	4329 <sup>394</sup>	N/A <sup>394</sup>	N/A <sup>394</sup>	1
<b>650 SERIES</b>											
V8 4.4L 4395cc Turbo	N63B44B		7189	27189	N/A	9258 Right 9257 Left	N/A Right N/A Left	4329	N/A	N/A	1
<b>740 SERIES</b>											
L6 3L 2979CC Turbo	N55B30A		7327	27327	47327	9555	N/A	4329	N/A	N/A	1
<b>750 SERIES</b>											
V8 4.4L 4395cc Turbo	N63B44B		7189	27189	N/A	9258 Right 9257 Left	N/A Right N/A Left	4329	N/A	N/A	1
<b>760 SERIES</b>											
V12 6.0L 5972cc Turbo	N74B60A		7189	27189	N/A	200951	N/A	4329	N/A	N/A	1
<b>ACTIVEHYBRID 3</b>											
L6 3.0L 2979cc Turbo Electric/Gas			7327	27327	47327	200257	N/A	4255	N/A	N/A	
<b>ACTIVEHYBRID 5</b>											
L6 3.0L 2979cc Turbo Electric/Gas			7327	27327	47327	9555	N/A	4329	N/A	N/A	1
<b>ACTIVEHYBRID 7</b>											
L6 3.0L 2979cc Turbo Electric/Gas			7327	27327	47327	9555	N/A	4329	N/A	N/A	
<b>ALPINA B7</b>											
V8 4.4L 4395cc Turbo	N63M20A		7189	27189	N/A	9257 Left 9258 Right	N/A Left N/A Right	4329	N/A	N/A	1

N/A = Not Available N/R = Not Required N/S = Not Servicable For cabin air locator chart, see pages 5-12 See pages 13-16 for footnotes

1) ProSelect - Normal Driving - Traditional Change Intervals 2) NAPA Gold - Severe Driving - OE Recommended intervals 3) NAPA Platinum - Harsh Driving - OE Recommend Intervals

1) N/A = Non disponible N/R = Non nécessaire N/S = Non réparable Voir le tableau des filtres et d'habitacle aux pages 5-12 Voir pages 13-16 pour des notes

1) NAPA ProSelect et Argent - Conduite normale - Intervalles normaux de remplacement 2) NAPA Or - Conduite difficile - Intervalles recommandés par FEO 3) NAPA Platine - Conduite très difficile - Intervalles recommandés par FEO

N/A = No disponible N/R = No requerido N/S = No Servicable Para el aire de la cabina y tabla de localización de filtro, consulte las páginas 5-12 Ver las páginas 13-16 para las notas al pie de página

1) NAPA ProSelect y Plata - Manejo normal - Intervalles normales de cambio 2) NAPA Oro - Manejo difícil - Intervalles recomendados por el OEM 3) NAPA Platino - Manejo muy difícil - Intervalles recomendados por el OEM

Italicized Part Numbers May Not Be Available.

Las piezas con números en *italicas* pueden no estar disponibles.  
Les numéros de pièce en *italiques* peuvent ne pas être disponibles.





Pass Car Light Truck - Oil - Air - Cabin

BMW 2014

Year/Año/Année Model/Modelo/Modèle Engine/Motor/Moteur	Eng. Code Código de motor Code moteur	VIN NIV NIV	GOLD Oil Aceite Huile	ProSelect Oil Aceite Huile	Platinum Oil Aceite Huile	GOLD Air Aire Air	ProSelect Air Aire Air	GOLD Cabin Air Cabina Aire Cabine Air	ProSelect Cabin Air Cabina Aire Cabine Air	Platinum Cabin Air Cabina Aire Cabine Air	Loc. Cabin Air Cabina Aire Cabine Air
--	---	-------------------	--------------------------------	-------------------------------------	------------------------------------	----------------------------	---------------------------------	--	---	--	--

BMW (Cont'd/Suite)

**2014** (Cont'd/Suite)

**ALPINA B7L**

V8 4.4L 4395cc Turbo	N63M20A		7189	27189	N/A	9257 Left 9258 Right	N/A Left N/A Right	4329	N/A	N/A	1
----------------------	---------	--	------	-------	-----	-------------------------------	-----------------------------	------	-----	-----	---

**i3**

Electric Electric			N/R	N/R	N/R			N/A	N/A	N/A	
-------------------	--	--	-----	-----	-----	--	--	-----	-----	-----	--

**i3 Range Extender**

L2 647cc Electric/Gas			100245	N/A	N/A			N/A	N/A	N/A	
-----------------------	--	--	--------	-----	-----	--	--	-----	-----	-----	--

**i8**

L3 1.5L 1499cc Turbo Electric/Gas	B38T		107522	2107522	N/A	200401	N/A	230429	N/A	N/A	
-----------------------------------	------	--	--------	---------	-----	--------	-----	--------	-----	-----	--

**M135I**

L6 3.0L 2979cc Turbo (Mex.)	N54B30A		7327	27327	47327			4255	N/A	N/A	
-----------------------------	---------	--	------	-------	-------	--	--	------	-----	-----	--

**M235I**

L6 3L 2979CC Turbo	N55B30A		7327	27327	47327			4255	N/A	N/A	
--------------------	---------	--	------	-------	-------	--	--	------	-----	-----	--

**M5**

V8 4.4L 4395cc Turbo	S63B44B		7189	27189	N/A	200041 Left 200042 Right	N/A Left N/A Right	4329	N/A	N/A	8
----------------------	---------	--	------	-------	-----	-----------------------------------	-----------------------------	------	-----	-----	---

**M6**

V8 4.4L 4395cc Turbo	S63B44B		7189	27189	N/A	200041 Left 200042 Right	N/A Left N/A Right	4329	N/A	N/A	8
----------------------	---------	--	------	-------	-----	-----------------------------------	-----------------------------	------	-----	-----	---

**X1 sDrive28i**

L4 2.0L 1997cc 121 CID Turbo	N20B20A		107509	2107509	4107509	9208	N/A	N/A	N/A	N/A	1
------------------------------	---------	--	--------	---------	---------	------	-----	-----	-----	-----	---

**X1 xDrive28i**

L4 2.0L 1997cc 121 CID Turbo	N20B20A		107509	2107509	4107509	9208	N/A	N/A	N/A	N/A	1
------------------------------	---------	--	--------	---------	---------	------	-----	-----	-----	-----	---

**X1 xDrive35i**

L6 3L 2979CC Turbo	N55B30A		7327	27327	47327	9285	N/A	N/A	N/A	N/A	1
--------------------	---------	--	------	-------	-------	------	-----	-----	-----	-----	---

**X3**

L6 3.0L 2996cc	N52B30A		7327	27327	47327	9468	N/A	4258	N/A	N/A	1
----------------	---------	--	------	-------	-------	------	-----	------	-----	-----	---

**X3 xDrive 28i**

L4 2.0L 1997cc 121 CID Turbo	N20B20A		7327 <sup>439</sup>	27327 <sup>439</sup>	47327 <sup>439</sup>	9468	N/A	4258	N/A	N/A	1
------------------------------	---------	--	---------------------	----------------------	----------------------	------	-----	------	-----	-----	---

**X3 xDrive 35i**

L6 3L 2979CC Turbo	N55B30A		7327	27327	47327	9555	N/A	4258	N/A	N/A	1
--------------------	---------	--	------	-------	-------	------	-----	------	-----	-----	---

**X5**

L6 3.0L 2993cc Turbo Diesel	N57D30T		100025	2100025	N/A	201060	N/A	9585	N/A	N/A	2
-----------------------------	---------	--	--------	---------	-----	--------	-----	------	-----	-----	---

**X5 N55B30A**

N55B30A			7327	27327	47327	9555	N/A	9585	N/A	N/A	1
---------	--	--	------	-------	-------	------	-----	------	-----	-----	---

**X5 XDRIVE50I**

V8 4.4L 4395cc Turbo	N63B44		7189	27189	N/A	9257 Left 9258 Right	N/A Left N/A Right	9585	N/A	N/A	1
----------------------	--------	--	------	-------	-----	-------------------------------	-----------------------------	------	-----	-----	---

**X6**

L6 3L 2979CC Turbo	N55B30A		7327	27327	47327	9555	N/A	9585	N/A	N/A	1
V8 4.4L 4395cc Turbo	N63B44		7189	27189	N/A	9257 Left 9258 Right	N/A Left N/A Right	9585	N/A	N/A	1

N/A = Not Available N/R = Not Required N/S = Not Servicable For cabin air locator chart, see pages 5-12 See pages 13-16 for footnotes

1) ProSelect - Normal Driving - Traditional Change Intervals 2) NAPA Gold - Severe Driving - OE Recommended intervals 3) NAPA Platinum - Harsh Driving - OE Recommend Intervals

N/A = Non disponible N/R = Non nécessaire N/S = Non réparable Voir le tableau des filtres et d'habitacle aux pages 5-12 Voir pages 13-16 pour des notes

1) NAPA ProSelect et Argent - Conduite normale - Intervalles normaux de remplacement 2) NAPA Or - Conduite difficile - Intervalles recommandés par FEO 3) NAPA Platine - Conduite très difficile - Intervalles recommandés par FEO

N/A = No disponible N/R = No requerido N/S = No Servicable Para el aire de la cabina y tabla de localización de filtro, consulte las páginas 5-12 Ver las páginas 13-16 para las notas al pie de página

1) NAPA ProSelect y Plata - Manejo normal - Intervalles normales de cambio 2) NAPA Oro - Manejo difícil - Intervalles recomendados por el OEM 3) NAPA Platino - Manejo muy difícil - Intervalles recomendados por el OEM

*Italicized Part Numbers May Not Be Available.*

Las piezas con números en *italicas* pueden no estar disponibles.

Les numéros de pièce en *italiques* peuvent ne pas être disponibles.

P  
a  
s  
s  
C  
a  
r  
L  
i  
g  
h  
t  
T  
r  
u  
c  
k  
O  
i  
l  
-  
A  
i  
r  
-  
C  
a  
b  
i  
n



BMW 2014-2013

Pass Car Light Truck - Oil - Air - Cabin

Year/Año/Année Model/Modelo/Modèle Engine/Motor/Moteur	Eng. Code Código de motor Code moteur	VIN NIV NIV	GOLD Oil Aceite Huile	ProSelect Oil Aceite Huile	Platinum Oil Aceite Huile	GOLD Air Aire Air	ProSelect Air Aire Air	GOLD Cabin Air Cabina Aire Cabine Air	ProSelect Cabin Air Cabina Aire Cabine Air	Platinum Cabin Air Cabina Aire Cabine Air	Loc. Cabin Air Cabina Aire Cabine Air
--	---	-------------------	--------------------------------	-------------------------------------	------------------------------------	----------------------------	---------------------------------	--	---	--	--

## BMW (Cont'd/Suite)

## 2014 (Cont'd/Suite)

## X6 M

V8 4.4L 4395cc Turbo	S63B44A		7189	27189	N/A	9641 Left 9642 Right	N/A Left N/A Right	9585	N/A	N/A	1
----------------------	---------	--	------	-------	-----	-------------------------------	-----------------------------	------	-----	-----	---

## Z4

L4 2.0L 1997cc 121 CID Turbo	N20B20A		107509 <sup>440</sup>	2107509 <sup>440</sup>	4107509 <sup>440</sup>	9208	N/A	4518	N/A	N/A	1
L6 3.0L 2979cc Turbo	N54B30A		7327	27327	47327	9461	29461	4518	N/A	N/A	4

## 2013

## 118i

L4 1.6L 1598cc (Mex.)			107502	N/A	N/A	200005	N/A	4255	N/A	N/A	
-----------------------	--	--	--------	-----	-----	--------	-----	------	-----	-----	--

## 125I

L6 3.0L 2996cc (Mex.)	N52B30A		7327	27327	47327			9371	229371	N/A	
-----------------------	---------	--	------	-------	-------	--	--	------	--------	-----	--

## 128I

L6 3.0L 2996cc	N51B30A		7327	27327	47327			9371	229371	N/A	1
	N52B30A		7327	27327	47327	9056	29056	9371 <sup>78</sup>	229371 <sup>78</sup>	N/A <sup>78</sup>	1

## 135I

L6 3.0L 2979cc Turbo	N55B30A		7327	27327	47327	9285	N/A	9371 <sup>78</sup>	229371 <sup>78</sup>	N/A <sup>78</sup>	1
----------------------	---------	--	------	-------	-------	------	-----	--------------------	----------------------	-------------------	---

## 135IS

L6 3.0L 2979cc Turbo	N55B30A		7327	27327	47327	9285	N/A	9371 <sup>78</sup>	229371 <sup>78</sup>	N/A <sup>78</sup>	1
----------------------	---------	--	------	-------	-------	------	-----	--------------------	----------------------	-------------------	---

## 320I

L4 2.0L 1997cc 121 CID Turbo	N20B20A		107509 7327	2107509 27327	4107509 47327	200005	N/A	4255 <sup>221</sup>	N/A <sup>221</sup>	N/A <sup>221</sup>	
------------------------------	---------	--	----------------	------------------	------------------	--------	-----	---------------------	--------------------	--------------------	--

## 320I XDRIVE

L4 2.0L 1997cc 121 CID Turbo	N20B20A		107509 7327	2107509 27327	4107509 47327	200005	N/A	4255 <sup>221</sup>	N/A <sup>221</sup>	N/A <sup>221</sup>	
------------------------------	---------	--	----------------	------------------	------------------	--------	-----	---------------------	--------------------	--------------------	--

## 325 SERIES

L6 2.5L 2497cc (Mex.)			7327	27327	47327			9371	229371	N/A	
-----------------------	--	--	------	-------	-------	--	--	------	--------	-----	--

## 328 SERIES

L4 2.0L 1997cc 121 CID Turbo	N20B20A	4	107509 <sup>440</sup> 7327 <sup>459</sup>	2107509 <sup>440</sup> 27327 <sup>459</sup>	4107509 <sup>440</sup> 47327 <sup>459</sup>	200005	N/A	4255	N/A	N/A	1
	N26B20A	4	107509	2107509	4107509	200005	N/A	4255	N/A	N/A	1
L6 3.0L 2996cc	N52		7327	27327	47327	9056	29056	4255	N/A	N/A	

## 335 SERIES

L6 3L 2979CC Turbo	N55B30A		7327	27327	47327	200257	N/A	4255	N/A	N/A	
--------------------	---------	--	------	-------	-------	--------	-----	------	-----	-----	--

## 335IS

L6 3.0L 2979cc Turbo	N54B30A		7327	27327	47327	9461	29461	9371	229371	N/A	
----------------------	---------	--	------	-------	-------	------	-------	------	--------	-----	--

## 528 SERIES

L4 2.0L 1997cc 121 CID Turbo	N20B20A		107509 7327	2107509 27327	4107509 47327	9208	N/A	4329	N/A	N/A	1
------------------------------	---------	--	----------------	------------------	------------------	------	-----	------	-----	-----	---

## 528I XDRIVE

L4 2.0L 1997cc 121 CID Turbo	N20B20A		107509 7327	2107509 27327	4107509 47327	9208	N/A	4329	N/A	N/A	1
------------------------------	---------	--	----------------	------------------	------------------	------	-----	------	-----	-----	---

## 530 SERIES

L6 3.0L 2996cc (Mex.)	N52B30A		7327	27327	47327	N/A	N/A	4329	N/A	N/A	
-----------------------	---------	--	------	-------	-------	-----	-----	------	-----	-----	--

## 535 SERIES

L6 3.0L 2979cc Turbo	N55B30A		7327	27327	47327	9555	N/A	9374 <sup>79</sup>	229374 <sup>79</sup>	N/A <sup>79</sup>	1
----------------------	---------	--	------	-------	-------	------	-----	--------------------	----------------------	-------------------	---

## 535 SERIES GT

L6 3.0L 2979cc Turbo	N55B30A		7327	27327	47327	9555	N/A	4329 <sup>78</sup>	N/A <sup>78</sup>	N/A <sup>78</sup>	1
----------------------	---------	--	------	-------	-------	------	-----	--------------------	-------------------	-------------------	---

N/A = Not Available N/R = Not Required N/S = Not Servicable For cabin air locator chart, see pages 5-12 See pages 13-16 for footnotes

1) ProSelect - Normal Driving - Traditional Change Intervals 2) NAPA Gold - Severe Driving - OE Recommended Intervals 3) NAPA Platinum - Harsh Driving - OE Recommend Intervals

N/A = Non disponible N/R = Non nécessaire N/S = Non réparable Voir le tableau des filtres et d'habitacle aux pages 5-12 Voir pages 13-16 pour des notes

1) NAPA ProSelect et Argent - Conduite normale - Intervalles normaux de remplacement 2) NAPA Or - Conduite difficile - Intervalles recommandés par FEO 3) NAPA Platine - Conduite très difficile - Intervalles recommandés par FEO

N/A = No disponible N/R = No requerido N/S = No Servicable Para el aire de la cabina y tabla de localización de filtro, consulte las páginas 5-12 Ver las páginas 13-16 para las notas al pie de página

1) NAPA ProSelect y Plata - Manejo normal - Intervalos normales de cambio 2) NAPA Oro - Manejo difícil - Intervalos recomendados por el OEM 3) NAPA Platino - Manejo muy difícil - Intervalos recomendados por el OEM

Italicized Part Numbers May Not Be Available.

Las piezas con números en *italicas* pueden no estar disponibles.  
Les numéros de pièce en *italiques* peuvent ne pas être disponibles.



Pass Car Light Truck - Oil - Air - Cabin

BMW 2013

Year/Año/Année Model/Modelo/Modèle Engine/Motor/Moteur	Eng. Code Código de motor Code moteur	VIN NIV NIV	GOLD Oil Aceite Huile	ProSelect Oil Aceite Huile	Platinum Oil Aceite Huile	GOLD Air Aire Air	ProSelect Air Aire Air	GOLD Cabin Air Cabina Aire Cabine Air	ProSelect Cabin Air Cabina Aire Cabine Air	Platinum Cabin Air Cabina Aire Cabine Air	Loc. Cabin Air Cabina Aire Cabine Air
--	---	-------------------	--------------------------------	-------------------------------------	------------------------------------	----------------------------	---------------------------------	--	---	--	--

BMW (Cont'd/Suite)

**2013** (Cont'd/Suite)

**550 SERIES**

V8 4.4L 4395cc Turbo	N63B44		7189	27189	N/A	9258 Right 9257 Left	N/A Right N/A Left	4329	N/A	N/A	1
----------------------	--------	--	------	-------	-----	-------------------------------	-----------------------------	------	-----	-----	---

**640 SERIES**

L6 3.0L 2979cc Turbo	N55B30A		7327	27327	47327	9555	N/A	4329 <sup>394</sup>	N/A <sup>394</sup>	N/A <sup>394</sup>	1
----------------------	---------	--	------	-------	-------	------	-----	---------------------	--------------------	--------------------	---

**650 SERIES**

V8 4.4L 4395cc Turbo	N63B44		7189	27189	N/A	9258 Right 9257 Left	N/A Right N/A Left	4329	N/A	N/A	1
----------------------	--------	--	------	-------	-----	-------------------------------	-----------------------------	------	-----	-----	---

**740 SERIES**

L6 3.0L 2979cc Turbo	N55B30A		7327	27327	47327	9555	N/A	9371 <sup>78</sup>	229371 <sup>78</sup>	N/A <sup>78</sup>	1
----------------------	---------	--	------	-------	-------	------	-----	--------------------	----------------------	-------------------	---

**750 SERIES**

V8 4.4L 4395cc Turbo	N63B44B		7189	27189	N/A	9258 Right 9257 Left	N/A Right N/A Left	4329	N/A	N/A	1
----------------------	---------	--	------	-------	-----	-------------------------------	-----------------------------	------	-----	-----	---

**760 SERIES**

V12 6.0L 5972cc Turbo	N74B60A		7189	27189	N/A	200951	N/A	4329	N/A	N/A	1
-----------------------	---------	--	------	-------	-----	--------	-----	------	-----	-----	---

**ACTIVEHYBRID 3**

L6 3.0L 2979cc Turbo Electric/Gas			7327	27327	47327	200257	N/A	4255	N/A	N/A	
-----------------------------------	--	--	------	-------	-------	--------	-----	------	-----	-----	--

**ACTIVEHYBRID 5**

L6 3.0L 2979cc Turbo Electric/Gas			7327	27327	47327	9555	N/A	4329	N/A	N/A	1
-----------------------------------	--	--	------	-------	-------	------	-----	------	-----	-----	---

**ACTIVEHYBRID 7**

L6 3.0L 2979cc Turbo Electric/Gas			7327	27327	47327			4329	N/A	N/A	
-----------------------------------	--	--	------	-------	-------	--	--	------	-----	-----	--

**ALPINA B7**

V8 4.4L 4395cc Turbo	N63M20A		7189	27189	N/A	9257 Left 9258 Right	N/A Left N/A Right	4329	N/A	N/A	1
----------------------	---------	--	------	-------	-----	-------------------------------	-----------------------------	------	-----	-----	---

**ALPINA B7L**

V8 4.4L 4395cc Turbo	N63M20A		7189	27189	N/A	9257 Left 9258 Right	N/A Left N/A Right	4329	N/A	N/A	1
----------------------	---------	--	------	-------	-----	-------------------------------	-----------------------------	------	-----	-----	---

**M135I**

L6 3.0L 2979cc Turbo (Mex.)	N54B30A		7327	27327	47327			4255	N/A	N/A	
-----------------------------	---------	--	------	-------	-------	--	--	------	-----	-----	--

**M3**

V8 4.0L 3999cc	S65B40A		7997	N/A	N/A	N/A	N/A	N/A <sup>61</sup>	N/A <sup>61</sup>	N/A <sup>61</sup>	8
----------------	---------	--	------	-----	-----	-----	-----	-------------------	-------------------	-------------------	---

**M5**

V8 4.4L 4395cc Turbo	S63B44B		7189	27189	N/A	200041 Left 200042 Right	N/A Left N/A Right	4329	N/A	N/A	8
----------------------	---------	--	------	-------	-----	-----------------------------------	-----------------------------	------	-----	-----	---

**M6**

V8 4.4L 4395cc Turbo	S63B44B		7189	27189	N/A	200041 Left 200042 Right	N/A Left N/A Right	4329	N/A	N/A	8
----------------------	---------	--	------	-------	-----	-----------------------------------	-----------------------------	------	-----	-----	---

**X1**

L6 3.0L 2996cc	N52B30A		7327	27327	47327			9371 <sup>78</sup>	229371 <sup>78</sup>	N/A <sup>78</sup>	1
----------------	---------	--	------	-------	-------	--	--	--------------------	----------------------	-------------------	---

N/A = Not Available N/R = Not Required N/S = Not Servicable For cabin air locator chart, see pages 5-12 See pages 13-16 for footnotes

1) ProSelect - Normal Driving - Traditional Change Intervals 2) NAPA Gold - Severe Driving - OE Recommended intervals 3) NAPA Platinum - Harsh Driving - OE Recommend Intervals

N/A = Non disponible N/R = Non nécessaire N/S = Non réparable Voir le tableau des filtres et d'habitacle aux pages 5-12 Voir pages 13-16 pour des notes

1) NAPA ProSelect et Argent - Conduite normale - Intervalles normaux de remplacement 2) NAPA Or - Conduite difficile - Intervalles recommandés par FEO 3) NAPA Platine - Conduite très difficile - Intervalles recommandés par FEO

N/A = No disponible N/R = No requerido N/S = No Servicable Para el aire de la cabina y tabla de localización de filtro, consulte las páginas 5-12 Ver las páginas 13-16 para las notas al pie de página

1) NAPA ProSelect y Plata - Manejo normal - Intervalles normales de cambio 2) NAPA Oro - Manejo difícil - Intervalles recomendados por el OEM 3) NAPA Platino - Manejo muy difícil - Intervalles recomendados por el OEM

*Italicized Part Numbers May Not Be Available.*

Las piezas con números en *italicas* pueden no estar disponibles.

Les numéros de pièce en *italiques* peuvent ne pas être disponibles.

P  
a  
s  
s  
C  
a  
r  
L  
i  
g  
h  
t  
T  
r  
u  
c  
k  
O  
i  
l  
-  
A  
i  
r  
-  
C  
a  
b  
i  
n



BMW 2013-2012

## Pass Car Light Truck - Oil - Air - Cabin

Year/Año/Année Model/Modelo/Modele Engine/Motor/Moteur	Eng. Code Código de motor Code moteur	VIN NIV NIV	GOLD Oil Aceite Huile	ProSelect Oil Aceite Huile	Platinum Oil Aceite Huile	GOLD Air Aire Air	ProSelect Air Aire Air	GOLD Cabin Air Cabina Aire Cabine Air	ProSelect Cabin Air Cabina Aire Cabine Air	Platinum Cabin Air Cabina Aire Cabine Air	Loc. Cabin Air Cabina Aire Cabine Air
--	---	-------------------	--------------------------------	-------------------------------------	------------------------------------	----------------------------	---------------------------------	--	---	--	--

## BMW (Cont'd/Suite)

**2013** (Cont'd/Suite)

## X1 sDrive28i

L4 2.0L 1997cc 121 CID Turbo	N20B20A		107509 7327 <sup>439</sup>	2107509 27327 <sup>439</sup>	4107509 47327 <sup>439</sup>	9208	N/A	9371	229371	N/A	1
------------------------------	---------	--	-------------------------------	---------------------------------	---------------------------------	------	-----	------	--------	-----	---

## X1 xDrive28i

L4 2.0L 1997cc 121 CID Turbo	N20B20A		107509 <sup>440</sup> 7327 <sup>439</sup>	2107509 <sup>440</sup> 27327 <sup>439</sup>	4107509 <sup>440</sup> 47327 <sup>439</sup>	9208	N/A	9371	229371	N/A	1
------------------------------	---------	--	--	--	--	------	-----	------	--------	-----	---

## X1 xDrive35i

L6 3.0L 2979cc Turbo	S55B30		7327	27327	47327			9371 <sup>78</sup>	229371 <sup>78</sup>	N/A <sup>78</sup>	1
----------------------	--------	--	------	-------	-------	--	--	--------------------	----------------------	-------------------	---

## X3

L4 2.0L 1997cc 121 CID Turbo	N20B20A		7327 <sup>439</sup>	27327 <sup>439</sup>	47327 <sup>439</sup>	9468	N/A	4258	N/A	N/A	1
------------------------------	---------	--	---------------------	----------------------	----------------------	------	-----	------	-----	-----	---

## X3 xDrive 28i

L6 3.0L 2996cc	N52B30A		7327	27327	47327	9468	N/A	4258	N/A	N/A	1
----------------	---------	--	------	-------	-------	------	-----	------	-----	-----	---

## X3 xDrive 35i

L6 3.0L 2979cc Turbo	N55B30A		7327	27327	47327	9555	N/A	4258	N/A	N/A	1
----------------------	---------	--	------	-------	-------	------	-----	------	-----	-----	---

## X5 M

V8 4.4L 4395cc Turbo	S63B44A		7189	27189	N/A	9642 Left 9641 Right	N/A Left N/A Right	9585	N/A	N/A	1
----------------------	---------	--	------	-------	-----	-------------------------------	-----------------------------	------	-----	-----	---

## X5 XDRIVE35D

L6 3.0L 2993cc Turbo Diesel	M57T2D30		7560	N/A	N/A	9342	N/A	9585	N/A	N/A	2
-----------------------------	----------	--	------	-----	-----	------	-----	------	-----	-----	---

## X5 XDRIVE35I

L6 3.0L 2979cc Turbo	N55B30A		7327	27327	47327	9555	N/A	9374 <sup>79</sup>	229374 <sup>79</sup>	N/A <sup>79</sup>	1
----------------------	---------	--	------	-------	-------	------	-----	--------------------	----------------------	-------------------	---

## X5 XDRIVE50I

V8 4.4L 4395cc Turbo	N63B44		7189	27189	N/A	9257 Left 9258 Right	N/A Left N/A Right	9585	N/A	N/A	1
----------------------	--------	--	------	-------	-----	-------------------------------	-----------------------------	------	-----	-----	---

## X6 M

V8 4.4L 4395cc Turbo	S63B44A		7189	27189	N/A	9641 Right 9642 Left	N/A Right N/A Left	9585 <sup>79</sup>	N/A <sup>79</sup>	N/A <sup>79</sup>	1
----------------------	---------	--	------	-------	-----	-------------------------------	-----------------------------	--------------------	-------------------	-------------------	---

## X6 XDRIVE35I

L6 3.0L 2979cc Turbo	N55B30A		7327	27327	47327	9555	N/A	9585 <sup>79</sup>	N/A <sup>79</sup>	N/A <sup>79</sup>	1
----------------------	---------	--	------	-------	-------	------	-----	--------------------	-------------------	-------------------	---

## X6 XDRIVE50I

V8 4.4L 4395cc Turbo	N63B44		7189	27189	N/A	9257 Left 9258 Right	N/A Left N/A Right	9585 <sup>79</sup>	N/A <sup>79</sup>	N/A <sup>79</sup>	1
----------------------	--------	--	------	-------	-----	-------------------------------	-----------------------------	--------------------	-------------------	-------------------	---

## Z4

L4 2.0L 1997cc 121 CID Turbo	N20B20A		107509 <sup>440</sup> 7292 <sup>439</sup>	2107509 <sup>440</sup> N/A <sup>439</sup>	4107509 <sup>440</sup> N/A <sup>439</sup>	9208	N/A	4518	N/A	N/A	1
------------------------------	---------	--	--	--	--	------	-----	------	-----	-----	---

## L6 3.0L 2996cc

	N52B30A		7327	27327	47327	9208	N/A	4518 <sup>78</sup>	N/A <sup>78</sup>	N/A <sup>78</sup>	4
--	---------	--	------	-------	-------	------	-----	--------------------	-------------------	-------------------	---

## Z4 sDrive 35is

L6 3.0L 2979cc Turbo	N54B30A		7327	27327	47327	9461	29461	4518 <sup>78</sup>	N/A <sup>78</sup>	N/A <sup>78</sup>	4
----------------------	---------	--	------	-------	-------	------	-------	--------------------	-------------------	-------------------	---

**2012**

## 118i

L4 1.6L 1598cc (Mex.)			107502	N/A	N/A	200005	N/A	4255	N/A	N/A	
-----------------------	--	--	--------	-----	-----	--------	-----	------	-----	-----	--

## 125I

L4 1.6L 1598CC 98CID (Mex.)			N/S	N/S	N/A	N/S	N/S	N/A 9371	N/A 229371	N/A N/A	
-----------------------------	--	--	-----	-----	-----	-----	-----	-------------	---------------	------------	--

## L6 3.0L 2996cc (Mex.)

	N52B30A		7327	27327	47327			9371	229371	N/A	
--	---------	--	------	-------	-------	--	--	------	--------	-----	--

N/A = Not Available N/R = Not Required N/S = Not Servicable For cabin air locator chart, see pages 5-12 See pages 13-16 for footnotes

1) ProSelect - Normal Driving - Traditional Change Intervals 2) NAPA Gold - Severe Driving - OE Recommended Intervals 3) NAPA Platinum - Harsh Driving - OE Recommend Intervals

N/A = Non disponible N/R = Non nécessaire N/S = Non réparable Voir le tableau des filtres et d'habitacle aux pages 5-12 Voir pages 13-16 pour des notes

1) NAPA ProSelect et Argent - Conduite normale - Intervalles normaux de remplacement 2) NAPA Or - Conduite difficile - Intervalles recommandés par FEO 3) NAPA Platine - Conduite très difficile - Intervalles recommandés par FEO

N/A = No disponible N/R = No requerido N/S = No Servicable Para el aire de la cabina y tabla de localización de filtro, consulte las páginas 5-12 Ver las páginas 13-16 para las notas al pie de página

1) NAPA ProSelect y Plata - Manejo normal - Intervalos normales de cambio 2) NAPA Oro - Manejo difícil - Intervalos recomendados por el OEM 3) NAPA Platino - Manejo muy difícil - Intervalos recomendados por el OEM

*Italicized Part Numbers May Not Be Available.*Las piezas con números en *italicas* pueden no estar disponibles.  
Les numéros de pièce en *italiques* peuvent ne pas être disponibles.



## Pass Car Light Truck - Oil - Air - Cabin

BMW 2012

Year/Año/Année Model/Modelo/Modèle Engine/Motor/Moteur	Eng. Code Código de motor Code moteur	VIN NIV NIV	GOLD Oil Aceite Huile	ProSelect Oil Aceite Huile	Platinum Oil Aceite Huile	GOLD Air Aire Air	ProSelect Air Aire Air	GOLD Cabin Air Cabina Aire Cabine Air	ProSelect Cabin Air Cabina Aire Cabine Air	Platinum Cabin Air Cabina Aire Cabine Air	Loc. Cabin Air Cabina Aire Cabine Air
--	---	-------------------	--------------------------------	-------------------------------------	------------------------------------	----------------------------	---------------------------------	--	---	--	--

## BMW (Cont'd/Suite)

2012 (Cont'd/Suite)

## 1281

L6 3.0L 2996cc	N51B30A N52B30A	7327	27327	47327	9056	29056	9371 <sup>78</sup>	229371 <sup>78</sup>	N/A <sup>78</sup>	1
		7327	27327	47327	9056	29056	9371	229371	N/A	1

## 1301

L6 3.0L 2996cc (Mex.)	N52B30A	7327	27327	47327			9371	229371	N/A	
-----------------------	---------	------	-------	-------	--	--	------	--------	-----	--

## 1351

L6 3.0L 2979cc Turbo	N55B30A	7327	27327	47327	9285	N/A	9371	229371	N/A	1
----------------------	---------	------	-------	-------	------	-----	------	--------	-----	---

## 3201

L4 2.0L 1997CC 122CID Turbo	N20B20A	7327	27327	47327	200005	N/A	4255	N/A	N/A	
-----------------------------	---------	------	-------	-------	--------	-----	------	-----	-----	--

## 325 SERIES

L6 3.5L 2497cc (Mex.)		7327	27327	47327			9371	229371	N/A	
-----------------------	--	------	-------	-------	--	--	------	--------	-----	--

## 328 SERIES

L6 3.0L 2996cc	N51B30A	7327	27327	47327	200005 <sup>405</sup> 9285 <sup>406</sup>	N/A <sup>405</sup> N/A <sup>406</sup>	9371	229371	N/A	1
	N52	7327	27327	47327	200005 <sup>405</sup> 9285 <sup>406</sup>	N/A <sup>405</sup> N/A <sup>406</sup>	9371	229371	N/A	1

## 3281

L4 2.0L 1997cc 121 CID Turbo	N26B20A	107509 <sup>440</sup> 7292 <sup>440</sup>	2107509 <sup>440</sup> N/A <sup>440</sup>	4107509 <sup>440</sup> N/A <sup>440</sup>	200005	N/A	9371	229371	N/A	
------------------------------	---------	--	--	--	--------	-----	------	--------	-----	--

## 335 SERIES

L6 3.0L 2979cc Turbo		7327	27327	47327	9285	N/A	9371 <sup>78</sup>	229371 <sup>78</sup>	N/A <sup>78</sup>	8
----------------------	--	------	-------	-------	------	-----	--------------------	----------------------	-------------------	---

## 335IS

L6 3.0L 2979cc Turbo	N54B30A	7327	27327	47327	9461	29461	9371	229371	N/A	
----------------------	---------	------	-------	-------	------	-------	------	--------	-----	--

## 528 SERIES

L6 3.0L 2996cc (Mex.)		7327	27327	47327			4329	N/A	N/A	1
-----------------------	--	------	-------	-------	--	--	------	-----	-----	---

## 5281

L4 2.0L 1997cc 121 CID Turbo	N20B20A	107509 <sup>440</sup> 7292 <sup>440</sup>	2107509 <sup>440</sup> N/A <sup>440</sup>	4107509 <sup>440</sup> N/A <sup>440</sup>	9208	N/A	4329	N/A	N/A	1
------------------------------	---------	--	--	--	------	-----	------	-----	-----	---

## 5281 XDRIVE

L4 2.0L 1997cc 121 CID Turbo	N20B20A	107509 <sup>440</sup> 7292 <sup>439</sup>	2107509 <sup>440</sup> N/A <sup>439</sup>	4107509 <sup>440</sup> N/A <sup>439</sup>	9208	N/A	4329	N/A	N/A	1
------------------------------	---------	--	--	--	------	-----	------	-----	-----	---

## 530 SERIES

L6 3.0L 2996cc (Mex.)	N52B30A	7327	27327	47327	N/A	N/A	4329	N/A	N/A	
-----------------------	---------	------	-------	-------	-----	-----	------	-----	-----	--

## 535 SERIES

L6 3.0L 2979cc Turbo	N55B30A	7327	27327	47327	9555	N/A	9374	229374	N/A	1
----------------------	---------	------	-------	-------	------	-----	------	--------	-----	---

## 535 SERIES GT

L6 3.0L 2979cc Turbo	N55B30A	7327	27327	47327	9555	N/A	4329	N/A	N/A	1
----------------------	---------	------	-------	-------	------	-----	------	-----	-----	---

## 550 SERIES

V8 4.4L 4395cc Turbo	N63B44	7189	27189	N/A	9258 Right 9257 Left	N/A Right N/A Left	4329	N/A	N/A	1
----------------------	--------	------	-------	-----	-------------------------------	-----------------------------	------	-----	-----	---

## 640 SERIES

L6 3.0L 2979cc Turbo	N55B30A	7327	27327	47327	9555	N/A	4329 <sup>394</sup>	N/A <sup>394</sup>	N/A <sup>394</sup>	1
----------------------	---------	------	-------	-------	------	-----	---------------------	--------------------	--------------------	---

## 650 SERIES

V8 4.4L 4395cc Turbo	N63B44	7189	27189	N/A	9258 Right 9257 Left	N/A Right N/A Left	4329	N/A	N/A	1
----------------------	--------	------	-------	-----	-------------------------------	-----------------------------	------	-----	-----	---

## 740 SERIES

L6 3.0L 2979cc Turbo	N54B30A	7327	27327	47327	9555	N/A	9371	229371	N/A	1
----------------------	---------	------	-------	-------	------	-----	------	--------	-----	---

N/A = Not Available N/R = Not Required N/S = Not Servicable For cabin air locator chart, see pages 5-12 See pages 13-16 for footnotes

1) ProSelect - Normal Driving - Traditional Change Intervals 2) NAPA Gold - Severe Driving - OE Recommended intervals 3) NAPA Platinum - Harsh Driving - OE Recommend Intervals

N/A = Non disponible N/R = Non nécessaire N/S = Non réparable Voir le tableau des filtres et d'habitacle aux pages 5-12 Voir pages 13-16 pour des notes

1) NAPA ProSelect et Argent - Conduite normale - Intervalles normaux de remplacement 2) NAPA Or - Conduite difficile - Intervalles recommandés par FEO 3) NAPA Platine - Conduite très difficile - Intervalles recommandés par FEO

N/A = No disponible N/R = No requerido N/S = No Servicable Para el aire de la cabina y tabla de localización de filtro, consulte las páginas 5-12 Ver las páginas 13-16 para las notas al pie de página

1) NAPA ProSelect y Plata - Manejo normal - Intervalles normales de cambio 2) NAPA Oro - Manejo difícil - Intervalles recomendados por el OEM 3) NAPA Platino - Manejo muy difícil - Intervalles recomendados por el OEM

Italicized Part Numbers May Not Be Available.

Las piezas con números en *italicas* pueden no estar disponibles.Les numéros de pièce en *italiques* peuvent ne pas être disponibles.



BMW 2012

## Pass Car Light Truck - Oil - Air - Cabin

Year/Año/Année Model/Modelo/Modelé Engine/Motor/Moteur	Eng. Code Código de motor Code moteur	VIN NIV NIV	GOLD Oil Aceite Huile	ProSelect Oil Aceite Huile	Platinum Oil Aceite Huile	GOLD Air Aire Air	ProSelect Air Aire Air	GOLD Cabin Air Cabina Aire Cabine Air	ProSelect Cabin Air Cabina Aire Cabine Air	Platinum Cabin Air Cabina Aire Cabine Air	Loc. Cabin Air Cabina Aire Cabine Air
--	---	-------------------	--------------------------------	-------------------------------------	------------------------------------	----------------------------	---------------------------------	--	---	--	--

## BMW (Cont'd/Suite)

2012 (Cont'd/Suite)

## 750 SERIES

V8 4.4L 4395cc Turbo	N63B44		7189	27189	N/A	9258 Right 9257 Left	N/A Right N/A Left	4329	N/A	N/A	1
----------------------	--------	--	------	-------	-----	-------------------------------	-----------------------------	------	-----	-----	---

## 760 SERIES

V12 6.0L 5972cc Turbo	N74B60A		7189	27189	N/A	200951	N/A	4329	N/A	N/A	1
-----------------------	---------	--	------	-------	-----	--------	-----	------	-----	-----	---

## ACTIVEHYBRID 5

L6 3.0L 2979cc Turbo Electric/Gas			7327	27327	47327	9555	N/A	4329	N/A	N/A	1
-----------------------------------	--	--	------	-------	-------	------	-----	------	-----	-----	---

## ACTIVEHYBRID 7

L6 3.0L 2979cc Turbo	N54B30A		7327	27327	47327	9555	N/A	9371	229371	N/A	1
V8 4.4L 4395cc Turbo Electric/Gas	N63		7189	27189	N/A	9257 Left 9258 Right	N/A Left N/A Right	4329	N/A	N/A	1

## ALPINA B7

V8 4.4L 4395cc Turbo	N63M10A		7189	27189	N/A	9257 Left 9258 Right	N/A Left N/A Right	4329	N/A	N/A	1
----------------------	---------	--	------	-------	-----	-------------------------------	-----------------------------	------	-----	-----	---

## ALPINA B7L

V8 4.4L 4395cc Turbo	N63M10A		7189	27189	N/A	9257 Left 9258 Right	N/A Left N/A Right	4329	N/A	N/A	1
----------------------	---------	--	------	-------	-----	-------------------------------	-----------------------------	------	-----	-----	---

## M3

V8 4.0L 3999cc	S65B40A		7997	N/A	N/A	N/A	N/A	N/A <sup>61</sup>	N/A <sup>61</sup>	N/A <sup>61</sup>	8
----------------	---------	--	------	-----	-----	-----	-----	-------------------	-------------------	-------------------	---

## M5

V8 4.4L 4395cc Turbo	S63B44B		7189	27189	N/A	200041 Left 200042 Right	N/A Left N/A Right	4329	N/A	N/A	8
----------------------	---------	--	------	-------	-----	-----------------------------------	-----------------------------	------	-----	-----	---

## M6

V8 4.4L 4395cc Turbo	S63B44B		7189	27189	N/A	200041 Left 200042 Right	N/A Left N/A Right	4329	N/A	N/A	8
----------------------	---------	--	------	-------	-----	-----------------------------------	-----------------------------	------	-----	-----	---

## X1

L4 2.0L 1997cc 121 CID Turbo	N20B20A		7292 <sup>439</sup> 7327 <sup>440</sup>	N/A <sup>439</sup> 27327 <sup>440</sup>	N/A <sup>439</sup> 47327 <sup>440</sup>	9208	N/A	9371	229371	N/A	1
L6 3.0L 2996cc	N52B30A		7327	27327	47327			9371	229371	N/A	1

## X3

L6 3.0L 2979cc Turbo	N55B30A		7327	27327	47327	9555	N/A	4258	N/A	N/A	1
L6 3.0L 2996cc	N52B30A		7327	27327	47327	9468	N/A	4258	N/A	N/A	1

## X5

L6 3.0L 2979cc Turbo	N55B30A		7327	27327	47327	N/A 9555	N/A N/A	9374	229374	N/A	1
L6 3.0L 2993cc Turbo Diesel	M57T2D30		7560	N/A	N/A	9342	N/A	9585	N/A	N/A	2

## X5 M

V8 4.4L 4395cc Turbo	S63B44A		7189	27189	N/A	9642 Left 9641 Right	N/A Left N/A Right	9585	N/A	N/A	1
----------------------	---------	--	------	-------	-----	-------------------------------	-----------------------------	------	-----	-----	---

N/A = Not Available N/R = Not Required N/S = Not Servicable For cabin air locator chart, see pages 5-12 See pages 13-16 for footnotes

1) ProSelect - Normal Driving - Traditional Change Intervals 2) NAPA Gold - Severe Driving - OE Recommended intervals 3) NAPA Platinum - Harsh Driving - OE Recommend Intervals

N/A = Non disponible N/R = Non nécessaire N/S = Non réparable Voir le tableau des filtres et d'habitacle aux pages 5-12 Voir pages 13-16 pour des notes

1) NAPA ProSelect et Argent - Conduite normale - Intervalles normaux de remplacement 2) NAPA Or - Conduite difficile - Intervalles recommandés par FEO 3) NAPA Platine - Conduite très difficile - Intervalles recommandés par FEO

N/A = No disponible N/R = No requerido N/S = No Servicable Para el aire de la cabina y tabla de localización de filtro, consulte las páginas 5-12 Ver las páginas 13-16 para las notas al pie de página

1) NAPA ProSelect y Plata - Manejo normal - Intervalos normales de cambio 2) NAPA Oro - Manejo difícil - Intervalos recomendados por el OEM 3) NAPA Platino - Manejo muy difícil - Intervalos recomendados por el OEM

Italicized Part Numbers May Not Be Available.

Las piezas con números en *italicas* pueden no estar disponibles.  
Les numéros de pièce en *italiques* peuvent ne pas être disponibles.





Pass Car Light Truck - Oil - Air - Cabin

BMW 2012-2011

Year/Año/Année Model/Modelo/Modèle Engine/Motor/Moteur	Eng. Code Código de motor Code moteur	VIN NIV NIV	GOLD Oil Aceite Huile	ProSelect Oil Aceite Huile	Platinum Oil Aceite Huile	GOLD Air Air Air	ProSelect Air Air Air	GOLD Cabin Air Cabina Aire Cabine Air	ProSelect Cabin Air Cabina Aire Cabine Air	Platinum Cabin Air Cabina Aire Cabine Air	Loc. Cabin Air Cabina Aire Cabine Air
--	---	-------------------	--------------------------------	-------------------------------------	------------------------------------	---------------------------	--------------------------------	--	---	--	--

BMW (Cont'd/Suite)

**2012** (Cont'd/Suite)

**X5 XDRIVE50I**

V8 4.4L 4395cc Turbo	N63B44		7189	27189	N/A	9257 Left 9258 Right	N/A Left N/A Right	9585	N/A	N/A	1
----------------------	--------	--	------	-------	-----	-------------------------------	-----------------------------	------	-----	-----	---

**X6**

L6 3.0L 2979cc Turbo	S55B30		7327	27327	47327	9555	N/A	9585 <sup>79</sup>	N/A <sup>79</sup>	N/A <sup>79</sup>	1
V8 4.4L 4395cc Turbo	N63B44		7189	27189	N/A	9257 Left 9258 Right	N/A Left N/A Right	9585 <sup>79</sup>	N/A <sup>79</sup>	N/A <sup>79</sup>	1

**X6 M**

V8 4.4L 4395cc Turbo	S63B44A		7189	27189	N/A	9641 Right 9642 Left	N/A Right N/A Left	9585	N/A	N/A	1
----------------------	---------	--	------	-------	-----	-------------------------------	-----------------------------	------	-----	-----	---

**Z4**

L4 2.0L 1997cc 121 CID Turbo	N20B20A		107509 <sup>440</sup> 7292 <sup>440</sup>	2107509 <sup>440</sup> N/A <sup>440</sup>	4107509 <sup>440</sup> N/A <sup>440</sup>	9208	N/A	4518	N/A	N/A	1
L6 3.0L 2979cc Turbo	N54B30A		7327	27327	47327	9461	29461	4518 <sup>78</sup>	N/A <sup>78</sup>	N/A <sup>78</sup>	4
L6 3.0L 2996cc	N52B30A		7327	27327	47327	9208	N/A	4518 <sup>78</sup>	N/A <sup>78</sup>	N/A <sup>78</sup>	4

**2011**

**1 SERIES M**

L6 3.0L 2979cc Turbo	N54B30A		7327	27327	47327	9461	29461	9371	229371	N/A	1
----------------------	---------	--	------	-------	-------	------	-------	------	--------	-----	---

**120I**

L4 2.0L 1995cc (Mex.)			107403	N/A	N/A	209511	N/A	9371	229371	N/A	
-----------------------	--	--	--------	-----	-----	--------	-----	------	--------	-----	--

**125I**

L4 1.6L 1598CC 98CID (Mex.)			107403	N/A	N/A	N/S	N/S	N/A 9371	N/A 229371	N/A N/A	
L4 2.0L 1995CC 122CID (Mex.)			107509	2107509	4107509	200005	N/A	N/A 9371	N/A 229371	N/A N/A	
L6 3.0L 2999cc (Mex.)			7327	27327	47327			9371	229371	N/A	

**128I**

L6 3.0L 2996cc	N51B30A N52B30A		7327 7327	27327 27327	47327 47327	9056 9056	29056 29056	9371 <sup>78</sup> 9371 <sup>78</sup>	229371 <sup>78</sup> 229371 <sup>78</sup>	N/A <sup>78</sup> N/A <sup>78</sup>	1 1
----------------	--------------------	--	--------------	----------------	----------------	--------------	----------------	--	--	--	--------

**130I**

L6 3.0L 2996cc (Mex.)	N52B30A		7327	27327	47327			9371	229371	N/A	
-----------------------	---------	--	------	-------	-------	--	--	------	--------	-----	--

**135I**

L6 3.0L 2979cc Turbo	N55B30A		7327	27327	47327	9285	N/A	9371 <sup>78</sup>	229371 <sup>78</sup>	N/A <sup>78</sup>	1
----------------------	---------	--	------	-------	-------	------	-----	--------------------	----------------------	-------------------	---

**323 SERIES**

L6 2.5L 2494cc	N52		7327	27327	47327	9056	29056	9371	229371	N/A	1
----------------	-----	--	------	-------	-------	------	-------	------	--------	-----	---

**325 SERIES**

L6 2.5L 2494cc Turbo (Mex.)			7327	27327	47327			9371	229371	N/A	
-----------------------------	--	--	------	-------	-------	--	--	------	--------	-----	--

**328 SERIES**

L6 3.0L 2996cc	N51B30A N52		7327 7327	27327 27327	47327 47327	9056 9056	29056 29056	9371 <sup>78</sup> 9371 <sup>78</sup>	229371 <sup>78</sup> 229371 <sup>78</sup>	N/A <sup>78</sup> N/A <sup>78</sup>	8 8
----------------	----------------	--	--------------	----------------	----------------	--------------	----------------	--	--	--	--------

**335 SERIES**

L6 3.0L 2979cc Turbo			7327	27327	47327	9285	N/A	9371 <sup>78</sup>	229371 <sup>78</sup>	N/A <sup>78</sup>	8
----------------------	--	--	------	-------	-------	------	-----	--------------------	----------------------	-------------------	---

**335D**

L6 3.0L 2993cc Turbo Diesel	M57T2D30		7560	N/A	N/A	9465	N/A	9371	229371	N/A	8
-----------------------------	----------	--	------	-----	-----	------	-----	------	--------	-----	---

**335IS**

L6 3.0L 2979cc Turbo	N54B30A		7327	27327	47327	9461	29461	9371	229371	N/A	
----------------------	---------	--	------	-------	-------	------	-------	------	--------	-----	--

N/A = Not Available N/R = Not Required N/S = Not Servicable For cabin air locator chart, see pages 5-12 See pages 13-16 for footnotes

1) ProSelect - Normal Driving - Traditional Change Intervals 2) NAPA Gold - Severe Driving - OE Recommended intervals 3) NAPA Platinum - Harsh Driving - OE Recommend Intervals

N/A = Non disponible N/R = Non nécessaire N/S = Non réparable Voir le tableau des filtres et d'habitacle aux pages 5-12 Voir pages 13-16 pour des notes

1) NAPA ProSelect et Argent - Conduite normale - Intervalles normaux de remplacement 2) NAPA Or - Conduite difficile - Intervalles recommandés par FEO 3) NAPA Platine - Conduite très difficile - Intervalles recommandés par FEO

N/A = No disponible N/R = No requerido N/S = No Servicable Para el aire de la cabina y tabla de localización de filtro, consulte las páginas 5-12 Ver las páginas 13-16 para las notas al pie de página

1) NAPA ProSelect y Plata - Manejo normal - Intervalles normales de cambio 2) NAPA Oro - Manejo difícil - Intervalles recomendados por el OEM 3) NAPA Platino - Manejo muy difícil - Intervalles recomendados por el OEM

*Italicized Part Numbers May Not Be Available.*

Las piezas con números en *italicas* pueden no estar disponibles.

Les numéros de pièce en *italiques* peuvent ne pas être disponibles.

P  
a  
s  
s  
C  
a  
r  
L  
i  
g  
h  
t  
T  
r  
u  
c  
k  
O  
i  
l  
-  
A  
i  
r  
-  
C  
a  
b  
i  
n



BMW 2011

## Pass Car Light Truck - Oil - Air - Cabin

Year/Año/Année Model/Modelo/Modèle Engine/Motor/Moteur	Eng. Code Código de motor Code moteur	VIN NIV NIV	GOLD Oil Aceite Huile	ProSelect Oil Aceite Huile	Platinum Oil Aceite Huile	GOLD Air Aire Air	ProSelect Air Aire Air	GOLD Cabin Air Cabina Aire Cabine Air	ProSelect Cabin Air Cabina Aire Cabine Air	Platinum Cabin Air Cabina Aire Cabine Air	Loc. Cabin Air Cabina Aire Cabine Air
--	---	-------------------	--------------------------------	-------------------------------------	------------------------------------	----------------------------	---------------------------------	--	---	--	--

## BMW (Cont'd/Suite)

2011 (Cont'd/Suite)

## 528 SERIES

L6 3.0L 2996cc	N52B30A	7327	27327	47327	N/A	N/A	9374 <sup>79</sup>	229374 <sup>79</sup>	N/A <sup>79</sup>	1
----------------	---------	------	-------	-------	-----	-----	--------------------	----------------------	-------------------	---

## 535 SERIES

L6 3.0L 2979cc Turbo	N55B30A	7327	27327	47327	9555	N/A	9374 <sup>79</sup>	229374 <sup>79</sup>	N/A <sup>79</sup>	1
----------------------	---------	------	-------	-------	------	-----	--------------------	----------------------	-------------------	---

## 535 SERIES GT

L6 3.0L 2979cc Turbo	N55B30A	7327	27327	47327	9555	N/A	4329 <sup>78</sup>	N/A <sup>78</sup>	N/A <sup>78</sup>	1
----------------------	---------	------	-------	-------	------	-----	--------------------	-------------------	-------------------	---

## 550 SERIES

V8 4.4L 4395cc Turbo	N63B44	7189	27189	N/A	9258 Right 9257 Left	N/A Right N/A Left	4329	N/A	N/A	1
----------------------	--------	------	-------	-----	-------------------------------	-----------------------------	------	-----	-----	---

## 650 SERIES

V8 4.4L 4799cc (Mex.)		7175	27175	N/A	9229	N/A	9374	229374	N/A	
-----------------------	--	------	-------	-----	------	-----	------	--------	-----	--

## 740 SERIES

L6 3.0L 2979cc Turbo	N54B30A	7327	27327	47327	9555	N/A	9371 <sup>78</sup>	229371 <sup>78</sup>	N/A <sup>78</sup>	1
----------------------	---------	------	-------	-------	------	-----	--------------------	----------------------	-------------------	---

## 750 SERIES

V8 4.4L 4395cc Turbo	N63B44	7189	27189	N/A	9258 Right 9257 Left	N/A Right N/A Left	4329	N/A	N/A	1
----------------------	--------	------	-------	-----	-------------------------------	-----------------------------	------	-----	-----	---

## 760 SERIES

V12 6.0L 5972cc Turbo	N74B60A	7189	27189	N/A	200951	N/A	4329	N/A	N/A	1
-----------------------	---------	------	-------	-----	--------	-----	------	-----	-----	---

## ACTIVEHYBRID 7

L6 3.0L 2979cc Turbo	N54B30A	7327	27327	47327	9555	N/A	9371	229371	N/A	1
----------------------	---------	------	-------	-------	------	-----	------	--------	-----	---

V8 4.4L 4395cc Turbo Electric/Gas	N63	7189	27189	N/A	9257 Left 9258 Right	N/A Left N/A Right	4329	N/A	N/A	1
-----------------------------------	-----	------	-------	-----	-------------------------------	-----------------------------	------	-----	-----	---

## ALPINA B7

V8 4.4L 4395cc Turbo	N63M10A	7189	27189	N/A	9257 Left 9258 Right	N/A Left N/A Right	4329	N/A	N/A	1
----------------------	---------	------	-------	-----	-------------------------------	-----------------------------	------	-----	-----	---

## ALPINA B7L

V8 4.4L 4395cc Turbo	N63M10A	7189	27189	N/A	9257 Left 9258 Right	N/A Left N/A Right	4329	N/A	N/A	1
----------------------	---------	------	-------	-----	-------------------------------	-----------------------------	------	-----	-----	---

## M3

V8 3.0L 3999cc	S65B40A	7997	N/A	N/A	N/A	N/A	N/A <sup>61</sup>	N/A <sup>61</sup>	N/A <sup>61</sup>	8
----------------	---------	------	-----	-----	-----	-----	-------------------	-------------------	-------------------	---

## M6

V10 5.0L 4999cc (Mex.)	S85B50A	7694	N/A	N/A	9714 Left 9715 Right	N/A Left N/A Right	9374 <sup>79</sup>	229374 <sup>79</sup>	N/A <sup>79</sup>	1
------------------------	---------	------	-----	-----	-------------------------------	-----------------------------	--------------------	----------------------	-------------------	---

## X1

L6 2.5L 2494cc Turbo (Mex.)		7327	27327	47327			N/A	N/A	N/A	
-----------------------------	--	------	-------	-------	--	--	-----	-----	-----	--

L6 3.0L 2996cc (Mex.)	N52	7327	27327	47327			9371	229371	N/A	1
-----------------------	-----	------	-------	-------	--	--	------	--------	-----	---

## X3

L6 2.5L si 2497cc (Mex.)		7327	27327	47327	9545	N/A	4673	224673	N/A	
--------------------------	--	------	-------	-------	------	-----	------	--------	-----	--

L6 3.0L 2979cc Turbo	N55B30A	7327	27327	47327	9555	N/A	9374	229374	N/A	1
----------------------	---------	------	-------	-------	------	-----	------	--------	-----	---

L6 3.0L 2996cc	N52B30A	7327	27327	47327	9468	N/A	4673 <sup>78</sup>	224673 <sup>78</sup>	N/A <sup>78</sup>	1
----------------	---------	------	-------	-------	------	-----	--------------------	----------------------	-------------------	---

## X5

L6 3.0L 2979cc Turbo	N55B30A	7327	27327	47327	9555	N/A	9374 <sup>79</sup>	229374 <sup>79</sup>	N/A <sup>79</sup>	1
----------------------	---------	------	-------	-------	------	-----	--------------------	----------------------	-------------------	---

N/A = Not Available N/R = Not Required N/S = Not Servicable For cabin air locator chart, see pages 5-12 See pages 13-16 for footnotes

1) ProSelect - Normal Driving - Traditional Change Intervals 2) NAPA Gold - Severe Driving - OE Recommended intervals 3) NAPA Platinum - Harsh Driving - OE Recommend Intervals

N/A = Non disponible N/R = Non nécessaire N/S = Non réparable Voir le tableau des filtres et d'habitacle aux pages 5-12 Voir pages 13-16 pour des notes

1) NAPA ProSelect et Argent - Conduite normale - Intervalles normaux de remplacement 2) NAPA Or - Conduite difficile - Intervalles recommandés par FEO 3) NAPA Platine - Conduite très difficile - Intervalles recommandés par FEO

N/A = No disponible N/R = No requerido N/S = No Servicable Para el aire de la cabina y tabla de localización de filtro, consulte las páginas 5-12 Ver las páginas 13-16 para las notas al pie de página

1) NAPA ProSelect y Plata - Manejo normal - Intervalos normales de cambio 2) NAPA Oro - Manejo difícil - Intervalos recomendados por el OEM 3) NAPA Platino - Manejo muy difícil - Intervalos recomendados por el OEM

Italicized Part Numbers May Not Be Available.

Las piezas con números en *italicas* pueden no estar disponibles.  
Les numéros de pièce en *italiques* peuvent ne pas être disponibles.



## Pass Car Light Truck - Oil - Air - Cabin

BMW 2011-2010

Year/Año/Année Model/Modelo/Modèle Engine/Motor/Moteur	Eng. Code Código de motor Code moteur	VIN NIV NIV	GOLD Oil Aceite Huile	ProSelect Oil Aceite Huile	Platinum Oil Aceite Huile	GOLD Air Aire Air	ProSelect Air Aire Air	GOLD Cabin Air Cabina Aire Cabine Air	ProSelect Cabin Air Cabina Aire Cabine Air	Platinum Cabin Air Cabina Aire Cabine Air	Loc. Cabin Air Cabina Aire Cabine Air
--	---	-------------------	--------------------------------	-------------------------------------	------------------------------------	----------------------------	---------------------------------	--	---	--	--

## BMW (Cont'd/Suite)

## 2011 (Cont'd/Suite)

## X5 M

V8 4.4L 4395cc Turbo	S63B44A		7189	27189	N/A	9642 Left 9641 Right	N/A Left N/A Right	9585	N/A	N/A	1
----------------------	---------	--	------	-------	-----	-------------------------------	-----------------------------	------	-----	-----	---

## X5 XDRIVE35D

L6 3.0L 2993cc Turbo Diesel	M57T2D30		7560	N/A	N/A	9342	N/A	9585	N/A	N/A	2
-----------------------------	----------	--	------	-----	-----	------	-----	------	-----	-----	---

## X5 XDRIVE50I

V8 4.4L 4395cc Turbo	N63B44		7189	27189	N/A	9257 Left 9258 Right	N/A Left N/A Right	9585	N/A	N/A	1
----------------------	--------	--	------	-------	-----	-------------------------------	-----------------------------	------	-----	-----	---

## X6

L6 3.0L 2979cc Turbo	N55B30A		7327	27327	47327	9555	N/A	9585 <sup>79</sup>	N/A <sup>79</sup>	N/A <sup>79</sup>	1
V8 4.4L 4395cc Turbo	N63B44		7189	27189	N/A	9257 Left 9258 Right	N/A Left N/A Right	9585 <sup>79</sup>	N/A <sup>79</sup>	N/A <sup>79</sup>	1

## X6 ACTIVEHYBRID

V8 4.4L 4395cc Turbo Electric/Gas			7189	27189	N/A	9257 Left 9258 Right	N/A Left N/A Right	9585	N/A	N/A	1
-----------------------------------	--	--	------	-------	-----	-------------------------------	-----------------------------	------	-----	-----	---

## X6 M

V8 4.4L 4395cc Turbo	S63B44A		7189	27189	N/A	9641 Right 9642 Left	N/A Right N/A Left	9585	N/A	N/A	1
----------------------	---------	--	------	-------	-----	-------------------------------	-----------------------------	------	-----	-----	---

## Z4

L6 2.5L 2494cc (Mex.)			7327	27327	47327	9208	N/A	4518	N/A	N/A	
L6 3.0L 2979cc Turbo	N54B30A		7327	27327	47327	9461	29461	4518 <sup>78</sup>	N/A <sup>78</sup>	N/A <sup>78</sup>	4
L6 3.0L 2996cc	N52B30A		7327	27327	47327	9208	N/A	4518 <sup>78</sup>	N/A <sup>78</sup>	N/A <sup>78</sup>	4

## 2010

## 120I

L4 2.0L 1995cc (Mex.)			107403	N/A	N/A	209511	N/A	9371	229371	N/A	
-----------------------	--	--	--------	-----	-----	--------	-----	------	--------	-----	--

## 125I

L6 3.0L 2999cc (Mex.)			7327	27327	47327			9371	229371	N/A	
-----------------------	--	--	------	-------	-------	--	--	------	--------	-----	--

## 128I

L6 3.0L 2996cc	N51B30A		7327	27327	47327	9056	29056	9371	229371	N/A	1
	N52B30A		7327	27327	47327	9056	29056	9371 <sup>78</sup>	229371 <sup>78</sup>	N/A <sup>78</sup>	1

## 130I

L6 3.0L 2996cc (Mex.)	N52B30A		7327	27327	47327			9371 <sup>78</sup>	229371 <sup>78</sup>	N/A <sup>78</sup>	
-----------------------	---------	--	------	-------	-------	--	--	--------------------	----------------------	-------------------	--

## 135I

L6 3.0L 2979cc Turbo	N54B30A		7327	27327	47327	9461	29461	9371 <sup>78</sup>	229371 <sup>78</sup>	N/A <sup>78</sup>	1
----------------------	---------	--	------	-------	-------	------	-------	--------------------	----------------------	-------------------	---

## 318 SERIES

L4 2.0L 1995cc Diesel (Mex.)			N/A	N/A	N/A	N/A	N/A	9371	229371	N/A	
------------------------------	--	--	-----	-----	-----	-----	-----	------	--------	-----	--

## 323 SERIES

L6 2.5L 2494cc	N52		7327	27327	47327	9056	29056	9371	229371	N/A	1
----------------	-----	--	------	-------	-------	------	-------	------	--------	-----	---

## 325 SERIES

L6 2.5L 2494cc Turbo (Mex.)			7327	27327	47327			9371	229371	N/A	
L6 3.0L 2993cc Diesel (Mex.)			7560	N/A	N/A	N/A	N/A	9371	229371	N/A	

## 328 SERIES

L6 3.0L 2996cc	N51B30A		7327	27327	47327	9056	29056	9371	229371	N/A	8
----------------	---------	--	------	-------	-------	------	-------	------	--------	-----	---

N/A = Not Available N/R = Not Required N/S = Not Servicable For cabin air locator chart, see pages 5-12 See pages 13-16 for footnotes

1) ProSelect - Normal Driving - Traditional Change Intervals 2) NAPA Gold - Severe Driving - OE Recommended intervals 3) NAPA Platinum - Harsh Driving - OE Recommend Intervals

N/A = Non disponible N/R = Non nécessaire N/S = Non réparable Voir le tableau des filtres et d'habitacle aux pages 5-12 Voir pages 13-16 pour des notes

1) NAPA ProSelect et Argent - Conduite normale - Intervalles normaux de remplacement 2) NAPA Or - Conduite difficile - Intervalles recommandés par FEO 3) NAPA Platine - Conduite très difficile - Intervalles recommandés par FEO

N/A = No disponible N/R = No requerido N/S = No Servicable Para el aire de la cabina y tabla de localización de filtro, consulte las páginas 5-12 Ver las páginas 13-16 para las notas al pie de página

1) NAPA ProSelect y Plata - Manejo normal - Intervalles normales de cambio 2) NAPA Oro - Manejo difícil - Intervalles recomendados por el OEM 3) NAPA Platino - Manejo muy difícil - Intervalles recomendados por el OEM

Italicized Part Numbers May Not Be Available.

Las piezas con números en *italicas* pueden no estar disponibles.Les numéros de pièce en *italiques* peuvent ne pas être disponibles.



BMW 2010

Pass Car Light Truck - Oil - Air - Cabin

Year/Año/Année Model/Modelo/Modele Engine/Motor/Moteur	Eng. Code Código de motor Code moteur	VIN NIV NIV	GOLD Oil Aceite Huile	ProSelect Oil Aceite Huile	Platinum Oil Aceite Huile	GOLD Air Aire Air	ProSelect Air Aire Air	GOLD Cabin Air Cabina Aire Cabine Air	ProSelect Cabin Air Cabina Aire Cabine Air	Platinum Cabin Air Cabina Aire Cabine Air	Loc. Cabin Air Cabina Aire Cabine Air
--	---	-------------------	--------------------------------	-------------------------------------	------------------------------------	----------------------------	---------------------------------	--	---	--	--

## BMW (Cont'd/Suite)

2010 (Cont'd/Suite)

## 328 SERIES (Cont'd/Suite)

L6 3.0L 2996cc	N52		7327	27327	47327	9056	29056	9371 <sup>78</sup>	229371 <sup>78</sup>	N/A <sup>78</sup>	8
----------------	-----	--	------	-------	-------	------	-------	--------------------	----------------------	-------------------	---

## 335 SERIES

L6 3.0L 2979cc Turbo	N54B30A		7327	27327	47327	9461	29461	9371 <sup>78</sup>	229371 <sup>78</sup>	N/A <sup>78</sup>	8
----------------------	---------	--	------	-------	-------	------	-------	--------------------	----------------------	-------------------	---

## 335D

L6 3.0L 2993cc Turbo Diesel	M57T2D30		7560	N/A	N/A	9465	N/A	9371	229371	N/A	8
-----------------------------	----------	--	------	-----	-----	------	-----	------	--------	-----	---

## 525 SERIES

L6 2.5L 2494cc (Mex.)			7327	27327	47327	2839	22839	N/A	N/A	N/A	
-----------------------	--	--	------	-------	-------	------	-------	-----	-----	-----	--

## 525I

L6 3.0L 2996cc (Mex.)			7327	27327	47327	2839	22839	9374	229374	N/A	
-----------------------	--	--	------	-------	-------	------	-------	------	--------	-----	--

## 528 SERIES

L6 3.0L 2996cc	N52B30A		7327	27327	47327	2839	22839	9374 <sup>79</sup>	229374 <sup>79</sup>	N/A <sup>79</sup>	1
----------------	---------	--	------	-------	-------	------	-------	--------------------	----------------------	-------------------	---

## 530 SERIES

L6 3.0L 2979cc (Mex.)			7327	27327	47327	2839	22839	N/A	N/A	N/A	
-----------------------	--	--	------	-------	-------	------	-------	-----	-----	-----	--

## 535I

L6 3.0L 2979cc Turbo			7327	27327	47327	9461	29461	9374 <sup>79</sup>	229374 <sup>79</sup>	N/A <sup>79</sup>	1
----------------------	--	--	------	-------	-------	------	-------	--------------------	----------------------	-------------------	---

## 550 SERIES

V8 4.4L 4395cc Turbo	N63B44		7189	27189	N/A	9258 Right 9257 Left	N/A Right N/A Left	4329	N/A	N/A	1
----------------------	--------	--	------	-------	-----	-------------------------------	-----------------------------	------	-----	-----	---

V8 4.8L 4837cc	N62B48B		7175	27175	N/A	9229	N/A	9374 <sup>79</sup>	229374 <sup>79</sup>	N/A <sup>79</sup>	1
----------------	---------	--	------	-------	-----	------	-----	--------------------	----------------------	-------------------	---

## 650 SERIES

V8 4.8L 4837cc	N62B48B		7175	27175	N/A	9229	N/A	9374 <sup>79</sup>	229374 <sup>79</sup>	N/A <sup>79</sup>	1
----------------	---------	--	------	-------	-----	------	-----	--------------------	----------------------	-------------------	---

## 740 SERIES

L6 3.0L 2979cc (Mex.)			7175	27175	N/A			9360	N/A	N/A	
-----------------------	--	--	------	-------	-----	--	--	------	-----	-----	--

## 750 SERIES

V8 4.4L 4395cc Turbo	N63B44		7189	27189	N/A	9258 Right 9257 Left	N/A Right N/A Left	4329	N/A	N/A	1
----------------------	--------	--	------	-------	-----	-------------------------------	-----------------------------	------	-----	-----	---

## 760 LI HIGH SECURITY

V12 6.0L 5972cc (Mex.)	N73		7175	27175	N/A	6939	N/A	9360	N/A	N/A	
------------------------	-----	--	------	-------	-----	------	-----	------	-----	-----	--

## 760 SERIES

Turbo (Mex.)						6939	N/A	N/A	N/A	N/A	
--------------	--	--	--	--	--	------	-----	-----	-----	-----	--

V12 6.0L 5972cc Turbo	N74B60A		7189	27189	N/A	200951	N/A	4329	N/A	N/A	1
-----------------------	---------	--	------	-------	-----	--------	-----	------	-----	-----	---

## M3

V8 4.0L 3999cc	S65B40A		7997	N/A	N/A	N/A	N/A	N/A <sup>61</sup>	N/A <sup>61</sup>	N/A <sup>61</sup>	8
----------------	---------	--	------	-----	-----	-----	-----	-------------------	-------------------	-------------------	---

## M5

V10 5.0L 4999cc	S85B50A		7694	N/A	N/A	9714 Left 9715 Right	N/A Left N/A Right	9374 <sup>79</sup>	229374 <sup>79</sup>	N/A <sup>79</sup>	1
-----------------	---------	--	------	-----	-----	-------------------------------	-----------------------------	--------------------	----------------------	-------------------	---

## M6

V10 5.0L 4999cc	S85B50A		7694	N/A	N/A	9714 Left 9715 Right	N/A Left N/A Right	9374 <sup>79</sup>	229374 <sup>79</sup>	N/A <sup>79</sup>	1
-----------------	---------	--	------	-----	-----	-------------------------------	-----------------------------	--------------------	----------------------	-------------------	---

## X1

L6 2.5L 2494cc Turbo (Mex.)			7327	27327	47327			N/A	N/A	N/A	
-----------------------------	--	--	------	-------	-------	--	--	-----	-----	-----	--

L6 3.0L 2996cc (Mex.)	N52		7327	27327	47327			9371	229371	N/A	1
-----------------------	-----	--	------	-------	-------	--	--	------	--------	-----	---

## X3

L6 3.0L 2996cc	N52		7327	27327	47327	9545	N/A	4673 <sup>78</sup>	224673 <sup>78</sup>	N/A <sup>78</sup>	1
----------------	-----	--	------	-------	-------	------	-----	--------------------	----------------------	-------------------	---

## X1

L6 3.0L 2996cc	N52		7327	27327	47327	9545	N/A	4673 <sup>78</sup>	224673 <sup>78</sup>	N/A <sup>78</sup>	1
----------------	-----	--	------	-------	-------	------	-----	--------------------	----------------------	-------------------	---

## X3

L6 3.0L 2996cc	N52		7327	27327	47327	9545	N/A	4673 <sup>78</sup>	224673 <sup>78</sup>	N/A <sup>78</sup>	1
----------------	-----	--	------	-------	-------	------	-----	--------------------	----------------------	-------------------	---

## X1

L6 2.5L 2494cc Turbo (Mex.)			7327	27327	47327			N/A	N/A	N/A	
-----------------------------	--	--	------	-------	-------	--	--	-----	-----	-----	--

L6 3.0L 2996cc (Mex.)	N52		7327	27327	47327			9371	229371	N/A	1
-----------------------	-----	--	------	-------	-------	--	--	------	--------	-----	---

## X3

L6 3.0L 2996cc	N52		7327	27327	47327	9545	N/A	4673 <sup>78</sup>	224673 <sup>78</sup>	N/A <sup>78</sup>	1
----------------	-----	--	------	-------	-------	------	-----	--------------------	----------------------	-------------------	---

N/A = Not Available N/R = Not Required N/S = Not Servicable For cabin air locator chart, see pages 5-12 See pages 13-16 for footnotes

1) ProSelect - Normal Driving - Traditional Change Intervals 2) NAPA Gold - Severe Driving - OE Recommended intervals 3) NAPA Platinum - Harsh Driving - OE Recommend Intervals

N/A = Non disponible N/R = Non nécessaire N/S = Non réparable Voir le tableau des filtres et d'habitacle aux pages 5-12 Voir pages 13-16 pour des notes

1) NAPA ProSelect et Argent - Conduite normale - Intervalles normaux de remplacement 2) NAPA Or - Conduite difficile - Intervalles recommandés par FEO 3) NAPA Platine - Conduite très difficile - Intervalles recommandés par FEO

N/A = No disponible N/R = No requerido N/S = No Servicable Para el aire de la cabina y tabla de localización de filtro, consulte las páginas 5-12 Ver las páginas 13-16 para las notas al pie de página

1) NAPA ProSelect y Plata - Manejo normal - Intervalos normales de cambio 2) NAPA Oro - Manejo difícil - Intervalos recomendados por el OEM 3) NAPA Platino - Manejo muy difícil - Intervalos recomendados por el OEM

Italicized Part Numbers May Not Be Available.

Las piezas con números en *italicas* pueden no estar disponibles.  
Les numéros de pièce en *italiques* peuvent ne pas être disponibles.



Pass Car Light Truck - Oil - Air - Cabin

BMW 2010-2009

Year/Año/Année Model/Modelo/Modèle Engine/Motor/Moteur	Eng. Code Código de motor Code moteur	VIN NIV NIV	GOLD Oil Aceite Huile	ProSelect Oil Aceite Huile	Platinum Oil Aceite Huile	GOLD Air Aire Air	ProSelect Air Aire Air	GOLD Cabin Air Cabina Aire Cabine Air	ProSelect Cabin Air Cabina Aire Cabine Air	Platinum Cabin Air Cabina Aire Cabine Air	Loc. Cabin Air Cabina Aire Cabine Air
--	---	-------------------	--------------------------------	-------------------------------------	------------------------------------	----------------------------	---------------------------------	--	---	--	--

BMW (Cont'd/Suite)

**2010** (Cont'd/Suite)

X5

L6 3.0L 2993cc Turbo Diesel	M57T2D30		7560	N/A	N/A	9342	N/A	9585 <sup>79</sup>	N/A <sup>79</sup>	N/A <sup>79</sup>	2
L6 3.0L 2996cc	N52B30A		7327	27327	47327	9888	29888	9585	N/A	N/A	1
V8 4.8L 4837cc	N62B48B		7175	27175	N/A	9897 Left 9898 Right	N/A Left N/A Right	9585 <sup>79</sup>	N/A <sup>79</sup>	N/A <sup>79</sup>	1

X5 M

V8 4.4L 4395cc Turbo	S63B44A		7189	27189	N/A	9642 Left 9641 Right	N/A Left N/A Right	9585 <sup>79</sup>	N/A <sup>79</sup>	N/A <sup>79</sup>	1
----------------------	---------	--	------	-------	-----	-------------------------------	-----------------------------	--------------------	-------------------	-------------------	---

X6 ACTIVEHYBRID

V8 4.4L 4395cc Turbo Electric/Gas			7189	27189	N/A	9257 Left 9258 Right	N/A Left N/A Right	9585	N/A	N/A	1
-----------------------------------	--	--	------	-------	-----	-------------------------------	-----------------------------	------	-----	-----	---

X6 M

V8 4.4L 4395cc Turbo	S63B44A		7189	27189	N/A	9641 Right 9642 Left	N/A Right N/A Left	9585	N/A	N/A	1
----------------------	---------	--	------	-------	-----	-------------------------------	-----------------------------	------	-----	-----	---

X6 XDRIVE35I

L6 3.0L 2979cc Turbo	N54B30A		7327	27327	47327	9555	N/A	9585 <sup>79</sup>	N/A <sup>79</sup>	N/A <sup>79</sup>	1
----------------------	---------	--	------	-------	-------	------	-----	--------------------	-------------------	-------------------	---

X6 XDRIVE50I

V8 4.4L 4395cc Turbo	N63B44		7189	27189	N/A	9257 Left 9258 Right	N/A Left N/A Right	9585 <sup>79</sup>	N/A <sup>79</sup>	N/A <sup>79</sup>	1
----------------------	--------	--	------	-------	-----	-------------------------------	-----------------------------	--------------------	-------------------	-------------------	---

Z4

L6 2.5L 2494cc (Mex.)			1223	21223	41223	6320	26320	4518	N/A	N/A	
L6 3.0L 2979cc Turbo	N54B30A		7327	27327	47327	9461	29461	4518 <sup>78</sup>	N/A <sup>78</sup>	N/A <sup>78</sup>	4
L6 3.0L 2996cc	N52B30A		7327	27327	47327	9208	N/A	4518 <sup>78</sup>	N/A <sup>78</sup>	N/A <sup>78</sup>	4

**2009**

120I

L4 2.0L 1995cc (Mex.)			107403	N/A	N/A	209511	N/A	9371	229371	N/A	
-----------------------	--	--	--------	-----	-----	--------	-----	------	--------	-----	--

125I

L6 3.0L 2996cc (Mex.)			7327	27327	47327			9371	229371	N/A	
-----------------------	--	--	------	-------	-------	--	--	------	--------	-----	--

128I

L6 3.0L 2996cc	N51B30A		7327	27327	47327	9056	29056	9371 <sup>78</sup>	229371 <sup>78</sup>	N/A <sup>78</sup>	1
	N52B30A		7327	27327	47327	9056	29056	9371 <sup>78</sup>	229371 <sup>78</sup>	N/A <sup>78</sup>	1

130I

L6 3.0L 2996cc (Mex.)			7327	27327	47327	9056	29056	N/S	N/S	N/A	
-----------------------	--	--	------	-------	-------	------	-------	-----	-----	-----	--

135I

L6 3.0L 2979cc Turbo	N54B30A		7327	27327	47327	9461	29461	9371 <sup>78</sup>	229371 <sup>78</sup>	N/A <sup>78</sup>	1
----------------------	---------	--	------	-------	-------	------	-------	--------------------	----------------------	-------------------	---

323 SERIES

L6 2.5L 2494cc	N52		7327	27327	47327	9056	29056	9371	229371	N/A	1
----------------	-----	--	------	-------	-------	------	-------	------	--------	-----	---

325 SERIES

L6 3.0L 2993cc Diesel (Mex.)			7560	N/A	N/A	N/A	N/A	9371	229371	N/A	
------------------------------	--	--	------	-----	-----	-----	-----	------	--------	-----	--

325i

L6 2.5L 2494cc (Mex.)			7327	27327	47327	N/S	N/S	N/S	N/S	N/A	
-----------------------	--	--	------	-------	-------	-----	-----	-----	-----	-----	--

328 SERIES

L6 3.0L 2996cc	N51B30A		7327	27327	47327	9056	29056	9371 <sup>78</sup>	229371 <sup>78</sup>	N/A <sup>78</sup>	8
----------------	---------	--	------	-------	-------	------	-------	--------------------	----------------------	-------------------	---

N/A = Not Available N/R = Not Required N/S = Not Servicable For cabin air locator chart, see pages 5-12 See pages 13-16 for footnotes

1) ProSelect - Normal Driving - Traditional Change Intervals 2) NAPA Gold - Severe Driving - OE Recommended intervals 3) NAPA Platinum - Harsh Driving - OE Recommend Intervals

N/A = Non disponible N/R = Non nécessaire N/S = Non réparable Voir le tableau des filtres et d'habitacle aux pages 5-12 Voir pages 13-16 pour des notes

1) NAPA ProSelect et Argent - Conduite normale - Intervalles normaux de remplacement 2) NAPA Or - Conduite difficile - Intervalles recommandés par FEO 3) NAPA Platine - Conduite très difficile - Intervalles recommandés par FEO

N/A = No disponible N/R = No requerido N/S = No Servicable Para el aire de la cabina y tabla de localización de filtro, consulte las páginas 5-12 Ver las páginas 13-16 para las notas al pie de página

1) NAPA ProSelect y Plata - Manejo normal - Intervalles normales de cambio 2) NAPA Oro - Manejo difícil - Intervalles recomendados por el OEM 3) NAPA Platino - Manejo muy difícil - Intervalles recomendados por el OEM

*Italicized Part Numbers May Not Be Available.*

Las piezas con números en *italicas* pueden no estar disponibles.

Les numéros de pièce en *italiques* peuvent ne pas être disponibles.

P  
a  
s  
s  
C  
a  
r  
L  
i  
g  
h  
t  
T  
r  
u  
c  
k  
O  
i  
l  
-  
A  
i  
r  
-  
C  
a  
b  
i  
n



BMW 2009

Pass Car Light Truck - Oil - Air - Cabin

Year/Año/Année Model/Modelo/Modèle Engine/Motor/Moteur	Eng. Code Código de motor Code moteur	VIN NIV NIV	GOLD Oil Aceite Huile	ProSelect Oil Aceite Huile	Platinum Oil Aceite Huile	GOLD Air Aire Air	ProSelect Air Aire Air	GOLD Cabin Air Cabina Aire Cabine Air	ProSelect Cabin Air Cabina Aire Cabine Air	Platinum Cabin Air Cabina Aire Cabine Air	Loc. Cabin Air Cabina Aire Cabine Air
--	---	-------------------	--------------------------------	-------------------------------------	------------------------------------	----------------------------	---------------------------------	--	---	--	--

BMW (Cont'd/Suite)

**2009** (Cont'd/Suite)

**328 SERIES (Cont'd/Suite)**

L6 3.0L 2996cc	N52		7327	27327	47327	9056	29056	9371 <sup>78</sup>	229371 <sup>78</sup>	N/A <sup>78</sup>	8
----------------	-----	--	------	-------	-------	------	-------	--------------------	----------------------	-------------------	---

**335 SERIES**

L6 3.0L 2979cc Turbo	N54B30A		7327	27327	47327	9461	29461	9371 <sup>78</sup>	229371 <sup>78</sup>	N/A <sup>78</sup>	8
----------------------	---------	--	------	-------	-------	------	-------	--------------------	----------------------	-------------------	---

**335D**

L6 3.0L 2993cc Turbo Diesel	M57T2D30		7560	N/A	N/A	9465	N/A	9371	229371	N/A	8
-----------------------------	----------	--	------	-----	-----	------	-----	------	--------	-----	---

**525 SERIES**

L6 2.5L 2494cc (Mex.)	N52		7327	27327	47327	2839	22839	9374	229374	N/A	
-----------------------	-----	--	------	-------	-------	------	-------	------	--------	-----	--

**528 SERIES**

L6 3.0L 2996cc	N52B30A		7327	27327	47327	2839	22839	9374 <sup>79</sup>	229374 <sup>79</sup>	N/A <sup>79</sup>	1
----------------	---------	--	------	-------	-------	------	-------	--------------------	----------------------	-------------------	---

**530 SERIES**

L6 3.0L 2996cc (Mex.)	N52B30A		7327	27327	47327	2839	22839	9374	229374	N/A	
-----------------------	---------	--	------	-------	-------	------	-------	------	--------	-----	--

**535 SERIES**

L6 3.0L 2979cc Turbo	N54B30A		7327	27327	47327	9461	29461	9374 <sup>79</sup>	229374 <sup>79</sup>	N/A <sup>79</sup>	1
----------------------	---------	--	------	-------	-------	------	-------	--------------------	----------------------	-------------------	---

**550 SERIES**

V8 4.8L 4837cc	N62B48B		7175	27175	N/A	9229	N/A	9374 <sup>79</sup>	229374 <sup>79</sup>	N/A <sup>79</sup>	1
----------------	---------	--	------	-------	-----	------	-----	--------------------	----------------------	-------------------	---

**650 SERIES**

V8 4.8L 4799cc (Mex.)			7175	27175	N/A	9229	N/A	9374	229374	N/A	
-----------------------	--	--	------	-------	-----	------	-----	------	--------	-----	--

V8 4.8L 4837cc	N62B48B		7175	27175	N/A	9229	N/A	9374	229374	N/A	1
----------------	---------	--	------	-------	-----	------	-----	------	--------	-----	---

**750 SERIES**

V8 4.4L 4395cc Turbo	N63B44		7189	27189	N/A	9258 Right 9257 Left	N/A Right N/A Left	4329	N/A	N/A	1
----------------------	--------	--	------	-------	-----	-------------------------------	-----------------------------	------	-----	-----	---

V8 4.8L 4799cc (Mex.)			7175	27175	N/A	6939	N/A	9360	N/A	N/A	
-----------------------	--	--	------	-------	-----	------	-----	------	-----	-----	--

**760 SERIES**

V12 6.0L 5972cc (Mex.)	N73					6939	N/A	N/A	N/A	N/A	
------------------------	-----	--	--	--	--	------	-----	-----	-----	-----	--

**M3**

V8 4.0L 3999cc	S65B40A		7997	N/A	N/A	N/A	N/A	N/A <sup>61</sup>	N/A <sup>61</sup>	N/A <sup>61</sup>	8
----------------	---------	--	------	-----	-----	-----	-----	-------------------	-------------------	-------------------	---

**M5**

V10 5.0L 4999cc	S85B50A		7694	N/A	N/A	9714 Left 9715 Right	N/A Left N/A Right	9374 <sup>79</sup>	229374 <sup>79</sup>	N/A <sup>79</sup>	1
-----------------	---------	--	------	-----	-----	-------------------------------	-----------------------------	--------------------	----------------------	-------------------	---

**M6**

V10 5.0L 4999cc	S85B50A		7694	N/A	N/A	9714 Left 9715 Right	N/A Left N/A Right	9374 <sup>79</sup>	229374 <sup>79</sup>	N/A <sup>79</sup>	1
-----------------	---------	--	------	-----	-----	-------------------------------	-----------------------------	--------------------	----------------------	-------------------	---

**X3**

L6 2.5L 2494cc	N52		1223	21223	41223	6320	26320	4673	224673	N/A	1
----------------	-----	--	------	-------	-------	------	-------	------	--------	-----	---

L6 2.5L 2494cc (Mex.)	N52		1223	21223	41223	6320	26320	4673	224673	N/A	1
-----------------------	-----	--	------	-------	-------	------	-------	------	--------	-----	---

L6 3.0L 2996cc	N52		7327	27327	47327	9545	N/A	4673 <sup>78</sup>	224673 <sup>78</sup>	N/A <sup>78</sup>	1
----------------	-----	--	------	-------	-------	------	-----	--------------------	----------------------	-------------------	---

**X5**

L6 3.0L 2993cc Turbo Diesel	M57T2D30		7560	N/A	N/A	9342	N/A	9585 <sup>79</sup>	N/A <sup>79</sup>	N/A <sup>79</sup>	2
-----------------------------	----------	--	------	-----	-----	------	-----	--------------------	-------------------	-------------------	---

L6 3.0L 2996cc	N52B30A		7327	27327	47327	9888	29888	9585 <sup>79</sup>	N/A <sup>79</sup>	N/A <sup>79</sup>	1
----------------	---------	--	------	-------	-------	------	-------	--------------------	-------------------	-------------------	---

V8 4.8L 4837cc	N62B48B		7175	27175	N/A	9897 Left 9898 Right	N/A Left N/A Right	9585 <sup>79</sup>	N/A <sup>79</sup>	N/A <sup>79</sup>	1
----------------	---------	--	------	-------	-----	-------------------------------	-----------------------------	--------------------	-------------------	-------------------	---

**X6**

L6 3.0L 2979cc Turbo	N54B30A		7327	27327	47327	9555	N/A	9585 <sup>79</sup>	N/A <sup>79</sup>	N/A <sup>79</sup>	1
----------------------	---------	--	------	-------	-------	------	-----	--------------------	-------------------	-------------------	---

**X6**

L6 3.0L 2996cc	N52		7327	27327	47327	9545	N/A	4673 <sup>78</sup>	224673 <sup>78</sup>	N/A <sup>78</sup>	1
----------------	-----	--	------	-------	-------	------	-----	--------------------	----------------------	-------------------	---

L6 3.0L 2996cc	N52		7327	27327	47327	9545	N/A	4673 <sup>78</sup>	224673 <sup>78</sup>	N/A <sup>78</sup>	1
----------------	-----	--	------	-------	-------	------	-----	--------------------	----------------------	-------------------	---

L6 3.0L 2996cc	N52		7327	27327	47327	9545	N/A	4673 <sup>78</sup>	224673 <sup>78</sup>	N/A <sup>78</sup>	1
----------------	-----	--	------	-------	-------	------	-----	--------------------	----------------------	-------------------	---

L6 3.0L 2996cc	N52		7327	27327	47327	9545	N/A	4673 <sup>78</sup>	224673 <sup>78</sup>	N/A <sup>78</sup>	1
----------------	-----	--	------	-------	-------	------	-----	--------------------	----------------------	-------------------	---

L6 3.0L 2996cc	N52		7327	27327	47327	9545	N/A	4673 <sup>78</sup>	224673 <sup>78</sup>	N/A <sup>78</sup>	1
----------------	-----	--	------	-------	-------	------	-----	--------------------	----------------------	-------------------	---

L6 3.0L 2996cc	N52		7327	27327	47327	9545	N/A	4673 <sup>78</sup>	224673 <sup>78</sup>	N/A <sup>78</sup>	1
----------------	-----	--	------	-------	-------	------	-----	--------------------	----------------------	-------------------	---

L6 3.0L 2996cc	N52		7327	27327	47327	9545	N/A	4673 <sup>78</sup>	224673 <sup>78</sup>	N/A <sup>78</sup>	1
----------------	-----	--	------	-------	-------	------	-----	--------------------	----------------------	-------------------	---

L6 3.0L 2996cc	N52		7327	27327	47327	9545	N/A	4673 <sup>78</sup>	224673 <sup>78</sup>	N/A <sup>78</sup>	1
----------------	-----	--	------	-------	-------	------	-----	--------------------	----------------------	-------------------	---

L6 3.0L 2996cc	N52		7327	27327	47327	9545	N/A	4673 <sup>78</sup>	224673 <sup>78</sup>	N/A <sup>78</sup>	1
----------------	-----	--	------	-------	-------	------	-----	--------------------	----------------------	-------------------	---

L6 3.0L 2996cc	N52		7327	27327	47327	9545	N/A	4673 <sup>78</sup>	224673 <sup>78</sup>	N/A <sup>78</sup>	1
----------------	-----	--	------	-------	-------	------	-----	--------------------	----------------------	-------------------	---

L6 3.0L 2996cc	N52		7327	27327	47327	9545	N/A	4673 <sup>78</sup>	224673 <sup>78</sup>	N/A <sup>78</sup>	1
----------------	-----	--	------	-------	-------	------	-----	--------------------	----------------------	-------------------	---

L6 3.0L 2996cc	N52		7327	27327	47327	9545	N/A	4673 <sup>78</sup>	224673 <sup>78</sup>	N/A <sup>78</sup>	1
----------------	-----	--	------	-------	-------	------	-----	--------------------	----------------------	-------------------	---

L6 3.0L 2996cc	N52		7327	27327	47327	9545	N/A	4673 <sup>78</sup>	224673 <sup>78</sup>	N/A <sup>78</sup>	1
----------------	-----	--	------	-------	-------	------	-----	--------------------	----------------------	-------------------	---

L6 3.0L 2996cc	N52		7327	27327	47327	9545	N/A	4673 <sup>78</sup>	224673 <sup>78</sup>	N/A <sup>78</sup>	1
----------------	-----	--	------	-------	-------	------	-----	--------------------	----------------------	-------------------	---

L6 3.0L 2996cc	N52		7327	27327	47327	9545	N/A	4673 <sup>78</sup>	224673 <sup>78</sup>	N/A <sup>78</sup>	1
----------------	-----	--	------	-------	-------	------	-----	--------------------	----------------------	-------------------	---

L6 3.0L 2996cc	N52		7327	27327	47327	9545	N/A	4673 <sup>78</sup>	224673 <sup>78</sup>	N/A <sup>78</sup>	1
----------------	-----	--	------	-------	-------	------	-----	--------------------	----------------------	-------------------	---

L6 3.0L 2996cc	N52		7327	27327	47327	9545	N/A	4673 <sup>78</sup>	224673 <sup>78</sup>	N/A <sup>78</sup>	1
----------------	-----	--	------	-------	-------	------	-----	--------------------	----------------------	-------------------	---

L6 3.0L 2996cc	N52		7327	27327	47327	9545	N/A	4673 <sup>78</sup>	224673 <sup>78</sup>	N/A <sup>78</sup>	1
----------------	-----	--	------	-------	-------	------	-----	--------------------	----------------------	-------------------	---

L6 3.0L 2996cc	N52		7327	27327	47327	9545	N/A	4673 <sup>78</sup>	224673 <sup>78</sup>	N/A <sup>78</sup>	1
----------------	-----	--	------	-------	-------	------	-----	--------------------	----------------------	-------------------	---

N/A = Not Available N/R = Not Required N/S = Not Servicable For cabin air locator chart, see pages 5-12 See pages 13-16 for footnotes

1) ProSelect - Normal Driving - Traditional Change Intervals 2) NAPA Gold - Severe Driving - OE Recommended intervals 3) NAPA Platinum - Harsh Driving - OE Recommend Intervals

N/A = Non disponible N/R = Non nécessaire N/S = Non réparable Voir le tableau des filtres et d'habitacle aux pages 5-12 Voir pages 13-16 pour des notes

1) NAPA ProSelect et Argent - Conduite normale - Intervalles normaux de remplacement 2) NAPA Or - Conduite difficile - Intervalles recommandés par FEO 3) NAPA Platine - Conduite très difficile - Intervalles recommandés par FEO

N/A = No disponible N/R = No requerido N/S = No Servicable Para el aire de la cabina y tabla de localización de filtro, consulte las páginas 5-12 Ver las páginas 13-16 para las notas al pie de página

1) NAPA ProSelect y Plata - Manejo normal - Intervalos normales de cambio 2) NAPA Oro - Manejo difícil - Intervalos recomendados por el OEM 3) NAPA Platino - Manejo muy difícil - Intervalos recomendados por el OEM

*Italicized Part Numbers May Not Be Available.*

Las piezas con números en *italicas* pueden no estar disponibles.  
Les numéros de pièce en *italiques* peuvent ne pas être disponibles.





## Pass Car Light Truck - Oil - Air - Cabin

BMW 2009-2008

Year/Año/Année Model/Modelo/Modele Engine/Motor/Moteur	Eng. Code Código de motor Code moteur	VIN NIV NIV	GOLD Oil Aceite Huile	ProSelect Oil Aceite Huile	Platinum Oil Aceite Huile	GOLD Air Air Air	ProSelect Air Air Air	GOLD Cabin Air Cabin Air Cabin Air	ProSelect Cabin Air Cabin Air Cabin Air	Platinum Cabin Air Cabin Air Cabin Air	Loc. Cabin Air Cabin Air Cabin Air
--	---	-------------------	--------------------------------	-------------------------------------	------------------------------------	---------------------------	--------------------------------	---	--	---	---

## BMW (Cont'd/Suite)

## 2009 (Cont'd/Suite)

## X6 (Cont'd/Suite)

V8 4.4L 4395cc Turbo	N63B44		7189	27189	N/A	9257 Left 9258 Right	N/A Left N/A Right	9585 <sup>79</sup>	N/A <sup>79</sup>	N/A <sup>79</sup>	1
----------------------	--------	--	------	-------	-----	-------------------------------	-----------------------------	--------------------	-------------------	-------------------	---

## Z4

L6 2.5L 2494cc (Mex.)			1223	21223	41223	6320	26320	4518	N/A	N/A	4
L6 3.0L 2979cc Turbo	N54B30A		7327	27327	47327	9461	29461	4518 <sup>78</sup>	N/A <sup>78</sup>	N/A <sup>78</sup>	4
L6 3.0L 2996cc	N52B30A		7327	27327	47327	9545	N/A	4518 <sup>78</sup>	N/A <sup>78</sup>	N/A <sup>78</sup>	4
L6 3.2L 3246CC (Mex.)			1160	21160	N/A	2839	22839	4518	N/A	N/A	

## 2008

## 120I

L4 2.0L 1995cc (Mex.)			107403	N/A	N/A	209511	N/A	9371	229371	N/A	
-----------------------	--	--	--------	-----	-----	--------	-----	------	--------	-----	--

## 128I

L6 3.0L 2996cc	N51B30A		7327	27327	47327	9056	29056	9371	229371	N/A	1
	N52B30A		7327	27327	47327	9056	29056	9371	229371	N/A	1

## 130I

L6 3.0L 2996cc (Mex.)			7327	27327	47327	9056	29056	N/S	N/S	N/A	
-----------------------	--	--	------	-------	-------	------	-------	-----	-----	-----	--

## 135I

L6 3.0L 2979cc Turbo	N54B30A		7327	27327	47327	9461	29461	9371	229371	N/A	1
----------------------	---------	--	------	-------	-------	------	-------	------	--------	-----	---

## 323 SERIES

L6 2.5L 2494cc	N52		7327	27327	47327	9056	29056	9371	229371	N/A	1
----------------	-----	--	------	-------	-------	------	-------	------	--------	-----	---

## 325 SERIES

L6 2.5L 2497cc (Mex.)			7327	27327	47327			9371	229371	N/A	
-----------------------	--	--	------	-------	-------	--	--	------	--------	-----	--

## 328 SERIES

L6 3.0L 2996cc	N51B30A		7327	27327	47327	9056	29056	9371 <sup>78</sup>	229371 <sup>78</sup>	N/A <sup>78</sup>	1
	N52		7327	27327	47327	9056	29056	9371	229371	N/A	1

## 335 SERIES

L6 3.0L 2979cc Turbo	N54B30A		7327	27327	47327	9461	29461	9371	229371	N/A	8
----------------------	---------	--	------	-------	-------	------	-------	------	--------	-----	---

## 525 SERIES

L6 2.5L 2494cc (Mex.)	N52		7327	27327	47327	2839	22839	N/A	N/A	N/A	
-----------------------	-----	--	------	-------	-------	------	-------	-----	-----	-----	--

## 528 SERIES

L6 3.0L 2996cc	N52B30A		7327	27327	47327	2839	22839	N/A	N/A	N/A	
----------------	---------	--	------	-------	-------	------	-------	-----	-----	-----	--

## 530 SERIES

L6 3.0L 2996cc (Mex.)	N52B30A		7327	27327	47327	2839	22839	9374	229374	N/A	
-----------------------	---------	--	------	-------	-------	------	-------	------	--------	-----	--

## 535 SERIES

L6 3.0L 2979cc Turbo	N54B30A		7327	27327	47327	9461	29461	N/A	N/A	N/A	
----------------------	---------	--	------	-------	-------	------	-------	-----	-----	-----	--

## 550 SERIES

V8 4.8L 4837cc	N62B48B		7175	27175	N/A	9229	N/A	N/A	N/A	N/A	
----------------	---------	--	------	-------	-----	------	-----	-----	-----	-----	--

## 650 SERIES

V8 4.8L 4837cc	N62B48B		7175	27175	N/A	9229	N/A	N/A	N/A	N/A	
----------------	---------	--	------	-------	-----	------	-----	-----	-----	-----	--

## 730 SERIES

L6 3.0L 2996cc (Mex.)	N52B30A		7327	27327	47327	6939	N/A	9360	N/A	N/A	
-----------------------	---------	--	------	-------	-------	------	-----	------	-----	-----	--

## 750 SERIES

V8 4.8L 4837cc	N62B48		7175	27175	N/A	9701	N/A	9360	N/A	N/A	1
----------------	--------	--	------	-------	-----	------	-----	------	-----	-----	---

## 760 SERIES

V12 6.0L 5972cc	N73		7175	27175	N/A	9701	N/A	9360	N/A	N/A	1
V12 6.0L 5972cc (Mex.)	N73					6939	N/A	N/A	N/A	N/A	

## ALPINA B7

V8 4.4L 4398cc Super Charged	N62B44		7171	27171	N/A	6939	N/A	9360	N/A	N/A	
------------------------------	--------	--	------	-------	-----	------	-----	------	-----	-----	--

N/A = Not Available N/R = Not Required N/S = Not Servicible For cabin air locator chart, see pages 5-12 See pages 13-16 for footnotes

1) ProSelect - Normal Driving - Traditional Change Intervals 2) NAPA Gold - Severe Driving - OE Recommended Intervals 3) NAPA Platinum - Harsh Driving - OE Recommended Intervals

N/A = Non disponible N/R = Non nécessaire N/S = Non réparable Voir le tableau des filtres et d'habitacle aux pages 5-12 Voir pages 13-16 pour des notes

1) NAPA ProSelect et Argent - Conduite normale - Intervalles normaux de remplacement 2) NAPA Or - Conduite difficile - Intervalles recommandés par FEO 3) NAPA Platine - Conduite très difficile - Intervalles recommandés par FEO

N/A = No disponible N/R = No requerido N/S = No Servicible Para el aire de la cabina y tabla de localización de filtro, consulte las páginas 5-12 Ver las páginas 13-16 para las notas al pie de página

1) NAPA ProSelect y Plata - Manejo normal - Intervalles normales de cambio 2) NAPA Oro - Manejo difícil - Intervalles recomendados por el OEM 3) NAPA Platino - Manejo muy difícil - Intervalles recomendados por el OEM

Italicized Part Numbers May Not Be Available.

Las piezas con números en *italicas* pueden no estar disponibles.Les numéros de pièce en *italiques* peuvent ne pas être disponibles.



BMW 2008-2007

Pass Car Light Truck - Oil - Air - Cabin

Year/Año/Année Model/Modelo/Modèle Engine/Motor/Moteur	Eng. Code Código de motor Code moteur	VIN NIV NIV	GOLD Oil Aceite Huile	ProSelect Oil Aceite Huile	Platinum Oil Aceite Huile	GOLD Air Aire Air	ProSelect Air Aire Air	GOLD Cabin Air Cabina Aire Cabine Air	ProSelect Cabin Air Cabina Aire Cabine Air	Platinum Cabin Air Cabina Aire Cabine Air	Loc. Cabin Air Cabina Aire Cabine Air
--	---	-------------------	--------------------------------	-------------------------------------	------------------------------------	----------------------------	---------------------------------	--	---	--	--

## BMW (Cont'd/Suite)

## 2008 (Cont'd/Suite)

M3											
V8 4.0L 3999cc	S65B40A		7997	N/A	N/A	N/A	N/A	N/A	N/A	N/A	8
M5											
V10 5.0L 4999cc	S85B50A		7694	N/A	N/A	9714 Left 9715 Right	N/A Left N/A Right	N/A	N/A	N/A	
M6											
V10 5.0L 4999cc	S85B50A		7694	N/A	N/A	9714 Left 9715 Right	N/A Left N/A Right	N/A	N/A	N/A	
X3											
L6 2.5L 2494cc (Mex.)	N52		1223	21223	41223	6320	26320	4673	224673	N/A	1
L6 2.5L si 2497cc (Mex.)			7327	27327	47327	9545	N/A	4673	224673	N/A	
L6 3.0L 2996cc	N52		7327	27327	47327	9545	N/A	4673	224673	N/A	1
X5											
L6 3.0L 2996cc	N52B30A		7327	27327	47327	9888	29888	9585	N/A	N/A	1
V8 4.8L 4837cc	N62B48B		7175	27175	N/A	9897 Left 9898 Right	N/A Left N/A Right	9585	N/A	N/A	1
X6											
L6 3.0L 2979cc Turbo	N54B30A		7327	27327	47327	9555	N/A	9585 <sup>79</sup>	N/A <sup>79</sup>	N/A <sup>79</sup>	1
V8 4.4L 4395cc Turbo	N63B44		7189	27189	N/A	9257 Left 9258 Right	N/A Left N/A Right	9585 <sup>79</sup>	N/A <sup>79</sup>	N/A <sup>79</sup>	1
Z4											
L6 2.5L 2494cc (Mex.)			1223	21223	41223	6320	26320	4518	N/A	N/A	4
L6 2.5L 2497cc (Mex.)			7327	27327	47327	6320	26320	4518	N/A	N/A	
L6 3.0L 2996cc	N52		7327	27327	47327	9545	N/A	4518	N/A	N/A	4
Z4 M COUPE											
L6 3.2L 3245cc	S54		1160	21160	N/A	2839	22839	4518	N/A	N/A	4
Z4 M ROADSTER											
L6 3.2L 3245cc	S54		1160	21160	N/A	2839	22839	4518 <sup>78</sup>	N/A <sup>78</sup>	N/A <sup>78</sup>	4

## 2007

120I											
L4 2.0L 1995cc (Mex.)			107403	N/A	N/A	209511	N/A	9371	229371	N/A	
130I											
L6 3.0L 2996cc (Mex.)			7327	27327	47327	N/S	N/S	N/S	N/S	N/A	
323 SERIES											
L6 2.5L 2494cc	N52		7327	27327	47327	9056	29056	9371	229371	N/A	1
325 SERIES											
L6 2.5L 2497cc (Mex.)			7327	27327	47327			9371	229371	N/A	
328 SERIES											
L6 3.0L 2996cc	N51B30A		7327	27327	47327	9056	29056	9371 <sup>78</sup>	229371 <sup>78</sup>	N/A <sup>78</sup>	1
	N52		7327	27327	47327	9056	29056	9371	229371	N/A	1
330 SERIES											
L6 3.0L 2979cc	M54		1223	21223	41223	6320	26320	4673	224673	N/A	1
L6 3.0L 2996cc	N52		7327	27327	47327	9056	29056	9371	229371	N/A	8

N/A = Not Available N/R = Not Required N/S = Not Servicable For cabin air locator chart, see pages 5-12 See pages 13-16 for footnotes

1) ProSelect - Normal Driving - Traditional Change Intervals 2) NAPA Gold - Severe Driving - OE Recommended Intervals 3) NAPA Platinum - Harsh Driving - OE Recommend Intervals

N/A = Non disponible N/R = Non nécessaire N/S = Non réparable Voir le tableau des filtres et d'habitacle aux pages 5-12 Voir pages 13-16 pour des notes

1) NAPA ProSelect et Argent - Conduite normale - Intervalles normaux de remplacement 2) NAPA Or - Conduite difficile - Intervalles recommandés par FEO 3) NAPA Platine - Conduite très difficile - Intervalles recommandés par FEO

N/A = No disponible N/R = No requerido N/S = No Servicable Para el aire de la cabina y tabla de localización de filtro, consulte las páginas 5-12 Ver las páginas 13-16 para las notas al pie de página

1) NAPA ProSelect y Plata - Manejo normal - Intervalles normales de cambio 2) NAPA Oro - Manejo difícil - Intervalles recomendados por el OEM 3) NAPA Platino - Manejo muy difícil - Intervalles recomendados por el OEM

Italicized Part Numbers May Not Be Available.

Las piezas con números en *italicas* pueden no estar disponibles.  
Les numéros de pièce en *italiques* peuvent ne pas être disponibles.



Pass Car Light Truck - Oil - Air - Cabin

BMW 2007-2006

Year/Año/Année Model/Modelo/Modèle Engine/Motor/Moteur	Eng. Code Código de motor Code moteur	VIN NIV NIV	GOLD Oil Aceite Huile	ProSelect Oil Aceite Huile	Platinum Oil Aceite Huile	GOLD Air Air Air	ProSelect Air Air Air	GOLD Cabin Air Cabina Aire Cabine Air	ProSelect Cabin Air Cabina Aire Cabine Air	Platinum Cabin Air Cabina Aire Cabine Air	Loc. Cabin Air Cabina Aire Cabine Air
--	---	-------------------	--------------------------------	-------------------------------------	------------------------------------	---------------------------	--------------------------------	--	---	--	--

BMW (Cont'd/Suite)

**2007** (Cont'd/Suite)

**335 SERIES**

L6 3.0L 2979cc Turbo	N54B30A		7327	27327	47327	9461	29461	9371 <sup>78</sup>	229371 <sup>78</sup>	N/A <sup>78</sup>	8
----------------------	---------	--	------	-------	-------	------	-------	--------------------	----------------------	-------------------	---

**525 SERIES**

L6 2.5L 2494cc (Mex.)	N52		7327	27327	47327	2839	22839	9374	229374	N/A	
L6 3.0L 2996cc	N52		7327	27327	47327	2839	22839	9374 <sup>79</sup>	229374 <sup>79</sup>	N/A <sup>79</sup>	1

**530 SERIES**

L6 3.0L 2996cc	N52		7327	27327	47327	2839	22839	9374 <sup>79</sup>	229374 <sup>79</sup>	N/A <sup>79</sup>	1
----------------	-----	--	------	-------	-------	------	-------	--------------------	----------------------	-------------------	---

**550 SERIES**

V8 4.8L 4837cc	N62B48B		7175	27175	N/A	9229	N/A	9374 <sup>79</sup>	229374 <sup>79</sup>	N/A <sup>79</sup>	1
----------------	---------	--	------	-------	-----	------	-----	--------------------	----------------------	-------------------	---

**650 SERIES**

V8 4.8L 4799cc (Mex.)			7175	27175	N/A	9229	N/A	9374	229374	N/A	
V8 4.8L 4837cc	N62B48B		7175	27175	N/A	9229	N/A	9374	229374	N/A	1

**730 SERIES**

L6 3.0L 2996cc (Mex.)	N52B30A		7327	27327	47327	6939	N/A	9360	N/A	N/A	
-----------------------	---------	--	------	-------	-------	------	-----	------	-----	-----	--

**750 SERIES**

V8 4.8L 4837cc	N62B48		7175	27175	N/A	9701	N/A	9360	N/A	N/A	1
----------------	--------	--	------	-------	-----	------	-----	------	-----	-----	---

**760 SERIES**

V12 6.0L 5972cc	N73		7175	27175	N/A	9701	N/A	9360	N/A	N/A	1
V12 6.0L 5972cc (Mex.)	N73					6939	N/A	N/A	N/A	N/A	

**ALPINA B7**

V8 4.4L 4398cc Super Charged	N62B44		7171	27171	N/A	6939	N/A	9360	N/A	N/A	
------------------------------	--------	--	------	-------	-----	------	-----	------	-----	-----	--

**M5**

V10 5.0L 4999cc	S85B50A		7694	N/A	N/A	9714 Left 9715 Right	N/A Left N/A Right	9374 <sup>78</sup>	229374 <sup>78</sup>	N/A <sup>78</sup>	1
-----------------	---------	--	------	-----	-----	-------------------------------	-----------------------------	--------------------	----------------------	-------------------	---

**M6**

V10 5.0L 4999cc	S85B50A		7694	N/A	N/A	9714 Left 9715 Right	N/A Left N/A Right	9374 <sup>79</sup>	229374 <sup>79</sup>	N/A <sup>79</sup>	1
-----------------	---------	--	------	-----	-----	-------------------------------	-----------------------------	--------------------	----------------------	-------------------	---

**X3**

L6 2.5L 2494cc (Mex.)	N52		1223	21223	41223	6320	26320	4673	224673	N/A	1
L6 2.5L si 2497cc (Mex.)			7327	27327	47327	9545	N/A	4673	224673	N/A	
L6 3.0L 2996cc	N52		7327	27327	47327	9545	N/A	4673 <sup>78</sup>	224673 <sup>78</sup>	N/A <sup>78</sup>	1

**X5**

L6 3.0L 2996cc	N52B30A		7327	27327	47327	9888	29888	9585 <sup>78</sup>	N/A <sup>78</sup>	N/A <sup>78</sup>	1
V8 4.8L 4837cc	N62B48B		7175	27175	N/A	9897 Left 9898 Right	N/A Left N/A Right	9585 <sup>79</sup>	N/A <sup>79</sup>	N/A <sup>79</sup>	1

**Z4**

L6 2.5L 2494cc (Mex.)			1223	21223	41223	6320	26320	N/A	N/A	N/A	
L6 3.0L 2996cc	N52		7327	27327	47327	9545	N/A	4518 <sup>78</sup>	N/A <sup>78</sup>	N/A <sup>78</sup>	4

**Z4 M COUPE**

L6 3.2L 3245cc	S54		1160	21160	N/A	2839	22839	4518 <sup>78</sup>	N/A <sup>78</sup>	N/A <sup>78</sup>	4
----------------	-----	--	------	-------	-----	------	-------	--------------------	-------------------	-------------------	---

**Z4 M ROADSTER**

L6 3.2L 3245cc	S54		1160	21160	N/A	2839	22839	4518 <sup>78</sup>	N/A <sup>78</sup>	N/A <sup>78</sup>	4
----------------	-----	--	------	-------	-----	------	-------	--------------------	-------------------	-------------------	---

**2006**

**120I**

L4 2.0L 1995cc (Mex.)			107403	N/A	N/A	209511	N/A	9371	229371	N/A	
-----------------------	--	--	--------	-----	-----	--------	-----	------	--------	-----	--

N/A = Not Available N/R = Not Required N/S = Not Servicable For cabin air locator chart, see pages 5-12 See pages 13-16 for footnotes

1) ProSelect - Normal Driving - Traditional Change Intervals 2) NAPA Gold - Severe Driving - OE Recommended intervals 3) NAPA Platinum - Harsh Driving - OE Recommend Intervals

N/A = Non disponible N/R = Non nécessaire N/S = Non réparable Voir le tableau des filtres et d'habitacle aux pages 5-12 Voir pages 13-16 pour des notes

1) NAPA ProSelect et Argent - Conduite normale - Intervalles normaux de remplacement 2) NAPA Or - Conduite difficile - Intervalles recommandés par FEO 3) NAPA Platine - Conduite très difficile - Intervalles recommandés par FEO

N/A = No disponible N/R = No requerido N/S = No Servicable Para el aire de la cabina y tabla de localización de filtro, consulte las páginas 5-12 Ver las páginas 13-16 para las notas al pie de página

1) NAPA ProSelect y Plata - Manejo normal - Intervalles normales de cambio 2) NAPA Oro - Manejo difícil - Intervalles recomendados por el OEM 3) NAPA Platino - Manejo muy difícil - Intervalles recomendados por el OEM

*Italicized Part Numbers May Not Be Available.*

Las piezas con números en *italicas* pueden no estar disponibles.

Les numéros de pièce en *italiques* peuvent ne pas être disponibles.

P  
a  
s  
s  
C  
a  
r  
L  
i  
g  
h  
t  
T  
r  
u  
c  
k  
O  
i  
l  
-  
A  
i  
r  
-  
C  
a  
b  
i  
n



BMW 2006

## Pass Car Light Truck - Oil - Air - Cabin

Year/Año/Année Model/Modelo/Modèle Engine/Motor/Moteur	Eng. Code Código de motor Code moteur	VIN NIV NIV	GOLD Oil Aceite Huile	ProSelect Oil Aceite Huile	Platinum Oil Aceite Huile	GOLD Air Aire Air	ProSelect Air Aire Air	GOLD Cabin Air Cabina Aire Cabine Air	ProSelect Cabin Air Cabina Aire Cabine Air	Platinum Cabin Air Cabina Aire Cabine Air	Loc. Cabin Air Cabina Aire Cabine Air
--	---	-------------------	--------------------------------	-------------------------------------	------------------------------------	----------------------------	---------------------------------	--	---	--	--

## BMW (Cont'd/Suite)

2006 (Cont'd/Suite)

<b>130I</b>											
L6 3.0L 2996cc (Mex.)			7327	27327	47327	N/S	N/S	N/S	N/S	N/A	
<b>323 SERIES</b>											
L6 2.5L 2494cc	N52		7327	27327	47327	9056	29056	9371	229371	N/A	1
<b>325 SERIES</b>											
L6 2.5L 2494cc 152 CID	M54		1223	21223 <sup>70</sup>	41223	6320	26320	4673 <sup>78</sup>	224673 <sup>78</sup>	N/A <sup>78</sup>	1
L6 3.0L 2996cc	N52		7327	27327	47327	9056	29056	9371	229371	N/A	8
<b>330 SERIES</b>											
L6 3.0L 2979cc	M54		1223	21223 <sup>70</sup>	41223	6320	26320	4673 <sup>78</sup>	224673 <sup>78</sup>	N/A <sup>78</sup>	1
L6 3.0L 2996cc	N52		7327	27327	47327	9056	29056	9371	229371	N/A	8
<b>525 SERIES</b>											
L6 2.5L 2494cc (Mex.)	N52		7327	27327	47327	2839	22839	9374	229374	N/A	
L6 2.5L 2497cc (Mex.)			7327	27327	47327	2839	22839	9374	229374	N/A	
L6 3.0L 2996cc	N52		7327	27327	47327	2839	22839	9374 <sup>79</sup>	229374 <sup>79</sup>	N/A <sup>79</sup>	1
<b>530 SERIES</b>											
L6 3.0L 2996cc	N52		7327	27327	47327	2839	22839	9374 <sup>79</sup>	229374 <sup>79</sup>	N/A <sup>79</sup>	1
<b>545 SERIES</b>											
V8 4.4L 4398cc	N62		7171	27171	N/A	9229	N/A	9374	229374	N/A	1
<b>550 SERIES</b>											
V8 4.8L 4837cc	N62B48B		7175	27175	N/A	9229	N/A	9374	229374	N/A	1
<b>650 SERIES</b>											
V8 4.8L 4837cc	N62B48B		7175	27175	N/A	N/A 9229	N/A N/A	9374	229374	N/A	1
<b>730 SERIES</b>											
L6 3.0L 2996cc (Mex.)	N52B30A		7327	27327	47327	6939	N/A	9360	N/A	N/A	
<b>750 SERIES</b>											
V8 4.8L 4837cc	N62B48		7175	27175	N/A	6939 <sup>352</sup> 9701 <sup>353</sup>	N/A <sup>352</sup> N/A <sup>353</sup>	9360	N/A	N/A	1
<b>760 SERIES</b>											
V12 6.0L 5972cc	N73		7175	27175	N/A	6939	N/A	9360	N/A	N/A	1
<b>M3</b>											
L6 3.2L 3245cc	S54		1160	21160	N/A	6320	26320	4673 <sup>78</sup>	224673 <sup>78</sup>	N/A <sup>78</sup>	1
<b>M5</b>											
V10 5.0L 4999cc	S85B50A		7694	N/A	N/A	9714 Left 9715 Right	N/A Left N/A Right	9374	229374	N/A	1
<b>M6</b>											
V10 5.0L 4999cc	S85B50A		7694	N/A	N/A	N/A 9714 Left 9715 Right	N/A N/A Left N/A Right	9374	229374	N/A	1
<b>X3</b>											
L6 2.5L 2494cc	N52		1223	21223 <sup>70</sup>	41223	6320	26320	4673	224673	N/A	1
L6 3.0L 2979cc	M54		1223	21223 <sup>70</sup>	41223	6320	26320	4673 <sup>78</sup>	224673 <sup>78</sup>	N/A <sup>78</sup>	1
<b>X5</b>											
L6 3.0L 2979cc	M54		1223	21223 <sup>70</sup>	41223	N/A 9907	N/A 29907	4827	224827	N/A	8
V8 4.4L 4398cc	N62		7171	27171	N/A	2295	22295	4827	224827	N/A	8
V8 4.8L 4837cc	N62B48		7171	27171	N/A	2295	22295	4827	224827	N/A	8

N/A = Not Available N/R = Not Required N/S = Not Servicable For cabin air locator chart, see pages 5-12 See pages 13-16 for footnotes

1) ProSelect - Normal Driving - Traditional Change Intervals 2) NAPA Gold - Severe Driving - OE Recommended intervals 3) NAPA Platinum - Harsh Driving - OE Recommend Intervals

N/A = Non disponible N/R = Non nécessaire N/S = Non réparable Voir le tableau des filtres et d'habitacle aux pages 5-12 Voir pages 13-16 pour des notes

1) NAPA ProSelect et Argent - Conduite normale - Intervalles normaux de remplacement 2) NAPA Or - Conduite difficile - Intervalles recommandés par FEO 3) NAPA Platine - Conduite très difficile - Intervalles recommandés par FEO

N/A = No disponible N/R = No requerido N/S = No Servicable Para el aire de la cabina y tabla de localización de filtro, consulte las páginas 5-12 Ver las páginas 13-16 para las notas al pie de página

1) NAPA ProSelect y Plata - Manejo normal - Intervalos normales de cambio 2) NAPA Oro - Manejo difícil - Intervalos recomendados por el OEM 3) NAPA Platino - Manejo muy difícil - Intervalos recomendados por el OEM

Italicized Part Numbers May Not Be Available.

Las piezas con números en *italicas* pueden no estar disponibles.  
Les numéros de pièce en *italiques* peuvent ne pas être disponibles.



Pass Car Light Truck - Oil - Air - Cabin

BMW 2006-2005

Year/Año/Année Model/Modelo/Modèle Engine/Motor/Moteur	Eng. Code Código de motor Code moteur	VIN NIV NIV	GOLD Oil Aceite Huile	ProSelect Oil Aceite Huile	Platinum Oil Aceite Huile	GOLD Air Aire Air	ProSelect Air Aire Air	GOLD Cabin Air Cabina Aire Cabine Air	ProSelect Cabin Air Cabina Aire Cabine Air	Platinum Cabin Air Cabina Aire Cabine Air	Loc. Cabin Air Cabina Aire Cabine Air
--	---	-------------------	--------------------------------	-------------------------------------	------------------------------------	----------------------------	---------------------------------	--	---	--	--

BMW (Cont'd/Suite)

**2006** (Cont'd/Suite)

Z4

L6 2.5L 2494cc (Mex.)			1223	21223	41223	6320	26320	N/A	N/A	N/A	
L6 3.0L 2979cc	M54		1223	21223 <sup>70</sup>	41223	6320	26320	4518 <sup>78</sup> N/A <sup>78</sup>	N/A <sup>78</sup> N/A <sup>78</sup>	N/A <sup>78</sup> N/A <sup>78</sup>	4 4
L6 3.0L 2996cc	N52		7327	27327	47327	9545	N/A	4518	N/A	N/A	4

Z4 M COUPE

L6 3.2L 3245cc	S54		1160	21160	N/A	2839	22839	4518 <sup>78</sup>	N/A <sup>78</sup>	N/A <sup>78</sup>	4
----------------	-----	--	------	-------	-----	------	-------	--------------------	-------------------	-------------------	---

Z4 M ROADSTER

L6 3.2L 3245cc	S54		1160	21160	N/A	2839	22839	4518 <sup>78</sup>	N/A <sup>78</sup>	N/A <sup>78</sup>	4
----------------	-----	--	------	-------	-----	------	-------	--------------------	-------------------	-------------------	---

**2005**

120I

L4 2.0L 1995cc (Mex.)			107403	N/A	N/A	209511	N/A	9371	229371	N/A	
-----------------------	--	--	--------	-----	-----	--------	-----	------	--------	-----	--

320I

L6 2.2L 2171cc			1223	21223 <sup>70</sup>	41223	6320	26320	4673 <sup>78</sup>	224673 <sup>78</sup>	N/A <sup>78</sup>	1
----------------	--	--	------	---------------------	-------	------	-------	--------------------	----------------------	-------------------	---

325 SERIES

L6 2.5L 2494cc	M56		1223	21223 <sup>70</sup>	41223	6320	26320	4673 <sup>78</sup>	224673 <sup>78</sup>	N/A <sup>78</sup>	1
L6 2.5L 2494cc 152 CID	M54		1223	21223 <sup>70</sup>	41223	6320	26320	4673 <sup>78</sup>	224673 <sup>78</sup>	N/A <sup>78</sup>	1

330 SERIES

L6 3.0L 2979cc	M54		1223	21223 <sup>70</sup>	41223	6320	26320	4673 <sup>78</sup>	224673 <sup>78</sup>	N/A <sup>78</sup>	1
----------------	-----	--	------	---------------------	-------	------	-------	--------------------	----------------------	-------------------	---

525 SERIES

L6 2.5L 2494cc 152 CID	M54		1223	21223 <sup>70</sup>	41223	2839	22839	9374 <sup>79</sup>	229374 <sup>79</sup>	N/A <sup>79</sup>	1
------------------------	-----	--	------	---------------------	-------	------	-------	--------------------	----------------------	-------------------	---

530 SERIES

L6 3.0L 2979cc	M54		1223	21223 <sup>70</sup>	41223	2839	22839	9372	229372	N/A	1
----------------	-----	--	------	---------------------	-------	------	-------	------	--------	-----	---

535 SERIES

L6 3.0L 2993cc Diesel (Mex.)			7560	N/A	N/A	N/A	N/A	9374	229374	N/A	
------------------------------	--	--	------	-----	-----	-----	-----	------	--------	-----	--

545 SERIES

V8 4.4L 4398cc	N62		7171	27171	N/A	9229	N/A	9374 <sup>79</sup>	229374 <sup>79</sup>	N/A <sup>79</sup>	1
----------------	-----	--	------	-------	-----	------	-----	--------------------	----------------------	-------------------	---

645 SERIES

V8 4.4L 4398cc	N62		7171	27171	N/A	9229	N/A	9374	229374	N/A	8
----------------	-----	--	------	-------	-----	------	-----	------	--------	-----	---

730 SERIES

L6 3.0L 2996cc (Mex.)	N52B30A		7327	27327	47327	6939	N/A	9360	N/A	N/A	
-----------------------	---------	--	------	-------	-------	------	-----	------	-----	-----	--

745 SERIES

V8 4.4L 4398cc	N62		7171	27171	N/A	6939	N/A	9360	N/A	N/A	1
----------------	-----	--	------	-------	-----	------	-----	------	-----	-----	---

760 SERIES

V12 6.0L 5972cc	N73		7171	27171	N/A	6939	N/A	9360	N/A	N/A	1
-----------------	-----	--	------	-------	-----	------	-----	------	-----	-----	---

M3

L6 3.2L 3245cc	S54		1160	21160	N/A	6320	26320	4673 <sup>78</sup>	224673 <sup>78</sup>	N/A <sup>78</sup>	1
----------------	-----	--	------	-------	-----	------	-------	--------------------	----------------------	-------------------	---

X3

L6 2.5L 2494cc 152 CID	M54		1223	21223 <sup>70</sup>	41223	6320	26320	4673 <sup>78</sup>	224673 <sup>78</sup>	N/A <sup>78</sup>	1
L6 3.0L 2979cc	M54		1223	21223 <sup>70</sup>	41223	6320	26320	4673 <sup>78</sup>	224673 <sup>78</sup>	N/A <sup>78</sup>	1

X5

L6 3.0L 2979cc	M54		1223	21223 <sup>70</sup>	41223	9907	29907	4827	224827	N/A	8
V8 4.4L 4398cc	N62		7171	27171	N/A	2295	22295	4827	224827	N/A	8
V8 4.8L 4837cc	N62B48		7171	27171	N/A	2295	22295	4827	224827	N/A	8

Z4

L6 2.5L 2494cc 152 CID	M54		1223	21223 <sup>70</sup>	41223	6320	26320	4518 <sup>79</sup> N/A <sup>79</sup>	N/A <sup>79</sup> N/A <sup>79</sup>	N/A <sup>79</sup> N/A <sup>79</sup>	4 4
L6 3.0L 2979cc	M54		1223	21223 <sup>70</sup>	41223	6320	26320	4518 <sup>78</sup> N/A <sup>78</sup>	N/A <sup>78</sup> N/A <sup>78</sup>	N/A <sup>78</sup> N/A <sup>78</sup>	4 4

N/A = Not Available N/R = Not Required N/S = Not Servicable For cabin air locator chart, see pages 5-12 See pages 13-16 for footnotes

1) ProSelect - Normal Driving - Traditional Change Intervals 2) NAPA Gold - Severe Driving - OE Recommended intervals 3) NAPA Platinum - Harsh Driving - OE Recommend Intervals

N/A = Non disponible N/R = Non nécessaire N/S = Non réparable Voir le tableau des filtres et d'habitacle aux pages 5-12 Voir pages 13-16 pour des notes

1) NAPA ProSelect et Argent - Conduite normale - Intervalles normaux de remplacement 2) NAPA Or - Conduite difficile - Intervalles recommandés par FEO 3) NAPA Platine - Conduite très difficile - Intervalles recommandés par FEO

N/A = No disponible N/R = No requerido N/S = No Servicable Para el aire de la cabina y tabla de localización de filtro, consulte las páginas 5-12 Ver las páginas 13-16 para las notas al pie de página

1) NAPA ProSelect y Plata - Manejo normal - Intervalos normales de cambio 2) NAPA Oro - Manejo difícil - Intervalos recomendados por el OEM 3) NAPA Platino - Manejo muy difícil - Intervalos recomendados por el OEM

*Italicized Part Numbers May Not Be Available.*

Las piezas con números en *italicas* pueden no estar disponibles.

Les numéros de pièce en *italiques* peuvent ne pas être disponibles.

P  
a  
s  
s  
C  
a  
r  
L  
i  
g  
h  
t  
T  
r  
u  
c  
k  
O  
i  
l  
-  
A  
i  
r  
-  
C  
a  
b  
i  
n



BMW 2004-2003

Pass Car Light Truck - Oil - Air - Cabin

Year/Año/Année Model/Modelo/Modele Engine/Motor/Moteur	Eng. Code Código de motor Code moteur	VIN NIV NIV	GOLD Oil Aceite Huile	ProSelect Oil Aceite Huile	Platinum Oil Aceite Huile	GOLD Air Aire Air	ProSelect Air Aire Air	GOLD Cabin Air Cabina Aire Cabine Air	ProSelect Cabin Air Cabina Aire Cabine Air	Platinum Cabin Air Cabina Aire Cabine Air	Loc. Cabin Air Cabina Aire Cabine Air
--	---	-------------------	--------------------------------	-------------------------------------	------------------------------------	----------------------------	---------------------------------	--	---	--	--

## BMW (Cont'd/Suite)

2004

320I			1223	21223 <sup>70</sup>	41223	6320	26320	4673 <sup>78</sup>	224673 <sup>78</sup>	N/A <sup>78</sup>	1
<b>325 SERIES</b>											
L6 2.5L 2494cc	M56		1223	21223 <sup>70</sup>	41223	6320	26320	4673 <sup>78</sup>	224673 <sup>78</sup>	N/A <sup>78</sup>	1
L6 2.5L 2494cc 152 CID	M54		1223	21223 <sup>70</sup>	41223	6320	26320	4673 <sup>78</sup>	224673 <sup>78</sup>	N/A <sup>78</sup>	1
<b>330 SERIES</b>											
L6 3.0L 2979cc	M54		1223 <sup>53</sup>	21223 <sup>70</sup>	41223	6320	26320	4673 <sup>78</sup>	224673 <sup>78</sup>	N/A <sup>78</sup>	1
<b>525 SERIES</b>											
L6 2.5L 2494cc 152 CID	M54		1223	21223 <sup>70</sup>	41223	2839	22839	9374 <sup>79</sup>	229374 <sup>79</sup>	N/A <sup>79</sup>	1
<b>530 SERIES</b>											
L6 3.0L 2979cc	M54		1223	21223 <sup>70</sup>	41223	2839	22839	9374	229374	N/A	1
<b>535 SERIES</b>											
L6 3.0L 2993cc Diesel (Mex.)			7560	N/A	N/A	N/A	N/A	9374	229374	N/A	
<b>545 SERIES</b>											
V8 4.4L 4398cc	N62		7171	27171	N/A	9229	N/A	9374 <sup>79</sup>	229374 <sup>79</sup>	N/A <sup>79</sup>	1
<b>645 SERIES</b>											
V8 4.4L 4398cc	N62		7171	27171	N/A	9229	N/A	N/R	N/R	N/R	
<b>745 SERIES</b>											
V8 4.4L 4398cc	N62		7171	27171	N/A	6939	N/A	9360	N/A	N/A	1
<b>760 SERIES</b>											
V12 6.0L 5972cc	N73		7171	27171	N/A	6939	N/A	9360	N/A	N/A	1
<b>M3</b>											
L6 3.2L 3245cc	S54		1160	21160	N/A	6320	26320	4673 <sup>78</sup>	224673 <sup>78</sup>	N/A <sup>78</sup>	1
<b>X3</b>											
L6 2.5L 2494cc 152 CID	M54		1223	21223 <sup>70</sup>	41223	6320	26320	4673 <sup>78</sup>	224673 <sup>78</sup>	N/A <sup>78</sup>	1
L6 3.0L 2979cc	M54		1223	21223 <sup>70</sup>	41223	6320	26320	4673 <sup>78</sup>	224673 <sup>78</sup>	N/A <sup>78</sup>	1
<b>X5</b>											
L6 3.0L 2979cc	M54		1223	21223 <sup>70</sup>	41223	9907	29907	4827	224827	N/A	8
V8 4.4L 4398cc	N62		7171	27171	N/A	2295	22295	4827	224827	N/A	8
V8 4.8L 4837cc	N62B48		7171	27171	N/A	2295	22295	4827	224827	N/A	8
<b>Z4</b>											
L6 2.5L 2494cc 152 CID	M54		1223	21223 <sup>70</sup>	41223	6320	26320	N/R	N/R	N/R	
L6 3.0L 2979cc	M54		1223	21223 <sup>70</sup>	41223	6320	26320	4518 <sup>78</sup>	N/A <sup>78</sup>	N/A <sup>78</sup>	3
<b>Z8</b>											
V8 5.0L 4941cc	S62		1186	21186	N/A	2295	22295	N/A	N/A	N/A	

2003

320I			1223	21223 <sup>70</sup>	41223	6320	26320	4673	224673	N/A	1
<b>325 SERIES</b>											
L6 2.5L 2494cc	M56		1223	21223 <sup>70</sup>	41223	6320	26320	4673 <sup>78</sup>	224673 <sup>78</sup>	N/A <sup>78</sup>	1
L6 2.5L 2494cc 152 CID	M54		1223	21223 <sup>70</sup>	41223	6320	26320	4673	224673	N/A	1
<b>330 SERIES</b>											
L6 3.0L 2979cc	M54		1223	21223 <sup>70</sup>	41223	6320	26320	4673	224673	N/A	1
<b>525 SERIES</b>											
L6 2.5L 2494cc 152 CID	M54		1223	21223 <sup>70</sup>	41223	6320	26320	9372	229372	N/A	1
<b>530 SERIES</b>											
L6 3.0L 2979cc	M54		1223	21223 <sup>70</sup>	41223	6320	26320	9372	229372	N/A	1
<b>540 SERIES</b>											
V8 4.4L 4398cc	M62		1186	21186	N/A	2295	22295	9372	229372	N/A	1

N/A = Not Available N/R = Not Required N/S = Not Servicable For cabin air locator chart, see pages 5-12 See pages 13-16 for footnotes

1) ProSelect - Normal Driving - Traditional Change Intervals 2) NAPA Gold - Severe Driving - OE Recommended intervals 3) NAPA Platinum - Harsh Driving - OE Recommend Intervals

N/A = Non disponible N/R = Non nécessaire N/S = Non réparable Voir le tableau des filtres et d'habitacle aux pages 5-12 Voir pages 13-16 pour des notes

1) NAPA ProSelect et Argent - Conduite normale - Intervalles normaux de remplacement 2) NAPA Or - Conduite difficile - Intervalles recommandés par FEO 3) NAPA Platine - Conduite très difficile - Intervalles recommandés par FEO

N/A = No disponible N/R = No requerido N/S = No Servicable Para el aire de la cabina y tabla de localización de filtro, consulte las páginas 5-12 Ver las páginas 13-16 para las notas al pie de página

1) NAPA ProSelect y Plata - Manejo normal - Intervalos normales de cambio 2) NAPA Oro - Manejo difícil - Intervalos recomendados por el OEM 3) NAPA Platino - Manejo muy difícil - Intervalos recomendados por el OEM

Italicized Part Numbers May Not Be Available.

Las piezas con números en *italicas* pueden no estar disponibles.  
Les numéros de pièce en *italiques* peuvent ne pas être disponibles.





Pass Car Light Truck - Oil - Air - Cabin

BMW 2003-2002

Year/Año/Année Model/Modelo/Modèle Engine/Motor/Moteur	Eng. Code Código de motor Code moteur	VIN NIV NIV	GOLD Oil Aceite Huile	ProSelect Oil Aceite Huile	Platinum Oil Aceite Huile	GOLD Air Aire Air	ProSelect Air Aire Air	GOLD Cabin Air Cabina Aire Cabine Air	ProSelect Cabin Air Cabina Aire Cabine Air	Platinum Cabin Air Cabina Aire Cabine Air	Loc. Cabin Air Cabina Aire Cabine Air
--	---	-------------------	--------------------------------	-------------------------------------	------------------------------------	----------------------------	---------------------------------	--	---	--	--

BMW (Cont'd/Suite)

**2003** (Cont'd/Suite)

**745 SERIES**

V8 4.4L 4398cc	N62		7171	27171	N/A	6939	N/A	9360	N/A	N/A	1
----------------	-----	--	------	-------	-----	------	-----	------	-----	-----	---

**760 SERIES**

V12 6.0L 5972cc	N73		7171	27171	N/A	6939	N/A	9360	N/A	N/A	1
-----------------	-----	--	------	-------	-----	------	-----	------	-----	-----	---

**ALPINA ROADSTER**

V8 4.8L 4837cc			1186	21186	N/A	2295	22295	N/R	N/R	N/R	
----------------	--	--	------	-------	-----	------	-------	-----	-----	-----	--

**M3**

L6 3.2L 3245cc	S54		1160	21160	N/A	6320	26320	4673	224673	N/A	1
----------------	-----	--	------	-------	-----	------	-------	------	--------	-----	---

**M5**

V8 5.0L 4941cc	S62		1186	21186	N/A	2295	22295	9372	229372	N/A	1
----------------	-----	--	------	-------	-----	------	-------	------	--------	-----	---

**X5**

L6 3.0L 2979cc	M54		1223	21223 <sup>70</sup>	41223	9907	29907	4827	224827	N/A	8
----------------	-----	--	------	---------------------	-------	------	-------	------	--------	-----	---

V8 4.4L 4398cc	M62		1186	21186	N/A	2295	22295	4827	224827	N/A	8
----------------	-----	--	------	-------	-----	------	-------	------	--------	-----	---

V8 4.6L 4598cc	M62		1186	21186	N/A	2295	22295	4827	224827	N/A	8
----------------	-----	--	------	-------	-----	------	-------	------	--------	-----	---

**Z4**

L6 2.5L 2494cc 152 CID	M54		1223	21223 <sup>70</sup>	41223	6320	26320	N/R	N/R	N/R	
------------------------	-----	--	------	---------------------	-------	------	-------	-----	-----	-----	--

L6 3.0L 2979cc	M54		1223	21223 <sup>70</sup>	41223	6320	26320	4518	N/A	N/A	3
----------------	-----	--	------	---------------------	-------	------	-------	------	-----	-----	---

**Z8**

V8 4.8L 4837CC			1186	21186	N/A	2295	22295	N/A	N/A	N/A	
----------------	--	--	------	-------	-----	------	-------	-----	-----	-----	--

V8 5.0L 4941cc	S62		1186	21186	N/A	2295	22295	N/A	N/A	N/A	
----------------	-----	--	------	-------	-----	------	-------	-----	-----	-----	--

**2002**

**320I**

L6 2.2L 2171cc			1223	21223 <sup>70</sup>	41223	6320	26320	4673 <sup>78</sup>	224673 <sup>78</sup>	N/A <sup>78</sup>	1
----------------	--	--	------	---------------------	-------	------	-------	--------------------	----------------------	-------------------	---

**325 SERIES**

L6 2.5L 2494cc 152 CID	M54		1223	21223 <sup>70</sup>	41223	6320	26320	4673 <sup>78</sup>	224673 <sup>78</sup>	N/A <sup>78</sup>	1
------------------------	-----	--	------	---------------------	-------	------	-------	--------------------	----------------------	-------------------	---

**330 SERIES**

L6 3.0L 2979cc	M54		1223	21223 <sup>70</sup>	41223	6320	26320	4673	224673	N/A	1
----------------	-----	--	------	---------------------	-------	------	-------	------	--------	-----	---

**525 SERIES**

L6 2.5L 2494cc 152 CID	M54		1223	21223 <sup>70</sup>	41223	6320	26320	9372	229372	N/A	1
------------------------	-----	--	------	---------------------	-------	------	-------	------	--------	-----	---

**530 SERIES**

L6 3.0L 2979cc	M54		1223	21223 <sup>70</sup>	41223	6320	26320	9372	229372	N/A	1
----------------	-----	--	------	---------------------	-------	------	-------	------	--------	-----	---

**540 SERIES**

V8 4.4L 4398cc	M62		1186	21186	N/A	2295	22295	9372	229372	N/A	1
----------------	-----	--	------	-------	-----	------	-------	------	--------	-----	---

**745 SERIES**

V8 4.4L 4398cc	N62		7171	27171	N/A	6939	N/A	9360	N/A	N/A	1
----------------	-----	--	------	-------	-----	------	-----	------	-----	-----	---

**M3**

L6 3.2L 3245cc	S54		1160	21160	N/A	6320	26320	4673 <sup>78</sup>	224673 <sup>78</sup>	N/A <sup>78</sup>	1
----------------	-----	--	------	-------	-----	------	-------	--------------------	----------------------	-------------------	---

**M5**

V8 5.0L 4941cc	S62		1186	21186	N/A	2295	22295	9372	229372	N/A	1
----------------	-----	--	------	-------	-----	------	-------	------	--------	-----	---

**X5**

L6 3.0L 2979cc	M54		1223	21223 <sup>70</sup>	41223	9907	29907	4827	224827	N/A	8
----------------	-----	--	------	---------------------	-------	------	-------	------	--------	-----	---

V8 4.4L 4398cc	M62		1186	21186	N/A	2295	22295	4827	224827	N/A	8
----------------	-----	--	------	-------	-----	------	-------	------	--------	-----	---

V8 4.6L 4598cc	M62		1186	21186	N/A	2295	22295	4827	224827	N/A	8
----------------	-----	--	------	-------	-----	------	-------	------	--------	-----	---

**Z3**

L6 2.2L 2171cc (Mex.)			1223	21223	41223	6320	26320	N/A	N/A	N/A	
-----------------------	--	--	------	-------	-------	------	-------	-----	-----	-----	--

L6 2.5L 2494cc 152 CID	M54		1223	21223 <sup>70</sup>	41223	6320	26320	N/R	N/R	N/R	
------------------------	-----	--	------	---------------------	-------	------	-------	-----	-----	-----	--

L6 3.0L 2979cc	M54		1223	21223 <sup>70</sup>	41223	6320	26320	N/R	N/R	N/R	
----------------	-----	--	------	---------------------	-------	------	-------	-----	-----	-----	--

**Z3 M COUPE**

L6 3.2L 3245cc	S54		1160	21160	N/A	6320	26320	4673 <sup>78</sup>	224673 <sup>78</sup>	N/A <sup>78</sup>	1
----------------	-----	--	------	-------	-----	------	-------	--------------------	----------------------	-------------------	---

N/A = Not Available N/R = Not Required N/S = Not Servicable For cabin air locator chart, see pages 5-12 See pages 13-16 for footnotes

1) ProSelect - Normal Driving - Traditional Change Intervals 2) NAPA Gold - Severe Driving - OE Recommended intervals 3) NAPA Platinum - Harsh Driving - OE Recommend Intervals

N/A = Non disponible N/R = Non nécessaire N/S = Non réparable Voir le tableau des filtres et d'habitacle aux pages 5-12 Voir pages 13-16 pour des notes

1) NAPA ProSelect et Argent - Conduite normale - Intervalles normaux de remplacement 2) NAPA Or - Conduite difficile - Intervalles recommandés par FEO 3) NAPA Platine - Conduite très difficile - Intervalles recommandés par FEO

N/A = No disponible N/R = No requerido N/S = No Servicable Para el aire de la cabina y tabla de localización de filtro, consulte las páginas 5-12 Ver las páginas 13-16 para las notas al pie de página

1) NAPA ProSelect y Plata - Manejo normal - Intervalos normales de cambio 2) NAPA Oro - Manejo difícil - Intervalos recomendados por el OEM 3) NAPA Platino - Manejo muy difícil - Intervalos recomendados por el OEM

*Italicized Part Numbers May Not Be Available.*

Las piezas con números en *italicas* pueden no estar disponibles.

Les numéros de pièce en *italiques* peuvent ne pas être disponibles.

P  
a  
s  
s  
C  
a  
r  
L  
i  
g  
h  
t  
T  
r  
u  
c  
k  
O  
i  
l  
-  
A  
i  
r  
-  
C  
a  
b  
i  
n



Year/Año/Année Model/Modelo/Modèle Engine/Motor/Moteur	Eng. Code Código de motor Code moteur	VIN NIV NIV	GOLD Oil Aceite Huile	ProSelect Oil Aceite Huile	Platinum Oil Aceite Huile	GOLD Air Aire Air	ProSelect Air Aire Air	GOLD Cabin Air Cabina Aire Cabine Air	ProSelect Cabin Air Cabina Aire Cabine Air	Platinum Cabin Air Cabina Aire Cabine Air	Loc. Cabin Air Cabina Aire Cabine Air
--	---	-------------------	--------------------------------	-------------------------------------	------------------------------------	----------------------------	---------------------------------	--	---	--	--

BMW (Cont'd/Suite)

**2002** (Cont'd/Suite)

**Z3 M ROADSTER**

L6 3.2L 3245cc	S54		1160	21160	N/A	6320	26320	4673 <sup>78</sup>	224673 <sup>78</sup>	N/A <sup>78</sup>	1
----------------	-----	--	------	-------	-----	------	-------	--------------------	----------------------	-------------------	---

**Z8**

V8 5.0L 4941cc	S62		1186	21186	N/A	2295	22295	N/A	N/A	N/A	
----------------	-----	--	------	-------	-----	------	-------	-----	-----	-----	--

**2001**

**320I**

L6 2.2L 2171cc			1223	21223 <sup>70</sup>	41223	6320	26320	4673 <sup>78</sup>	224673 <sup>78</sup>	N/A <sup>78</sup>	1
----------------	--	--	------	---------------------	-------	------	-------	--------------------	----------------------	-------------------	---

**323 SERIES**

L6 2.5L 2494cc (Mex.)			1223	21223 <sup>70</sup>	41223	6320	26320	N/A	N/A	N/A	
-----------------------	--	--	------	---------------------	-------	------	-------	-----	-----	-----	--

**325 SERIES**

L6 2.5L 2494cc 152 CID	M54		1223	21223 <sup>70</sup>	41223	6320	26320	4673 <sup>78</sup>	224673 <sup>78</sup>	N/A <sup>78</sup>	1
------------------------	-----	--	------	---------------------	-------	------	-------	--------------------	----------------------	-------------------	---

**330 SERIES**

L6 3.0L 2979cc	M54		1223	21223 <sup>70</sup>	41223	6320	26320	4673 <sup>78</sup>	224673 <sup>78</sup>	N/A <sup>78</sup>	1
----------------	-----	--	------	---------------------	-------	------	-------	--------------------	----------------------	-------------------	---

**525 SERIES**

L6 2.5L 2494cc 152 CID	M54		1223	21223 <sup>70</sup>	41223	6320	26320	9372	229372	N/A	1
------------------------	-----	--	------	---------------------	-------	------	-------	------	--------	-----	---

**530 SERIES**

L6 3.0L 2979cc	M54		1223	21223 <sup>70</sup>	41223	6320	26320	9372	229372	N/A	1
----------------	-----	--	------	---------------------	-------	------	-------	------	--------	-----	---

**540 SERIES**

V8 4.4L 4398cc	M62		1186	21186	N/A	2295	22295	9372	229372	N/A	1
----------------	-----	--	------	-------	-----	------	-------	------	--------	-----	---

**740 SERIES**

V8 4.4L 4398cc	M62		1186	21186	N/A	2295	22295	N/A	N/A	N/A	
----------------	-----	--	------	-------	-----	------	-------	-----	-----	-----	--

**750IL**

V12 5.4L 5379cc	M73N		1186	21186	N/A	9907	29907	N/A	N/A	N/A	
-----------------	------	--	------	-------	-----	------	-------	-----	-----	-----	--

**M3**

L6 3.2L 3245cc	S54		1160	21160	N/A	6320	26320	4673 <sup>78</sup>	224673 <sup>78</sup>	N/A <sup>78</sup>	1
----------------	-----	--	------	-------	-----	------	-------	--------------------	----------------------	-------------------	---

**M5**

V8 5.0L 4941cc	S62		1186	21186	N/A	2295	22295	9372	229372	N/A	1
----------------	-----	--	------	-------	-----	------	-------	------	--------	-----	---

**X5**

L6 3.0L 2979cc	M54		1223	21223 <sup>70</sup>	41223	9907	29907	4827	224827	N/A	8
----------------	-----	--	------	---------------------	-------	------	-------	------	--------	-----	---

V8 4.4L 4398cc	M62		1186	21186	N/A	2295	22295	4827	224827	N/A	8
----------------	-----	--	------	-------	-----	------	-------	------	--------	-----	---

**Z3**

L6 2.2L 2171cc (Mex.)			1223	21223	41223	6320	26320	N/A	N/A	N/A	
-----------------------	--	--	------	-------	-------	------	-------	-----	-----	-----	--

L6 2.5L 2494cc 152 CID	M54		1223	21223 <sup>70</sup>	41223	6320	26320	N/R	N/R	N/R	
------------------------	-----	--	------	---------------------	-------	------	-------	-----	-----	-----	--

L6 3.0L 2979cc	M54		1223	21223 <sup>70</sup>	41223	6320	26320	N/R	N/R	N/R	
----------------	-----	--	------	---------------------	-------	------	-------	-----	-----	-----	--

**Z3 M COUPE**

L6 3.2L 3245cc	S54		1160	21160	N/A	6320	26320	4673	224673	N/A	1
----------------	-----	--	------	-------	-----	------	-------	------	--------	-----	---

**Z3 M ROADSTER**

L6 3.2L 3245cc	S54		1160	21160	N/A	6320	26320	4673	224673	N/A	1
----------------	-----	--	------	-------	-----	------	-------	------	--------	-----	---

**Z8**

V8 5.0L 4941cc	S62		1186	21186	N/A	2295	22295	N/A	N/A	N/A	
----------------	-----	--	------	-------	-----	------	-------	-----	-----	-----	--

BUICK

**2023**

**ENCLAVE**

V6 3.6L 217 CID	LLT	D	100255	2100255	4100255	200718	2200718	4211	224211	4234211	
-----------------	-----	---	--------	---------	---------	--------	---------	------	--------	---------	--

**Encore GX**

L3 1.2L 1200CC 73CID Turbo	LIH		100290 <sup>53</sup>	2100290 <sup>70</sup>	4100290	201180	N/A	4211	224211	4234211	
----------------------------	-----	--	----------------------	-----------------------	---------	--------	-----	------	--------	---------	--

L3 1.3L 1300CC 79CID Turbo	L3T		100351	2100351	4100351	201180	N/A	4211	224211	4234211	
----------------------------	-----	--	--------	---------	---------	--------	-----	------	--------	---------	--

**ENVISION**

L4 2.0L 2000CC 122CID Turbo	LSY		100351	2100351	4100351	200419	N/A	230192	2230192	N/A	
-----------------------------	-----	--	--------	---------	---------	--------	-----	--------	---------	-----	--

N/A = Not Available N/R = Not Required N/S = Not Servicable For cabin air locator chart, see pages 5-12 See pages 13-16 for footnotes

1) ProSelect - Normal Driving - Traditional Change Intervals 2) NAPA Gold - Severe Driving - OE Recommended intervals 3) NAPA Platinum - Harsh Driving - OE Recommend Intervals

N/A = Non disponible N/R = Non nécessaire N/S = Non réparable Voir le tableau des filtres et d'habitacle aux pages 5-12 Voir pages 13-16 pour des notes

1) NAPA ProSelect et Argent - Conduite normale - Intervalles normaux de remplacement 2) NAPA Or - Conduite difficile - Intervalles recommandés par FEO 3) NAPA Platine - Conduite très difficile - Intervalles recommandés par FEO

N/A = No disponible N/R = No requerido N/S = No Servicable Para el aire de la cabina y tabla de localización de filtro, consulte las páginas 5-12 Ver las páginas 13-16 para las notas al pie de página

1) NAPA ProSelect y Plata - Manejo normal - Intervalos normales de cambio 2) NAPA Oro - Manejo difícil - Intervalos recomendados por el OEM 3) NAPA Platino - Manejo muy difícil - Intervalos recomendados por el OEM

*Italicized Part Numbers May Not Be Available.*

Las piezas con números en *italicas* pueden no estar disponibles.  
Les numéros de pièce en *italiques* peuvent ne pas être disponibles.



## Pass Car Light Truck - Oil - Air - Cabin

BUICK 2022-2019

Year/Año/Année Model/Modelo/Modèle Engine/Motor/Moteur	Eng. Code Código de motor Code moteur	VIN NIV NIV	GOLD Oil Aceite Huile	ProSelect Oil Aceite Huile	Platinum Oil Aceite Huile	GOLD Air Aire Air	ProSelect Air Aire Air	GOLD Cabin Air Cabina Aire Cabine Air	ProSelect Cabin Air Cabina Aire Cabine Air	Platinum Cabin Air Cabina Aire Cabine Air	Loc. Cabin Air Cabina Aire Cabine Air
--	---	-------------------	--------------------------------	-------------------------------------	------------------------------------	----------------------------	---------------------------------	--	---	--	--

## BUICK (Cont'd/Suite)

**2022**

## ENCLAVE

V6 3.6L 217 CID	LLT	D	100255	2100255	4100255	200718	2200718	4211	224211	4234211	
-----------------	-----	---	--------	---------	---------	--------	---------	------	--------	---------	--

## ENCORE

L4 1.4L 1399CC Turbo	LE2	M	100290 <sup>53</sup>	2100290 <sup>70</sup>	4100290	200255	2200255	4590	224590	N/A	
----------------------	-----	---	----------------------	-----------------------	---------	--------	---------	------	--------	-----	--

## Encore GX

L3 1.2L 1200CC 73CID Turbo	LIH		100290 <sup>53</sup>	2100290 <sup>70</sup>	4100290	201180	N/A	4211 <sup>78</sup>	224211 <sup>78</sup>	4234211 <sup>78</sup>	
L3 1.3L 1300CC 79CID Turbo	L3T		100351	2100351	4100351	201180	N/A	4211 <sup>78</sup>	224211 <sup>78</sup>	4234211 <sup>78</sup>	

## ENVISION

L4 2.0L 2000CC 122CID Turbo	LSY		100351	2100351	4100351	200419	N/A	230192	2230192	N/A	
-----------------------------	-----	--	--------	---------	---------	--------	-----	--------	---------	-----	--

**2021**

## ENCLAVE

V6 3.6L 217 CID	LLT	D	100255	2100255	4100255	200718	2200718	4211	224211	4234211	
-----------------	-----	---	--------	---------	---------	--------	---------	------	--------	---------	--

## ENCORE

L4 1.4L 1364CC 83CID Turbo	LUV	B	100283 <sup>508</sup> 7674 <sup>507</sup>	N/A <sup>508</sup> 27674 <sup>507</sup>	N/A <sup>508</sup> 47674 <sup>507</sup>	200255	2200255	4590	224590	N/A	
L4 1.4L 1399CC Turbo	LE2	M	100290 <sup>53</sup>	2100290 <sup>70</sup>	4100290	200255	2200255	4590 <sup>79</sup>	224590 <sup>79</sup>	N/A <sup>79</sup>	

## Encore GX

L3 1.2L 1200CC 73CID Turbo	LIH		100290 <sup>53</sup>	2100290 <sup>70</sup>	4100290	201180	N/A	4211	224211	4234211	
L3 1.3L 1300CC 79CID Turbo	L3T		100351	2100351	4100351	201180	N/A	4211	224211	4234211	

## ENVISION

L4 2.0L 2000CC 122CID Turbo	LSY		100351	2100351	4100351	200419	N/A	230192	2230192	N/A	
-----------------------------	-----	--	--------	---------	---------	--------	-----	--------	---------	-----	--

**2020**

## ENCLAVE

V6 3.6L 217 CID	LLT	D	100255	2100255 <sup>70</sup>	4100255	200718	2200718	4211	224211	4234211	
-----------------	-----	---	--------	-----------------------	---------	--------	---------	------	--------	---------	--

## ENCORE

L4 1.4L 1364CC 83CID Turbo	LUV	B	100283 <sup>508</sup> 7674 <sup>507</sup>	N/A <sup>508</sup> 27674 <sup>507</sup>	N/A <sup>508</sup> 47674 <sup>507</sup>	200255	2200255	4191 <sup>78</sup> 4590 <sup>79</sup>	224191 <sup>78</sup> 224590 <sup>79</sup>	4234191 <sup>78</sup> N/A <sup>79</sup>	
----------------------------	-----	---	--	--	--	--------	---------	--	--	--	--

## Encore GX

L3 1.2L 1200CC 73CID Turbo	LIH		100290 <sup>53</sup>	2100290 <sup>70</sup>	4100290	201180	N/A	4211	224211	4234211	
L3 1.3L 1300CC 79CID Turbo	L3T		100351	2100351	4100351	201180	N/A	4211	224211	4234211	

## ENVISION

L4 2.0L Turbo			100290 <sup>53</sup>	2100290 <sup>70</sup>	4100290	N/A	N/A	4211	224211	4234211	
L4 2.5L 2507cc 153 CID Flex	LCV		100290 <sup>53</sup>	2100290 <sup>70</sup>	4100290	N/A	N/A	4211	224211	4234211	

## Regal GS

V6 3.6L 3649CC 223CID	LGX	S	100412	2100412	N/A	200719	N/A	4211	224211	4234211	
-----------------------	-----	---	--------	---------	-----	--------	-----	------	--------	---------	--

## Regal Sportback

L4 2.0L 1998cc 122 CID Turbo	LTG	X	100290 <sup>53</sup>	2100290 <sup>70</sup>	4100290	200419	N/A	4211	224211	4234211	3
------------------------------	-----	---	----------------------	-----------------------	---------	--------	-----	------	--------	---------	---

## Regal TourX

L4 2.0L 1998cc 122 CID Turbo	LTG	X	100290 <sup>53</sup>	2100290 <sup>70</sup>	4100290	200419	N/A	4211	224211	4234211	3
------------------------------	-----	---	----------------------	-----------------------	---------	--------	-----	------	--------	---------	---

**2019**

## CASCADA

L4 1.6L 1598cc 98 CID Turbo			7674	27674	47674	9739	29739	4191 <sup>78</sup>	224191 <sup>78</sup>	4234191 <sup>78</sup>	
-----------------------------	--	--	------	-------	-------	------	-------	--------------------	----------------------	-----------------------	--

## ENCLAVE

V6 3.6L 217 CID	LLT	D	100255	2100255	4100255	200718	2200718	4211 <sup>78</sup>	224211 <sup>78</sup>	4234211 <sup>78</sup>	
-----------------	-----	---	--------	---------	---------	--------	---------	--------------------	----------------------	-----------------------	--

## ENCORE

L4 1.4L 1364CC 83CID Turbo	LUV	B	100283 <sup>508</sup> 7674 <sup>507</sup>	N/A <sup>508</sup> 27674 <sup>507</sup>	N/A <sup>508</sup> 47674 <sup>507</sup>	200255	2200255	4191 <sup>78</sup> 4590 <sup>79</sup>	224191 <sup>78</sup> 224590 <sup>79</sup>	4234191 <sup>78</sup> N/A <sup>79</sup>	
L4 1.4L 1399CC Turbo	LE2	M	100290 <sup>53</sup>	2100290 <sup>70</sup>	4100290	200255	2200255	4590 <sup>79</sup> 4191 <sup>78</sup>	224590 <sup>79</sup> 224191 <sup>78</sup>	N/A <sup>79</sup> 4234191 <sup>78</sup>	

N/A = Not Available N/R = Not Required N/S = Not Servicable For cabin air locator chart, see pages 5-12 See pages 13-16 for footnotes

1) ProSelect - Normal Driving - Traditional Change Intervals 2) NAPA Gold - Severe Driving - OE Recommended intervals 3) NAPA Platinum - Harsh Driving - OE Recommend Intervals

N/A = Non disponible N/R = Non nécessaire N/S = Non réparable Voir le tableau des filtres et d'habitacle aux pages 5-12 Voir pages 13-16 pour des notes

1) NAPA ProSelect et Argent - Conduite normale - Intervalles normaux de remplacement 2) NAPA Or - Conduite difficile - Intervalles recommandés par FEO 3) NAPA Platine - Conduite très difficile - Intervalles recommandés par FEO

N/A = No disponible N/R = No requerido N/S = No Servicable Para el aire de la cabina y tabla de localización de filtro, consulte las páginas 5-12 Ver las páginas 13-16 para las notas al pie de página

1) NAPA ProSelect y Plata - Manejo normal - Intervallos normales de cambio 2) NAPA Oro - Manejo difícil - Intervallos recomendados por el OEM 3) NAPA Platino - Manejo muy difícil - Intervallos recomendados por el OEM

*Italicized Part Numbers May Not Be Available.*Las piezas con números en *italicas* pueden no estar disponibles.Les numéros de pièce en *italiques* peuvent ne pas être disponibles.P  
a  
s  
s  
C  
a  
r  
L  
i  
g  
h  
t  
T  
r  
u  
c  
k  
O  
i  
l  
-  
A  
i  
r  
-  
C  
a  
b  
i  
n



BUICK 2019-2017

Pass Car Light Truck - Oil - Air - Cabin

Year/Año/Année Model/Modelo/Modele Engine/Motor/Moteur	Eng. Code Código de motor Code moteur	VIN NIV NIV	GOLD Oil Aceite Huile	ProSelect Oil Aceite Huile	Platinum Oil Aceite Huile	GOLD Air Aire Air	ProSelect Air Aire Air	GOLD Cabin Air Cabina Aire Cabine Air	ProSelect Cabin Air Cabina Aire Cabine Air	Platinum Cabin Air Cabina Aire Cabine Air	Loc. Cabin Air Cabina Aire Cabine Air
--	---	-------------------	--------------------------------	-------------------------------------	------------------------------------	----------------------------	---------------------------------	--	---	--	--

## BUICK (Cont'd/Suite)

## 2019 (Cont'd/Suite)

## ENVISION

L4 2.0L Turbo			100290 <sup>53</sup>	2100290 <sup>70</sup>	4100290	N/A <sup>140</sup>	N/A <sup>140</sup>	4211 <sup>78</sup>	224211 <sup>78</sup>	4234211 <sup>78</sup>	
L4 2.5L 2507cc 153 CID Flex	LCV		100290 <sup>53</sup>	2100290 <sup>70</sup>	4100290	N/A <sup>140</sup>	N/A <sup>140</sup>	4211	224211 <sup>70</sup>	4234211 <sup>70</sup>	

## LACROSSE

L4 2.5L Electric/Gas			100290 <sup>53</sup>	2100290 <sup>70</sup>	4100290	200414	2200414	4211 <sup>78</sup>	224211 <sup>78</sup>	4234211 <sup>78</sup>	3
V6 3.6L 3649CC 223CID	LGX	S	100412	2100412	N/A	200719	N/A	4211 <sup>78</sup>	224211 <sup>78</sup>	4234211 <sup>78</sup>	3

## Regal GS

V6 3.6L 3649CC 223CID	LGX	S	100412	2100412	N/A	200719	N/A	4211 <sup>78</sup>	224211 <sup>78</sup>	4234211 <sup>78</sup>	
-----------------------	-----	---	--------	---------	-----	--------	-----	--------------------	----------------------	-----------------------	--

## Regal Sportback

L4 2.0L 1998cc 122 CID Turbo	LTG	X	100290 <sup>53</sup>	2100290 <sup>70</sup>	4100290	200419	N/A	4211 <sup>78</sup>	224211 <sup>78</sup>	4234211 <sup>78</sup>	3
V6 3.6L 3649CC 223CID	LGX	S	100412	2100412	N/A	200719	N/A	4211 <sup>78</sup>	224211 <sup>78</sup>	4234211 <sup>78</sup>	3

## Regal TourX

L4 2.0L 1998cc 122 CID Turbo	LTG	X	100290 <sup>53</sup>	2100290 <sup>70</sup>	4100290	200419	N/A	4211 <sup>78</sup>	224211 <sup>78</sup>	4234211 <sup>78</sup>	3
------------------------------	-----	---	----------------------	-----------------------	---------	--------	-----	--------------------	----------------------	-----------------------	---

## 2018

## CASCADA

L4 1.6L 1598cc 98 CID Turbo			7674	27674	47674	9739	29739	4191	224191	4234191	
-----------------------------	--	--	------	-------	-------	------	-------	------	--------	---------	--

## ENCLAVE

V6 3.6L 217 CID	LLT	D	100255	2100255	4100255	200718	2200718	4211	224211	4234211	
-----------------	-----	---	--------	---------	---------	--------	---------	------	--------	---------	--

## ENCORE

L4 1.4L 1364CC 83CID Turbo	LUV	B	100283 <sup>508</sup> 7674 <sup>507</sup>	N/A <sup>508</sup> 27674 <sup>507</sup>	N/A <sup>508</sup> 47674 <sup>507</sup>	200255	2200255	4590	224590	N/A	
L4 1.4L 1399CC Turbo	LE2	M	100290 <sup>53</sup>	2100290 <sup>70</sup>	4100290	200255	2200255	4590 4191 <sup>78</sup>	224590 224191 <sup>78</sup>	N/A 4234191 <sup>78</sup>	

## ENVISION

L4 2.0L Turbo			100290 <sup>53</sup>	2100290 <sup>70</sup>	4100290	N/A	N/A	4211	224211	4234211	
L4 2.5L 2507cc 153 CID Flex	LCV		100290 <sup>53</sup>	2100290 <sup>70</sup>	4100290	N/A	N/A	4211	224211	4234211	

## LACROSSE

L4 2.5L Electric/Gas			100290 <sup>53</sup>	2100290 <sup>70</sup>	4100290	200414	2200414	4211	224211	4234211	3
V6 3.6L 3649CC 223CID	LGX	S	100412	2100412	N/A	200719	N/A	4211	224211	4234211	3

## Regal Sportback

L4 2.0L 1998cc 122 CID Turbo	LTG	X	100290 <sup>53</sup>	2100290 <sup>70</sup>	4100290	200419	N/A	4211	224211	4234211	3
V6 3.6L 3649CC 223CID	LGX	S	100412	2100412	N/A	200719	N/A	4211	224211	4234211	3

## Regal TourX

L4 2.0L 1998cc 122 CID Turbo	LTG	X	100290 <sup>53</sup>	2100290 <sup>70</sup>	4100290	200419	N/A	4211	224211	4234211	3
------------------------------	-----	---	----------------------	-----------------------	---------	--------	-----	------	--------	---------	---

## 2017

## CASCADA

L4 1.6L 1598cc 98 CID Turbo			7674 <sup>507</sup> 100283 <sup>508</sup>	27674 <sup>507</sup> N/A <sup>508</sup>	47674 <sup>507</sup> N/A <sup>508</sup>	9739	29739	4191	224191	4234191	
-----------------------------	--	--	--	--	--	------	-------	------	--------	---------	--

## ENCLAVE

V6 3.6L 217 CID	LLT	D	100255	2100255 <sup>70</sup>	4100255	9634	29634	230074	2230074	N/A	
-----------------	-----	---	--------	-----------------------	---------	------	-------	--------	---------	-----	--

## ENCORE

L4 1.4L 1364CC 83CID Turbo	LUV	B	100283 <sup>508</sup> 7674 <sup>507</sup>	N/A <sup>508</sup> 27674 <sup>507</sup>	N/A <sup>508</sup> 47674 <sup>507</sup>	200255	2200255	4590	224590	N/A	
L4 1.4L 1399CC Turbo	LE2	M	100290 <sup>53</sup>	2100290 <sup>70</sup>	4100290	200255	2200255	4590 4191 <sup>78</sup>	224590 224191 <sup>78</sup>	N/A 4234191 <sup>78</sup>	

## ENVISION

L4 2.0L Turbo			100290 <sup>53</sup>	2100290 <sup>70</sup>	4100290	N/A	N/A	4211	224211	4234211	
L4 2.5L 2507cc 153 CID Flex	LCV		100290 <sup>53</sup>	2100290 <sup>70</sup>	4100290	N/A	N/A	4211	224211	4234211	

## LACROSSE

V6 3.6L 3649CC 223CID	LGX	S	100412	2100412	N/A	200414	2200414	4211	224211	4234211	3
-----------------------	-----	---	--------	---------	-----	--------	---------	------	--------	---------	---

N/A = Not Available N/R = Not Required N/S = Not Servicable For cabin air locator chart, see pages 5-12 See pages 13-16 for footnotes

1) ProSelect - Normal Driving - Traditional Change Intervals 2) NAPA Gold - Severe Driving - OE Recommended Intervals 3) NAPA Platinum - Harsh Driving - OE Recommend Intervals

N/A = Non disponible N/R = Non nécessaire N/S = Non réparable Voir le tableau des filtres et d'habitacle aux pages 5-12 Voir pages 13-16 pour des notes

1) NAPA ProSelect et Argent - Conduite normale - Intervalles normaux de remplacement 2) NAPA Or - Conduite difficile - Intervalles recommandés par FEO 3) NAPA Platine - Conduite très difficile - Intervalles recommandés par FEO

N/A = No disponible N/R = No requerido N/S = No Servicable Para el aire de la cabina y tabla de localización de filtro, consulte las páginas 5-12 Ver las páginas 13-16 para las notas al pie de página

1) NAPA ProSelect y Plata - Manejo normal - Intervalos normales de cambio 2) NAPA Oro - Manejo difícil - Intervalos recomendados por el OEM 3) NAPA Platino - Manejo muy difícil - Intervalos recomendados por el OEM

*Italicized Part Numbers May Not Be Available.*

Las piezas con números en *italicas* pueden no estar disponibles.  
Les numéros de pièce en *italiques* peuvent ne pas être disponibles.



Pass Car Light Truck - Oil - Air - Cabin

BUICK 2017-2015

Year/Año/Année Model/Modelo/Modèle Engine/Motor/Moteur	Eng. Code Código de motor Code moteur	VIN NIV NIV	GOLD Oil Aceite Huile	ProSelect Oil Aceite Huile	Platinum Oil Aceite Huile	GOLD Air Aire Air	ProSelect Air Aire Air	GOLD Cabin Air Cabina Aire Cabine Air	ProSelect Cabin Air Cabina Aire Cabine Air	Platinum Cabin Air Cabina Aire Cabine Air	Loc. Cabin Air Cabina Aire Cabine Air
--	---	-------------------	--------------------------------	-------------------------------------	------------------------------------	----------------------------	---------------------------------	--	---	--	--

BUICK (Cont'd/Suite)

**2017** (Cont'd/Suite)

**REGAL**

L4 2.0L 1998cc 122 CID Turbo	LTG	X	100290 <sup>53</sup>	2100290 <sup>70</sup>	4100290	200253	N/A	4191	224191	4234191	3
L4 2.4L 145 CID Flex	LEA	K	7082	27082 <sup>70</sup>	47082	9894	29894	4191	224191	4234191	3

**VERANO**

L4 2.0L 1998cc 122 CID Turbo Flex	LHU	V	7082	27082 <sup>70</sup>	47082			4191 <sup>78</sup>	224191 <sup>78</sup>	4234191 <sup>78</sup>	3
L4 2.4L 145 CID Flex	LEA	K	7082	27082 <sup>70</sup>	47082	9739	29739	4191	224191	4234191	3

**2016**

**CASCADA**

L4 1.6L 1598cc 98 CID Turbo			7674 <sup>507</sup> 100283 <sup>508</sup>	27674 <sup>507</sup> N/A <sup>508</sup>	47674 <sup>507</sup> N/A <sup>508</sup>	9739	29739	4191	224191	4234191	
-----------------------------	--	--	--	--	--	------	-------	------	--------	---------	--

**ENCLAVE**

V6 3.6L 217 CID	LLT	D	100255	2100255 <sup>70</sup>	4100255	9634	29634	230074	2230074	N/A	
-----------------	-----	---	--------	-----------------------	---------	------	-------	--------	---------	-----	--

**ENCORE**

L4 1.4L 1364CC 83CID Turbo	LUV	B	100283 <sup>508</sup> 7674 <sup>507</sup>	N/A <sup>508</sup> 27674 <sup>507</sup>	N/A <sup>508</sup> 47674 <sup>507</sup>	200255	2200255	4590	224590	N/A	
L4 1.4L 1399CC Turbo	LE2	M	100290 <sup>53</sup>	2100290 <sup>70</sup>	4100290	200255	2200255	4590 <sup>79</sup> 4191 <sup>78</sup>	224590 <sup>79</sup> 224191 <sup>78</sup>	N/A <sup>79</sup> 4234191 <sup>78</sup>	

**ENVISION**

L4 2.0L Turbo			100290 <sup>53</sup>	2100290 <sup>70</sup>	4100290	N/A	N/A	4211	224211	4234211	
---------------	--	--	----------------------	-----------------------	---------	-----	-----	------	--------	---------	--

**LACROSSE**

V6 3.6L 217 CID Flex	LFX	3	100255	2100255 <sup>70</sup>	4100255	9894	29894	4191	224191	4234191	3
----------------------	-----	---	--------	-----------------------	---------	------	-------	------	--------	---------	---

**LACROSSE HYBRID**

L4 2.4L 2384cc 145 CID Electric/Gas	LUK	R	7082	27082 <sup>70</sup>	47082	9894	29894	4191	224191	4234191	
--	-----	---	------	---------------------	-------	------	-------	------	--------	---------	--

**REGAL**

L4 2.0L 1998cc 122 CID Turbo	LTG	X	100290 <sup>53</sup>	2100290 <sup>70</sup>	4100290	200253	N/A	4191 <sup>78</sup>	224191 <sup>78</sup>	4234191 <sup>78</sup>	3
L4 2.4L 145 CID Flex	LEA	K	7082	27082 <sup>70</sup>	47082	9739	29739	4191 <sup>78</sup>	224191 <sup>78</sup>	4234191 <sup>78</sup>	3

**REGAL HYBRID**

L4 2.4L 2384cc 145 CID Electric/Gas	LUK	R	7082	27082 <sup>70</sup>	47082	9894	29894	4191 <sup>78</sup>	224191 <sup>78</sup>	4234191 <sup>78</sup>	3
--	-----	---	------	---------------------	-------	------	-------	--------------------	----------------------	-----------------------	---

**VERANO**

L4 2.0L 1998cc 122 CID Turbo Flex	LHU	V	7082	27082 <sup>70</sup>	47082			4191 <sup>78</sup>	224191 <sup>78</sup>	4234191 <sup>78</sup>	3
L4 2.4L 145 CID Flex	LEA	K	7082	27082 <sup>70</sup>	47082	9739	29739	4191 <sup>78</sup>	224191 <sup>78</sup>	4234191 <sup>78</sup>	3

**2015**

**ENCLAVE**

V6 3.6L 217 CID	LLT	D	100255	2100255 <sup>70</sup>	4100255	9634	29634	230074	2230074	N/A	
-----------------	-----	---	--------	-----------------------	---------	------	-------	--------	---------	-----	--

**ENCORE**

L4 1.4L 1364CC 83CID Turbo	LUV	B	100283 <sup>508</sup> 7674 <sup>507</sup>	N/A <sup>508</sup> 27674 <sup>507</sup>	N/A <sup>508</sup> 47674 <sup>507</sup>	200255	2200255	4590	224590	N/A	
----------------------------	-----	---	--	--	--	--------	---------	------	--------	-----	--

**LACROSSE**

V6 3.6L 217 CID Flex	LFX	3	100255	2100255 <sup>70</sup>	4100255	9894	29894	4191	224191	4234191	3
----------------------	-----	---	--------	-----------------------	---------	------	-------	------	--------	---------	---

**LACROSSE HYBRID**

L4 2.4L 2384cc 145 CID Electric/Gas	LUK	R	7082	27082 <sup>70</sup>	47082	9894	29894	4191	224191	4234191	
--	-----	---	------	---------------------	-------	------	-------	------	--------	---------	--

**REGAL**

L4 2.0L 1998cc 122 CID Turbo	LTG	X	100290 <sup>53</sup>	2100290 <sup>70</sup>	4100290	200253	N/A	4191	224191	4234191	3
------------------------------	-----	---	----------------------	-----------------------	---------	--------	-----	------	--------	---------	---

**REGAL HYBRID**

L4 2.4L 2384cc 145 CID Electric/Gas	LUK	R	7082	27082 <sup>70</sup>	47082	9894	29894	4191	224191	4234191	3
--	-----	---	------	---------------------	-------	------	-------	------	--------	---------	---

N/A = Not Available N/R = Not Required N/S = Not Servicable For cabin air locator chart, see pages 5-12 See pages 13-16 for footnotes

1) ProSelect - Normal Driving - Traditional Change Intervals 2) NAPA Gold - Severe Driving - OE Recommended intervals 3) NAPA Platinum - Harsh Driving - OE Recommend Intervals

N/A = Non disponible N/R = Non nécessaire N/S = Non réparable Voir le tableau des filtres et d'habitacle aux pages 5-12 Voir pages 13-16 pour des notes

1) NAPA ProSelect et Argent - Conduite normale - Intervalles normaux de remplacement 2) NAPA Or - Conduite difficile - Intervalles recommandés par FEO 3) NAPA Platine - Conduite très difficile - Intervalles recommandés par FEO

N/A = No disponible N/R = No requerido N/S = No Servicable Para el aire de la cabina y tabla de localización de filtro, consulte las páginas 5-12 Ver las páginas 13-16 para las notas al pie de página

1) NAPA ProSelect y Plata - Manejo normal - Intervalos normales de cambio 2) NAPA Oro - Manejo difícil - Intervalos recomendados por el OEM 3) NAPA Platino - Manejo muy difícil - Intervalos recomendados por el OEM

*Italicized Part Numbers May Not Be Available.*

Las piezas con números en *italicas* pueden no estar disponibles.

Les numéros de pièce en *italiques* peuvent ne pas être disponibles.

P  
a  
s  
s  
C  
a  
r  
L  
i  
g  
h  
t  
T  
r  
u  
c  
k  
O  
i  
l  
-  
A  
i  
r  
-  
C  
a  
b  
i  
n



BUICK 2015-2012

Pass Car Light Truck - Oil - Air - Cabin

Year/Año/Année Model/Modelo/Modele Engine/Motor/Moteur	Eng. Code Código de motor Code moteur	VIN NIV NIV	GOLD Oil Aceite Huile	ProSelect Oil Aceite Huile	Platinum Oil Aceite Huile	GOLD Air Aire Air	ProSelect Air Aire Air	GOLD Cabin Air Cabina Aire Cabine Air	ProSelect Cabin Air Cabina Aire Cabine Air	Platinum Cabin Air Cabina Aire Cabine Air	Loc. Cabin Air Cabina Aire Cabine Air
--	---	-------------------	--------------------------------	-------------------------------------	------------------------------------	----------------------------	---------------------------------	--	---	--	--

## BUICK (Cont'd/Suite)

## 2015 (Cont'd/Suite)

## VERANO

L4 2.0L 1998cc 122 CID Turbo Flex	LHU	V	7082	27082 <sup>70</sup>	47082			4590 4191	224590 224191	N/A 4234191	3 3
L4 2.4L 145 CID Flex	LEA	K	7082	27082 <sup>70</sup>	47082	9739	29739	4590 4191	224590 224191	N/A 4234191	3 3

## 2014

## ENCLAVE

V6 3.6L 217 CID	LLT	D	100255	2100255 <sup>70</sup>	4100255	9634	29634	230074	2230074	N/A	
-----------------	-----	---	--------	-----------------------	---------	------	-------	--------	---------	-----	--

## ENCORE

L4 1.4L 1364CC 83CID Turbo	LUV	B	100283 <sup>508</sup> 7674 <sup>507</sup>	N/A <sup>508</sup> 27674 <sup>507</sup>	N/A <sup>508</sup> 47674 <sup>507</sup>	200255	2200255	4590	224590	N/A	
----------------------------	-----	---	--	--	--	--------	---------	------	--------	-----	--

## LACROSSE

V6 3.6L 217 CID Flex	LFX	3	100255	2100255 <sup>70</sup>	4100255	9894	29894	4191	224191	4234191	3
----------------------	-----	---	--------	-----------------------	---------	------	-------	------	--------	---------	---

## LACROSSE HYBRID

L4 2.4L 2384cc 145 CID Electric/Gas	LUK	R	7082	27082 <sup>70</sup>	47082	9894	29894	4191	224191	4234191	
--	-----	---	------	---------------------	-------	------	-------	------	--------	---------	--

## REGAL

L4 2.0L 1998cc 122 CID Turbo	LTG	X	100290 <sup>53</sup>	2100290 <sup>70</sup>	4100290	200254	2200254	4191	224191	4234191	3
------------------------------	-----	---	----------------------	-----------------------	---------	--------	---------	------	--------	---------	---

## REGAL HYBRID

L4 2.4L 2384cc 145 CID Electric/Gas	LUK	R	7082	27082 <sup>70</sup>	47082	9894	29894	4191	224191	4234191	3
--	-----	---	------	---------------------	-------	------	-------	------	--------	---------	---

## VERANO

L4 2.0L 1998cc 122 CID Turbo Flex	LHU	V	7082	27082 <sup>70</sup>	47082			4191	224191	4234191	3
L4 2.4L 145 CID Flex	LEA	K	7082	27082 <sup>70</sup>	47082	9739	29739	4191	224191	4234191	3

## 2013

## ENCLAVE

V6 3.6L 217 CID	LLT	D	100255	2100255 <sup>70</sup>	4100255	9634	29634	230074	2230074	N/A	
-----------------	-----	---	--------	-----------------------	---------	------	-------	--------	---------	-----	--

## ENCORE

L4 1.4L 1364CC 83CID Turbo	LUV	B	100283 <sup>508</sup> 7674 <sup>507</sup>	N/A <sup>508</sup> 27674 <sup>507</sup>	N/A <sup>508</sup> 47674 <sup>507</sup>	200255	2200255	4590	224590	N/A	
----------------------------	-----	---	--	--	--	--------	---------	------	--------	-----	--

## LACROSSE

V6 3.6L 217 CID Flex	LFX	3	100255	2100255 <sup>70</sup>	4100255	9894	29894	4191	224191	4234191	3
----------------------	-----	---	--------	-----------------------	---------	------	-------	------	--------	---------	---

## LACROSSE HYBRID

L4 2.4L 2384cc 145 CID Electric/Gas	LUK	R	7082	27082 <sup>70</sup>	47082	9894	29894	4191	224191	4234191	
--	-----	---	------	---------------------	-------	------	-------	------	--------	---------	--

## REGAL

L4 2.0L 1998cc 122 CID Turbo Flex	LHU	V	7082	27082 <sup>70</sup>	47082	9421	N/A	4191	224191	4234191	3
-----------------------------------	-----	---	------	---------------------	-------	------	-----	------	--------	---------	---

## REGAL HYBRID

L4 2.4L 2384cc 145 CID Electric/Gas	LUK	R	7082	27082 <sup>70</sup>	47082	9894	29894	4191	224191	4234191	3
--	-----	---	------	---------------------	-------	------	-------	------	--------	---------	---

## VERANO

L4 2.0L 1998cc 122 CID Turbo Flex	LHU	V	7082	27082 <sup>70</sup>	47082	9730	29730	4191	224191	4234191	3
L4 2.4L 145 CID Flex	LEA	K	7082	27082 <sup>70</sup>	47082	9739	29739	4191	224191	4234191	3

## 2012

## ENCLAVE

V6 3.6L 217 CID	LLT	D	100255	2100255 <sup>70</sup>	4100255	9634	29634	230074	2230074	N/A	
-----------------	-----	---	--------	-----------------------	---------	------	-------	--------	---------	-----	--

## LACROSSE

V6 3.6L 217 CID Flex	LFX	3	100255	2100255 <sup>70</sup>	4100255	9894	29894	4191	224191	4234191	3
----------------------	-----	---	--------	-----------------------	---------	------	-------	------	--------	---------	---

N/A = Not Available N/R = Not Required N/S = Not Servicable For cabin air locator chart, see pages 5-12 See pages 13-16 for footnotes

1) ProSelect - Normal Driving - Traditional Change Intervals 2) NAPA Gold - Severe Driving - OE Recommended Intervals 3) NAPA Platinum - Harsh Driving - OE Recommend Intervals

N/A = Non disponible N/R = Non nécessaire N/S = Non réparable Voir le tableau des filtres et d'habitacle aux pages 5-12 Voir pages 13-16 pour des notes

1) NAPA ProSelect et Argent - Conduite normale - Intervalles normaux de remplacement 2) NAPA Or - Conduite difficile - Intervalles recommandés par FEO 3) NAPA Platine - Conduite très difficile - Intervalles recommandés par FEO

N/A = No disponible N/R = No requerido N/S = No Servicable Para el aire de la cabina y tabla de localización de filtro, consulte las páginas 5-12 Ver las páginas 13-16 para las notas al pie de página

1) NAPA ProSelect y Plata - Manejo normal - Intervalos normales de cambio 2) NAPA Oro - Manejo difícil - Intervalos recomendados por el OEM 3) NAPA Platino - Manejo muy difícil - Intervalos recomendados por el OEM

*Italicized Part Numbers May Not Be Available.*

Las piezas con números en *italicas* pueden no estar disponibles.  
Les numéros de pièce en *italiques* peuvent ne pas être disponibles.





## Pass Car Light Truck - Oil - Air - Cabin

BUICK 2012-2009

Year/Año/Année Model/Modelo/Modèle Engine/Motor/Moteur	Eng. Code Código de motor Code moteur	VIN NIV NIV	GOLD Oil Aceite Huile	ProSelect Oil Aceite Huile	Platinum Oil Aceite Huile	GOLD Air Aire Air	ProSelect Air Aire Air	GOLD Cabin Air Cabina Aire Cabine Air	ProSelect Cabin Air Cabina Aire Cabine Air	Platinum Cabin Air Cabina Aire Cabine Air	Loc. Cabin Air Cabina Aire Cabine Air
--	---	-------------------	--------------------------------	-------------------------------------	------------------------------------	----------------------------	---------------------------------	--	---	--	--

## BUICK (Cont'd/Suite)

## 2012 (Cont'd/Suite)

## LACROSSE HYBRID

L4 2.4L 1998cc 122 CID Electric/Gas	LUK	R	7082	27082 <sup>70</sup>	47082	9894	29894	4191	224191	4234191	
--	-----	---	------	---------------------	-------	------	-------	------	--------	---------	--

## REGAL

L4 2.0L 1998cc 122 CID Turbo Flex	LHU	V	7082	27082 <sup>70</sup>	47082	9421	N/A	4191	224191	4234191	3
L4 2.4L 145 CID Flex	LEA		7082	27082 <sup>70</sup>	47082	9894	29894	4191	224191	4234191	3

## REGAL HYBRID

L4 2.4L 2384cc 145 CID Electric/Gas	LUK	R	7082	27082	47082	9894	29894	4191	224191	4234191	3
--	-----	---	------	-------	-------	------	-------	------	--------	---------	---

## VERANO

L4 2.4L 145 CID Flex	LEA		7082	27082 <sup>70</sup>	47082	9739	29739	4191	224191	4234191	3
----------------------	-----	--	------	---------------------	-------	------	-------	------	--------	---------	---

## 2011

## ENCLAVE

V6 3.6L 217 CID	LLT	D	100255	2100255 <sup>70</sup>	4100255	9634	29634	230074	2230074	N/A	
-----------------	-----	---	--------	-----------------------	---------	------	-------	--------	---------	-----	--

## LACROSSE

L4 2.4L 2384cc 145 CID	LAF	C	7082	27082 <sup>70</sup>	47082	9894	29894	4191	224191	4234191	3
V6 3.6L 217 CID	LLT	D	100255	2100255 <sup>70</sup>	4100255	9894	29894	4191	224191	4234191	3

## LUCERNE

V6 3.9L 3880cc 237 CID Flex	LGD	M	1522 <sup>53</sup>	21522	41522	6902	26902	4812	224812	4234812	2
-----------------------------	-----	---	--------------------	-------	-------	------	-------	------	--------	---------	---

## LUCERNE SUPER

V8 4.6L 281 CID	L37	S	1522 <sup>53</sup>	21522 <sup>70</sup>	41522	6902	26902	4812 <sup>79</sup>	224812 <sup>79</sup>	4234812 <sup>79</sup>	2
-----------------	-----	---	--------------------	---------------------	-------	------	-------	--------------------	----------------------	-----------------------	---

## REGAL

L4 2.0L 1998cc 122 CID Turbo Flex	LHU	V	7082	27082 <sup>70</sup>	47082	9421	N/A	4191	224191	4234191	3
L4 2.4L 2384cc 145 CID	LAF	C	7082	27082 <sup>70</sup>	47082	9894	29894	4191	224191	4234191	3

## 2010

## ALLURE

L4 2.4L 2384cc 145 CID	LAF	C	7082	27082 <sup>70</sup>	47082	9894	29894	4191	224191	4234191	3
V6 3.0L 182 CID	LF1	G	7060 <sup>53</sup>	27060 <sup>70</sup>	47060	9894	29894	4191	224191	4234191	3
V6 3.6L 3564CC 217CID			7060 <sup>53</sup>	27060 <sup>70</sup>	47060	N/A <sup>61</sup>	N/A <sup>61</sup>	4191	224191	4234191	

## ENCLAVE

V6 3.6L 217 CID	LLT	D	7060 <sup>53</sup>	27060 <sup>70</sup>	47060	9634	29634	230074	2230074	N/A	
-----------------	-----	---	--------------------	---------------------	-------	------	-------	--------	---------	-----	--

## LACROSSE

L4 2.4L 2384cc 145 CID	LAF	C	7082	27082 <sup>70</sup>	47082	9894	29894	4191	224191	4234191	3
V6 3.0L 182 CID	LF1	G	7060 <sup>53</sup>	27060 <sup>70</sup>	47060	9894	29894	4191	224191	4234191	3
V6 3.6L 217 CID	LLT	V	7060 <sup>53</sup>	27060 <sup>70</sup>	47060	9894	29894	4191	224191	4234191	3

## LUCERNE

V6 3.9L 3880cc 237 CID		1	1522 <sup>53</sup>	21522	41522	6902	26902	4812	224812	4234812	2
V6 3.9L 3880cc 237 CID Flex	LGD	M	1522 <sup>53</sup>	21522	41522	6902	26902	4812	224812	4234812	2

## LUCERNE SUPER

V8 4.6L 281 CID		9	1522 <sup>53</sup>	21522 <sup>70</sup>	41522	6902	26902	4812 <sup>79</sup>	224812 <sup>79</sup>	4234812 <sup>79</sup>	2
-----------------	--	---	--------------------	---------------------	-------	------	-------	--------------------	----------------------	-----------------------	---

## 2009

## ALLURE

V6 3.8L 3800cc 231 CID		2	1040 <sup>53</sup>	21040 <sup>70</sup>	41040	6153	26153	4780	224780	4234780	1
------------------------	--	---	--------------------	---------------------	-------	------	-------	------	--------	---------	---

## ALLURE SUPER

V8 5.3L 5328cc 325 CID		C	7060 <sup>53</sup>	27060 <sup>70</sup>	47060	9115	29115	4780	224780	4234780	1
------------------------	--	---	--------------------	---------------------	-------	------	-------	------	--------	---------	---

## ENCLAVE

V6 3.6L 217 CID	LLT	D	7060 <sup>53</sup>	27060 <sup>70</sup>	47060	9634	29634	230074	2230074	N/A	
-----------------	-----	---	--------------------	---------------------	-------	------	-------	--------	---------	-----	--

## LACROSSE

V6 3.8L 3800cc 231 CID		2	1040 <sup>53</sup>	21040 <sup>70</sup>	41040	6153	26153	4780	224780	4234780	1
------------------------	--	---	--------------------	---------------------	-------	------	-------	------	--------	---------	---

N/A = Not Available N/R = Not Required N/S = Not Servicable For cabin air locator chart, see pages 5-12 See pages 13-16 for footnotes

1) ProSelect - Normal Driving - Traditional Change Intervals 2) NAPA Gold - Severe Driving - OE Recommended intervals 3) NAPA Platinum - Harsh Driving - OE Recommend Intervals

N/A = Non disponible N/R = Non nécessaire N/S = Non réparable Voir le tableau des filtres et d'habitacle aux pages 5-12 Voir pages 13-16 pour des notes

1) NAPA ProSelect et Argent - Conduite normale - Intervalles normaux de remplacement 2) NAPA Or - Conduite difficile - Intervalles recommandés par FEO 3) NAPA Platine - Conduite très difficile - Intervalles recommandés par FEO

N/A = No disponible N/R = No requerido N/S = No Servicable Para el aire de la cabina y tabla de localización de filtro, consulte las páginas 5-12 Ver las páginas 13-16 para las notas al pie de página

1) NAPA ProSelect y Plata - Manejo normal - Intervalos normales de cambio 2) NAPA Oro - Manejo difícil - Intervalos recomendados por el OEM 3) NAPA Platino - Manejo muy difícil - Intervalos recomendados por el OEM

*Italicized Part Numbers May Not Be Available.*

Las piezas con números en *italicas* pueden no estar disponibles.

Les numéros de pièce en *italiques* peuvent ne pas être disponibles.

P  
a  
s  
s  
C  
a  
r  
L  
i  
g  
h  
t  
T  
r  
u  
c  
k  
O  
i  
l  
-  
A  
i  
r  
-  
C  
a  
b  
i  
n



BUICK 2009-2006

Pass Car Light Truck - Oil - Air - Cabin

Year/Año/Année Model/Modelo/Modele Engine/Motor/Moteur	Eng. Code Código de motor Code moteur	VIN NIV NIV	GOLD Oil Aceite Huile	ProSelect Oil Aceite Huile	Platinum Oil Aceite Huile	GOLD Air Aire Air	ProSelect Air Aire Air	GOLD Cabin Air Cabina Aire Cabine Air	ProSelect Cabin Air Cabina Aire Cabine Air	Platinum Cabin Air Cabina Aire Cabine Air	Loc. Cabin Air Cabina Aire Cabine Air
--	---	-------------------	--------------------------------	-------------------------------------	------------------------------------	----------------------------	---------------------------------	--	---	--	--

## BUICK (Cont'd/Suite)

## 2009 (Cont'd/Suite)

## LACROSSE SUPER

V8 5.3L 5328cc 325 CID		C	7060 <sup>53</sup>	27060 <sup>70</sup>	47060	9115	29115	4780	224780	4234780	1
------------------------	--	---	--------------------	---------------------	-------	------	-------	------	--------	---------	---

## LUCERNE

V6 3.9L 3880cc 237 CID		1	1522 <sup>53</sup>	21522 <sup>70</sup>	41522	6902	26902	4812	224812	4234812	2
V6 3.9L 3880cc 237 CID Flex	LGD	M	1522 <sup>53</sup>	21522 <sup>70</sup>	41522	6902	26902	4812	224812	4234812	2

## LUCERNE SUPER

V8 4.6L 281 CID		9	1522 <sup>53</sup>	21522 <sup>70</sup>	41522	6902	26902	4812 <sup>79</sup>	224812 <sup>79</sup>	4234812 <sup>79</sup>	2
-----------------	--	---	--------------------	---------------------	-------	------	-------	--------------------	----------------------	-----------------------	---

## 2008

## ALLURE

V6 3.6L 3600CC 220CID	LGX	7	1522 <sup>53</sup>	21522 <sup>70</sup>	41522	6153	26153	4780	224780	4234780	1
V6 3.8L 3800cc 231 CID		2	1040 <sup>53</sup>	21040 <sup>70</sup>	41040	6153	26153	4780	224780	4234780	1

## ALLURE SUPER

V8 5.3L 5328cc 325 CID		C	7060 <sup>53</sup>	27060 <sup>70</sup>	47060	9115	29115	4780	224780	4234780	1
------------------------	--	---	--------------------	---------------------	-------	------	-------	------	--------	---------	---

## ENCLAVE

V6 3.6L 3600CC 220CID	LGX	7	7060 <sup>53</sup>	27060 <sup>70</sup>	47060	9634	29634	230074	2230074	N/A	
-----------------------	-----	---	--------------------	---------------------	-------	------	-------	--------	---------	-----	--

## LACROSSE

V6 3.6L 3600CC 220CID	LGX	7	7060 <sup>53</sup>	27060 <sup>70</sup>	47060	6153	26153	4780	224780	4234780	1
V6 3.8L 3800cc 231 CID		2	1040 <sup>53</sup>	21040 <sup>70</sup>	41040	6153	26153	4780	224780	4234780	1

## LACROSSE SUPER

V8 5.3L 5328cc 325 CID		C	7060 <sup>53</sup>	27060 <sup>70</sup>	47060	9115	29115	4780	224780	4234780	1
------------------------	--	---	--------------------	---------------------	-------	------	-------	------	--------	---------	---

## LUCERNE

V6 3.8L 3800cc 231 CID		2	1040 <sup>53</sup>	21040 <sup>70</sup>	41040	6902	26902	4812 <sup>79</sup>	224812 <sup>79</sup>	4234812 <sup>79</sup>	2
V8 4.6L 281 CID		Y	1522 <sup>53</sup>	21522 <sup>70</sup>	41522	6902	26902	4812 <sup>79</sup>	224812 <sup>79</sup>	4234812 <sup>79</sup>	2

## LUCERNE SUPER

V8 4.6L 281 CID		9	1522 <sup>53</sup>	21522 <sup>70</sup>	41522	6902	26902	4812 <sup>79</sup>	224812 <sup>79</sup>	4234812 <sup>79</sup>	2
-----------------	--	---	--------------------	---------------------	-------	------	-------	--------------------	----------------------	-----------------------	---

## 2007

## ALLURE

V6 3.6L 3600CC 220CID	LGX	7	1522 <sup>53</sup>	21522 <sup>70</sup>	41522	6153	26153	4780	224780	4234780	1
V6 3.8L 3800cc 231 CID		2	1040 <sup>53</sup>	21040 <sup>70</sup>	41040	6153	26153	4780	224780	4234780	1

## LACROSSE

V6 3.6L 3600CC 220CID	LGX	7	1522 <sup>53</sup>	21522 <sup>70</sup>	41522	6153	26153	4780	224780	4234780	1
V6 3.8L 3800cc 231 CID		2	1040 <sup>53</sup>	21040 <sup>70</sup>	41040	6153	26153	4780	224780	4234780	1

## LUCERNE

V6 3.8L 3800cc 231 CID		2	1040 <sup>53</sup>	21040 <sup>70</sup>	41040	6902	26902	4812 <sup>79</sup>	224812 <sup>79</sup>	4234812 <sup>79</sup>	2
V8 4.6L 281 CID		Y	1522 <sup>53</sup>	21522 <sup>70</sup>	41522	6902	26902	4812 <sup>79</sup>	224812 <sup>79</sup>	4234812 <sup>79</sup>	2

## RAINIER

L6 4.2L 256 CID		S	1522 <sup>53</sup>	21522 <sup>70</sup>	41522	2729	22729	N/R	N/R	N/R	
V8 5.3L 325 CID		M	7060 <sup>53</sup>	27060 <sup>70</sup>	47060	2729	22729	N/R	N/R	N/R	

## RENDEZVOUS

V6 3.5L 213 CID		L	1040 <sup>53</sup>	21040 <sup>70</sup>	41040	6302	26302	4161 <sup>79</sup>	224161 <sup>79</sup>	N/A <sup>79</sup>	5
-----------------	--	---	--------------------	---------------------	-------	------	-------	--------------------	----------------------	-------------------	---

## TERRAZA

V6 3.9L 3880cc 237 CID		1	1522 <sup>53</sup>	21522 <sup>70</sup>	41522	6302	26302	4161 <sup>79</sup>	224161 <sup>79</sup>	N/A <sup>79</sup>	5
V6 3.9L 3880cc 237 CID Flex	LGD	W	1522 <sup>53</sup>	21522 <sup>70</sup>	41522	6302	26302	4161 <sup>79</sup>	224161 <sup>79</sup>	N/A <sup>79</sup>	5

## 2006

## ALLURE

V6 3.6L 3600CC 220CID	LGX	7	1522 <sup>53</sup>	21522 <sup>70</sup>	41522	6153	26153	4780	224780	4234780	1
V6 3.8L 3800cc 231 CID		2	1040 <sup>53</sup>	21040 <sup>70</sup>	41040	6153	26153	4780	224780	4234780	1

## LACROSSE

V6 3.6L 3600CC 220CID	LGX	7	1522 <sup>53</sup>	21522 <sup>70</sup>	41522	6153	26153	4780	224780	4234780	1
-----------------------	-----	---	--------------------	---------------------	-------	------	-------	------	--------	---------	---

N/A = Not Available N/R = Not Required N/S = Not Servicable For cabin air locator chart, see pages 5-12 See pages 13-16 for footnotes

1) ProSelect - Normal Driving - Traditional Change Intervals 2) NAPA Gold - Severe Driving - OE Recommended intervals 3) NAPA Platinum - Harsh Driving - OE Recommend Intervals

N/A = Non disponible N/R = Non nécessaire N/S = Non réparable Voir le tableau des filtres et d'habitacle aux pages 5-12 Voir pages 13-16 pour des notes

1) NAPA ProSelect et Argent - Conduite normale - Intervalles normaux de remplacement 2) NAPA Or - Conduite difficile - Intervalles recommandés par FEO 3) NAPA Platine - Conduite très difficile - Intervalles recommandés par FEO

N/A = No disponible N/R = No requerido N/S = No Servicable Para el aire de la cabina y tabla de localización de filtro, consulte las páginas 5-12 Ver las páginas 13-16 para las notas al pie de página

1) NAPA ProSelect y Plata - Manejo normal - Intervallos normales de cambio 2) NAPA Oro - Manejo difícil - Intervallos recomendados por el OEM 3) NAPA Platino - Manejo muy difícil - Intervallos recomendados por el OEM

Italicized Part Numbers May Not Be Available.

Las piezas con números en *italicas* pueden no estar disponibles.  
Les numéros de pièce en *italiques* peuvent ne pas être disponibles.



## Pass Car Light Truck - Oil - Air - Cabin

BUICK 2006-2004

Year/Ano/Année Model/Modelo/Modèle Engine/Motor/Moteur	Eng. Code Código de motor Code moteur	VIN NIV NIV	GOLD Oil Aceite Huile	ProSelect Oil Aceite Huile	Platinum Oil Aceite Huile	GOLD Air Aire Air	ProSelect Air Aire Air	GOLD Cabin Air Cabina Aire Cabine Air	ProSelect Cabin Air Cabina Aire Cabine Air	Platinum Cabin Air Cabina Aire Cabine Air	Loc. Cabin Air Cabina Aire Cabine Air
--	---	-------------------	--------------------------------	-------------------------------------	------------------------------------	----------------------------	---------------------------------	--	---	--	--

## BUICK (Cont'd/Suite)

## 2006 (Cont'd/Suite)

## LACROSSE (Cont'd/Suite)

V6 3.8L 3800cc 231 CID		2	1040 <sup>53</sup>	21040 <sup>70</sup>	41040	6153	26153	4780	224780	4234780	1
------------------------	--	---	--------------------	---------------------	-------	------	-------	------	--------	---------	---

## LUCERNE

V6 3.8L 3800cc 231 CID		2	1040 <sup>53</sup>	21040 <sup>70</sup>	41040	6902	26902	4812 <sup>79</sup>	224812 <sup>79</sup>	4234812 <sup>79</sup>	2
V8 4.6L 281 CID		Y	1522 <sup>53</sup>	21522 <sup>70</sup>	41522	6902	26902	4812 <sup>79</sup>	224812 <sup>79</sup>	4234812 <sup>79</sup>	2

## RAINIER

L6 4.2L 256 CID		S	1522 <sup>53</sup>	21522 <sup>70</sup>	41522	2729	22729	N/R	N/R	N/R	
V8 5.3L 325 CID		M	1042 <sup>53</sup>	21042 <sup>70</sup>	41042	2729	22729	N/R	N/R	N/R	

## RENDEZVOUS

V6 3.5L 213 CID		L	1040 <sup>53</sup>	21040 <sup>70</sup>	41040	6302	26302	4161 <sup>79</sup>	224161 <sup>79</sup>	N/A <sup>79</sup>	5
V6 3.6L 3600CC 220CID	LGX	7	1522 <sup>53</sup>	21522 <sup>70</sup>	41522	6302	26302	4161 <sup>79</sup>	224161 <sup>79</sup>	N/A <sup>79</sup>	5

## TERRAZA

V6 3.5L 213 CID		L	1040 <sup>53</sup>	21040 <sup>70</sup>	41040	6302	26302	4161 <sup>79</sup>	224161 <sup>79</sup>	N/A <sup>79</sup>	5
V6 3.9L 3880cc 237 CID		1	1522 <sup>53</sup>	21522 <sup>70</sup>	41522	6302	26302	4161 <sup>79</sup>	224161 <sup>79</sup>	N/A <sup>79</sup>	5

## 2005

## ALLURE

V6 3.6L 3600CC 220CID	LGX	7	1522 <sup>53</sup>	21522 <sup>70</sup>	41522	6153	26153	4780	224780	4234780	1
V6 3.8L 3800cc 231 CID		2	1040 <sup>53</sup>	21040 <sup>70</sup>	41040	6153	26153	4780	224780	4234780	1

## CENTURY

V6 3.1L 189 CID		J	1040 <sup>53</sup>	21040 <sup>70</sup>	41040	6153	26153	4780	224780	4234780	1
-----------------	--	---	--------------------	---------------------	-------	------	-------	------	--------	---------	---

## LACROSSE

V6 3.6L 3600CC 220CID	LGX	7	1522 <sup>53</sup>	21522 <sup>70</sup>	41522	6153	26153	4780	224780	4234780	1
V6 3.8L 3800cc 231 CID		2	1040 <sup>53</sup>	21040 <sup>70</sup>	41040	6153	26153	4780	224780	4234780	1

## LESABRE

V6 3.8L 3800cc 231 CID		K	1040 <sup>53</sup>	21040 <sup>70</sup>	41040	6153	26153	4812 <sup>79</sup> 4474 <sup>147</sup>	224812 <sup>79</sup> N/A <sup>147</sup>	4234812 <sup>79</sup> N/A <sup>147</sup>	2 2
------------------------	--	---	--------------------	---------------------	-------	------	-------	---	--	---	--------

## PARK AVENUE

V6 3.8L 3800cc 231 CID		K	1040 <sup>53</sup>	21040 <sup>70</sup>	41040	6153	26153	4874	224874	N/A	2
V6 3.8L 3800cc 231 CID Super Charged		1	1040 <sup>53</sup>	21040 <sup>70</sup>	41040	6153	26153	4874	224874	N/A	2

## RAINIER

L6 4.2L 256 CID		S	1522 <sup>53</sup>	21522 <sup>70</sup>	41522	2729	22729	N/R	N/R	N/R	
V8 5.3L 323 CID		M	1042 <sup>53</sup>	21042 <sup>70</sup>	41042	2729	22729	N/R	N/R	N/R	

## RENDEZVOUS

V6 3.4L 207 CID		E	1040 <sup>53</sup>	21040 <sup>70</sup>	41040	6302	26302	4161 <sup>79</sup>	224161 <sup>79</sup>	N/A <sup>79</sup>	5
V6 3.6L 3600CC 220CID	LGX	7	1522 <sup>53</sup>	21522 <sup>70</sup>	41522	6302	26302	4161 <sup>79</sup>	224161 <sup>79</sup>	N/A <sup>79</sup>	5

## TERRAZA

V6 3.5L 213 CID		L	1040 <sup>53</sup>	21040 <sup>70</sup>	41040	6302	26302	4161 <sup>79</sup>	224161 <sup>79</sup>	N/A <sup>79</sup>	5
-----------------	--	---	--------------------	---------------------	-------	------	-------	--------------------	----------------------	-------------------	---

## 2004

## CENTURY

V6 3.1L 189 CID		J	1040 <sup>53</sup>	21040 <sup>70</sup>	41040	6153	26153	4780	224780	4234780	1
-----------------	--	---	--------------------	---------------------	-------	------	-------	------	--------	---------	---

## LESABRE

V6 3.8L 3800cc 231 CID		K	1040 <sup>53</sup>	21040 <sup>70</sup>	41040	6153	26153	4812 <sup>79</sup> 4474 <sup>147</sup>	224812 <sup>79</sup> N/A <sup>147</sup>	4234812 <sup>79</sup> N/A <sup>147</sup>	2 2
------------------------	--	---	--------------------	---------------------	-------	------	-------	---	--	---	--------

## PARK AVENUE

V6 3.8L 3800cc 231 CID		K	1040 <sup>53</sup>	21040 <sup>70</sup>	41040	6153	26153	4874	224874	N/A	2
V6 3.8L 3800cc 231 CID Super Charged		1	1040 <sup>53</sup>	21040 <sup>70</sup>	41040	6153	26153	4874	224874	N/A	2

## RAINIER

L6 4.2L 256 CID		S	1522 <sup>53</sup>	21522 <sup>70</sup>	41522	2729	22729	4161	224161	N/A	5
-----------------	--	---	--------------------	---------------------	-------	------	-------	------	--------	-----	---

N/A = Not Available N/R = Not Required N/S = Not Servicable For cabin air locator chart, see pages 5-12 See pages 13-16 for footnotes

1) ProSelect - Normal Driving - Traditional Change Intervals 2) NAPA Gold - Severe Driving - OE Recommended intervals 3) NAPA Platinum - Harsh Driving - OE Recommend Intervals

N/A = Non disponible N/R = Non nécessaire N/S = Non réparable Voir le tableau des filtres et d'habitacle aux pages 5-12 Voir pages 13-16 pour des notes

1) NAPA ProSelect et Argent - Conduite normale - Intervalles normaux de remplacement 2) NAPA Or - Conduite difficile - Intervalles recommandés par FEO 3) NAPA Platine - Conduite très difficile - Intervalles recommandés par FEO

N/A = No disponible N/R = No requerido N/S = No Servicable Para el aire de la cabina y tabla de localización de filtro, consulte las páginas 5-12 Ver las páginas 13-16 para las notas al pie de página

1) NAPA ProSelect y Plata - Manejo normal - Intervalles normales de cambio 2) NAPA Oro - Manejo difícil - Intervalles recomendados por el OEM 3) NAPA Platino - Manejo muy difícil - Intervalles recomendados por el OEM

*Italicized Part Numbers May Not Be Available.*Las piezas con números en *italicas* pueden no estar disponibles.Les numéros de pièce en *italiques* peuvent ne pas être disponibles.P  
a  
s  
s  
C  
a  
r  
L  
i  
g  
h  
t  
T  
r  
u  
c  
k  
O  
i  
l  
-  
A  
i  
r  
-  
C  
a  
b  
i  
n



BUICK 2004-2001

Pass Car Light Truck - Oil - Air - Cabin

Year/Año/Année Model/Modelo/Modele Engine/Motor/Moteur	Eng. Code Código de motor Code moteur	VIN NIV NIV	GOLD Oil Aceite Huile	ProSelect Oil Aceite Huile	Platinum Oil Aceite Huile	GOLD Air Aire Air	ProSelect Air Aire Air	GOLD Cabin Air Cabina Aire Cabine Air	ProSelect Cabin Air Cabina Aire Cabine Air	Platinum Cabin Air Cabina Aire Cabine Air	Loc. Cabin Air Cabina Aire Cabine Air
--	---	-------------------	--------------------------------	-------------------------------------	------------------------------------	----------------------------	---------------------------------	--	---	--	--

## BUICK (Cont'd/Suite)

## 2004 (Cont'd/Suite)

## RAINIER (Cont'd/Suite)

V8 5.3L 323 CID		P	1042 <sup>53</sup>	21042 <sup>70</sup>	41042	2729	22729	4161	224161	N/A	5
-----------------	--	---	--------------------	---------------------	-------	------	-------	------	--------	-----	---

## REGAL

V6 3.8L 3800cc 231 CID		K	1040 <sup>53</sup>	21040 <sup>70</sup>	41040	6153	26153	4780	224780	4234780	1
V6 3.8L 3800cc 231 CID Super Charged		1	1040 <sup>53</sup>	21040 <sup>70</sup>	41040	6153	26153	4780	224780	4234780	1

## RENDEZVOUS

V6 3.1L 207 CID		E	1040 <sup>53</sup>	21040 <sup>70</sup>	41040	6302	26302	4161 <sup>79</sup>	224161 <sup>79</sup>	N/A <sup>79</sup>	5
V6 3.6L 3600CC 220CID	LGX	7	1522 <sup>53</sup>	21522 <sup>70</sup>	41522	6302	26302	4161 <sup>79</sup>	224161 <sup>79</sup>	N/A <sup>79</sup>	5

## 2003

## CENTURY

V6 3.1L 189 CID		J	1040 <sup>53</sup>	21040 <sup>70</sup>	41040	6153	26153	4780	224780	4234780	1
-----------------	--	---	--------------------	---------------------	-------	------	-------	------	--------	---------	---

## LESABRE

V6 3.8L 3800cc 231 CID		K	1040 <sup>53</sup>	21040 <sup>70</sup>	41040	6153	26153	4812 <sup>79</sup> 4474 <sup>147</sup>	224812 <sup>79</sup> N/A <sup>147</sup>	4234812 <sup>79</sup> N/A <sup>147</sup>	2 2
------------------------	--	---	--------------------	---------------------	-------	------	-------	---	--	---	--------

## PARK AVENUE

V6 3.8L 3800cc 231 CID		K	1040 <sup>53</sup>	21040 <sup>70</sup>	41040	6153	26153	4874	224874	N/A	2
V6 3.8L 3800cc 231 CID Super Charged		1	1040 <sup>53</sup>	21040 <sup>70</sup>	41040	6153	26153	4874	224874	N/A	2

## REGAL

V6 3.8L 3800cc 231 CID		K	1040 <sup>53</sup>	21040 <sup>70</sup>	41040	6153	26153	4780	224780	4234780	1
V6 3.8L 3800cc 231 CID Super Charged		1	1040 <sup>53</sup>	21040 <sup>70</sup>	41040	6153	26153	4780	224780	4234780	1

## RENDEZVOUS

V6 3.4L 207 CID		E	1040 <sup>53</sup>	21040 <sup>70</sup>	41040	6302	26302	4161 <sup>79</sup>	224161 <sup>79</sup>	N/A <sup>79</sup>	5
-----------------	--	---	--------------------	---------------------	-------	------	-------	--------------------	----------------------	-------------------	---

## 2002

## CENTURY

V6 3.1L 189 CID		J	1040 <sup>53</sup>	21040 <sup>70</sup>	41040	6153	26153	4780	224780	4234780	1
-----------------	--	---	--------------------	---------------------	-------	------	-------	------	--------	---------	---

## LESABRE

V6 3.8L 3800cc 231 CID		K	1040 <sup>53</sup>	21040 <sup>70</sup>	41040	6153	26153	4812 <sup>79</sup> 4474 <sup>147</sup>	224812 <sup>79</sup> N/A <sup>147</sup>	4234812 <sup>79</sup> N/A <sup>147</sup>	2 2
------------------------	--	---	--------------------	---------------------	-------	------	-------	---	--	---	--------

## PARK AVENUE

V6 3.8L 3800cc 231 CID		K	1040 <sup>53</sup>	21040 <sup>70</sup>	41040	6153	26153	4874	224874	N/A	2
V6 3.8L 3800cc 231 CID Super Charged		1	1040 <sup>53</sup>	21040 <sup>70</sup>	41040	6153	26153	4874	224874	N/A	2

## REGAL

V6 3.8L 3800cc 231 CID		K	1040 <sup>53</sup>	21040 <sup>70</sup>	41040	6153	26153	4780	224780	4234780	1
V6 3.8L 3800cc 231 CID Super Charged		1	1040 <sup>53</sup>	21040 <sup>70</sup>	41040	6153	26153	4780	224780	4234780	1

## RENDEZVOUS

V6 3.4L 207 CID		E	1040 <sup>53</sup>	21040 <sup>70</sup>	41040	6302	26302	4161 <sup>79</sup>	224161 <sup>79</sup>	N/A <sup>79</sup>	5
-----------------	--	---	--------------------	---------------------	-------	------	-------	--------------------	----------------------	-------------------	---

## 2001

## CENTURY

V6 3.1L 189 CID		J	1040 <sup>53</sup>	21040 <sup>70</sup>	41040	6153	26153	4780	224780	4234780	1
-----------------	--	---	--------------------	---------------------	-------	------	-------	------	--------	---------	---

## LESABRE

V6 3.8L 3800cc 231 CID		K	1040 <sup>53</sup>	21040 <sup>70</sup>	41040	6153	26153	4474 <sup>147</sup> 4812 <sup>79</sup>	N/A <sup>147</sup> 224812 <sup>79</sup>	N/A <sup>147</sup> 4234812 <sup>79</sup>	2 2
------------------------	--	---	--------------------	---------------------	-------	------	-------	---	--	---	--------

## PARK AVENUE

V6 3.8L 3800cc 231 CID		K	1040 <sup>53</sup>	21040 <sup>70</sup>	41040	6153	26153	4874	224874	N/A	2
V6 3.8L 3800cc 231 CID Super Charged		1	1040 <sup>53</sup>	21040 <sup>70</sup>	41040	6153	26153	4874	224874	N/A	2

N/A = Not Available N/R = Not Required N/S = Not Servicable For cabin air locator chart, see pages 5-12 See pages 13-16 for footnotes

1) ProSelect - Normal Driving - Traditional Change Intervals 2) NAPA Gold - Severe Driving - OE Recommended intervals 3) NAPA Platinum - Harsh Driving - OE Recommend Intervals

N/A = Non disponible N/R = Non nécessaire N/S = Non réparable Voir le tableau des filtres et d'habitacle aux pages 5-12 Voir pages 13-16 pour des notes

1) NAPA ProSelect et Argent - Conduite normale - Intervalles normaux de remplacement 2) NAPA Or - Conduite difficile - Intervalles recommandés par FEO 3) NAPA Platine - Conduite très difficile - Intervalles recommandés par FEO

N/A = No disponible N/R = No requerido N/S = No Servicable Para el aire de la cabina y tabla de localización de filtro, consulte las páginas 5-12 Ver las páginas 13-16 para las notas al pie de página

1) NAPA ProSelect y Plata - Manejo normal - Intervalos normales de cambio 2) NAPA Oro - Manejo difícil - Intervalos recomendados por el OEM 3) NAPA Platino - Manejo muy difícil - Intervalos recomendados por el OEM

Italicized Part Numbers May Not Be Available.

Las piezas con números en *italicas* pueden no estar disponibles.  
Les numéros de pièce en *italiques* peuvent ne pas être disponibles.



Pass Car Light Truck - Oil - Air - Cabin

BUICK 2001 —  
CADILLAC 2022

Year/Año/Année Model/Modelo/Modèle Engine/Motor/Moteur	Eng. Code Código de motor Code moteur	VIN NIV NIV	GOLD Oil Aceite Huile	ProSelect Oil Aceite Huile	Platinum Oil Aceite Huile	GOLD Air Aire Air	ProSelect Air Aire Air	GOLD Cabin Air Cabina Aire Cabine Air	ProSelect Cabin Air Cabina Aire Cabine Air	Platinum Cabin Air Cabina Aire Cabine Air	Loc. Cabin Air Cabina Aire Cabine Air
--	---	-------------------	--------------------------------	-------------------------------------	------------------------------------	----------------------------	---------------------------------	--	---	--	--

BUICK (Cont'd/Suite)

**2001** (Cont'd/Suite)

REGAL

V6 3.8L 3800cc 231 CID		K	1040 <sup>53</sup>	21040 <sup>70</sup>	41040	6153	26153	4780	224780	4234780	1
V6 3.8L 3800cc 231 CID Super Charged		1	1040 <sup>53</sup>	21040 <sup>70</sup>	41040	6153	26153	4780	224780	4234780	1

CADILLAC

**2023**

CT4

L4 2.0L 2000CC 122CID Turbo	LSY	K	100351	2100351	4100351	N/A	N/A	4211 <sup>78</sup>	224211 <sup>78</sup>	4234211 <sup>78</sup>	
-----------------------------	-----	---	--------	---------	---------	-----	-----	--------------------	----------------------	-----------------------	--

CT4-V

L4 2.7L 2700CC 165CID Turbo	L3B		100351	2100351	4100351	N/A	N/A	4211	224211	4234211	
-----------------------------	-----	--	--------	---------	---------	-----	-----	------	--------	---------	--

CT4-V Blackwing

V6 3.6L 3600CC 220CID Turbo			100255	2100255	4100255	201648	N/A	N/A	N/A	N/A	
-----------------------------	--	--	--------	---------	---------	--------	-----	-----	-----	-----	--

CT5

L4 2.0L 2000CC 122CID Turbo	LSY	K	100351	2100351	4100351	N/A	N/A	N/A	N/A	N/A	
-----------------------------	-----	---	--------	---------	---------	-----	-----	-----	-----	-----	--

CT5-V

V6 3.0L 3000CC 183CID Turbo	LGY	W	100255	2100255	4100255	201648	N/A	N/A	N/A	N/A	
-----------------------------	-----	---	--------	---------	---------	--------	-----	-----	-----	-----	--

CT5-V Blackwing

V8 6.2L 376 CID Super Charged	LT4		100290 <sup>53</sup>	2100290 <sup>70</sup>	4100290	N/A	N/A	N/A	N/A	N/A	
-------------------------------	-----	--	----------------------	-----------------------	---------	-----	-----	-----	-----	-----	--

ESCALADE

L6 3.0L 3000CC 183CID Turbo Diesel	LM2		100351	2100351	4100351	200942	2200942	4211	224211	4234211	
------------------------------------	-----	--	--------	---------	---------	--------	---------	------	--------	---------	--

ESCALADE ESV

V8 6.2L 376 CID Flex	L86	J	100255	2100255	4100255	200941	2200941	4211	224211	4234211	
----------------------	-----	---	--------	---------	---------	--------	---------	------	--------	---------	--

ESCALADE ESV

L6 3.0L 3000CC 183CID Turbo Diesel	LM2		100351	2100351	4100351	200942	2200942	4211	224211	4234211	
------------------------------------	-----	--	--------	---------	---------	--------	---------	------	--------	---------	--

ESCALADE ESV V

V8 6.2L 376 CID Super Charged	LT4		100255	2100255	4100255	N/A	N/A	4211	224211	4234211	
-------------------------------	-----	--	--------	---------	---------	-----	-----	------	--------	---------	--

LYRIQ

0 L Electric			N/S	N/S	N/A	N/S	N/S	4211	224211	4234211	
--------------	--	--	-----	-----	-----	-----	-----	------	--------	---------	--

XT4

L4 2.0L 1998CC 122CID Turbo			100351	2100351	4100351	200419	N/A	4211	224211	4234211	
-----------------------------	--	--	--------	---------	---------	--------	-----	------	--------	---------	--

XT5

L4 2.0L 2000CC 122CID Turbo	LSY	4	100351	2100351	4100351	200718	2200718	4211	224211	4234211	
-----------------------------	-----	---	--------	---------	---------	--------	---------	------	--------	---------	--

V6 3.6L 217 CID	LGX	S	100412	2100412	N/A	200718	2200718	4211	224211	4234211	
-----------------	-----	---	--------	---------	-----	--------	---------	------	--------	---------	--

XT6

L4 2.0L 2000CC 122CID Turbo	LSY	4	100351	2100351	4100351	200718	2200718	4211	224211	4234211	
-----------------------------	-----	---	--------	---------	---------	--------	---------	------	--------	---------	--

V6 3.6L 217 CID	LGX	S	100412	2100412	N/A	200718	2200718	4211	224211	4234211	
-----------------	-----	---	--------	---------	-----	--------	---------	------	--------	---------	--

**2022**

CT4

L4 2.0L 2000CC 122CID Turbo	LSY	K	100351	2100351	4100351	N/A	N/A	4211 <sup>78</sup>	224211 <sup>78</sup>	4234211 <sup>78</sup>	
-----------------------------	-----	---	--------	---------	---------	-----	-----	--------------------	----------------------	-----------------------	--

CT4-V

L4 2.7L 2700CC 165CID Turbo	L3B		100351	2100351	4100351	N/A	N/A	4211	224211	4234211	
-----------------------------	-----	--	--------	---------	---------	-----	-----	------	--------	---------	--

CT4-V Blackwing

V6 3.6L 3600CC 220CID Turbo			100255	2100255	4100255	201648	N/A	N/A	N/A	N/A	
-----------------------------	--	--	--------	---------	---------	--------	-----	-----	-----	-----	--

CT5

L4 2.0L 2000CC 122CID Turbo	LSY	K	100351	2100351	4100351	N/A	N/A	N/A	N/A	N/A	
-----------------------------	-----	---	--------	---------	---------	-----	-----	-----	-----	-----	--

V6 3.0L 3000CC 183CID Turbo	LGY	W	100255	2100255	4100255	201648	N/A	4211	224211	4234211	
-----------------------------	-----	---	--------	---------	---------	--------	-----	------	--------	---------	--

CT5-V

V6 3.0L 3000CC 183CID Turbo	LGY	W	100255	2100255	4100255	201648	N/A	N/A	N/A	N/A	
-----------------------------	-----	---	--------	---------	---------	--------	-----	-----	-----	-----	--

N/A = Not Available N/R = Not Required N/S = Not Servicable For cabin air locator chart, see pages 5-12 See pages 13-16 for footnotes

1) ProSelect - Normal Driving - Traditional Change Intervals 2) NAPA Gold - Severe Driving - OE Recommended intervals 3) NAPA Platinum - Harsh Driving - OE Recommend Intervals

N/A = Non disponible N/R = Non nécessaire N/S = Non réparable Voir le tableau des filtres et d'habitacle aux pages 5-12 Voir pages 13-16 pour des notes

1) NAPA ProSelect et Argent - Conduite normale - Intervalles normaux de remplacement 2) NAPA Or - Conduite difficile - Intervalles recommandés par FEO 3) NAPA Platine - Conduite très difficile - Intervalles recommandés par FEO

N/A = No disponible N/R = No requerido N/S = No Servicable Para el aire de la cabina y tabla de localización de filtro, consulte las páginas 5-12 Ver las páginas 13-16 para las notas al pie de página

1) NAPA ProSelect y Plata - Manejo normal - Intervalles normales de cambio 2) NAPA Oro - Manejo difícil - Intervalles recomendados por el OEM 3) NAPA Platino - Manejo muy difícil - Intervalles recomendados por el OEM

*Italicized Part Numbers May Not Be Available.*

Las piezas con números en *italicas* pueden no estar disponibles.

Les numéros de pièce en *italiques* peuvent ne pas être disponibles.

P  
a  
s  
s  
C  
a  
r  
L  
i  
g  
h  
t  
T  
r  
u  
c  
k  
O  
i  
l  
-  
A  
i  
r  
-  
C  
a  
b  
i  
n



## CADILLAC 2022-2020

## Pass Car Light Truck - Oil - Air - Cabin

Year/Año/Année Model/Modelo/Modele Engine/Motor/Moteur	Eng. Code Código de motor Code moteur	VIN NIV NIV	GOLD Oil Aceite Huile	ProSelect Oil Aceite Huile	Platinum Oil Aceite Huile	GOLD Air Aire Air	ProSelect Air Aire Air	GOLD Cabin Air Cabina Aire Cabine Air	ProSelect Cabin Air Cabina Aire Cabine Air	Platinum Cabin Air Cabina Aire Cabine Air	Loc. Cabin Air Cabina Aire Cabine Air
--	---	-------------------	--------------------------------	-------------------------------------	------------------------------------	----------------------------	---------------------------------	--	---	--	--

## CADILLAC (Cont'd/Suite)

## 2022 (Cont'd/Suite)

## CT5-V Blackwing

V8 6.2L 376 CID Super Charged	LT4		100290 <sup>53</sup>	2100290 <sup>70</sup>	4100290	N/A	N/A	N/A	N/A	N/A	
-------------------------------	-----	--	----------------------	-----------------------	---------	-----	-----	-----	-----	-----	--

## ESCALADE

L6 3.0L 3000CC 183CID Turbo Diesel	LM2		100351	2100351	4100351	200942	2200942	4211	224211	4234211	
V8 6.2L 376 CID Flex	L86	J	100255	2100255	4100255	200941	2200941	4211	224211	4234211	

## ESCALADE ESV

L6 3.0L 3000CC 183CID Turbo Diesel	LM2		100351	2100351	4100351	200942	2200942	4211	224211	4234211	
V8 6.2L 6200CC 378CID	L87	L	100255	2100255	4100255	200941	2200941	4211	224211	4234211	

## XT4

L4 2.0L 1998CC 122CID Turbo			100351	2100351	4100351	200419	N/A	4211	224211	4234211	
-----------------------------	--	--	--------	---------	---------	--------	-----	------	--------	---------	--

## XT5

L4 2.0L 2000CC 122CID Turbo	LSY	4	100351	2100351	4100351	200718	2200718	4211	224211	4234211	
V6 3.6L 217 CID	LGX	S	100412	2100412	N/A	200718	2200718	4211	224211	4234211	

## XT6

L4 2.0L 2000CC 122CID Turbo	LSY	4	100351	2100351	4100351	200718	2200718	4211	224211	4234211	
V6 3.6L 217 CID	LGX	S	100412	2100412	N/A	200718	2200718	4211	224211	4234211	

## 2021

## CT4

L4 2.0L 2000CC 122CID Turbo	LSY	K	100351	2100351	4100351	N/A	N/A	4211	224211	4234211	
-----------------------------	-----	---	--------	---------	---------	-----	-----	------	--------	---------	--

## CT4-V

L4 2.7L 2700CC 165CID Turbo	L3B		100351	2100351	4100351	N/A	N/A	4211	224211	4234211	
-----------------------------	-----	--	--------	---------	---------	-----	-----	------	--------	---------	--

## CT5

L4 2.0L 2000CC 122CID Turbo	LSY	K	100351	2100351	4100351	N/A	N/A	4211	224211	4234211	
V6 3.0L 3000CC 183CID Turbo	LGY	W	100255	2100255	4100255	201648	N/A	4211	224211	4234211	

## CT5-V

V6 3.0L 3000CC 183CID Turbo	LGY	W	100255	2100255	4100255	201648	N/A	4211	224211	4234211	
-----------------------------	-----	---	--------	---------	---------	--------	-----	------	--------	---------	--

## ESCALADE

L6 3.0L 3000CC 183CID Turbo Diesel	LM2		100351	2100351	4100351	200942	2200942	4211	224211	4234211	
V8 6.2L 376 CID Flex	L86	J	100255	2100255	4100255	200941	2200941	4211	224211	4234211	

## ESCALADE ESV

L6 3.0L 3000CC 183CID Turbo Diesel	LM2		100351	2100351	4100351	200942	2200942	4211	224211	4234211	
V8 6.2L 6200CC 378CID	L87	L	100255	2100255	4100255	200941	2200941	4211	224211	4234211	

## XT4

L4 2.0L 1998CC 122CID Turbo			100351	2100351	4100351	200419	N/A	4211	224211	4234211	
-----------------------------	--	--	--------	---------	---------	--------	-----	------	--------	---------	--

## XT5

L4 2.0L 2000CC 122CID Turbo	LSY	4	100351	2100351	4100351	200718	2200718	4211	224211	4234211	
V6 3.6L 217 CID	LGX	S	100412	2100412	N/A	200718	2200718	4211	224211	4234211	

## XT6

L4 2.0L 2000CC 122CID Turbo	LSY	4	100351	2100351	4100351	200718	2200718	4211	224211	4234211	
V6 3.6L 217 CID	LGX	S	100412	2100412	N/A	200718	2200718	4211	224211	4234211	

## 2020

## CT4

L4 2.0L 2000CC 122CID Turbo	LSY	K	100351	2100351	4100351	N/A	N/A	4211	224211	4234211	
-----------------------------	-----	---	--------	---------	---------	-----	-----	------	--------	---------	--

## CT4-V

L4 2.7L 2700CC 165CID Turbo	L3B		100351	2100351	4100351	N/A	N/A	4211	224211	4234211	
-----------------------------	-----	--	--------	---------	---------	-----	-----	------	--------	---------	--

## CT5

L4 2.0L 2000CC 122CID Turbo	LSY	K	100351	2100351	4100351	N/A	N/A	4211	224211	4234211	
V6 3.0L 3000CC 183CID Turbo	LGY	W	100255	2100255	4100255	201648	N/A	4211	224211	4234211	

N/A = Not Available N/R = Not Required N/S = Not Servicable For cabin air locator chart, see pages 5-12 See pages 13-16 for footnotes

1) ProSelect - Normal Driving - Traditional Change Intervals 2) NAPA Gold - Severe Driving - OE Recommended intervals 3) NAPA Platinum - Harsh Driving - OE Recommend Intervals

N/A = Non disponible N/R = Non nécessaire N/S = Non réparable Voir le tableau des filtres et d'habitacle aux pages 5-12 Voir pages 13-16 pour des notes

1) NAPA ProSelect et Argent - Conduite normale - Intervalles normaux de remplacement 2) NAPA Or - Conduite difficile - Intervalles recommandés par FEO 3) NAPA Platine - Conduite très difficile - Intervalles recommandés par FEO

N/A = No disponible N/R = No requerido N/S = No Servicable Para el aire de la cabina y tabla de localización de filtro, consulte las páginas 5-12 Ver las páginas 13-16 para las notas al pie de página

1) NAPA ProSelect y Plata - Manejo normal - Intervalos normales de cambio 2) NAPA Oro - Manejo difícil - Intervalos recomendados por el OEM 3) NAPA Platino - Manejo muy difícil - Intervalos recomendados por el OEM

*Italicized Part Numbers May Not Be Available.*

Las piezas con números en *italicas* pueden no estar disponibles.  
Les numéros de pièce en *italiques* peuvent ne pas être disponibles.





Pass Car Light Truck - Oil - Air - Cabin

CADILLAC 2020-2019

Year/Año/Année Model/Modelo/Modèle Engine/Motor/Moteur	Eng. Code Código de motor Code moteur	VIN NIV NIV	GOLD Oil Aceite Huile	ProSelect Oil Aceite Huile	Platinum Oil Aceite Huile	GOLD Air Aire Air	ProSelect Air Aire Air	GOLD Cabin Air Cabina Aire Cabine Air	ProSelect Cabin Air Cabina Aire Cabine Air	Platinum Cabin Air Cabina Aire Cabine Air	Loc. Cabin Air Cabina Aire Cabine Air
--	---	-------------------	--------------------------------	-------------------------------------	------------------------------------	----------------------------	---------------------------------	--	---	--	--

CADILLAC (Cont'd/Suite)

**2020** (Cont'd/Suite)

CT5-V

V6 3.0L 3000CC 183CID Turbo	LGY	W	100255	2100255	4100255	201648	N/A	4211	224211	4234211	
-----------------------------	-----	---	--------	---------	---------	--------	-----	------	--------	---------	--

CT6

V6 3.6L	LGX	S	100412	2100412	N/A	200433	N/A	4211	224211	4234211	
---------	-----	---	--------	---------	-----	--------	-----	------	--------	---------	--

CT6 V-Sport

V8 4.2L 4200CC 256CID Turbo	LTA		100255	2100255	4100255	201152	N/A	4211	224211	4234211	
-----------------------------	-----	--	--------	---------	---------	--------	-----	------	--------	---------	--

ESCALADE

V8 6.2L 376 CID Flex	L86	J	100255	2100255	4100255	2488	N/A	230129	2230129	4230129	
----------------------	-----	---	--------	---------	---------	------	-----	--------	---------	---------	--

ESCALADE ESV

V8 6.2L 376 CID Flex	L86	J	100255	2100255	4100255	2488	N/A	230129	2230129	4230129	
----------------------	-----	---	--------	---------	---------	------	-----	--------	---------	---------	--

XT4

L4 2.0L 1998CC 122CID Turbo			100351	2100351	4100351	200419	N/A	4211	224211	4234211	
-----------------------------	--	--	--------	---------	---------	--------	-----	------	--------	---------	--

XT5

L4 2.0L 2000CC 122CID Turbo	LSY	4	100351	2100351	4100351	200718	2200718	4211	224211	4234211	
V6 3.6L 217 CID	LGX	S	100412	2100412	N/A	200718	2200718	4211	224211	4234211	

XT6

V6 3.6L 217 CID	LGX	S	100412	2100412	N/A	200718	2200718	4211	224211	4234211	
-----------------	-----	---	--------	---------	-----	--------	---------	------	--------	---------	--

XTS

V6 3.6L 217 CID	LF3	3	100255	2100255 <sup>70</sup>	4100255	200039	2200039	230192	2230192	N/A	1
V6 3.6L 3600CC 220CID Turbo	LF3	8	100255	2100255	4100255	200314	N/A	N/A 230192	N/A 2230192	N/A N/A	

**2019**

ATS

L4 2.0L 1998cc 122 CID Turbo	LTG	X	100290 <sup>53</sup>	2100290 <sup>70</sup>	4100290	9830	29830	4211 <sup>78</sup>	224211 <sup>78</sup>	4234211 <sup>78</sup>	1
V6 3.6L 217 CID	LGX	S	100412	2100412	N/A	9830	29830	4211 <sup>78</sup>	224211 <sup>78</sup>	4234211 <sup>78</sup>	1

ATS V

V6 3.6L 217 Turbo	LF4	Y	100255	2100255	4100255	9830	29830	4211 <sup>78</sup>	224211 <sup>78</sup>	4234211 <sup>78</sup>	1
-------------------	-----	---	--------	---------	---------	------	-------	--------------------	----------------------	-----------------------	---

CT6

L4 2.0L 2000CC 122CID Turbo	LSY	K	100351 <sup>193</sup>	2100351 <sup>193</sup>	4100351 <sup>193</sup>	200651	N/A	4211 <sup>78</sup>	224211 <sup>78</sup>	4234211 <sup>78</sup>	3
V6 3.0L 182 CID Turbo	LGW	6	100412	2100412	N/A	200432 <sup>185</sup> 200431 <sup>186</sup>	N/A <sup>185</sup> N/A <sup>186</sup>	4211 <sup>78</sup>	224211 <sup>78</sup>	4234211 <sup>78</sup>	
V6 3.6L	LGX	S	100412	2100412	N/A	200433	N/A	4211 <sup>78</sup>	224211 <sup>78</sup>	4234211 <sup>78</sup>	

CT6 Hybrid

L4 2.0L 1998cc 122 CID Turbo	LTG	X	100290 <sup>53</sup>	2100290 <sup>70</sup>	4100290	200651	N/A	4211	224211	4234211	3
------------------------------	-----	---	----------------------	-----------------------	---------	--------	-----	------	--------	---------	---

CT6 V-Sport

V8 4.2L 4200CC 256CID Turbo	LTA		100255	2100255	4100255	201152	N/A	4211 <sup>78</sup>	224211 <sup>78</sup>	4234211 <sup>78</sup>	
-----------------------------	-----	--	--------	---------	---------	--------	-----	--------------------	----------------------	-----------------------	--

CTS

L4 2.0L 1998cc 122 CID Turbo	LTG	X	100290 <sup>53</sup>	2100290 <sup>70</sup>	4100290	9830	29830	4211 <sup>78</sup>	224211 <sup>78</sup>	4234211 <sup>78</sup>	1
V6 3.6L 217 CID	LGX	S	100412	2100412	N/A	9830	29830	4211 <sup>78</sup>	224211 <sup>78</sup>	4234211 <sup>78</sup>	1
V6 3.6L 217 CID Turbo/Intercooled	LF3	8	100255 <sup>193</sup>	2100255 <sup>193</sup>	4100255 <sup>193</sup>	9830	29830	4211 <sup>78</sup>	224211 <sup>78</sup>	4234211 <sup>78</sup>	1

CTS-V

V8 6.2L 376 CID Super Charged	LT4		100290 <sup>53</sup>	2100290 <sup>70</sup>	4100290	200393	N/A	4211 <sup>78</sup>	224211 <sup>78</sup>	4234211 <sup>78</sup>	1
-------------------------------	-----	--	----------------------	-----------------------	---------	--------	-----	--------------------	----------------------	-----------------------	---

ESCALADE

V8 6.2L 376 CID Flex	L86	J	100255	2100255 <sup>70</sup>	4100255	2487 <sup>284</sup> 2488 <sup>155</sup> 2488FR <sup>155</sup>	22487 <sup>284</sup> N/A <sup>155</sup> N/A <sup>155</sup>	230129	2230129	4230129	
----------------------	-----	---	--------	-----------------------	---------	---	--	--------	---------	---------	--

ESCALADE ESV

V8 6.2L 376 CID Flex	L86	J	100255	2100255 <sup>70</sup>	4100255	2487 <sup>284</sup> 2488 <sup>155</sup> 2488FR <sup>155</sup>	22487 <sup>284</sup> N/A <sup>155</sup> N/A <sup>155</sup>	230129	2230129	4230129	
----------------------	-----	---	--------	-----------------------	---------	---	--	--------	---------	---------	--

N/A = Not Available N/R = Not Required N/S = Not Servicable For cabin air locator chart, see pages 5-12 See pages 13-16 for footnotes

1) ProSelect - Normal Driving - Traditional Change Intervals 2) NAPA Gold - Severe Driving - OE Recommended intervals 3) NAPA Platinum - Harsh Driving - OE Recommend Intervals

N/A = Non disponible N/R = Non nécessaire N/S = Non réparable Voir le tableau des filtres et d'habitacle aux pages 5-12 Voir pages 13-16 pour des notes

1) NAPA ProSelect et Argent - Conduite normale - Intervalles normaux de remplacement 2) NAPA Or - Conduite difficile - Intervalles recommandés par FEO 3) NAPA Platine - Conduite très difficile - Intervalles recommandés par FEO

N/A = No disponible N/R = No requerido N/S = No Servicable Para el aire de la cabina y tabla de localización de filtro, consulte las páginas 5-12 Ver las páginas 13-16 para las notas al pie de página

1) NAPA ProSelect y Plata - Manejo normal - Intervalos normales de cambio 2) NAPA Oro - Manejo difícil - Intervalos recomendados por el OEM 3) NAPA Platino - Manejo muy difícil - Intervalos recomendados por el OEM

*Italicized Part Numbers May Not Be Available.*

Las piezas con números en *italicas* pueden no estar disponibles.

Les numéros de pièce en *italiques* peuvent ne pas être disponibles.

P  
a  
s  
s  
C  
a  
r  
L  
i  
g  
h  
t  
T  
r  
u  
c  
k  
O  
i  
l  
-  
A  
i  
r  
-  
C  
a  
b  
i  
n



## CADILLAC 2019-2017

## Pass Car Light Truck - Oil - Air - Cabin

Year/Año/Année Model/Modelo/Modèle Engine/Motor/Moteur	Eng. Code Código de motor Code moteur	VIN NIV NIV	GOLD Oil Aceite Huile	ProSelect Oil Aceite Huile	Platinum Oil Aceite Huile	GOLD Air Aire Air	ProSelect Air Aire Air	GOLD Cabin Air Cabina Aire Cabine Air	ProSelect Cabin Air Cabina Aire Cabine Air	Platinum Cabin Air Cabina Aire Cabine Air	Loc. Cabin Air Cabina Aire Cabine Air
--	---	-------------------	--------------------------------	-------------------------------------	------------------------------------	----------------------------	---------------------------------	--	---	--	--

## CADILLAC (Cont'd/Suite)

**2019** (Cont'd/Suite)

XT4											
L4 2.0L 1998CC 122CID Turbo			100351 <sup>193</sup>	2100351 <sup>193</sup>	4100351 <sup>193</sup>	200419	N/A	4211 <sup>78</sup>	224211 <sup>78</sup>	4234211 <sup>78</sup>	
XT5											
V6 3.6L 217 CID	LGX	S	100412	2100412	N/A	200718	2200718	4211 <sup>78</sup>	224211 <sup>78</sup>	4234211 <sup>78</sup>	
XTS											
V6 3.6L 217 CID	LFX	3	100255	2100255 <sup>70</sup>	4100255	200039	2200039	230192 <sup>79</sup>	2230192 <sup>79</sup>	N/A <sup>79</sup>	1
V6 3.6L 3600CC 220CID Turbo	LF3	8	100255	2100255	4100255	200314	N/A	N/A 230192 <sup>79</sup>	N/A 2230192 <sup>79</sup>	N/A N/A <sup>79</sup>	

**2018**

ATS											
L4 2.0L 1998cc 122 CID Turbo	LTG	X	100290 <sup>53</sup>	2100290 <sup>70</sup>	4100290	9830	29830	4211	224211	4234211	1
V6 3.6L 217 CID	LGX	S	100412	2100412	N/A	9830	29830	4211	224211	4234211	1

ATS V											
V6 3.6L 217 Turbo	LF4	Y	100255	2100255	4100255	200646	2200646	4211	224211	4234211	1

CT6											
L4 2.0L 1998cc 122 CID Turbo	LTG	X	100290 <sup>53</sup>	2100290 <sup>70</sup>	4100290	200651	N/A	4211	224211	4234211	3
V6 3.0L 182 CID Turbo	LGW	6	100412	2100412	N/A	200432 Right 200431 Left	N/A Right N/A Left	4211	224211	4234211	
V6 3.6L	LGX	S	100412	2100412	N/A	200433	N/A	4211	224211	4234211	

CT6 Hybrid											
L4 2.0L 1998cc 122 CID Turbo	LTG	X	100290 <sup>53</sup>	2100290 <sup>70</sup>	4100290	200651	N/A	4211	224211	4234211	3

CTS											
L4 2.0L 1998cc 122 CID Turbo	LTG	X	100290 <sup>53</sup>	2100290 <sup>70</sup>	4100290	9830	29830	4211	224211	4234211	1
V6 3.6L 217 CID	LGX	S	100412	2100412	N/A	9830	29830	4211	224211	4234211	1
V6 3.6L 217 CID Turbo/Intercooled	LF3	8	100255	2100255 <sup>70</sup>	4100255	200400	N/A	4211	224211	4234211	1

CTS-V											
V8 6.2L 376 CID Super Charged	LT4		100290 <sup>53</sup>	2100290 <sup>70</sup>	4100290	200393	N/A	4211	224211	4234211	1

ESCALADE											
V8 6.2L 376 CID Flex	L86	J	100255	2100255 <sup>70</sup>	4100255	2487 <sup>284</sup> 2488 <sup>155</sup> 2488FR <sup>360</sup>	22487 <sup>284</sup> N/A <sup>155</sup> N/A <sup>360</sup>	230129	2230129	4230129	

ESCALADE ESV											
V8 6.2L 376 CID Flex	L86	J	100255	2100255 <sup>70</sup>	4100255	2487 <sup>284</sup> 2488 <sup>155</sup> 2488FR <sup>360</sup>	22487 <sup>284</sup> N/A <sup>155</sup> N/A <sup>360</sup>	230129	2230129	4230129	

XT5											
V6 3.6L 217 CID	LGX	S	100412	2100412	N/A	200718	2200718	4211	224211	4234211	

XTS											
V6 3.6L 217 CID	LFX	3	100255	2100255	4100255	200039	2200039	230192	2230192	N/A	1
V6 3.6L 3600CC 220CID Turbo	LF3	8	100255	2100255	4100255	200314	N/A	N/A 230192	N/A 2230192	N/A N/A	

**2017**

ATS											
L4 2.0L 1998cc 122 CID Turbo	LTG	X	100290 <sup>53</sup>	2100290 <sup>70</sup>	4100290	9830	29830	4211	224211	4234211	1
L4 2.5L 2457cc 150 CID	LCV	A	100290 <sup>53</sup>	2100290 <sup>70</sup>	4100290	9830	29830	4211	224211	4234211	1
V6 3.6L 217 CID	LGX	S	100412	2100412	N/A	200646(2)	N/A	4211	224211	4234211	1

ATS V											
V6 3.6L 217 Turbo	LF4	Y	100255	2100255 <sup>70</sup>	4100255	200681	N/A	4211	224211	4234211	1

N/A = Not Available N/R = Not Required N/S = Not Servicable For cabin air locator chart, see pages 5-12 See pages 13-16 for footnotes

1) ProSelect - Normal Driving - Traditional Change Intervals 2) NAPA Gold - Severe Driving - OE Recommended Intervals 3) NAPA Platinum - Harsh Driving - OE Recommend Intervals

N/A = Non disponible N/R = Non nécessaire N/S = Non réparable Voir le tableau des filtres et d'habitacle aux pages 5-12 Voir pages 13-16 pour des notes

1) NAPA ProSelect et Argent - Conduite normale - Intervalles normaux de remplacement 2) NAPA Or - Conduite difficile - Intervalles recommandés par FEO 3) NAPA Platine - Conduite très difficile - Intervalles recommandés par FEO

N/A = No disponible N/R = No requerido N/S = No Servicable Para el aire de la cabina y tabla de localización de filtro, consulte las páginas 5-12 Ver las páginas 13-16 para las notas al pie de página

1) NAPA ProSelect y Plata - Manejo normal - Intervalos normales de cambio 2) NAPA Oro - Manejo difícil - Intervalos recomendados por el OEM 3) NAPA Platino - Manejo muy difícil - Intervalos recomendados por el OEM

*Italicized Part Numbers May Not Be Available.*

Las piezas con números en *italicas* pueden no estar disponibles.  
Les numéros de pièce en *italiques* peuvent ne pas être disponibles.



## Pass Car Light Truck - Oil - Air - Cabin

CADILLAC 2017-2016

Year/Año/Année Model/Modelo/Modèle Engine/Motor/Moteur	Eng. Code Código de motor Code moteur	VIN NIV NIV	GOLD Oil Aceite Huile	ProSelect Oil Aceite Huile	Platinum Oil Aceite Huile	GOLD Air Aire Air	ProSelect Air Aire Air	GOLD Cabin Air Cabina Aire Cabine Air	ProSelect Cabin Air Cabina Aire Cabine Air	Platinum Cabin Air Cabina Aire Cabine Air	Loc. Cabin Air Cabina Aire Cabine Air
--	---	-------------------	--------------------------------	-------------------------------------	------------------------------------	----------------------------	---------------------------------	--	---	--	--

## CADILLAC (Cont'd/Suite)

## 2017 (Cont'd/Suite)

## CT6

HYBRID PLUG-IN			100290 <sup>53</sup>	2100290 <sup>70</sup>	4100290	200651	N/A	4211	224211	4234211	
L4 2.0L 1998cc 122 CID Turbo	LTG	X	100290 <sup>53</sup>	2100290 <sup>70</sup>	4100290	200651	N/A	4211	224211	4234211	3
V6 3.0L 182 CID Turbo	LGW	6	100412	2100412	N/A	200431	N/A	4211	224211	4234211	
						200432 Left	N/A				
						200433 Right	N/A				
V6 3.6L	LGX	S	100412	2100412	N/A	200433	N/A	4211	224211	4234211	

## CTS

L4 2.0L 1998cc 122 CID Turbo	LTG	X	100255	2100255 <sup>70</sup>	4100255	9830	29830	4211	224211	4234211	1
V6 3.6L 217 CID	LGX	S	100412	2100412	N/A	9830	29830	4211	224211	4234211	1
V6 3.6L 217 CID Turbo/Intercooled	LF3	8	100255	2100255 <sup>70</sup>	4100255	200400	N/A	4211	224211	4234211	1
V8 6.2L 376 CID Super Charged	LT4		100290 <sup>53</sup>	2100290 <sup>70</sup>	4100290	200393	N/A	4211	224211	4234211	1

## ESCALADE

V8 6.2L 376 CID Flex	L86	J	100255	2100255 <sup>70</sup>	4100255	2487 <sup>84</sup> 2488 <sup>155</sup> 2488FR <sup>360</sup>	22487 <sup>84</sup> N/A <sup>155</sup> N/A <sup>360</sup>	230129	2230129	4230129	
----------------------	-----	---	--------	-----------------------	---------	--	---	--------	---------	---------	--

## ESCALADE ESV

V8 6.2L 376 CID Flex	L86	J	100255	2100255 <sup>70</sup>	4100255	2487 <sup>84</sup> 2488 <sup>155</sup> 2488FR <sup>360</sup>	22487 <sup>84</sup> N/A <sup>155</sup> N/A <sup>360</sup>	230129	2230129	4230129	
----------------------	-----	---	--------	-----------------------	---------	--	---	--------	---------	---------	--

## XT5

V6 3.6L 217 CID	LGX	S	100412	2100412	N/A	200718	2200718	4211	224211	4234211	
-----------------	-----	---	--------	---------	-----	--------	---------	------	--------	---------	--

## XTS

V6 3.6L 217 CID	LFX	3	100255	2100255 <sup>70</sup>	4100255	200039	2200039	230192	2230192	N/A	1
V6 3.6L 217 CID Turbo	LF3		100255	2100255 <sup>70</sup>	4100255	200314	N/A	230192	2230192	N/A	1

## 2016

## ATS

L4 2.0L 1998cc 122 CID Turbo	LTG	X	100290 <sup>53</sup>	2100290 <sup>70</sup>	4100290	9830	29830	4211	224211	4234211	1
L4 2.5L 2457cc 150 CID	LCV	A	100290 <sup>53</sup>	2100290 <sup>70</sup>	4100290	9830	29830	4211	224211	4234211	1
V6 3.6L 217 CID	LGX	S	100412	2100412	N/A	200646(2)	N/A	4211	224211	4234211	1

## ATS V

V6 3.6L 217 Turbo	LF4	Y	100255	2100255 <sup>70</sup>	4100255	9830	29830	4211	224211	4234211	1
-------------------	-----	---	--------	-----------------------	---------	------	-------	------	--------	---------	---

## CT6

L4 2.0L 1998cc 122 CID Turbo	LTG	X	100290 <sup>53</sup>	2100290 <sup>70</sup>	4100290	200651	N/A	4211	224211	4234211	3
V6 3.0L 182 CID Turbo	LGW	6	100412	2100412	N/A	200431	N/A	4211 <sup>78</sup>	224211 <sup>78</sup>	4234211 <sup>78</sup>	
						200432	N/A				
V6 3.6L	LGX	S	100412	2100412	N/A	200433	N/A	4211 <sup>78</sup>	224211 <sup>78</sup>	4234211 <sup>78</sup>	

## CTS

L4 2.0L 1998cc 122 CID Turbo	LTG	X	100290 <sup>53</sup>	2100290 <sup>70</sup>	4100290	9830	29830	4211	224211	4234211	1
V6 3.6L 217 CID	LGX	S	100412	2100412	N/A	9830	29830	4211	224211	4234211	1
V6 3.6L 217 CID Turbo/Intercooled	LF3	8	100255	2100255 <sup>70</sup>	4100255	200400	N/A	4211	224211	4234211	1
V8 6.2L 376 CID Super Charged	LSA	P	100290 <sup>53</sup>	2100290 <sup>70</sup>	4100290	200393	N/A	4211	224211	4234211	1
	LT4		100290 <sup>53</sup>	2100290 <sup>70</sup>	4100290	200393	N/A	4211	224211	4234211	1

## ELR

L4 1.4L 1398cc 85 CID Electric/Gas	LUU		7143	N/A	N/A	9244	N/A	4590	224590	N/A	1
------------------------------------	-----	--	------	-----	-----	------	-----	------	--------	-----	---

## ESCALADE

V8 6.2L 376 CID Flex	L86	J	100255	2100255 <sup>70</sup>	4100255	2487 <sup>84</sup> 2488 <sup>155</sup> 2488FR <sup>360</sup>	22487 <sup>84</sup> N/A <sup>155</sup> N/A <sup>360</sup>	230129	2230129	4230129	
----------------------	-----	---	--------	-----------------------	---------	--	---	--------	---------	---------	--

N/A = Not Available N/R = Not Required N/S = Not Servicable For cabin air locator chart, see pages 5-12 See pages 13-16 for footnotes

1) ProSelect - Normal Driving - Traditional Change Intervals 2) NAPA Gold - Severe Driving - OE Recommended intervals 3) NAPA Platinum - Harsh Driving - OE Recommended Intervals

N/A = Non disponible N/R = Non nécessaire N/S = Non réparable Voir le tableau des filtres et d'habitacle aux pages 5-12 Voir pages 13-16 pour des notes

1) NAPA ProSelect et Argent - Conduite normale - Intervalles normaux de remplacement 2) NAPA Or - Conduite difficile - Intervalles recommandés par FEO 3) NAPA Platine - Conduite très difficile - Intervalles recommandés par FEO

N/A = No disponible N/R = No requerido N/S = No Servicable Para el aire de la cabina y tabla de localización de filtro, consulte las páginas 5-12 Ver las páginas 13-16 para las notas al pie de página

1) NAPA ProSelect y Plata - Manejo normal - Intervalles normales de cambio 2) NAPA Oro - Manejo difícil - Intervalles recomendados por el OEM 3) NAPA Platino - Manejo muy difícil - Intervalles recomendados por el OEM

Italicized Part Numbers May Not Be Available.

Las piezas con números en *italicas* pueden no estar disponibles.Les numéros de pièce en *italiques* peuvent ne pas être disponibles.

Pass Car Light Truck Oil - Air - Cabin



## CADILLAC 2016-2014

## Pass Car Light Truck - Oil - Air - Cabin

Year/Año/Année Model/Modelo/Modèle Engine/Motor/Moteur	Eng. Code Código de motor Code moteur	VIN NIV NIV	GOLD Oil Aceite Huile	ProSelect Oil Aceite Huile	Platinum Oil Aceite Huile	GOLD Air Aire Air	ProSelect Air Aire Air	GOLD Cabin Air Cabina Aire Cabine Air	ProSelect Cabin Air Cabina Aire Cabine Air	Platinum Cabin Air Cabina Aire Cabine Air	Loc. Cabin Air Cabina Aire Cabine Air
--	---	-------------------	--------------------------------	-------------------------------------	------------------------------------	----------------------------	---------------------------------	--	---	--	--

## CADILLAC (Cont'd/Suite)

**2016** (Cont'd/Suite)

## ESCALADE ESV

V8 6.2L 376 CID Flex	L86	J	100255	2100255 <sup>70</sup>	4100255	2487 <sup>284</sup> 2488 <sup>155</sup> 2488FR <sup>360</sup>	22487 <sup>284</sup> N/A <sup>155</sup> N/A <sup>360</sup>	230129	2230129	4230129	
----------------------	-----	---	--------	-----------------------	---------	---	--	--------	---------	---------	--

## SRX

V6 3.6L 217 CID Flex	LFX	3	100255	2100255 <sup>70</sup>	4100255	9158	29158	4590	224590	N/A	1
----------------------	-----	---	--------	-----------------------	---------	------	-------	------	--------	-----	---

## XTS

V6 3.6L 217 CID	LFX	3	100255	2100255 <sup>70</sup>	4100255	200253	N/A	4211	224211	4234211	1
V6 3.6L 217 CID Turbo/Intercooled	LF3	8	100255	2100255 <sup>70</sup>	4100255	200314	N/A	4211	224211	4234211	

**2015**

## ATS

L4 2.0L 1998cc 122 CID Turbo	LTG	X	100290 <sup>53</sup>	2100290 <sup>70</sup>	4100290	9830	29830	4211	224211	4234211	1
L4 2.5L 2457cc 150 CID	LCV	A	100290 <sup>53</sup>	2100290 <sup>70</sup>	4100290	9830	29830	4211	224211	4234211	1
V6 3.6L 217 CID Flex	LFX	3	7090	27090 <sup>70</sup>	47090	9830	29830	4211	224211	4234211	1

## CTS

L4 2.0L 1998cc 122 CID Turbo	LTG	X	100290 <sup>53</sup>	2100290 <sup>70</sup>	4100290	9830	29830	4211	224211	4234211	1
V6 3.6L 217 CID Flex	LFX	3	7090	27090	47090	9830	29830	4211	224211	4234211	1

## CTS V

V8 6.2L 376 CID Super Charged	LSA	P	7060 <sup>53</sup>	27060 <sup>70</sup>	47060	9499	N/A	4869	224869	N/A	1
-------------------------------	-----	---	--------------------	---------------------	-------	------	-----	------	--------	-----	---

## CTS Vsport

V6 3.6L 217 CID Turbo/Intercooled	LF3	8	100255	2100255 <sup>70</sup>	4100255	200400	N/A	4211	224211	4234211	1
-----------------------------------	-----	---	--------	-----------------------	---------	--------	-----	------	--------	---------	---

## ELR

L4 1.4L 1398cc 85 CID Electric/Gas	LUU	4	7143	N/A	N/A	9244	N/A	4590	224590	N/A	1
------------------------------------	-----	---	------	-----	-----	------	-----	------	--------	-----	---

## ESCALADE

V8 6.2L 376 CID Flex	L86	J	100255	2100255 <sup>70</sup>	4100255	2487 <sup>284</sup> 2488 <sup>155</sup> 2488FR <sup>360</sup>	22487 <sup>284</sup> N/A <sup>155</sup> N/A <sup>360</sup>	230129	2230129	4230129	
----------------------	-----	---	--------	-----------------------	---------	---	--	--------	---------	---------	--

## ESCALADE ESV

V8 6.2L 376 CID Flex	L86	J	100255	2100255 <sup>70</sup>	4100255	2487 <sup>284</sup> 2488 <sup>155</sup> 2488FR <sup>360</sup>	22487 <sup>284</sup> N/A <sup>155</sup> N/A <sup>360</sup>	230129	2230129	4230129	
----------------------	-----	---	--------	-----------------------	---------	---	--	--------	---------	---------	--

## SRX

V6 3.6L 217 CID Flex	LFX	3	100255	2100255 <sup>70</sup>	4100255	9158	29158	4191	224191	4234191	1
----------------------	-----	---	--------	-----------------------	---------	------	-------	------	--------	---------	---

## XTS

V6 3.6L 217 CID	LFX	3	100255	2100255 <sup>70</sup>	4100255	200039	2200039	4211	224211	4234211	1
V6 3.6L 217 CID Turbo/Intercooled	LF3	3	100255	2100255 <sup>70</sup>	4100255	200314	N/A	4211	224211	4234211	1

**2014**

## ATS

L4 2.0L 1998cc 122 CID Turbo	LTG	X	100290 <sup>53</sup>	2100290 <sup>70</sup>	4100290	9830	29830	4211	224211	4234211	1
L4 2.5L 2457cc 150 CID	LCV	A	100290 <sup>53</sup>	2100290 <sup>70</sup>	4100290	9830	29830	4211	224211	4234211	1
V6 3.6L 217 CID Flex	LFX	3	7090	27090 <sup>70</sup>	47090	9830	29830	4211	224211	4234211	1

## CTS

L4 2.0L 1998cc 122 CID Turbo	LTG	X	100290 <sup>53</sup>	2100290 <sup>70</sup>	4100290	9830	29830	4211	224211	4234211	1
V6 3.0L 182 CID	LFW	5	7090	27090 <sup>70</sup>	47090	9498	29498	4211	224211	4234211	1
V6 3.6L 217 CID Flex	LFX	3	7090	27090	47090	9498	29498	4211	224211	4234211	1

## CTS V

V8 6.2L 376 CID Super Charged	LSA	P	7060 <sup>53</sup>	27060 <sup>70</sup>	47060	9499	N/A	4211	224211	4234211	1
-------------------------------	-----	---	--------------------	---------------------	-------	------	-----	------	--------	---------	---

## CTS Vsport

V6 3.6L 217 CID Turbo/Intercooled	LF3	8	100255	2100255 <sup>70</sup>	4100255	200400	N/A	4211	224211	4234211	1
-----------------------------------	-----	---	--------	-----------------------	---------	--------	-----	------	--------	---------	---

## ELR

L4 1.4L 1398cc 85 CID Electric/Gas	LUU		7143	N/A	N/A	9244	N/A	4590	224590	N/A	1
------------------------------------	-----	--	------	-----	-----	------	-----	------	--------	-----	---

N/A = Not Available N/R = Not Required N/S = Not Servicable For cabin air locator chart, see pages 5-12 See pages 13-16 for footnotes

1) ProSelect - Normal Driving - Traditional Change Intervals 2) NAPA Gold - Severe Driving - OE Recommended intervals 3) NAPA Platinum - Harsh Driving - OE Recommend Intervals

N/A = Non disponible N/R = Non nécessaire N/S = Non réparable Voir le tableau des filtres et d'habitacle aux pages 5-12 Voir pages 13-16 pour des notes

1) NAPA ProSelect et Argent - Conduite normale - Intervalles normaux de remplacement 2) NAPA Or - Conduite difficile - Intervalles recommandés par FEO 3) NAPA Platine - Conduite très difficile - Intervalles recommandés par FEO

N/A = No disponible N/R = No requerido N/S = No Servicable Para el aire de la cabina y tabla de localización de filtro, consulte las páginas 5-12 Ver las páginas 13-16 para las notas al pie de página

1) NAPA ProSelect y Plata - Manejo normal - Intervalos normales de cambio 2) NAPA Oro - Manejo difícil - Intervalos recomendados por el OEM 3) NAPA Platino - Manejo muy difícil - Intervalos recomendados por el OEM

*Italicized Part Numbers May Not Be Available.*

Las piezas con números en *italicas* pueden no estar disponibles.  
Les numéros de pièce en *italiques* peuvent ne pas être disponibles.



## Pass Car Light Truck - Oil - Air - Cabin

CADILLAC 2014-2012

Year/Ano/Année Model/Modelo/Modèle Engine/Motor/Moteur	Eng. Code Código de motor Code moteur	VIN NIV NIV	GOLD Oil Aceite Huile	ProSelect Oil Aceite Huile	Platinum Oil Aceite Huile	GOLD Air Aire Air	ProSelect Air Aire Air	GOLD Cabin Air Cabina Aire Cabine Air	ProSelect Cabin Air Cabina Aire Cabine Air	Platinum Cabin Air Cabina Aire Cabine Air	Loc. Cabin Air Cabina Aire Cabine Air
--	---	-------------------	--------------------------------	-------------------------------------	------------------------------------	----------------------------	---------------------------------	--	---	--	--

## CADILLAC (Cont'd/Suite)

## 2014 (Cont'd/Suite)

## ESCALADE

V8 6.2L 376 CID Flex	L94	F	7060 <sup>53</sup>	27060 <sup>70</sup>	47060	2487 <sup>284</sup> 2488 <sup>155</sup> 2488FR <sup>360</sup>	22487 <sup>284</sup> N/A <sup>155</sup> N/A <sup>360</sup>	230428 <sup>79</sup> N/A <sup>79</sup>	2230428 <sup>79</sup> N/A <sup>79</sup>	N/A <sup>79</sup> N/A <sup>79</sup>	
----------------------	-----	---	--------------------	---------------------	-------	---	--	---	--	--	--

## ESCALADE ESV

V8 6.2L 376 CID Flex	L94	F	7060 <sup>53</sup>	27060 <sup>70</sup>	47060	2487 <sup>284</sup> 2488 <sup>155</sup> 2488FR <sup>360</sup>	22487 <sup>284</sup> N/A <sup>155</sup> N/A <sup>360</sup>	230428 230428 <sup>79</sup>	2230428 2230428 <sup>79</sup>	N/A N/A <sup>79</sup>	
----------------------	-----	---	--------------------	---------------------	-------	---	--	--------------------------------	----------------------------------	--------------------------	--

## SRX

V6 3.6L 217 CID Flex	LFX	3	100255	2100255 <sup>70</sup>	4100255	9158	29158	4191	224191	4234191	1
----------------------	-----	---	--------	-----------------------	---------	------	-------	------	--------	---------	---

## XTS

V6 3.6L 217 CID	LFX	3	100255	2100255 <sup>70</sup>	4100255	200314	N/A	4211	224211	4234211	1
V6 3.6L 217 CID Turbo/Intercooled	LF3	3	100255	2100255 <sup>70</sup>	4100255	200254	2200254	4211	224211	4234211	1

## 2013

## ATS

L4 2.0L 1998cc/122 CID Turbo	LTG	X	100290 <sup>53</sup>	2100290 <sup>70</sup>	4100290	9830	29830	4211	224211	4234211	1
L4 2.5L 2457cc 150 CID	LCV	A	100290 <sup>53</sup>	2100290 <sup>70</sup>	4100290	9830	29830	4211	224211	4234211	1
V6 3.6L 217 CID Flex	LFX	3	7090	27090 <sup>70</sup>	47090	9830	29830	4211	224211	4234211	1

## CTS

V6 3.0L 182 CID	LFW	5	7090	27090 <sup>70</sup>	47090	9498	29498	4869	224869	N/A	1
V6 3.6L 217 CID Flex	LFX	3	7090	27090 <sup>70</sup>	47090	9498	29498	4869	224869	N/A	1

## CTS V

V8 6.2L 376 CID Super Charged	LSA	P	7060 <sup>53</sup>	27060 <sup>70</sup>	47060	9499	N/A	4869	224869	N/A	1
-------------------------------	-----	---	--------------------	---------------------	-------	------	-----	------	--------	-----	---

## ESCALADE

V8 6.2L 376 CID Flex	L94	F	7060 <sup>53</sup>	27060 <sup>70</sup>	47060	2487 <sup>284</sup> 2488 <sup>155</sup> 2488FR <sup>360</sup>	22487 <sup>284</sup> N/A <sup>155</sup> N/A <sup>360</sup>	230428	2230428	N/A	
----------------------	-----	---	--------------------	---------------------	-------	---	--	--------	---------	-----	--

## ESCALADE ESV

V8 6.2L 376 CID Flex	L94	F	7060 <sup>53</sup>	27060 <sup>70</sup>	47060	2487 <sup>284</sup> 2488 <sup>155</sup> 2488FR <sup>360</sup>	22487 <sup>284</sup> N/A <sup>155</sup> N/A <sup>360</sup>	230428	2230428	N/A	
----------------------	-----	---	--------------------	---------------------	-------	---	--	--------	---------	-----	--

## ESCALADE EXT

V8 6.2L 376 CID Flex	L94	F	7060 <sup>53</sup>	27060 <sup>70</sup>	47060	2487 <sup>284</sup> 2488 <sup>155</sup> 2488FR <sup>360</sup>	22487 <sup>284</sup> N/A <sup>155</sup> N/A <sup>360</sup>	230428	2230428	N/A	
----------------------	-----	---	--------------------	---------------------	-------	---	--	--------	---------	-----	--

## ESCALADE HYBRID

V8 6.0L 5967cc 364 CID FlexElectric/Gas	LZ1	J	7060 <sup>53</sup>	27060 <sup>70</sup>	47060	2487 <sup>284</sup> 2488 <sup>155</sup> 2488FR <sup>360</sup>	22487 <sup>284</sup> N/A <sup>155</sup> N/A <sup>360</sup>	230428	2230428	N/A	
--	-----	---	--------------------	---------------------	-------	---	--	--------	---------	-----	--

## SRX

V6 3.6L 217 CID Flex	LFX	3	100255	2100255 <sup>70</sup>	4100255	9158	29158	4191	224191	4234191	1
----------------------	-----	---	--------	-----------------------	---------	------	-------	------	--------	---------	---

## XTS

V6 3.6L 217 CID	LFX	3	100255	2100255 <sup>70</sup>	4100255	200039	2200039	4211	224211	4234211	1
-----------------	-----	---	--------	-----------------------	---------	--------	---------	------	--------	---------	---

## 2012

## CTS

V6 3.0L 182 CID	LFW	5	7090	27090 <sup>70</sup>	47090	9498	29498	4869	224869	N/A	1
V6 3.6L 217 CID	LFX	3	7090	27090 <sup>70</sup>	47090	9498	29498	4869	224869	N/A	1

## CTS V

V8 6.2L 376 CID Super Charged	LSA	P	7060 <sup>53</sup>	27060 <sup>70</sup>	47060	9499	N/A	4869	224869	N/A	1
-------------------------------	-----	---	--------------------	---------------------	-------	------	-----	------	--------	-----	---

N/A = Not Available N/R = Not Required N/S = Not Servicable For cabin air locator chart, see pages 5-12 See pages 13-16 for footnotes

1) ProSelect - Normal Driving - Traditional Change Intervals 2) NAPA Gold - Severe Driving - OE Recommended intervals 3) NAPA Platinum - Harsh Driving - OE Recommend Intervals

N/A = Non disponible N/R = Non nécessaire N/S = Non réparable Voir le tableau des filtres et d'habitacle aux pages 5-12 Voir pages 13-16 pour des notes

1) NAPA ProSelect et Argent - Conduite normale - Intervalles normaux de remplacement 2) NAPA Or - Conduite difficile - Intervalles recommandés par FEO 3) NAPA Platine - Conduite très difficile - Intervalles recommandés par FEO

N/A = No disponible N/R = No requerido N/S = No Servicable Para el aire de la cabina y tabla de localización de filtro, consulte las páginas 5-12 Ver las páginas 13-16 para las notas al pie de página

1) NAPA ProSelect y Plata - Manejo normal - Intervalos normales de cambio 2) NAPA Oro - Manejo difícil - Intervalos recomendados por el OEM 3) NAPA Platino - Manejo muy difícil - Intervalos recomendados por el OEM

*Italicized Part Numbers May Not Be Available.*

Las piezas con números en *italicas* pueden no estar disponibles.

Les numéros de pièce en *italiques* peuvent ne pas être disponibles.



## CADILLAC 2012-2010

## Pass Car Light Truck - Oil - Air - Cabin

Year/Año/Année Model/Modelo/Modèle Engine/Motor/Moteur	Eng. Code Código de motor Code moteur	VIN NIV NIV	GOLD Oil Aceite Huile	ProSelect Oil Aceite Huile	Platinum Oil Aceite Huile	GOLD Air Aire Air	ProSelect Air Aire Air	GOLD Cabin Air Cabina Aire Cabine Air	ProSelect Cabin Air Cabina Aire Cabine Air	Platinum Cabin Air Cabina Aire Cabine Air	Loc. Cabin Air Cabina Aire Cabine Air
--	---	-------------------	--------------------------------	-------------------------------------	------------------------------------	----------------------------	---------------------------------	--	---	--	--

## CADILLAC (Cont'd/Suite)

## 2012 (Cont'd/Suite)

## ESCALADE

V8 6.2L 376 CID Flex	L94	F	7060 <sup>53</sup>	27060 <sup>70</sup>	47060	2487 <sup>284</sup> 2488 <sup>155</sup> 2488FR <sup>360</sup>	22487 <sup>284</sup> N/A <sup>155</sup> N/A <sup>360</sup>	230428	2230428	N/A	
----------------------	-----	---	--------------------	---------------------	-------	---	--	--------	---------	-----	--

## ESCALADE HYBRID

V8 6.0L 5967cc 364 CID FlexElectric/Gas	LZ1	J	7060 <sup>53</sup>	27060 <sup>70</sup>	47060	2487 <sup>284</sup> 2488 <sup>155</sup> 2488FR <sup>360</sup>	22487 <sup>284</sup> N/A <sup>155</sup> N/A <sup>360</sup>	230428	2230428	N/A	
--	-----	---	--------------------	---------------------	-------	---	--	--------	---------	-----	--

## SRX

V6 3.6L 217 CID Flex	LFX	3	100255	2100255 <sup>70</sup>	4100255	9158	29158	4191	224191	4234191	1
----------------------	-----	---	--------	-----------------------	---------	------	-------	------	--------	---------	---

## 2011

## CTS

V6 3.0L 182 CID	LF1	Y	7090	27090 <sup>70</sup>	47090	9498	29498	4869	224869	N/A	1
V6 3.6L 217 CID	LLT	D	7090	27090 <sup>70</sup>	47090	9498	29498	4869	224869	N/A	1

## CTS V

V8 6.2L 376 CID Super Charged	LSA	P	7060 <sup>53</sup>	27060 <sup>70</sup>	47060	9499	N/A	4869	224869	N/A	1
-------------------------------	-----	---	--------------------	---------------------	-------	------	-----	------	--------	-----	---

## DTS

V8 4.6L 281 CID	L37	S	1522 <sup>53</sup>	21522 <sup>70</sup>	41522	6902	26902	4812 <sup>79</sup> 4813 <sup>78</sup>	224812 <sup>79</sup> 224813 <sup>78</sup>	4234812 <sup>79</sup> N/A <sup>78</sup>	1 1
	LD8	6	1522 <sup>53</sup>	21522 <sup>70</sup>	41522	6902	26902	4812 <sup>79</sup> 4813 <sup>78</sup>	224812 <sup>79</sup> 224813 <sup>78</sup>	4234812 <sup>79</sup> N/A <sup>78</sup>	1 1

## ESCALADE

V8 6.2L 376 CID Flex	L94	F	7060 <sup>53</sup>	27060 <sup>70</sup>	47060	2487 <sup>284</sup> 2488 <sup>155</sup> 2488FR <sup>360</sup>	22487 <sup>284</sup> N/A <sup>155</sup> N/A <sup>360</sup>	230428	2230428	N/A	
----------------------	-----	---	--------------------	---------------------	-------	---	--	--------	---------	-----	--

## ESCALADE HYBRID

V8 6.0L 5967cc 364 CID FlexElectric/Gas	LZ1	J	7060 <sup>53</sup>	27060 <sup>70</sup>	47060	2487 <sup>284</sup> 2488 <sup>155</sup> 2488FR <sup>360</sup>	22487 <sup>284</sup> N/A <sup>155</sup> N/A <sup>360</sup>	N/R	N/R	N/R	
--	-----	---	--------------------	---------------------	-------	---	--	-----	-----	-----	--

## SRX

V6 2.8L 2792cc 170 CID Turbo	LAU	6	7090	27090 <sup>70</sup>	47090	9158	29158	4191	224191	4234191	3
V6 3.0L 182 CID	LF1	Y	100255	2100255 <sup>70</sup>	4100255	9158	29158	4191	224191	4234191	3
V6 3.6L 217 CID (Mex.)	LFX	3	7090	27090	47090	9498	29498	N/A	N/A	N/A	

## STS

V6 3.6L 217 CID	LLT	D	7090	27090 <sup>70</sup>	47090	2864	22864	4869	224869	N/A	1
-----------------	-----	---	------	---------------------	-------	------	-------	------	--------	-----	---

## 2010

## CTS

V6 3.0L 182 CID	LF1	G	7090	27090 <sup>70</sup>	47090	9498	29498	4869	224869	N/A	1
V6 3.6L 217 CID	LLT	V	7090	27090 <sup>70</sup>	47090			4869	224869	N/A	1

## CTS V

V8 6.2L 376 CID Super Charged	LSA	P	7060 <sup>53</sup>	27060 <sup>70</sup>	47060	9499	N/A	4869	224869	N/A	1
-------------------------------	-----	---	--------------------	---------------------	-------	------	-----	------	--------	-----	---

## DTS

V8 4.6L 281 CID			1522 <sup>53</sup>	21522 <sup>70</sup>	41522	6902	26902	4812 <sup>79</sup> 4813 <sup>78</sup>	224812 <sup>79</sup> 224813 <sup>78</sup>	4234812 <sup>79</sup> N/A <sup>78</sup>	1 1
		9	1522 <sup>53</sup>	21522 <sup>70</sup>	41522	6902	26902	4812 <sup>79</sup> 4813 <sup>78</sup>	224812 <sup>79</sup> 224813 <sup>78</sup>	4234812 <sup>79</sup> N/A <sup>78</sup>	1 1

## ESCALADE

V8 6.2L 376 CID Flex	L94	F	7060 <sup>53</sup>	27060 <sup>70</sup>	47060	2487 <sup>284</sup> 2488 <sup>155</sup> 2488FR <sup>360</sup>	22487 <sup>284</sup> N/A <sup>155</sup> N/A <sup>360</sup>	230428	2230428	N/A	
----------------------	-----	---	--------------------	---------------------	-------	---	--	--------	---------	-----	--

## ESCALADE HYBRID

V8 6.0L 5967cc 364 CID FlexElectric/Gas	LZ1	J	7060 <sup>53</sup>	27060 <sup>70</sup>	47060	2488 <sup>155</sup> 2488FR <sup>360</sup>	N/A <sup>155</sup> N/A <sup>360</sup>	230428	2230428	N/A	
--	-----	---	--------------------	---------------------	-------	--	--	--------	---------	-----	--

N/A = Not Available N/R = Not Required N/S = Not Servicable For cabin air locator chart, see pages 5-12 See pages 13-16 for footnotes

1) ProSelect - Normal Driving - Traditional Change Intervals 2) NAPA Gold - Severe Driving - OE Recommended Intervals 3) NAPA Platinum - Harsh Driving - OE Recommend Intervals

N/A = Non disponible N/R = Non nécessaire N/S = Non réparable Voir le tableau des filtres et d'habitacle aux pages 5-12 Voir pages 13-16 pour des notes

1) NAPA ProSelect et Argent - Conduite normale - Intervalles normaux de remplacement 2) NAPA Or - Conduite difficile - Intervalles recommandés par FEO 3) NAPA Platine - Conduite très difficile - Intervalles recommandés par FEO

N/A = No disponible N/R = No requerido N/S = No Servicable Para el aire de la cabina y tabla de localización de filtro, consulte las páginas 5-12 Ver las páginas 13-16 para las notas al pie de página

1) NAPA ProSelect y Plata - Manejo normal - Intervalos normales de cambio 2) NAPA Oro - Manejo difícil - Intervalos recomendados por el OEM 3) NAPA Platino - Manejo muy difícil - Intervalos recomendados por el OEM

*Italicized Part Numbers May Not Be Available.*

Las piezas con números en *italicas* pueden no estar disponibles.  
Les numéros de pièce en *italiques* peuvent ne pas être disponibles.





## Pass Car Light Truck - Oil - Air - Cabin

CADILLAC 2010-2008

Year/Año/Année Model/Modelo/Modèle Engine/Motor/Moteur	Eng. Code Código de motor Code moteur	VIN NIV NIV	GOLD Oil Aceite Huile	ProSelect Oil Aceite Huile	Platinum Oil Aceite Huile	GOLD Air Aire Air	ProSelect Air Aire Air	GOLD Cabin Air Cabina Aire Cabine Air	ProSelect Cabin Air Cabina Aire Cabine Air	Platinum Cabin Air Cabina Aire Cabine Air	Loc. Cabin Air Cabina Aire Cabine Air
--	---	-------------------	--------------------------------	-------------------------------------	------------------------------------	----------------------------	---------------------------------	--	---	--	--

## CADILLAC (Cont'd/Suite)

## 2010 (Cont'd/Suite)

## SRX

V6 2.8L 2792cc 170 CID Turbo	LAU	4	7090	27090 <sup>70</sup>	47090	9158	29158	4191	224191	4234191	3
V6 3.0L 182 CID	LF1	Y	7060 <sup>53</sup>	27060 <sup>70</sup>	47060	9158	29158	4191	224191	4234191	3

## STS

V6 3.6L 217 CID	LLT	V	7090	27090 <sup>70</sup>	47090	2864	22864	4869	224869	N/A	1
V8 4.6L 281 CID		A	1522 <sup>53</sup>	21522 <sup>70</sup>	41522	2864	22864	4869	224869	N/A	1

## 2009

## CTS

V6 3.6L 217 CID		7	7090	27090 <sup>70</sup>	47090	9498	29498	4869	224869	N/A	1
	LLT	V	7090	27090 <sup>70</sup>	47090	9498	29498	4869	224869	N/A	1

## CTS V

V8 6.2L 376 CID Super Charged	LSA	P	7060 <sup>53</sup>	27060 <sup>70</sup>	47060	9499	N/A	4869	224869	N/A	1
-------------------------------	-----	---	--------------------	---------------------	-------	------	-----	------	--------	-----	---

## DTS

V8 4.6L 281 CID			1522 <sup>53</sup>	21522 <sup>70</sup>	41522	6902	26902	4812 <sup>79</sup> 4813 <sup>78</sup>	224812 <sup>79</sup> 224813 <sup>78</sup>	4234812 <sup>79</sup> N/A <sup>78</sup>	1 1
		9	1522 <sup>53</sup>	21522 <sup>70</sup>	41522	6902	26902	4812 <sup>79</sup> 4813 <sup>78</sup>	224812 <sup>79</sup> 224813 <sup>78</sup>	4234812 <sup>79</sup> N/A <sup>78</sup>	1 1

## ESCALADE

V8 6.2L 376 CID Flex	L9H	2	7060 <sup>53</sup>	27060 <sup>70</sup>	47060	2487 <sup>284</sup> 2488 <sup>155</sup> 2488FR <sup>360</sup>	22487 <sup>284</sup> N/A <sup>155</sup> N/A <sup>360</sup>	230428	2230428	N/A	
----------------------	-----	---	--------------------	---------------------	-------	---	--	--------	---------	-----	--

## ESCALADE HYBRID

V8 6.0L 5967cc 364 CID Electric/Gas	LFA	5	7060 <sup>53</sup>	27060 <sup>70</sup>	47060	2487 <sup>284</sup> 2488 <sup>155</sup> 2488FR <sup>360</sup>	22487 <sup>284</sup> N/A <sup>155</sup> N/A <sup>360</sup>	230428	2230428	N/A	
-------------------------------------	-----	---	--------------------	---------------------	-------	---	--	--------	---------	-----	--

## SRX

V6 3.6L 217 CID		7	7090	27090 <sup>70</sup>	47090	2864	22864	4869 <sup>172</sup> 4495 <sup>171</sup>	224869 <sup>172</sup> N/A <sup>171</sup>	N/A <sup>172</sup> N/A <sup>171</sup>	1 1
V8 4.6L 281 CID		A	1522 <sup>53</sup>	21522 <sup>70</sup>	41522	2864	22864	4869 <sup>172</sup> 4495 <sup>171</sup>	224869 <sup>172</sup> N/A <sup>171</sup>	N/A <sup>172</sup> N/A <sup>171</sup>	1 1

## STS

V6 3.6L 217 CID	LLT	V	7090	27090 <sup>70</sup>	47090	2864	22864	4869	224869	N/A	1
V8 4.6L 281 CID		A	1522 <sup>53</sup>	21522 <sup>70</sup>	41522	2864	22864	4869	224869	N/A	1

## STS V

V8 4.4L 4371cc 267 CID Super Charged		D	100454	N/A	4100454	201037	N/A	4495	N/A	N/A	1
--------------------------------------	--	---	--------	-----	---------	--------	-----	------	-----	-----	---

## XLR

V8 4.6L 281 CID		A	1522 <sup>53</sup>	21522 <sup>70</sup>	41522	6302	26302	4480 <sup>164</sup>	224480 <sup>164</sup>	N/A <sup>164</sup>	1
-----------------	--	---	--------------------	---------------------	-------	------	-------	---------------------	-----------------------	--------------------	---

## XLR V

V8 4.4L 4371cc 267 CID Super Charged		D	100454	N/A	4100454	2821	N/A	4480 <sup>164</sup>	224480 <sup>164</sup>	N/A <sup>164</sup>	1
--------------------------------------	--	---	--------	-----	---------	------	-----	---------------------	-----------------------	--------------------	---

## 2008

## BLS

L4 2.0L 1998cc 122 CID (Mex.)			7082	27082	47082	6915	N/A	4525	N/A	N/A	
-------------------------------	--	--	------	-------	-------	------	-----	------	-----	-----	--

## CTS

V6 3.6L 217 CID		7	7090	27090 <sup>70</sup>	47090	9498	29498	4869	224869	N/A	1
	LLT	V	7090	27090 <sup>70</sup>	47090	9498	29498	4869	224869	N/A	1

## DTS

V8 4.6L 281 CID			1522 <sup>53</sup>	21522 <sup>70</sup>	41522	6902	26902	4812 <sup>79</sup> 4813 <sup>78</sup>	224812 <sup>79</sup> 224813 <sup>78</sup>	4234812 <sup>79</sup> N/A <sup>78</sup>	1 1
		9	1522 <sup>53</sup>	21522 <sup>70</sup>	41522	6902	26902	4812 <sup>79</sup> 4813 <sup>78</sup>	224812 <sup>79</sup> 224813 <sup>78</sup>	4234812 <sup>79</sup> N/A <sup>78</sup>	1 1

N/A = Not Available N/R = Not Required N/S = Not Servicable For cabin air locator chart, see pages 5-12 See pages 13-16 for footnotes

1) ProSelect - Normal Driving - Traditional Change Intervals 2) NAPA Gold - Severe Driving - OE Recommended intervals 3) NAPA Platinum - Harsh Driving - OE Recommend Intervals

N/A = Non disponible N/R = Non nécessaire N/S = Non réparable Voir le tableau des filtres et d'habitacle aux pages 5-12 Voir pages 13-16 pour des notes

1) NAPA ProSelect et Argent - Conduite normale - Intervalles normaux de remplacement 2) NAPA Or - Conduite difficile - Intervalles recommandés par FEO 3) NAPA Platine - Conduite très difficile - Intervalles recommandés par FEO

N/A = No disponible N/R = No requerido N/S = No Servicable Para el aire de la cabina y tabla de localización de filtro, consulte las páginas 5-12 Ver las páginas 13-16 para las notas al pie de página

1) NAPA ProSelect y Plata - Manejo normal - Intervalos normales de cambio 2) NAPA Oro - Manejo difícil - Intervalos recomendados por el OEM 3) NAPA Platino - Manejo muy difícil - Intervalos recomendados por el OEM

*Italicized Part Numbers May Not Be Available.*

Las piezas con números en *italicas* pueden no estar disponibles.

Les numéros de pièce en *italiques* peuvent ne pas être disponibles.

P  
a  
s  
s  
C  
a  
r  
L  
i  
g  
h  
t  
T  
r  
u  
c  
k  
O  
i  
l  
-  
A  
i  
r  
-  
C  
a  
b  
i  
n



## CADILLAC 2008-2007

## Pass Car Light Truck - Oil - Air - Cabin

Year/Año/Année Model/Modelo/Modèle Engine/Motor/Moteur	Eng. Code Código de motor Code moteur	VIN NIV NIV	GOLD Oil Aceite Huile	ProSelect Oil Aceite Huile	Platinum Oil Aceite Huile	GOLD Air Aire Air	ProSelect Air Aire Air	GOLD Cabin Air Cabina Aire Cabine Air	ProSelect Cabin Air Cabina Aire Cabine Air	Platinum Cabin Air Cabina Aire Cabine Air	Loc. Cabin Air Cabina Aire Cabine Air
--	---	-------------------	--------------------------------	-------------------------------------	------------------------------------	----------------------------	---------------------------------	--	---	--	--

## CADILLAC (Cont'd/Suite)

## 2008 (Cont'd/Suite)

## ESCALADE

V8 6.2L 6199cc 378 CID	L92	8	7060 <sup>53</sup>	27060 <sup>70</sup>	47060	2487 <sup>284</sup> 2488 <sup>155</sup> 2488FR <sup>360</sup>	22487 <sup>284</sup> N/A <sup>155</sup> N/A <sup>360</sup>	230428	2230428	N/A	
------------------------	-----	---	--------------------	---------------------	-------	---	--	--------	---------	-----	--

## SRX

V6 3.6L 217 CID		7	7090	27090 <sup>70</sup>	47090	2864	22864	4869 <sup>172</sup> 4495 <sup>171</sup>	224869 <sup>172</sup> N/A <sup>171</sup>	N/A <sup>172</sup> N/A <sup>171</sup>	1 1
V8 4.6L 281 CID		A	1522 <sup>53</sup>	21522 <sup>70</sup>	41522	2864	22864	4869 <sup>172</sup> 4495 <sup>171</sup>	224869 <sup>172</sup> N/A <sup>171</sup>	N/A <sup>172</sup> N/A <sup>171</sup>	1 1

## STS

V6 3.6L 217 CID	LLT	V	7090	27090 <sup>70</sup>	47090	2864	22864	4869	224869	N/A	1
V8 4.6L 281 CID		A	1522 <sup>53</sup>	21522 <sup>70</sup>	41522	2864	22864	4869	224869	N/A	1

## STS V

V8 4.4L 4371cc 267 CID Super Charged		D	100454	N/A	4100454	201037	N/A	4495	N/A	N/A	1
--------------------------------------	--	---	--------	-----	---------	--------	-----	------	-----	-----	---

## XLR

V8 4.6L 281 CID		A	1522 <sup>53</sup>	21522 <sup>70</sup>	41522	6302	26302	4480 <sup>164</sup>	224480 <sup>164</sup>	N/A <sup>164</sup>	1
-----------------	--	---	--------------------	---------------------	-------	------	-------	---------------------	-----------------------	--------------------	---

## XLR V

V8 4.4L 4371cc 267 CID Super Charged		D	100454	N/A	4100454	2821	N/A	4480 <sup>164</sup>	224480 <sup>164</sup>	N/A <sup>164</sup>	1
--------------------------------------	--	---	--------	-----	---------	------	-----	---------------------	-----------------------	--------------------	---

## 2007

## BLS

L4 2.0L 1998cc 122 CID (Mex.)			7082	27082	47082	6915	N/A	4525	N/A	N/A	
-------------------------------	--	--	------	-------	-------	------	-----	------	-----	-----	--

## CTS

V6 2.8L 2792cc 170 CID		T	7090	27090 <sup>70</sup>	47090	6653	26653	4869	224869	N/A	1
V6 3.6L 217 CID		7	7090	27090 <sup>70</sup>	47090	6653	26653	4869	224869	N/A	1

## CTS V

V8 6.0L 5967cc 364 CID		U	7060 <sup>53</sup>	27060 <sup>70</sup>	47060	2827	N/A	4869	224869	N/A	1
------------------------	--	---	--------------------	---------------------	-------	------	-----	------	--------	-----	---

## DTS

V8 4.6L 281 CID			1522 <sup>53</sup>	21522 <sup>70</sup>	41522	6902	26902	4813 <sup>78</sup> 4812 <sup>79</sup>	224813 <sup>78</sup> 224812 <sup>79</sup>	N/A <sup>78</sup> 4234812 <sup>79</sup>	1 1
		9	1522 <sup>53</sup>	21522 <sup>70</sup>	41522	6902	26902	4813 <sup>78</sup> 4812 <sup>79</sup>	224813 <sup>78</sup> 224812 <sup>79</sup>	N/A <sup>78</sup> 4234812 <sup>79</sup>	1 1

## ESCALADE

V8 6.2L 6199cc 378 CID	L92	8	7060 <sup>53</sup>	27060 <sup>70</sup>	47060	2487 <sup>284</sup> 2488 <sup>155</sup> 2488FR <sup>360</sup>	22487 <sup>284</sup> N/A <sup>155</sup> N/A <sup>360</sup>	230428	2230428	N/A	
------------------------	-----	---	--------------------	---------------------	-------	---	--	--------	---------	-----	--

## SRX

V6 3.6L 217 CID		7	7090	27090 <sup>70</sup>	47090	2864	22864	4869 <sup>172</sup> 4495 <sup>171</sup>	224869 <sup>172</sup> N/A <sup>171</sup>	N/A <sup>172</sup> N/A <sup>171</sup>	1 1
V8 4.6L 281 CID		A	1522 <sup>53</sup>	21522 <sup>70</sup>	41522	2864	22864	4869	224869	N/A	1

## STS

V6 3.6L 217 CID		7	7090	27090 <sup>70</sup>	47090	2864	22864	4495	N/A	N/A	1
V8 4.6L 281 CID		A	1522 <sup>53</sup>	21522 <sup>70</sup>	41522	2864	22864	4495	N/A	N/A	1

## STS V

V8 4.4L 4371cc 267 CID Super Charged		D	100454	N/A	4100454	201037	N/A	4495	N/A	N/A	1
--------------------------------------	--	---	--------	-----	---------	--------	-----	------	-----	-----	---

## XLR

V8 4.6L 281 CID		A	1522 <sup>53</sup>	21522 <sup>70</sup>	41522	6302	26302	4480 <sup>164</sup>	224480 <sup>164</sup>	N/A <sup>164</sup>	1
-----------------	--	---	--------------------	---------------------	-------	------	-------	---------------------	-----------------------	--------------------	---

## XLR V

V8 4.4L 4371cc 267 CID Super Charged		D	100454	N/A	4100454	2821	N/A	4480 <sup>164</sup>	224480 <sup>164</sup>	N/A <sup>164</sup>	1
--------------------------------------	--	---	--------	-----	---------	------	-----	---------------------	-----------------------	--------------------	---

N/A = Not Available N/R = Not Required N/S = Not Servicable For cabin air locator chart, see pages 5-12 See pages 13-16 for footnotes

1) ProSelect - Normal Driving - Traditional Change Intervals 2) NAPA Gold - Severe Driving - OE Recommended intervals 3) NAPA Platinum - Harsh Driving - OE Recommend Intervals

N/A = Non disponible N/R = Non nécessaire N/S = Non réparable Voir le tableau des filtres et d'habitacle aux pages 5-12 Voir pages 13-16 pour des notes

1) NAPA ProSelect et Argent - Conduite normale - Intervalles normaux de remplacement 2) NAPA Or - Conduite difficile - Intervalles recommandés par FEO 3) NAPA Platine - Conduite très difficile - Intervalles recommandés par FEO

N/A = No disponible N/R = No requerido N/S = No Servicable Para el aire de la cabina y tabla de localización de filtro, consulte las páginas 5-12 Ver las páginas 13-16 para las notas al pie de página

1) NAPA ProSelect y Plata - Manejo normal - Intervalos normales de cambio 2) NAPA Oro - Manejo difícil - Intervalos recomendados por el OEM 3) NAPA Platino - Manejo muy difícil - Intervalos recomendados por el OEM

*Italicized Part Numbers May Not Be Available.*

Las piezas con números en *italicas* pueden no estar disponibles.  
Les numéros de pièce en *italiques* peuvent ne pas être disponibles.



## Pass Car Light Truck - Oil - Air - Cabin

CADILLAC 2006-2005

Year/Año/Année Model/Modelo/Modèle Engine/Motor/Moteur	Eng. Code Código de motor Code moteur	VIN NIV NIV	GOLD Oil Aceite Huile	ProSelect Oil Aceite Huile	Platinum Oil Aceite Huile	GOLD Air Aire Air	ProSelect Air Aire Air	GOLD Cabin Air Cabina Aire Cabine Air	ProSelect Cabin Air Cabina Aire Cabine Air	Platinum Cabin Air Cabina Aire Cabine Air	Loc. Cabin Air Cabina Aire Cabine Air
--	---	-------------------	--------------------------------	-------------------------------------	------------------------------------	----------------------------	---------------------------------	--	---	--	--

## CADILLAC (Cont'd/Suite)

**2006**

## CTS

V6 2.8L 2792cc 170 CID		T	7090	27090 <sup>70</sup>	47090	6653	26653	4869	224869	N/A	1
V6 3.6L 217 CID		7	7090	27090 <sup>70</sup>	47090	6653	26653	4869	224869	N/A	1

## CTS V

V8 6.0L 5967cc 364 CID		U	1042 <sup>53</sup>	21042 <sup>70</sup>	41042	2827	N/A	4869	224869	N/A	1
------------------------	--	---	--------------------	---------------------	-------	------	-----	------	--------	-----	---

## DTS

V8 4.6L 281 CID			1522 <sup>53</sup>	21522 <sup>70</sup>	41522	6902	26902	4813 <sup>78</sup> 4812 <sup>79</sup>	224813 <sup>78</sup> 224812 <sup>79</sup>	N/A <sup>78</sup> 4234812 <sup>79</sup>	1
		9	1522 <sup>53</sup>	21522 <sup>70</sup>	41522	6902	26902	4813 <sup>78</sup> 4812 <sup>79</sup>	224813 <sup>78</sup> 224812 <sup>79</sup>	N/A <sup>78</sup> 4234812 <sup>79</sup>	1

## ESCALADE

V8 6.0L 5967cc 364 CID		N	1042 <sup>53</sup>	21042 <sup>70</sup>	41042	2487 <sup>284</sup> 2488 <sup>155</sup> 2488FR <sup>360</sup>	22487 <sup>284</sup> N/A <sup>155</sup> N/A <sup>360</sup>	4814	224814	N/A	3
------------------------	--	---	--------------------	---------------------	-------	---	--	------	--------	-----	---

## SRX

V6 3.6L 217 CID		7	7090	27090 <sup>70</sup>	47090	2864	22864	4869	224869	N/A	1
V8 4.6L 281 CID		A	1522 <sup>53</sup>	21522 <sup>70</sup>	41522	2864	22864	4869	224869	N/A	1

## STS

V6 3.6L 217 CID		7	7090	27090 <sup>70</sup>	47090	2864	22864	4495	N/A	N/A	1
V8 4.6L 281 CID		A	1522 <sup>53</sup>	21522 <sup>70</sup>	41522	2864	22864	4495	N/A	N/A	1

## STS V

V8 4.4L 4371cc 267 CID Super Charged		D	100454	N/A	4100454	201037	N/A	4495	N/A	N/A	1
--------------------------------------	--	---	--------	-----	---------	--------	-----	------	-----	-----	---

## XLR

V8 4.6L 281 CID		A	1522 <sup>53</sup>	21522 <sup>70</sup>	41522	6302	26302	4480 <sup>164</sup>	224480 <sup>164</sup>	N/A <sup>164</sup>	1
-----------------	--	---	--------------------	---------------------	-------	------	-------	---------------------	-----------------------	--------------------	---

## XLR V

V8 4.4L 4371cc 267 CID Super Charged		D	100454	N/A	4100454	2821	N/A	4480 <sup>164</sup>	224480 <sup>164</sup>	N/A <sup>164</sup>	1
--------------------------------------	--	---	--------	-----	---------	------	-----	---------------------	-----------------------	--------------------	---

**2005**

## CTS

V6 2.8L 2792cc 170 CID		T	7090	27090 <sup>70</sup>	47090	6653	26653	4869	224869	N/A	1
V6 3.6L 217 CID		7	7090	27090 <sup>70</sup>	47090	6653	26653	4869	224869	N/A	1

## CTS V

V8 5.7L 346 CID		S	1042 <sup>53</sup>	21042 <sup>70</sup>	41042	2827	N/A	4869	224869	N/A	1
-----------------	--	---	--------------------	---------------------	-------	------	-----	------	--------	-----	---

## DEVILLE

V8 4.6L 281 CID			1522 <sup>53</sup>	21522 <sup>70</sup>	41522	6302	26302	4813	224813	N/A	2
		9	1522 <sup>53</sup>	21522 <sup>70</sup>	41522	6302	26302	4813	224813	N/A	2

## ESCALADE

V8 5.3L 325 CID		T	1042 <sup>53</sup>	21042 <sup>70</sup>	41042	2487 <sup>284</sup> 2488 <sup>155</sup> 2488FR <sup>360</sup>	22487 <sup>284</sup> N/A <sup>155</sup> N/A <sup>360</sup>	4814	224814	N/A	3
V8 6.0L 5967cc 364 CID		N	1042 <sup>53</sup>	21042 <sup>70</sup>	41042	2487 <sup>284</sup> 2488 <sup>155</sup> 2488FR <sup>360</sup>	22487 <sup>284</sup> N/A <sup>155</sup> N/A <sup>360</sup>	4814	224814	N/A	3

## SRX

V6 3.6L 217 CID		7	7090	27090 <sup>70</sup>	47090	2864	22864	4869	224869	N/A	1
V8 4.6L 281 CID		A	1522 <sup>53</sup>	21522 <sup>70</sup>	41522	2864	22864	4869	224869	N/A	1

## STS

V6 3.6L 217 CID		7	7090	27090 <sup>70</sup>	47090	2864	22864	4495	N/A	N/A	1
V8 4.6L 281 CID		A	1522 <sup>53</sup>	21522 <sup>70</sup>	41522	2864	22864	4495	N/A	N/A	1

## XLR

V8 4.6L 281 CID		A	1522 <sup>53</sup>	21522 <sup>70</sup>	41522	6302	26302	4480 <sup>78</sup>	224480 <sup>78</sup>	N/A <sup>78</sup>	1
-----------------	--	---	--------------------	---------------------	-------	------	-------	--------------------	----------------------	-------------------	---

N/A = Not Available N/R = Not Required N/S = Not Servicable For cabin air locator chart, see pages 5-12 See pages 13-16 for footnotes

1) ProSelect - Normal Driving - Traditional Change Intervals 2) NAPA Gold - Severe Driving - OE Recommended intervals 3) NAPA Platinum - Harsh Driving - OE Recommend Intervals

N/A = Non disponible N/R = Non nécessaire N/S = Non réparable Voir le tableau des filtres et d'habitacle aux pages 5-12 Voir pages 13-16 pour des notes

1) NAPA ProSelect et Argent - Conduite normale - Intervalles normaux de remplacement 2) NAPA Or - Conduite difficile - Intervalles recommandés par FEO 3) NAPA Platine - Conduite très difficile - Intervalles recommandés par FEO

N/A = No disponible N/R = No requerido N/S = No Servicable Para el aire de la cabina y tabla de localización de filtro, consulte las páginas 5-12 Ver las páginas 13-16 para las notas al pie de página

1) NAPA ProSelect y Plata - Manejo normal - Intervalles normales de cambio 2) NAPA Oro - Manejo difícil - Intervalles recomendados por el OEM 3) NAPA Platino - Manejo muy difícil - Intervalles recomendados por el OEM

*Italicized Part Numbers May Not Be Available.*Las piezas con números en *italicas* pueden no estar disponibles.Les numéros de pièce en *italiques* peuvent ne pas être disponibles.P  
a  
s  
s  
C  
a  
r  
L  
i  
g  
h  
t  
T  
r  
u  
c  
k  
O  
i  
l  
-  
A  
i  
r  
-  
C  
a  
b  
i  
n



CADILLAC 2004-2002

Pass Car Light Truck - Oil - Air - Cabin

Year/Año/Année Model/Modelo/Modèle Engine/Motor/Moteur	Eng. Code Código de motor Code moteur	VIN NIV NIV	GOLD Oil Aceite Huile	ProSelect Oil Aceite Huile	Platinum Oil Aceite Huile	GOLD Air Aire Air	ProSelect Air Aire Air	GOLD Cabin Air Cabina Aire Cabine Air	ProSelect Cabin Air Cabina Aire Cabine Air	Platinum Cabin Air Cabina Aire Cabine Air	Loc. Cabin Air Cabina Aire Cabine Air
--	---	-------------------	--------------------------------	-------------------------------------	------------------------------------	----------------------------	---------------------------------	--	---	--	--

CADILLAC (Cont'd/Suite)

2004

CTS											
V6 3.2L 197 CID		N	7079	27079	N/A	6653	26653	4869	224869	N/A	1
V6 3.6L 217 CID		7	7090	27090 <sup>70</sup>	47090	6653	26653	4869	224869	N/A	1
CTS V											
V8 5.7L 346 CID		S	1042 <sup>53</sup>	21042 <sup>70</sup>	41042	2827	N/A	4869	224869	N/A	1
DEVILLE											
V8 4.6L 281 CID		9	1522 <sup>53</sup>	21522 <sup>70</sup>	41522	6302	26302	4813	224813	N/A	2
			1522 <sup>53</sup>	21522 <sup>70</sup>	41522	6302	26302	4813	224813	N/A	2
ESCALADE											
V8 5.3L 325 CID		T	1042 <sup>53</sup>	21042 <sup>70</sup>	41042	2487 <sup>284</sup> 2488 <sup>155</sup> 2488FR <sup>360</sup>	22487 <sup>284</sup> N/A <sup>155</sup> N/A <sup>360</sup>	4814	224814	N/A	3
V8 6.0L 5967cc 364 CID		N	1042 <sup>53</sup>	21042 <sup>70</sup>	41042	2487 <sup>284</sup> 2488 <sup>155</sup> 2488FR <sup>360</sup>	22487 <sup>284</sup> N/A <sup>155</sup> N/A <sup>360</sup>	4814	224814	N/A	3
SEVILLE											
V8 4.6L 281 CID			1522 <sup>53</sup>	21522 <sup>70</sup>	41522	6302	26302	4874	224874	N/A	2
SRX											
V6 3.6L 217 CID		7	7090	27090 <sup>70</sup>	47090	2864	22864	4869	224869	N/A	1
V8 4.6L 281 CID		A	1522 <sup>53</sup>	21522 <sup>70</sup>	41522	2864	22864	4869	224869	N/A	1
XLR											
V8 4.6L 281 CID		A	1522 <sup>53</sup>	21522 <sup>70</sup>	41522	6302	26302	4480 <sup>78</sup>	224480 <sup>78</sup>	N/A <sup>78</sup>	1

2003

CTS											
V6 3.2L 197 CID		N	7079	27079	N/A	6653	26653	4869	224869	N/A	1
DEVILLE											
V8 4.6L 281 CID		9	1522 <sup>53</sup>	21522 <sup>70</sup>	41522	6302	26302	4813	224813	N/A	2
			1522 <sup>53</sup>	21522 <sup>70</sup>	41522	6302	26302	4813	224813	N/A	2
ESCALADE											
V8 5.3L 325 CID		T	1042 <sup>53</sup>	21042 <sup>70</sup>	41042	2487 <sup>284</sup> 2488 <sup>155</sup> 2488FR <sup>360</sup>	22487 <sup>284</sup> N/A <sup>155</sup> N/A <sup>360</sup>	4814	224814	N/A	3
V8 6.0L 5967cc 364 CID		N	1042 <sup>53</sup>	21042 <sup>70</sup>	41042	2487 <sup>284</sup> 2488 <sup>155</sup> 2488FR <sup>360</sup>	22487 <sup>284</sup> N/A <sup>155</sup> N/A <sup>360</sup>	4814	224814	N/A	3
SEVILLE											
V8 4.6L 281 CID		9	1522 <sup>53</sup>	21522 <sup>70</sup>	41522	6302	26302	4874	224874	N/A	2
			1522 <sup>53</sup>	21522 <sup>70</sup>	41522	6302	26302	4874	224874	N/A	2

2002

DEVILLE											
V8 4.6L 281 CID		9	1522 <sup>53</sup>	21522 <sup>70</sup>	41522	6302	26302	4813	224813	N/A	2
			1522 <sup>53</sup>	21522 <sup>70</sup>	41522	6302	26302	4813	224813	N/A	2
ELDORADO											
V8 4.6L 281 CID		9	1522 <sup>53</sup>	21522 <sup>70</sup>	41522	6153	26153	N/R	N/R	N/R	
			1522 <sup>53</sup>	21522 <sup>70</sup>	41522	6153	26153	N/R	N/R	N/R	
ESCALADE											
V8 5.3L 325 CID		T	1042 <sup>53</sup>	21042 <sup>70</sup>	41042	2487 <sup>284</sup> 2488 <sup>155</sup> 2488FR <sup>360</sup>	22487 <sup>284</sup> N/A <sup>155</sup> N/A <sup>360</sup>	4805	224805	4234805	6
V8 6.0L 5967cc 364 CID		N	1042 <sup>53</sup>	21042 <sup>70</sup>	41042	2487 <sup>284</sup> 2488 <sup>155</sup> 2488FR <sup>360</sup>	22487 <sup>284</sup> N/A <sup>155</sup> N/A <sup>360</sup>	4805	224805	4234805	6

N/A = Not Available N/R = Not Required N/S = Not Servicable For cabin air locator chart, see pages 5-12 See pages 13-16 for footnotes

1) ProSelect - Normal Driving - Traditional Change Intervals 2) NAPA Gold - Severe Driving - OE Recommended intervals 3) NAPA Platinum - Harsh Driving - OE Recommend Intervals

N/A = Non disponible N/R = Non nécessaire N/S = Non réparable Voir le tableau des filtres et d'habitacle aux pages 5-12 Voir pages 13-16 pour des notes

1) NAPA ProSelect et Argent - Conduite normale - Intervalles normaux de remplacement 2) NAPA Or - Conduite difficile - Intervalles recommandés par FEO 3) NAPA Platine - Conduite très difficile - Intervalles recommandés par FEO

N/A = No disponible N/R = No requerido N/S = No Servicable Para el aire de la cabina y tabla de localización de filtro, consulte las páginas 5-12 Ver las páginas 13-16 para las notas al pie de página

1) NAPA ProSelect y Plata - Manejo normal - Intervalos normales de cambio 2) NAPA Oro - Manejo difícil - Intervalos recomendados por el OEM 3) NAPA Platino - Manejo muy difícil - Intervalos recomendados por el OEM

*Italicized Part Numbers May Not Be Available.*

Las piezas con números en *italicas* pueden no estar disponibles.  
Les numéros de pièce en *italiques* peuvent ne pas être disponibles.



Pass Car Light Truck - Oil - Air - Cabin

CADILLAC 2002 —  
CHEVROLET 2023

Year/Año/Année Model/Modelo/Modèle Engine/Motor/Moteur	Eng. Code Código de motor Code moteur	VIN NIV NIV	GOLD Oil Aceite Huile	ProSelect Oil Aceite Huile	Platinum Oil Aceite Huile	GOLD Air Aire Air	ProSelect Air Aire Air	GOLD Cabin Air Cabina Aire Cabine Air	ProSelect Cabin Air Cabina Aire Cabine Air	Platinum Cabin Air Cabina Aire Cabine Air	Loc. Cabin Air Cabina Aire Cabine Air
--	---	-------------------	--------------------------------	-------------------------------------	------------------------------------	----------------------------	---------------------------------	--	---	--	--

CADILLAC (Cont'd/Suite)

**2002** (Cont'd/Suite)

SEVILLE

V8 4.6L 281 CID		9	1522 <sup>53</sup> 1522 <sup>53</sup>	21522 <sup>70</sup> 21522 <sup>70</sup>	41522 41522	6302 6302	26302 26302	4874 4874	224874 224874	N/A N/A	2 2
-----------------	--	---	--	--	----------------	--------------	----------------	--------------	------------------	------------	--------

**2001**

CATERA

V6 3.0L 2962cc 182 CID		R	7033	27033	N/A			N/A	N/A	N/A	
------------------------	--	---	------	-------	-----	--	--	-----	-----	-----	--

DEVILLE

V8 4.6L 281 CID		9	1522 <sup>53</sup> 1522 <sup>53</sup>	21522 <sup>70</sup> 21522 <sup>70</sup>	41522 41522	6302 6302	26302 26302	4813 4813	224813 224813	N/A N/A	2 2
-----------------	--	---	--	--	----------------	--------------	----------------	--------------	------------------	------------	--------

ELDORADO

V8 4.6L 281 CID		9	1522 <sup>53</sup> 1522 <sup>53</sup>	21522 <sup>70</sup> 21522 <sup>70</sup>	41522 41522	6153 6153	26153 26153	N/R N/R	N/R N/R	N/R N/R	
-----------------	--	---	--	--	----------------	--------------	----------------	------------	------------	------------	--

SEVILLE

V8 4.6L 281 CID		9	1522 <sup>53</sup> 1522 <sup>53</sup>	21522 <sup>70</sup> 21522 <sup>70</sup>	41522 41522	6302 6302	26302 26302	4874 4874	224874 224874	N/A N/A	2 2
-----------------	--	---	--	--	----------------	--------------	----------------	--------------	------------------	------------	--------

CHEVROLET

**2023**

BLAZER

L4 2.0L 2000CC 122CID Turbo	LSY		100351	2100351	4100351	200718	2200718	4211	224211	4234211	
V6 3.6L 3600CC 220CID - LGX	LGX	S	100412	2100412	N/A	200718	2200718	4211	224211	4234211	

BOLT EUV

Electric			N/R	N/R	N/R	N/S	N/S	4211	224211	4234211	
----------	--	--	-----	-----	-----	-----	-----	------	--------	---------	--

Bolt EV

Electric			N/R	N/R	N/R	N/S	N/S	4211	224211	4234211	
----------	--	--	-----	-----	-----	-----	-----	------	--------	---------	--

CAMARO

L4 2.0L 2000CC 122CID Turbo	LTG		100290 <sup>53</sup>	2100290 <sup>70</sup>	4100290	9830	29830	4211	224211	4234211	
V6 3.6L 3600CC 220CID	LGX	S	100412	2100412	N/A	9830	29830	4211	224211	4234211	

CAMARO LT1

V8 6.2L 376 CID	LT1	7	100290 <sup>53</sup>	2100290 <sup>70</sup>	4100290	200560	N/A	4211	224211	4234211	
-----------------	-----	---	----------------------	-----------------------	---------	--------	-----	------	--------	---------	--

CAMARO SS

V8 6.2L 376 CID	LT1	7	100290 <sup>53</sup>	2100290 <sup>70</sup>	4100290	200560	N/A	4211	224211	4234211	
-----------------	-----	---	----------------------	-----------------------	---------	--------	-----	------	--------	---------	--

CAMARO ZL1

V8 6.2L 376 CID Super Charged	LT4	6	100290 <sup>53</sup>	2100290 <sup>70</sup>	4100290	200560	N/A	4211	224211	4234211	
-------------------------------	-----	---	----------------------	-----------------------	---------	--------	-----	------	--------	---------	--

COLORADO

L4 2.7L 2720CC 166CID Turbo			100351	2100351	4100351	N/A	N/A	4211	224211	4234211	
-----------------------------	--	--	--------	---------	---------	-----	-----	------	--------	---------	--

CORVETTE

V8 6.2L 6200CC 378CID	LT2		100290 <sup>53</sup>	2100290 <sup>70</sup>	4100290			4211	224211	4234211	
-----------------------	-----	--	----------------------	-----------------------	---------	--	--	------	--------	---------	--

CORVETTE ZO6

V8 5.5L 5500CC 336CID	LT6		N/A	N/A	N/A			4211	224211	4234211	
-----------------------	-----	--	-----	-----	-----	--	--	------	--------	---------	--

EQUINOX

L4 1.5L 91 CID Turbo			100290 <sup>53</sup>	2100290 <sup>70</sup>	4100290	200771	2200771	4211	224211	4234211	
----------------------	--	--	----------------------	-----------------------	---------	--------	---------	------	--------	---------	--

EXPRESS 2500

L4 2.8L 2800CC 171CID Turbo Diesel			100371	N/A	N/A	200655	N/A	N/R	N/R	N/R	
V6 4.3L 262 CID			100255	2100255	4100255	200836	N/A	N/R	N/R	N/R	
V8 6.6L 6600CC 401CID	L8T	7	100255	2100255	4100255	200655	N/A	N/R	N/R	N/R	

EXPRESS 3500

L4 2.8L 2800CC 171CID Turbo Diesel			100371	N/A	N/A	200655	N/A	N/R	N/R	N/R	
V6 4.3L 262 CID			100255	2100255	4100255	200836	N/A	N/R	N/R	N/R	
V8 6.6L 6600CC 401CID	L8T	7	100255	2100255	4100255	200655	N/A	N/R	N/R	N/R	

N/A = Not Available N/R = Not Required N/S = Not Servicable For cabin air locator chart, see pages 5-12 See pages 13-16 for footnotes

1) ProSelect - Normal Driving - Traditional Change Intervals 2) NAPA Gold - Severe Driving - OE Recommended intervals 3) NAPA Platinum - Harsh Driving - OE Recommend Intervals

N/A = Non disponible N/R = Non nécessaire N/S = Non réparable Voir le tableau des filtres et d'habitacle aux pages 5-12 Voir pages 13-16 pour des notes

1) NAPA ProSelect et Argent - Conduite normale - Intervalles normaux de remplacement 2) NAPA Or - Conduite difficile - Intervalles recommandés par FEO 3) NAPA Platine - Conduite très difficile - Intervalles recommandés par FEO

N/A = No disponible N/R = No requerido N/S = No Servicable Para el aire de la cabina y tabla de localización de filtro, consulte las páginas 5-12 Ver las páginas 13-16 para las notas al pie de página

1) NAPA ProSelect y Plata - Manejo normal - Intervalos normales de cambio 2) NAPA Oro - Manejo difícil - Intervalos recomendados por el OEM 3) NAPA Platino - Manejo muy difícil - Intervalos recomendados por el OEM

*Italicized Part Numbers May Not Be Available.*

Las piezas con números en *italicas* pueden no estar disponibles.

Les numéros de pièce en *italiques* peuvent ne pas être disponibles.

P  
a  
s  
s  
C  
a  
r  
L  
i  
g  
h  
t  
T  
r  
u  
c  
k  
O  
i  
l  
-  
A  
i  
r  
-  
C  
a  
b  
i  
n



## CHEVROLET 2023

## Pass Car Light Truck - Oil - Air - Cabin

Year/Año/Année Model/Modelo/Modele Engine/Motor/Moteur	Eng. Code Código de motor Code moteur	VIN NIV NIV	GOLD Oil Aceite Huile	ProSelect Oil Aceite Huile	Platinum Oil Aceite Huile	GOLD Air Aire Air	ProSelect Air Aire Air	GOLD Cabin Air Cabina Aire Cabine Air	ProSelect Cabin Air Cabina Aire Cabine Air	Platinum Cabin Air Cabina Aire Cabine Air	Loc. Cabin Air Cabina Aire Cabine Air
--	---	-------------------	--------------------------------	-------------------------------------	------------------------------------	----------------------------	---------------------------------	--	---	--	--

## CHEVROLET (Cont'd/Suite)

2023 (Cont'd/Suite)

## EXPRESS 4500

V8 6.6L 6600CC 401CID	L8T	7	100255	2100255	4100255	200655	N/A	N/R	N/R	N/R	
-----------------------	-----	---	--------	---------	---------	--------	-----	-----	-----	-----	--

## LCF 3500

V8 6.6L 6600CC 401CID	L8T	7	100255	2100255	4100255	6932	N/A	N/R	N/R	N/R	
-----------------------	-----	---	--------	---------	---------	------	-----	-----	-----	-----	--

## LCF 4500

V8 6.6L 6600CC 401CID	L8T	7	100255	2100255	4100255	6932	N/A	N/R	N/R	N/R	
-----------------------	-----	---	--------	---------	---------	------	-----	-----	-----	-----	--

## LCF 5500HD

L4 5.2L 5200CC 317CID Turbo Diesel			400316	N/A	N/A	6932	N/A	N/S	N/S	N/A	
------------------------------------	--	--	--------	-----	-----	------	-----	-----	-----	-----	--

## LCF 5500XD

L4 5.2L 5200CC 317CID Turbo Diesel			400316	N/A	N/A	6932	N/A	N/S	N/S	N/A	
------------------------------------	--	--	--------	-----	-----	------	-----	-----	-----	-----	--

## MALIBU

L4 1.5L 91 CID Turbo			100290 <sup>53</sup>	2100290 <sup>70</sup>	4100290	200414	2200414	4211	224211	4234211	
----------------------	--	--	----------------------	-----------------------	---------	--------	---------	------	--------	---------	--

## SILVERADO 1500

L4 2.7L 2700CC 165CID Turbo	L3B		100351	2100351	4100351	200941 <sup>284</sup> 200942 <sup>285</sup>	2200941 <sup>284</sup> 2200942 <sup>285</sup>	4211	224211	4234211	
-----------------------------	-----	--	--------	---------	---------	--	--	------	--------	---------	--

## L6 3.0L 3000CC 183CID Turbo Diesel

			100351	2100351	4100351	200942	2200942	4211	224211	4234211	
--	--	--	--------	---------	---------	--------	---------	------	--------	---------	--

## V8 5.3L 5328cc 325 CID P\*

			100255	2100255	4100255	200941 <sup>284</sup> 200942 <sup>285</sup>	2200941 <sup>284</sup> 2200942 <sup>285</sup>	4211	224211	4234211	
--	--	--	--------	---------	---------	--	--	------	--------	---------	--

## V8 6.2L 6162cc 376 CID

	L86		100255	2100255 <sup>70</sup>	4100255	200941 200942	2200941 2200942	4211	224211	4234211	
--	-----	--	--------	-----------------------	---------	------------------	--------------------	------	--------	---------	--

## SILVERADO 2500HD

V8 6.6L 6599CC 403CID Turbo Diesel	L5P		100454	N/A	4100454	201057	2201057	4211	224211	4234211	
------------------------------------	-----	--	--------	-----	---------	--------	---------	------	--------	---------	--

## V8 6.6L 6600CC 401CID

	L8T	7	100255	2100255	4100255	200942	2200942	4211	224211	4234211	
--	-----	---	--------	---------	---------	--------	---------	------	--------	---------	--

## SILVERADO 3500HD

V8 6.6L 6599CC 403CID Turbo Diesel	L5P		100454	N/A	4100454	201057	2201057	4211	224211	4234211	
------------------------------------	-----	--	--------	-----	---------	--------	---------	------	--------	---------	--

## V8 6.6L 6600CC 401CID

	L8T	7	100255	2100255	4100255	200942	2200942	4211	224211	4234211	
--	-----	---	--------	---------	---------	--------	---------	------	--------	---------	--

## Silverado 4500 HD

V8 6.6L 6599CC 403CID Turbo Diesel	L5P		100454	N/A	4100454	N/A	N/A	230129	2230129	4230129	
------------------------------------	-----	--	--------	-----	---------	-----	-----	--------	---------	---------	--

## Silverado 5500 HD

V8 6.6L 6599CC 403CID Turbo Diesel	L5P		100454	N/A	4100454	N/A	N/A	230129	2230129	4230129	
------------------------------------	-----	--	--------	-----	---------	-----	-----	--------	---------	---------	--

## Silverado 6500 HD

V8 6.6L 6599CC 403CID Turbo Diesel	L5P		100454	N/A	4100454	N/A	N/A	230129	2230129	4230129	
------------------------------------	-----	--	--------	-----	---------	-----	-----	--------	---------	---------	--

## SUBURBAN (ALL)

L6 3.0L 3000CC 183CID Turbo Diesel			100351	2100351	4100351	200942	2200942	4211	224211	4234211	
------------------------------------	--	--	--------	---------	---------	--------	---------	------	--------	---------	--

## V8 5.3L 5300CC 323CID

	L84		100255	2100255	4100255	200941 <sup>284</sup> 200942 <sup>285</sup>	2200941 <sup>284</sup> 2200942 <sup>285</sup>	4211	224211	4234211	
--	-----	--	--------	---------	---------	--	--	------	--------	---------	--

## V8 6.2L 6200CC 378CID

	L87		100255	2100255	4100255	200941 <sup>284</sup> 200942 <sup>285</sup>	2200941 <sup>284</sup> 2200942 <sup>285</sup>	4211	224211	4234211	
--	-----	--	--------	---------	---------	--	--	------	--------	---------	--

## TAHOE

L6 3.0L 3000CC 183CID Turbo Diesel			100351	2100351	4100351	200942	2200942	4211	224211	4234211	
------------------------------------	--	--	--------	---------	---------	--------	---------	------	--------	---------	--

## V8 5.3L 5300CC 323CID

	L84		100255	2100255	4100255	200941 <sup>284</sup> 200942 <sup>285</sup>	2200941 <sup>284</sup> 2200942 <sup>285</sup>	4211	224211	4234211	
--	-----	--	--------	---------	---------	--	--	------	--------	---------	--

## V8 6.2L 6200CC 378CID

	L87		100255	2100255	4100255	200941 <sup>284</sup> 200942 <sup>285</sup>	2200941 <sup>284</sup> 2200942 <sup>285</sup>	4211	224211	4234211	
--	-----	--	--------	---------	---------	--	--	------	--------	---------	--

## TRAILBLAZER

L3 1.2L 1200CC 73CID Turbo			100290 <sup>53</sup>	2100290 <sup>70</sup>	4100290	201180	N/A	4211	224211	4234211	
----------------------------	--	--	----------------------	-----------------------	---------	--------	-----	------	--------	---------	--

## L3 1.3L 1300CC 79CID Turbo

			100351	2100351	4100351	201180	N/A	4211	224211	4234211	
--	--	--	--------	---------	---------	--------	-----	------	--------	---------	--

N/A = Not Available N/R = Not Required N/S = Not Servicable For cabin air locator chart, see pages 5-12 See pages 13-16 for footnotes

1) ProSelect - Normal Driving - Traditional Change Intervals 2) NAPA Gold - Severe Driving - OE Recommended intervals 3) NAPA Platinum - Harsh Driving - OE Recommend Intervals

N/A = Non disponible N/R = Non nécessaire N/S = Non réparable Voir le tableau des filtres et d'habitacle aux pages 5-12 Voir pages 13-16 pour des notes

1) NAPA ProSelect et Argent - Conduite normale - Intervalles normaux de remplacement 2) NAPA Or - Conduite difficile - Intervalles recommandés par FEO 3) NAPA Platine - Conduite très difficile - Intervalles recommandés par FEO

N/A = No disponible N/R = No requerido N/S = No Servicable Para el aire de la cabina y tabla de localización de filtro, consulte las páginas 5-12 Ver las páginas 13-16 para las notas al pie de página

1) NAPA ProSelect y Plata - Manejo normal - Intervalos normales de cambio 2) NAPA Oro - Manejo difícil - Intervalos recomendados por el OEM 3) NAPA Platino - Manejo muy difícil - Intervalos recomendados por el OEM

Italicized Part Numbers May Not Be Available.

Las piezas con números en *italicas* pueden no estar disponibles.  
Les numéros de pièce en *italiques* peuvent ne pas être disponibles.





## Pass Car Light Truck - Oil - Air - Cabin

CHEVROLET 2023-2022

Year/Año/Année Model/Modelo/Modele Engine/Motor/Moteur	Eng. Code Código de motor Code moteur	VIN NIV NIV	GOLD Oil Aceite Huile	ProSelect Oil Aceite Huile	Platinum Oil Aceite Huile	GOLD Air Aire Air	ProSelect Air Aire Air	GOLD Cabin Air Cabina Aire Cabine Air	ProSelect Cabin Air Cabina Aire Cabine Air	Platinum Cabin Air Cabina Aire Cabine Air	Loc. Cabin Air Cabina Aire Cabine Air
--	---	-------------------	--------------------------------	-------------------------------------	------------------------------------	----------------------------	---------------------------------	--	---	--	--

## CHEVROLET (Cont'd/Suite)

2023 (Cont'd/Suite)

## TRAVERSE

V6 3.6L 217 CID	LLT		100255	2100255	4100255	200718	2200718	4211	224211	4234211	
-----------------	-----	--	--------	---------	---------	--------	---------	------	--------	---------	--

2022

## AVEO

L4 1.5L 91 CID (Mex.)			100001	2100001	N/A	N/A	N/A	4068	224068	4234068	
-----------------------	--	--	--------	---------	-----	-----	-----	------	--------	---------	--

## BLAZER

L4 2.0L 2000CC 122CID Turbo	LSY		100351	2100351	4100351	200718	2200718	4211	224211	4234211	
V6 3.6L 3600CC 220CID - LGX	LGX	S	100412	2100412	N/A	200718	2200718	4211	224211	4234211	

## BOLT EUV

Electric			N/R	N/R	N/R	N/S	N/S	4211	224211	4234211	
----------	--	--	-----	-----	-----	-----	-----	------	--------	---------	--

## Bolt EV

Electric			N/R	N/R	N/R	N/S	N/S	4211	224211	4234211	
----------	--	--	-----	-----	-----	-----	-----	------	--------	---------	--

## CAMARO

L4 2.0L 2000CC 122CID Turbo	LTG		100290 <sup>53</sup>	2100290 <sup>70</sup>	4100290	9830	29830	4211	224211	4234211	
V6 3.6L 3600CC 220CID	LGX	S	100412	2100412	N/A	9830	29830	4211	224211	4234211	

## CAMARO LT1

V8 6.2L 376 CID	LT1	7	100290 <sup>53</sup>	2100290 <sup>70</sup>	4100290	200560	N/A	4211	224211	4234211	
-----------------	-----	---	----------------------	-----------------------	---------	--------	-----	------	--------	---------	--

## CAMARO SS

V8 6.2L 376 CID	LT1	7	100290 <sup>53</sup>	2100290 <sup>70</sup>	4100290	200560	N/A	4211	224211	4234211	
-----------------	-----	---	----------------------	-----------------------	---------	--------	-----	------	--------	---------	--

## CAMARO ZL1

V8 6.2L 376 CID Super Charged	LT4	6	100290 <sup>53</sup>	2100290 <sup>70</sup>	4100290	200560	N/A	4211	224211	4234211	
-------------------------------	-----	---	----------------------	-----------------------	---------	--------	-----	------	--------	---------	--

## CHEYENNE

V8 5.3L 325 CID (Mex.)			100001	2100001	N/A	N/A	N/A	4068	224068	4234068	
V8 6.2L 376 CID (Mex.)			100001	2100001	N/A	N/A	N/A	4068	224068	4234068	

## COLORADO

L4 2.8L 2800CC 171CID Turbo Diesel		F	100286	N/A	N/A	200427	N/A	230192	2230192	N/A	
L4 2.5L 153 CID			100290 <sup>53</sup>	2100290 <sup>70</sup>	4100290	200256	2200256	230192	2230192	N/A	
V6 3.6L 217 CID			7674	27674	47674	200256	2200256	230192	2230192	N/A	

## CORVETTE

V8 6.2L 6200CC 378CID	LT2		100290 <sup>53</sup>	2100290 <sup>70</sup>	4100290			4211	224211	4234211	
-----------------------	-----	--	----------------------	-----------------------	---------	--	--	------	--------	---------	--

## EQUINOX

L4 1.5L 91 CID Turbo			100290 <sup>53</sup>	2100290 <sup>70</sup>	4100290	200771	2200771	4211	224211	4234211	
----------------------	--	--	----------------------	-----------------------	---------	--------	---------	------	--------	---------	--

## EXPRESS 2500

L4 2.8L 2800CC 171CID Turbo Diesel			100371	N/A	N/A	200655	N/A	N/R	N/R	N/R	
V6 4.3L 262 CID			100255	2100255	4100255	200836	N/A	N/R	N/R	N/R	
V8 6.6L 6600CC 401CID	L8T	7	100255	2100255	4100255	200655	N/A	N/R	N/R	N/R	

## EXPRESS 3500

L4 2.8L 2800CC 171CID Turbo Diesel			100371	N/A	N/A	200655	N/A	N/R	N/R	N/R	
V6 4.3L 262 CID			100255	2100255	4100255	200836	N/A	N/R	N/R	N/R	
V8 6.6L 6600CC 401CID	L8T	7	100255	2100255	4100255	200655	N/A	N/R	N/R	N/R	

## EXPRESS 4500

V8 6.6L 6600CC 401CID	L8T	7	100255	2100255	4100255	200655	N/A	N/R	N/R	N/R	
-----------------------	-----	---	--------	---------	---------	--------	-----	-----	-----	-----	--

## LCF 3500

V8 6.6L 6600CC 401CID	L8T	7	7060 <sup>53</sup>	27060 <sup>70</sup>	47060	6932	N/A	N/R	N/R	N/R	
-----------------------	-----	---	--------------------	---------------------	-------	------	-----	-----	-----	-----	--

## LCF 5500HD

L4 5.2L 5200CC 317CID Turbo Diesel			400316	N/A	N/A	6932	N/A	N/S	N/S	N/A	
------------------------------------	--	--	--------	-----	-----	------	-----	-----	-----	-----	--

## LCF 5500XD

L4 5.2L 5200CC 317CID Turbo Diesel			400316	N/A	N/A	6932	N/A	N/S	N/S	N/A	
------------------------------------	--	--	--------	-----	-----	------	-----	-----	-----	-----	--

N/A = Not Available N/R = Not Required N/S = Not Servicable For cabin air locator chart, see pages 5-12 See pages 13-16 for footnotes

1) ProSelect - Normal Driving - Traditional Change Intervals 2) NAPA Gold - Severe Driving - OE Recommended intervals 3) NAPA Platinum - Harsh Driving - OE Recommended Intervals

N/A = Non disponible N/R = Non nécessaire N/S = Non réparable Voir le tableau des filtres et d'habitacle aux pages 5-12 Voir pages 13-16 pour des notes

1) NAPA ProSelect et Argent - Conduite normale - Intervalles normaux de remplacement 2) NAPA Or - Conduite difficile - Intervalles recommandés par FEO 3) NAPA Platine - Conduite très difficile - Intervalles recommandés par FEO

N/A = No disponible N/R = No requerido N/S = No Servicable Para el aire de la cabina y tabla de localización de filtro, consulte las páginas 5-12 Ver las páginas 13-16 para las notas al pie de página

1) NAPA ProSelect y Plata - Manejo normal - Intervalles normales de cambio 2) NAPA Oro - Manejo difícil - Intervalles recomendados por el OEM 3) NAPA Platino - Manejo muy difícil - Intervalles recomendados por el OEM

Italicized Part Numbers May Not Be Available.

Las piezas con números en *italicas* pueden no estar disponibles.Les numéros de pièce en *italiques* peuvent ne pas être disponibles.



## CHEVROLET 2022-2021

## Pass Car Light Truck - Oil - Air - Cabin

Year/Año/Année Model/Modelo/Modele Engine/Motor/Moteur	Eng. Code Código de motor Code moteur	VIN NIV NIV	GOLD Oil Aceite Huile	ProSelect Oil Aceite Huile	Platinum Oil Aceite Huile	GOLD Air Aire Air	ProSelect Air Aire Air	GOLD Cabin Air Cabina Aire Cabine Air	ProSelect Cabin Air Cabina Aire Cabine Air	Platinum Cabin Air Cabina Aire Cabine Air	Loc. Cabin Air Cabina Aire Cabine Air
--	---	-------------------	--------------------------------	-------------------------------------	------------------------------------	----------------------------	---------------------------------	--	---	--	--

## CHEVROLET (Cont'd/Suite)

## 2022 (Cont'd/Suite)

## MALIBU

L4 1.5L 91 CID Turbo			100290 <sup>53</sup>	2100290 <sup>70</sup>	4100290	200414	2200414	4211	224211	4234211	
L4 2.0L 1998cc 122 CID Turbo	LTG		100290 <sup>53</sup>	2100290 <sup>70</sup>	4100290	200419	N/A	4211	224211	4234211	3

## SILVERADO 1500 LTD

L4 2.7L 2700CC 165CID Turbo	L3B		100351	2100351	4100351	200941 200942	2200941 2200942	4211	224211	4234211	
L6 3.0L 3000CC 183CID Turbo Diesel			100351	2100351	4100351	200942	2200942	4211	224211	4234211	
V8 5.3L 5328cc 325 CID P*			100255	2100255	4100255	200941 200942	2200941 2200942	4211	224211	4234211	
V8 6.2L 6162cc 376 CID	L86		100255	2100255	4100255	200941 200942	2200941 2200942	4211	224211	4234211	

## SILVERADO 2500HD

V8 6.6L 6599CC 403CID Turbo Diesel	L5P		100454	N/A	4100454	201057	2201057	4211	224211	4234211	
V8 6.6L 6600CC 401CID	L8T	7	100255	2100255	4100255	200942	2200942	4211	224211	4234211	

## SILVERADO 3500HD

V8 6.6L 6599CC 403CID Turbo Diesel	L5P		100454	N/A	4100454	201057	2201057	4211	224211	4234211	
V8 6.6L 6600CC 401CID	L8T	7	100255	2100255	4100255	200942	2200942	4211	224211	4234211	

## Silverado 4500 HD

V8 6.6L 6599CC 403CID Turbo Diesel	L5P		100454	N/A	4100454	N/A	N/A	230129	2230129	4230129	
------------------------------------	-----	--	--------	-----	---------	-----	-----	--------	---------	---------	--

## Silverado 5500 HD

V8 6.6L 6599CC 403CID Turbo Diesel	L5P		100454	N/A	4100454	N/A	N/A	230129	2230129	4230129	
------------------------------------	-----	--	--------	-----	---------	-----	-----	--------	---------	---------	--

## Silverado 6500 HD

V8 6.6L 6599CC 403CID Turbo Diesel	L5P		100454	N/A	4100454	N/A	N/A	230129	2230129	4230129	
------------------------------------	-----	--	--------	-----	---------	-----	-----	--------	---------	---------	--

## SPARK

L4 1.4L 85 CID	LV7	A	100290 <sup>53</sup>	2100290 <sup>70</sup>	4100290	200415	N/A	4191	224191	4234191	
----------------	-----	---	----------------------	-----------------------	---------	--------	-----	------	--------	---------	--

## SUBURBAN (ALL)

L6 3.0L 3000CC 183CID Turbo Diesel			100351	2100351	4100351	200942	2200942	4211	224211	4234211	
V8 5.3L 5300CC 323CID	L84		100255	2100255	4100255	200942	2200942	4211	224211	4234211	
V8 6.2L 6200CC 378CID	L87		100255	2100255	4100255	200942	2200942	4211	224211	4234211	

## TAHOE

L6 3.0L 3000CC 183CID Turbo Diesel			100351	2100351	4100351	200942	2200942	4211	224211	4234211	
V8 5.3L 5300CC 323CID	L84		100255	2100255	4100255	200942	2200942	4211	224211	4234211	
V8 6.2L 6200CC 378CID	L87		100255	2100255	4100255	200942	2200942	4211	224211	4234211	

## TRACKER

L3 1.2L 1200CC 73CID Turbo (Mex.)			7060 <sup>53</sup>	27060 <sup>70</sup>	47060	201180	N/A	4211	224211	4234211	
-----------------------------------	--	--	--------------------	---------------------	-------	--------	-----	------	--------	---------	--

## TRAILBLAZER

L3 1.2L 1200CC 73CID Turbo			100290 <sup>53</sup>	2100290 <sup>70</sup>	4100290	201180	N/A	4211	224211	4234211	
L3 1.3L 1300CC 79CID Turbo			100351	2100351	4100351	201180	N/A	4211	224211	4234211	

## TRAVERSE

V6 3.6L 217 CID	LLT		100255	2100255	4100255	200718	2200718	4211	224211	4234211	
-----------------	-----	--	--------	---------	---------	--------	---------	------	--------	---------	--

## TRAX

L4 1.4L 85 CID Turbo	LE2		100290 <sup>53</sup>	2100290 <sup>70</sup>	4100290	200255	2200255	4590	224590	N/A	3
----------------------	-----	--	----------------------	-----------------------	---------	--------	---------	------	--------	-----	---

## 2021

## AVEO

L4 1.5L 91 CID (Mex.)			100001	2100001	N/A	N/A	N/A	4068	224068	4234068	
-----------------------	--	--	--------	---------	-----	-----	-----	------	--------	---------	--

## BLAZER

L4 2.0L 2000CC 122CID Turbo	LSY		100351	2100351	4100351	200718	2200718	4211	224211	4234211	
-----------------------------	-----	--	--------	---------	---------	--------	---------	------	--------	---------	--

N/A = Not Available N/R = Not Required N/S = Not Servicable For cabin air locator chart, see pages 5-12 See pages 13-16 for footnotes

1) ProSelect - Normal Driving - Traditional Change Intervals 2) NAPA Gold - Severe Driving - OE Recommended Intervals 3) NAPA Platinum - Harsh Driving - OE Recommend Intervals

N/A = Non disponible N/R = Non nécessaire N/S = Non réparable Voir le tableau des filtres et d'habitacle aux pages 5-12 Voir pages 13-16 pour des notes

1) NAPA ProSelect et Argent - Conduite normale - Intervalles normaux de remplacement 2) NAPA Or - Conduite difficile - Intervalles recommandés par FEO 3) NAPA Platine - Conduite très difficile - Intervalles recommandés par FEO

N/A = No disponible N/R = No requerido N/S = No Servicable Para el aire de la cabina y tabla de localización de filtro, consulte las páginas 5-12 Ver las páginas 13-16 para las notas al pie de página

1) NAPA ProSelect y Plata - Manejo normal - Intervalos normales de cambio 2) NAPA Oro - Manejo difícil - Intervalos recomendados por el OEM 3) NAPA Platino - Manejo muy difícil - Intervalos recomendados por el OEM

*Italicized Part Numbers May Not Be Available.*

Las piezas con números en *italicas* pueden no estar disponibles.  
Les numéros de pièce en *italiques* peuvent ne pas être disponibles.



Pass Car Light Truck - Oil - Air - Cabin

CHEVROLET 2021

Year/Año/Année Model/Modelo/Modele Engine/Motor/Moteur	Eng. Code Código de motor Code moteur	VIN NIV NIV	GOLD Oil Aceite Huile	ProSelect Oil Aceite Huile	Platinum Oil Aceite Huile	GOLD Air Aire Air	ProSelect Air Aire Air	GOLD Cabin Air Cabina Aire Cabine Air	ProSelect Cabin Air Cabina Aire Cabine Air	Platinum Cabin Air Cabina Aire Cabine Air	Loc. Cabin Air Cabina Aire Cabine Air
--	---	-------------------	--------------------------------	-------------------------------------	------------------------------------	----------------------------	---------------------------------	--	---	--	--

CHEVROLET (Cont'd/Suite)

**2021** (Cont'd/Suite)

**BLAZER (Cont'd/Suite)**

L4 2.0L 2500CC 153CID	LCV		100290 <sup>53</sup>	2100290 <sup>70</sup>	4100290	200718	2200718	4211	224211	4234211	
V6 3.6L 3600CC 220CID - LGX	LGX	S	100412	2100412	N/A	200718	2200718	4211	224211	4234211	

**Bolt EV**

Electric			N/R	N/R	N/R	N/S	N/S	4211	224211	4234211	
----------	--	--	-----	-----	-----	-----	-----	------	--------	---------	--

**CAMARO**

L4 2.0L 2000CC 122CID Turbo	LTG		100290 <sup>53</sup>	2100290 <sup>70</sup>	4100290	9830	29830	4211	224211	4234211	
V6 3.6L 3600CC 220CID	LGX	S	100412	2100412	N/A	9830	29830	4211	224211	4234211	

**CAMARO LT1**

V8 6.2L 376 CID	LT1	7	100290 <sup>53</sup>	2100290 <sup>70</sup>	4100290	200560	N/A	4211	224211	4234211	
-----------------	-----	---	----------------------	-----------------------	---------	--------	-----	------	--------	---------	--

**CAMARO SS**

V8 6.2L 376 CID	LT1	7	100290 <sup>53</sup>	2100290 <sup>70</sup>	4100290	200560	N/A	4211	224211	4234211	
-----------------	-----	---	----------------------	-----------------------	---------	--------	-----	------	--------	---------	--

**CAMARO ZL1**

V8 6.2L 376 CID Super Charged	LT4	6	100290 <sup>53</sup>	2100290 <sup>70</sup>	4100290	200560	N/A	4211	224211	4234211	
-------------------------------	-----	---	----------------------	-----------------------	---------	--------	-----	------	--------	---------	--

**CAVALIER**

L4 1.5L 91 CID (Mex.)			100001	2100001	N/A	N/A	N/A	4191	224191	4234191	
-----------------------	--	--	--------	---------	-----	-----	-----	------	--------	---------	--

**CHEYENNE**

V8 5.3L 325 CID (Mex.)			100001	2100001	N/A	N/A	N/A	4068	224068	4234068	
V8 6.2L 376 CID (Mex.)			100001	2100001	N/A	N/A	N/A	4068	224068	4234068	

**COLORADO**

L4 2.8L 2800CC 171CID Turbo Diesel	F		100286	N/A	N/A	200427	N/A	230192	2230192	N/A	
L4 2.5L 153 CID			100290 <sup>53</sup>	2100290 <sup>70</sup>	4100290	200256	2200256	230192	2230192	N/A	
V6 3.6L 217 CID			7674	27674	47674	200256	2200256	230192	2230192	N/A	

**CORVETTE**

V8 6.2L 6200CC 378CID	LT2		100290 <sup>53</sup>	2100290 <sup>70</sup>	4100290			4211	224211	4234211	
-----------------------	-----	--	----------------------	-----------------------	---------	--	--	------	--------	---------	--

**EQUINOX**

L4 1.5L 91 CID Turbo			100290 <sup>53</sup>	2100290 <sup>70</sup>	4100290	200771	2200771	4211	224211	4234211	
----------------------	--	--	----------------------	-----------------------	---------	--------	---------	------	--------	---------	--

**EXPRESS 2500**

L4 2.8L 2800CC 171CID Turbo Diesel			100371	N/A	N/A	200655	N/A	N/R	N/R	N/R	
V6 4.3L 262 CID			100255	2100255	4100255	200836	N/A	N/R	N/R	N/R	
V8 6.6L 6600CC 401CID	L8T	7	100255	2100255	4100255	200655	N/A	N/R	N/R	N/R	

**EXPRESS 3500**

L4 2.8L 2800CC 171CID Turbo Diesel			100371 <sup>53</sup>	N/A <sup>70</sup>	N/A	200655	N/A	N/R	N/R	N/R	
V6 4.3L 262 CID			100255	2100255	4100255	200836	N/A	N/R	N/R	N/R	
V8 6.6L 6600CC 401CID	L8T	7	100255	2100255	4100255	200655	N/A	N/R	N/R	N/R	

**EXPRESS 4500**

V8 6.6L 6600CC 401CID	L8T	7	100255	2100255	4100255	200655	N/A	N/R	N/R	N/R	
-----------------------	-----	---	--------	---------	---------	--------	-----	-----	-----	-----	--

**LCF 3500**

V8 6.6L 6600CC 401CID	L8T	7	7060 <sup>53</sup>	27060 <sup>70</sup>	47060	6932	N/A	N/R	N/R	N/R	
-----------------------	-----	---	--------------------	---------------------	-------	------	-----	-----	-----	-----	--

**LCF 5500HD**

L4 5.2L 5200CC 317CID Turbo Diesel			400316	N/A	N/A	6932	N/A	N/S	N/S	N/A	
------------------------------------	--	--	--------	-----	-----	------	-----	-----	-----	-----	--

**LCF 5500XD**

L4 5.2L 5200CC 317CID Turbo Diesel			400316	N/A	N/A	6932	N/A	N/S	N/S	N/A	
------------------------------------	--	--	--------	-----	-----	------	-----	-----	-----	-----	--

**MALIBU**

L4 1.5L 91 CID Turbo			100290 <sup>53</sup>	2100290 <sup>70</sup>	4100290	200414	2200414	4211	224211	4234211	
L4 2.0L 1998cc 122 CID Turbo	LTG		100290 <sup>53</sup>	2100290 <sup>70</sup>	4100290	200419	N/A	4211	224211	4234211	3

**SILVERADO 1500**

L4 2.7L 2700CC 165CID Turbo	L3B		100351	2100351	4100351	200941 <sup>155}</sup> 200942 <sup>285}</sup>	2200941 <sup>155}</sup> 2200942 <sup>285}</sup>	4211	224211	4234211	
L6 3.0L 3000CC 183CID Turbo Diesel			100351	2100351	4100351	200942	2200942	4211	224211	4234211	

N/A = Not Available N/R = Not Required N/S = Not Servicable For cabin air locator chart, see pages 5-12 See pages 13-16 for footnotes

1) ProSelect - Normal Driving - Traditional Change Intervals 2) NAPA Gold - Severe Driving - OE Recommended intervals 3) NAPA Platinum - Harsh Driving - OE Recommend Intervals

N/A = Non disponible N/R = Non nécessaire N/S = Non réparable Voir le tableau des filtres et d'habitacle aux pages 5-12 Voir pages 13-16 pour des notes

1) NAPA ProSelect et Argent - Conduite normale - Intervalles normaux de remplacement 2) NAPA Or - Conduite difficile - Intervalles recommandés par FEO 3) NAPA Platine - Conduite très difficile - Intervalles recommandés par FEO

N/A = No disponible N/R = No requerido N/S = No Servicable Para el aire de la cabina y tabla de localización de filtro, consulte las páginas 5-12 Ver las páginas 13-16 para las notas al pie de página

1) NAPA ProSelect y Plata - Manejo normal - Intervalles normales de cambio 2) NAPA Oro - Manejo difícil - Intervalles recomendados por el OEM 3) NAPA Platino - Manejo muy difícil - Intervalles recomendados por el OEM

*Italicized Part Numbers May Not Be Available.*

Las piezas con números en *italicas* pueden no estar disponibles.

Les numéros de pièce en *italiques* peuvent ne pas être disponibles.

P  
a  
s  
s  
C  
a  
r  
L  
i  
g  
h  
t  
T  
r  
u  
c  
k  
O  
i  
l  
-  
A  
i  
r  
-  
C  
a  
b  
i  
n



## CHEVROLET 2021-2020

## Pass Car Light Truck - Oil - Air - Cabin

Year/Año/Année Model/Modelo/Modèle Engine/Motor/Moteur	Eng. Code Código de motor Code moteur	VIN NIV NIV	GOLD Oil Aceite Huile	ProSelect Oil Aceite Huile	Platinum Oil Aceite Huile	GOLD Air Aire Air	ProSelect Air Aire Air	GOLD Cabin Air Cabina Aire Cabine Air	ProSelect Cabin Air Cabina Aire Cabine Air	Platinum Cabin Air Cabina Aire Cabine Air	Loc. Cabin Air Cabina Aire Cabine Air
--	---	-------------------	--------------------------------	-------------------------------------	------------------------------------	----------------------------	---------------------------------	--	---	--	--

## CHEVROLET (Cont'd/Suite)

## 2021 (Cont'd/Suite)

## SILVERADO 1500 (Cont'd/Suite)

V6 4.3L 262 CID Flex	LV3		100255	2100255 <sup>70</sup>	4100255	200941 <sup>155</sup> 200942 <sup>285</sup>	2200941 <sup>155</sup> 2200942 <sup>285</sup>	4211	224211	4234211	
V8 5.3L 5328cc 325 CID P*			100255	2100255 <sup>70</sup>	4100255	200941 <sup>155</sup> 200942 <sup>285</sup>	2200941 <sup>155</sup> 2200942 <sup>285</sup>	4211	224211	4234211	
V8 6.2L 6162cc 376 CID	L86		100255	2100255 <sup>70</sup>	4100255	200941 <sup>155</sup> 200942 <sup>285</sup>	2200941 <sup>155</sup> 2200942 <sup>285</sup>	4211	224211	4234211	

## SILVERADO 2500HD

V8 6.6L 6599CC 403CID Turbo Diesel	L5P		100454	N/A	4100454	201057	2201057	4211	224211	4234211	
V8 6.6L 6600CC 401CID	L8T	7	100255	2100255	4100255	200942	2200942	4211	224211	4234211	

## SILVERADO 3500HD

V8 6.6L 6599CC 403CID Turbo Diesel	L5P		100454	N/A	4100454	201057	2201057	4211	224211	4234211	
V8 6.6L 6600CC 401CID	L8T	7	100255	2100255	4100255	200942	2200942	4211	224211	4234211	

## Silverado 4500 HD

V8 6.6L 6599CC 403CID Turbo Diesel	L5P		100454	N/A	4100454	N/A	N/A	230129	2230129	4230129	
------------------------------------	-----	--	--------	-----	---------	-----	-----	--------	---------	---------	--

## Silverado 5500 HD

V8 6.6L 6599CC 403CID Turbo Diesel	L5P		100454	N/A	4100454	N/A	N/A	230129	2230129	4230129	
------------------------------------	-----	--	--------	-----	---------	-----	-----	--------	---------	---------	--

## Silverado 6500 HD

V8 6.6L 6599CC 403CID Turbo Diesel	L5P		100454	N/A	4100454	N/A	N/A	230129	2230129	4230129	
------------------------------------	-----	--	--------	-----	---------	-----	-----	--------	---------	---------	--

## SPARK

L4 1.4L 85 CID	LV7	A	100290 <sup>53</sup>	2100290 <sup>70</sup>	4100290	200415	N/A	4191	224191	4234191	
----------------	-----	---	----------------------	-----------------------	---------	--------	-----	------	--------	---------	--

## SUBURBAN (ALL)

L6 3.0L 3000CC 183CID Turbo Diesel			100351	2100351	4100351	200942	2200942	4211	224211	4234211	
V8 5.3L 5300CC 323CID	L84		100255	2100255	4100255	200942	2200942	4211	224211	4234211	
V8 6.2L 6200CC 378CID	L87		100255	2100255	4100255	200942	2200942	4211	224211	4234211	

## TAHOE

L6 3.0L 3000CC 183CID Turbo Diesel			100351	2100351	4100351	200942	2200942	4211	224211	4234211	
V8 5.3L 5300CC 323CID	L84		100255	2100255	4100255	200942	2200942	4211	224211	4234211	
V8 6.2L 6200CC 378CID	L87		100255	2100255	4100255	200942	2200942	4211	224211	4234211	

## TRACKER

L3 1.2L 1200CC 73CID Turbo (Mex.)			7060 <sup>53</sup>	27060 <sup>70</sup>	47060	201180	N/A	4211	224211	4234211	
-----------------------------------	--	--	--------------------	---------------------	-------	--------	-----	------	--------	---------	--

## TRAILBLAZER

L3 1.2L 1200CC 73CID Turbo			100290 <sup>53</sup>	2100290 <sup>70</sup>	4100290	201180	N/A	4211	224211	4234211	
L3 1.3L 1300CC 79CID Turbo			100351	2100351	4100351	201180	N/A	4211	224211	4234211	

## TRAVERSE

V6 3.6L 217 CID	LLT		100255	2100255 <sup>70</sup>	4100255	200718	2200718	4211	224211	4234211	
-----------------	-----	--	--------	-----------------------	---------	--------	---------	------	--------	---------	--

## TRAX

L4 1.4L 1364cc 83 CID Turbo	LUV		7674 <sup>507</sup> 100283 <sup>508</sup>	27674 <sup>507</sup> N/A <sup>508</sup>	47674 <sup>507</sup> N/A <sup>508</sup>	200255	2200255	4590	224590	N/A	3
L4 1.4L 85 CID Turbo	LE2		100290 <sup>53</sup>	2100290 <sup>70</sup>	4100290	200255	2200255	4590	224590	N/A	3
L4 1.8L 1796cc (Mex.)	2H0		100283 <sup>508</sup> 7674 <sup>507</sup>	N/A <sup>508</sup> 27674 <sup>507</sup>	N/A <sup>508</sup> 47674 <sup>507</sup>	200255	2200255	4590	224590	N/A	

## 2020

## AVEO

L4 1.5L 91 CID (Mex.)			100001	2100001	N/A	N/A	N/A	4068	224068	4234068	
-----------------------	--	--	--------	---------	-----	-----	-----	------	--------	---------	--

## BLAZER

L4 2.0L 2000CC 122CID Turbo	LSY		100351	2100351	4100351	200718	2200718	4211	224211	4234211	
-----------------------------	-----	--	--------	---------	---------	--------	---------	------	--------	---------	--

N/A = Not Available N/R = Not Required N/S = Not Servicable For cabin air locator chart, see pages 5-12 See pages 13-16 for footnotes

1) ProSelect - Normal Driving - Traditional Change Intervals 2) NAPA Gold - Severe Driving - OE Recommended Intervals 3) NAPA Platinum - Harsh Driving - OE Recommended Intervals

N/A = Non disponible N/R = Non nécessaire N/S = Non réparable Voir le tableau des filtres et d'habitacle aux pages 5-12 Voir pages 13-16 pour des notes

1) NAPA ProSelect et Argent - Conduite normale - Intervalles normaux de remplacement 2) NAPA Or - Conduite difficile - Intervalles recommandés par OEM 3) NAPA Platine - Conduite très difficile - Intervalles recommandés par OEM

N/A = No disponible N/R = No requerido N/S = No Servicable Para el aire de la cabina y tabla de localización de filtro, consulte las páginas 5-12 Ver las páginas 13-16 para las notas al pie de página

1) NAPA ProSelect y Plata - Manejo normal - Intervalles normales de cambio 2) NAPA Oro - Manejo difícil - Intervalles recomendados por el OEM 3) NAPA Platino - Manejo muy difícil - Intervalles recomendados por el OEM

*Italicized Part Numbers May Not Be Available.*

Las piezas con números en *italicas* pueden no estar disponibles.  
Les numéros de pièce en *italiques* peuvent ne pas être disponibles.



Pass Car Light Truck - Oil - Air - Cabin

CHEVROLET 2020

Year/Año/Année Model/Modelo/Modele Engine/Motor/Moteur	Eng. Code Código de motor Code moteur	VIN NIV NIV	GOLD Oil Aceite Huile	ProSelect Oil Aceite Huile	Platinum Oil Aceite Huile	GOLD Air Aire Air	ProSelect Air Aire Air	GOLD Cabin Air Cabina Aire Cabine Air	ProSelect Cabin Air Cabina Aire Cabine Air	Platinum Cabin Air Cabina Aire Cabine Air	Loc. Cabin Air Cabina Aire Cabine Air
--	---	-------------------	--------------------------------	-------------------------------------	------------------------------------	----------------------------	---------------------------------	--	---	--	--

CHEVROLET (Cont'd/Suite)

**2020** (Cont'd/Suite)

**BLAZER (Cont'd/Suite)**

L4 2.5L 2500CC 153CID	LCV		100290 <sup>53</sup>	2100290 <sup>70</sup>	4100290	200718	2200718	4211	224211	4234211	
V6 3.6L 3600CC 220CID - LGX	LGX	S	100412	2100412	N/A	200718	2200718	4211	224211	4234211	

**Bolt EV**

Electric			N/R	N/R	N/R	N/S	N/S	4211	224211	4234211	
----------	--	--	-----	-----	-----	-----	-----	------	--------	---------	--

**CAMARO**

L4 2.0L 2000CC 122CID Turbo	LTG		100290 <sup>53</sup>	2100290 <sup>70</sup>	4100290	9830	29830	4211	224211	4234211	
V6 3.6L 3600CC 220CID	LGX	S	100412	2100412	N/A	9830	29830	4211	224211	4234211	

**CAMARO LT1**

V8 6.2L 376 CID	LT1	7	100290 <sup>53</sup>	2100290 <sup>70</sup>	4100290	200560	N/A	4211	224211	4234211	
-----------------	-----	---	----------------------	-----------------------	---------	--------	-----	------	--------	---------	--

**CAMARO SS**

V8 6.2L 376 CID	LT1	7	100290 <sup>53</sup>	2100290 <sup>70</sup>	4100290	200560	N/A	4211	224211	4234211	
-----------------	-----	---	----------------------	-----------------------	---------	--------	-----	------	--------	---------	--

**CAMARO ZL1**

V8 6.2L 376 CID Super Charged	LT4	6	100290 <sup>53</sup>	2100290 <sup>70</sup>	4100290	200560	N/A	4211	224211	4234211	
-------------------------------	-----	---	----------------------	-----------------------	---------	--------	-----	------	--------	---------	--

**CAVALIER**

L4 1.5L 91 CID (Mex.)			100001	2100001	N/A	N/A	N/A	4191	224191	4234191	
-----------------------	--	--	--------	---------	-----	-----	-----	------	--------	---------	--

**CHEYENNE**

V8 5.3L 325 CID (Mex.)			100001	2100001	N/A	N/A	N/A	4068	224068	4234068	
V8 6.2L 376 CID (Mex.)			100001	2100001	N/A	N/A	N/A	4068	224068	4234068	

**COLORADO**

L4 2.8L 2800CC 171CID Turbo Diesel	F		100286	N/A	N/A	200427	N/A	230192	2230192	N/A	
L4 2.5L 153 CID			100290 <sup>53</sup>	2100290 <sup>70</sup>	4100290	200256	2200256	230192	2230192	N/A	
V6 3.6L 217 CID			7674	27674	47674	200256	2200256	230192	2230192	N/A	

**CORVETTE**

V8 6.2L 6200CC 378CID	LT2		100290 <sup>53</sup>	2100290 <sup>70</sup>	4100290			4211	224211	4234211	
-----------------------	-----	--	----------------------	-----------------------	---------	--	--	------	--------	---------	--

**EQUINOX**

L4 1.5L 91 CID Turbo			100290 <sup>53</sup>	2100290 <sup>70</sup>	4100290	200771	2200771	4211	224211	4234211	
L4 1.6L Turbo Diesel			100331	N/A	N/A	200771	2200771	4211	224211	4234211	
L4 2.0L Turbo	D		100290 <sup>53</sup>	2100290 <sup>70</sup>	4100290	200771	2200771	4211	224211	4234211	

**EXPRESS 2500**

L4 2.8L 2800CC 171CID Turbo Diesel			100371	N/A	N/A	200655	N/A	N/R	N/R	N/R	
V6 4.3L 262 CID			100255	2100255 <sup>70</sup>	4100255	200836	N/A	N/R	N/R	N/R	
V8 6.0L 5967cc 364 CID Flex	L96		7060 <sup>53</sup>	27060 <sup>70</sup>	47060	200655	N/A	N/R	N/R	N/R	

**EXPRESS 3500**

L4 2.8L 2800CC 171CID Turbo Diesel			100371 <sup>53</sup>	N/A <sup>70</sup>	N/A	200655	N/A	N/R	N/R	N/R	
V6 4.3L 262 CID			100255	2100255 <sup>70</sup>	4100255	200836	N/A	N/R	N/R	N/R	
V8 6.0L 5967cc 364 CID Flex	L96		7060 <sup>53</sup>	27060 <sup>70</sup>	47060	200655	N/A	N/R	N/R	N/R	

**IMPALA**

L4 2.5L 2457cc	LCV		100290 <sup>53</sup>	2100290 <sup>70</sup>	4100290	200254	2200254	230192	2230192	N/A	
V6 3.6L 3600CC 220CID	LFX		100255	2100255 <sup>70</sup>	4100255	200039	2200039	230192	2230192	N/A	

**LCF 3500**

V8 6.0L 364 CID			7060 <sup>53</sup>	27060 <sup>70</sup>	47060	6932	N/A	N/R	N/R	N/R	
-----------------	--	--	--------------------	---------------------	-------	------	-----	-----	-----	-----	--

**MALIBU**

L4 1.5L 91 CID Turbo			100290 <sup>53</sup>	2100290 <sup>70</sup>	4100290	200414	2200414	4211	224211	4234211	
L4 1.8L 110 CID Electric/Gas			7674	27674	47674	200414	2200414	4211	224211	4234211	
L4 2.0L 1998cc 122 CID Turbo	LTG		100290 <sup>53</sup>	2100290 <sup>70</sup>	4100290	200419	N/A	4211	224211	4234211	3

**SILVERADO 1500**

L4 2.7L 2700CC 165CID Turbo	L3B		100351	2100351	4100351	200941 <sup>155}</sup> 200942 <sup>285}</sup>	2200941 <sup>155}</sup> 2200942 <sup>285}</sup>	4211	224211	4234211	
L6 3.0L 3000CC 183CID Turbo Diesel			100351	2100351	4100351	200942	2200942	4211	224211	4234211	

N/A = Not Available N/R = Not Required N/S = Not Servicable For cabin air locator chart, see pages 5-12 See pages 13-16 for footnotes

1) ProSelect - Normal Driving - Traditional Change Intervals 2) NAPA Gold - Severe Driving - OE Recommended intervals 3) NAPA Platinum - Harsh Driving - OE Recommend Intervals

N/A = Non disponible N/R = Non nécessaire N/S = Non réparable Voir le tableau des filtres et d'habitacle aux pages 5-12 Voir pages 13-16 pour des notes

1) NAPA ProSelect et Argent - Conduite normale - Intervalles normaux de remplacement 2) NAPA Or - Conduite difficile - Intervalles recommandés par FEO 3) NAPA Platine - Conduite très difficile - Intervalles recommandés par FEO

N/A = No disponible N/R = No requerido N/S = No Servicable Para el aire de la cabina y tabla de localización de filtro, consulte las páginas 5-12 Ver las páginas 13-16 para las notas al pie de página

1) NAPA ProSelect y Plata - Manejo normal - Intervalos normales de cambio 2) NAPA Oro - Manejo difícil - Intervalos recomendados por el OEM 3) NAPA Platino - Manejo muy difícil - Intervalos recomendados por el OEM

*Italicized Part Numbers May Not Be Available.*

Las piezas con números en *italicas* pueden no estar disponibles.

Les numéros de pièce en *italiques* peuvent ne pas être disponibles.

P  
a  
s  
s  
C  
a  
r  
L  
i  
g  
h  
t  
T  
r  
u  
c  
k  
O  
i  
l  
-  
A  
i  
r  
-  
C  
a  
b  
i  
n



## CHEVROLET 2020-2019

## Pass Car Light Truck - Oil - Air - Cabin

Year/Año/Année Model/Modelo/Modèle Engine/Motor/Moteur	Eng. Code Código de motor Code moteur	VIN NIV NIV	GOLD Oil Aceite Huile	ProSelect Oil Aceite Huile	Platinum Oil Aceite Huile	GOLD Air Aire Air	ProSelect Air Aire Air	GOLD Cabin Air Cabina Aire Cabine Air	ProSelect Cabin Air Cabina Aire Cabine Air	Platinum Cabin Air Cabina Aire Cabine Air	Loc. Cabin Air Cabina Aire Cabine Air
--	---	-------------------	--------------------------------	-------------------------------------	------------------------------------	----------------------------	---------------------------------	--	---	--	--

## CHEVROLET (Cont'd/Suite)

## 2020 (Cont'd/Suite)

## SILVERADO 1500 (Cont'd/Suite)

V6 4.3L 262 CID Flex	LV3		100255	2100255 <sup>70</sup>	4100255	200941 <sup>155</sup> 200942 <sup>285</sup>	2200941 <sup>155</sup> 2200942 <sup>285</sup>	4211	224211	4234211	
V8 5.3L 5328cc 325 CID P*			100255	2100255 <sup>70</sup>	4100255	200941 <sup>155</sup> 200942 <sup>285</sup>	2200941 <sup>155</sup> 2200942 <sup>285</sup>	4211	224211	4234211	
V8 6.2L 6162cc 376 CID	L86		100255	2100255 <sup>70</sup>	4100255	200941 <sup>155</sup> 200942 <sup>285</sup>	2200941 <sup>155</sup> 2200942 <sup>285</sup>	4211	224211	4234211	

## SILVERADO 2500HD

V8 6.6L 6599CC 403CID Turbo Diesel	L5P		100454	N/A	4100454	201057	2201057	4211	224211	4234211	
V8 6.6L 6600CC 401CID	L8T	7	100255	2100255	4100255	200942	2200942	4211	224211	4234211	

## SILVERADO 3500HD

V8 6.6L 6599CC 403CID Turbo Diesel	L5P		100454	N/A	4100454	201057	2201057	4211	224211	4234211	
V8 6.6L 6600CC 401CID	L8T	7	100255	2100255	4100255	200942	2200942	4211	224211	4234211	

## SONIC

L4 1.4L 1364cc 83 CID Turbo	LUV		7674 <sup>507</sup> 100283 <sup>508</sup>	27674 <sup>507</sup> N/A <sup>508</sup>	47674 <sup>507</sup> N/A <sup>508</sup>	9590	29590	4211 w/AC	224211 w/AC	4234211 w/AC	3
-----------------------------	-----	--	--	--	--	------	-------	--------------	----------------	-----------------	---

## SPARK

L4 1.4L 85 CID	LV7	A	100290 <sup>53</sup>	2100290 <sup>70</sup>	4100290	200415	N/A	4191	224191	4234191	
----------------	-----	---	----------------------	-----------------------	---------	--------	-----	------	--------	---------	--

## SUBURBAN (ALL)

V8 5.3L 325CID	L83		100255	2100255	4100255	2488	N/A	230129	2230129	4230129	
V8 6.2L 376 CID Flex	L9H		100255	2100255	4100255	2488	N/A	230129	2230129	4230129	

## TAHOE

V8 5.3L 325CID	L83		100255	2100255	4100255	2488	N/A	230129	2230129	4230129	
V8 6.2L 376 CID Flex	L9H		100255	2100255	4100255	2488	N/A	230129	2230129	4230129	

## TRAVERSE

V6 3.6L 217 CID	LLT		100255	2100255 <sup>70</sup>	4100255	200718	2200718	4211	224211	4234211	
-----------------	-----	--	--------	-----------------------	---------	--------	---------	------	--------	---------	--

## TRAX

L4 1.4L 1364cc 83 CID Turbo	LUV		7674 <sup>507</sup> 100283 <sup>508</sup>	27674 <sup>507</sup> N/A <sup>508</sup>	47674 <sup>507</sup> N/A <sup>508</sup>	200255	2200255	4191 <sup>78</sup> 4590 <sup>78</sup>	224191 <sup>78</sup> 224590 <sup>78</sup>	4234191 <sup>78</sup> N/A <sup>78</sup>	3 3
L4 1.8L			100283 7674	N/A 27674	N/A 47674	200255	2200255	4590	224590	N/A	
L4 1.8L 1796cc (Mex.)	2H0		100283 <sup>508</sup> 7674 <sup>507</sup>	N/A <sup>508</sup> 27674 <sup>507</sup>	N/A <sup>508</sup> 47674 <sup>507</sup>	200255	2200255	4590	224590	N/A	

## 2019

## AVEO

L4 1.5L 91 CID (Mex.)			100001	2100001	N/A	N/A	N/A	4068	224068	4234068	
-----------------------	--	--	--------	---------	-----	-----	-----	------	--------	---------	--

## BEAT

L4 1.2L 1206cc (Mex.)			100001	2100001	N/A	209672	N/A	4590	224590	N/A	
-----------------------	--	--	--------	---------	-----	--------	-----	------	--------	-----	--

## BLAZER

L4 2.5L 2500CC 153CID	LCV		100290 <sup>53</sup>	2100290 <sup>70</sup>	4100290	200718	2200718	4211 <sup>78</sup>	224211 <sup>78</sup>	4234211 <sup>78</sup>	
V6 3.6L 3600CC 220CID - LGX	LGX	S	100412	2100412	N/A	200718	2200718	4211 <sup>78</sup>	224211 <sup>78</sup>	4234211 <sup>78</sup>	

## Bolt EV

Electric			N/R	N/R	N/R	N/S	N/S	4211 <sup>78</sup>	224211 <sup>78</sup>	4234211 <sup>78</sup>	
----------	--	--	-----	-----	-----	-----	-----	--------------------	----------------------	-----------------------	--

## CAMARO

L4 2.0L 2000CC 122CID Turbo	LTG		100290 <sup>53</sup>	2100290 <sup>70</sup>	4100290	9830	29830	4211 <sup>78</sup>	224211 <sup>78</sup>	4234211 <sup>78</sup>	
V6 3.6L 3600CC 220CID	LGX	S	100412	2100412	N/A	9830	29830	4211 <sup>78</sup>	224211 <sup>78</sup>	4234211 <sup>78</sup>	

## CAMARO SS

V8 6.2L 376 CID	LT1	7	100290 <sup>53</sup>	2100290 <sup>70</sup>	4100290	200560	N/A	4211 <sup>78</sup>	224211 <sup>78</sup>	4234211 <sup>78</sup>	
-----------------	-----	---	----------------------	-----------------------	---------	--------	-----	--------------------	----------------------	-----------------------	--

## CAMARO ZL1

V8 6.2L 376 CID Super Charged	LT4	6	100290 <sup>53</sup>	2100290 <sup>70</sup>	4100290	200560	N/A	4211 <sup>78</sup>	224211 <sup>78</sup>	4234211 <sup>78</sup>	
-------------------------------	-----	---	----------------------	-----------------------	---------	--------	-----	--------------------	----------------------	-----------------------	--

N/A = Not Available N/R = Not Required N/S = Not Servicable For cabin air locator chart, see pages 5-12 See pages 13-16 for footnotes

1) ProSelect - Normal Driving - Traditional Change Intervals 2) NAPA Gold - Severe Driving - OE Recommended Intervals 3) NAPA Platinum - Harsh Driving - OE Recommend Intervals

N/A = Non disponible N/R = Non nécessaire N/S = Non réparable Voir le tableau des filtres et d'habitacle aux pages 5-12 Voir pages 13-16 pour des notes

1) NAPA ProSelect et Argent - Conduite normale - Intervalles normaux de remplacement 2) NAPA Or - Conduite difficile - Intervalles recommandés par FEO 3) NAPA Platine - Conduite très difficile - Intervalles recommandés par FEO

N/A = No disponible N/R = No requerido N/S = No Servicable Para el aire de la cabina y tabla de localización de filtro, consulte las páginas 5-12 Ver las páginas 13-16 para las notas al pie de página

1) NAPA ProSelect y Plata - Manejo normal - Intervalos normales de cambio 2) NAPA Oro - Manejo difícil - Intervalos recomendados por el OEM 3) NAPA Platino - Manejo muy difícil - Intervalos recomendados por el OEM

*Italicized Part Numbers May Not Be Available.*

Las piezas con números en *italicas* pueden no estar disponibles.  
Les numéros de pièce en *italiques* peuvent ne pas être disponibles.





Pass Car Light Truck - Oil - Air - Cabin

CHEVROLET 2019

Year/Año/Année Model/Modelo/Modele Engine/Motor/Moteur	Eng. Code Código de motor Code moteur	VIN NIV NIV	GOLD Oil Aceite Huile	ProSelect Oil Aceite Huile	Platinum Oil Aceite Huile	GOLD Air Aire Air	ProSelect Air Aire Air	GOLD Cabin Air Cabina Aire Cabine Air	ProSelect Cabin Air Cabina Aire Cabine Air	Platinum Cabin Air Cabina Aire Cabine Air	Loc. Cabin Air Cabina Aire Cabine Air
--	---	-------------------	--------------------------------	-------------------------------------	------------------------------------	----------------------------	---------------------------------	--	---	--	--

CHEVROLET (Cont'd/Suite)

2019 (Cont'd/Suite)

CAVALIER

L4 1.5L 91 CID (Mex.)			100001	2100001	N/A	N/A	N/A	4191	224191	4234191	
-----------------------	--	--	--------	---------	-----	-----	-----	------	--------	---------	--

CHEYENNE

V8 5.3L 325 CID (Mex.)			100001	2100001	N/A	N/A	N/A	4068	224068	4234068	
V8 6.2L 376 CID (Mex.)			100001	2100001	N/A	N/A	N/A	4068	224068	4234068	

COLORADO

L 4 2.8L 2800CC 171CID Turbo Diesel		F	100286	N/A	N/A	200427 <sup>193</sup>	N/A <sup>193</sup>	230192 <sup>79</sup>	2230192 <sup>79</sup>	N/A <sup>79</sup>	
L4 2.5L 153 CID			100290 <sup>53</sup>	2100290 <sup>70</sup>	4100290	200256	2200256	230192 <sup>79</sup>	2230192 <sup>79</sup>	N/A <sup>79</sup>	
V6 3.6L 217 CID			7674	27674	47674	200256	2200256	230192 <sup>79</sup>	2230192 <sup>79</sup>	N/A <sup>79</sup>	

CORVETTE

V8 6.2L 376 CID	LT1	7	100290 <sup>53</sup>	2100290 <sup>70</sup>	4100290	200171	N/A	4480	224480	N/A	
-----------------	-----	---	----------------------	-----------------------	---------	--------	-----	------	--------	-----	--

CORVETTE Z06

V8 6.2L 376 CID Super Charged	LT4	6	100290 <sup>53</sup>	2100290 <sup>70</sup>	4100290	200171	N/A	4480	224480	N/A	
-------------------------------	-----	---	----------------------	-----------------------	---------	--------	-----	------	--------	-----	--

CORVETTE ZR1

V8 6.2L 6200CC 376CID Super Charged	LT5		100290 <sup>53</sup>	2100290 <sup>70</sup>	4100290	200171	N/A	4480	224480	N/A	
-------------------------------------	-----	--	----------------------	-----------------------	---------	--------	-----	------	--------	-----	--

CRUZE

L4 1.4L 85 CID Turbo	LE2		100290 <sup>53</sup>	2100290 <sup>70</sup>	4100290	200646	2200646	4211 <sup>78</sup>	224211 <sup>78</sup>	4234211 <sup>78</sup>	
L4 1.6L Turbo Diesel			100331	N/A	N/A	200681	N/A	4211 <sup>78</sup>	224211 <sup>78</sup>	4234211 <sup>78</sup>	

EQUINOX

L4 1.5L 91 CID Turbo			100290 <sup>53</sup>	2100290 <sup>70</sup>	4100290	200771	2200771	4211 <sup>78</sup>	224211 <sup>78</sup>	4234211 <sup>78</sup>	
L4 1.6L Turbo Diesel			100331	N/A	N/A	200771	2200771	4211 <sup>78</sup>	224211 <sup>78</sup>	4234211 <sup>78</sup>	
L4 2.0L Turbo	D		100290 <sup>53</sup>	2100290 <sup>70</sup>	4100290	200771	2200771	4211 <sup>78</sup>	224211 <sup>78</sup>	4234211 <sup>78</sup>	

EXPRESS 2500

L4 2.8L 2800CC 171CID Turbo Diesel			100371	N/A	N/A	200655	N/A	N/R	N/R	N/R	
V6 4.3L		P	100255	2100255 <sup>70</sup>	4100255	200836	N/A	N/R	N/R	N/R	
V8 6.0L 5967cc 364 CID Flex	L96		7060 <sup>53</sup>	27060 <sup>70</sup>	47060	200655	N/A	N/R	N/R	N/R	

EXPRESS 3500

L4 2.8L 2800CC 171CID Turbo Diesel			100371 <sup>53</sup>	N/A <sup>70</sup>	N/A	200655	N/A	N/R	N/R	N/R	
V6 4.3L Flex			100255	2100255 <sup>70</sup>	4100255	200836	N/A	N/R	N/R	N/R	
V8 6.0L 5967cc 364 CID CNG	LC8		7060 <sup>53</sup>	27060 <sup>70</sup>	47060	200655	N/A	N/R	N/R	N/R	
V8 6.0L 5967cc 364 CID Flex	L96		7060 <sup>53</sup>	27060 <sup>70</sup>	47060	200655	N/A	N/R	N/R	N/R	

EXPRESS 4500

V8 6.0L 5967cc 364 CID CNG	LC8		7060 <sup>53</sup>	27060 <sup>70</sup>	47060	200655	N/A	N/R	N/R	N/R	
V8 6.0L 5967cc 364 CID Flex	L96		7060 <sup>53</sup>	27060 <sup>70</sup>	47060	200655	N/A	N/R	N/R	N/R	

IMPALA

L4 2.5L 2457cc	LCV		100290 <sup>53</sup>	2100290 <sup>70</sup>	4100290	200254	2200254	230192 <sup>79</sup>	2230192 <sup>79</sup>	N/A <sup>79</sup>	
V6 3.6L 3600CC 220CID	LFX		100255	2100255 <sup>70</sup>	4100255	200039	2200039	230192 <sup>79</sup>	2230192 <sup>79</sup>	N/A <sup>79</sup>	

LCF 3500

V8 6.0L 364 CID			7060 <sup>53</sup>	27060 <sup>70</sup>	47060	6932	N/A	N/R	N/R	N/R	
-----------------	--	--	--------------------	---------------------	-------	------	-----	-----	-----	-----	--

MALIBU

L4 1.5L 91 CID Turbo			100290 <sup>53</sup>	2100290 <sup>70</sup>	4100290	200414	2200414	4211 <sup>78</sup>	224211 <sup>78</sup>	4234211 <sup>78</sup>	
L4 1.8L 110 CID Electric/Gas			7674 <sup>507</sup> 100283 <sup>508</sup>	27674 <sup>507</sup> N/A <sup>508</sup>	47674 <sup>507</sup> N/A <sup>508</sup>	200414	2200414	4211 <sup>78</sup>	224211 <sup>78</sup>	4234211 <sup>78</sup>	
L4 2.0L 1998cc 122 CID Turbo	LTG		100290 <sup>53</sup>	2100290 <sup>70</sup>	4100290	200419	N/A	4211 <sup>78</sup>	224211 <sup>78</sup>	4234211 <sup>78</sup>	3

SILVERADO (UP TO 3500 SERIES)

V8 6.0L 5967cc 364 CID	LC8		7060 <sup>53</sup>	27060 <sup>70</sup>	47060	2487 <sup>284</sup> 2488 <sup>155</sup> 2488FR <sup>360</sup>	22487 <sup>284</sup> N/A <sup>155</sup> N/A <sup>360</sup>	230129	2230129	4230129	
------------------------	-----	--	--------------------	---------------------	-------	---	--	--------	---------	---------	--

N/A = Not Available N/R = Not Required N/S = Not Servicable For cabin air locator chart, see pages 5-12 See pages 13-16 for footnotes

1) ProSelect - Normal Driving - Traditional Change Intervals 2) NAPA Gold - Severe Driving - OE Recommended intervals 3) NAPA Platinum - Harsh Driving - OE Recommend Intervals

N/A = Non disponible N/R = Non nécessaire N/S = Non réparable Voir le tableau des filtres et d'habitacle aux pages 5-12 Voir pages 13-16 pour des notes

1) NAPA ProSelect et Argent - Conduite normale - Intervalles normaux de remplacement 2) NAPA Or - Conduite difficile - Intervalles recommandés par FEO 3) NAPA Platine - Conduite très difficile - Intervalles recommandés par FEO

N/A = No disponible N/R = No requerido N/S = No Servicable Para el aire de la cabina y tabla de localización de filtro, consulte las páginas 5-12 Ver las páginas 13-16 para las notas al pie de página

1) NAPA ProSelect y Plata - Manejo normal - Intervalos normales de cambio 2) NAPA Oro - Manejo difícil - Intervalos recomendados por el OEM 3) NAPA Platino - Manejo muy difícil - Intervalos recomendados por el OEM

Italicized Part Numbers May Not Be Available.

Las piezas con números en *italicas* pueden no estar disponibles.

Les numéros de pièce en *italiques* peuvent ne pas être disponibles.

P  
a  
s  
s  
C  
a  
r  
L  
i  
g  
h  
t  
T  
r  
u  
c  
k  
O  
i  
l  
-  
A  
i  
r  
-  
C  
a  
b  
i  
n



## CHEVROLET 2019

## Pass Car Light Truck - Oil - Air - Cabin

Year/Año/Année Model/Modelo/Modèle Engine/Motor/Moteur	Eng. Code Código de motor Code moteur	VIN NIV NIV	GOLD Oil Aceite Huile	ProSelect Oil Aceite Huile	Platinum Oil Aceite Huile	GOLD Air Aire Air	ProSelect Air Aire Air	GOLD Cabin Air Cabina Aire Cabine Air	ProSelect Cabin Air Cabina Aire Cabine Air	Platinum Cabin Air Cabina Aire Cabine Air	Loc. Cabin Air Cabina Aire Cabine Air
--	---	-------------------	--------------------------------	-------------------------------------	------------------------------------	----------------------------	---------------------------------	--	---	--	--

## CHEVROLET (Cont'd/Suite)

## 2019 (Cont'd/Suite)

## SILVERADO 1500

L4 2.7L 2700CC 165CID Turbo	L3B		100351	2100351	4100351	200941 <sup>155</sup> 200942 <sup>285</sup>	2200941 <sup>155</sup> 2200942 <sup>285</sup>	4211 <sup>78</sup>	224211 <sup>78</sup>	4234211 <sup>78</sup>	
L6 3.0L 3000CC 183CID Turbo Diesel			100351	2100351	4100351	200942	2200942	4211	224211	4234211	
V6 4.3L 262 CID Flex	LV3		100255	2100255 <sup>70</sup>	4100255	200941 200942 <sup>285</sup>	2200941 2200942 <sup>285</sup>	4211 <sup>78</sup>	224211 <sup>78</sup>	4234211 <sup>78</sup>	
V8 5.3L 5328cc 325 CID P*			100255	2100255 <sup>70</sup>	4100255	200941 <sup>155</sup> 200942 <sup>285</sup>	2200941 <sup>155</sup> 2200942 <sup>285</sup>	4211 <sup>78</sup>	224211 <sup>78</sup>	4234211 <sup>78</sup>	
V8 6.2L 6162cc 376 CID	L86		100255	2100255 <sup>70</sup>	4100255	200941 <sup>155</sup> 200942 <sup>285</sup>	2200941 <sup>155</sup> 2200942 <sup>285</sup>	4211 <sup>78</sup>	224211 <sup>78</sup>	4234211 <sup>78</sup>	

## SILVERADO 1500 LD

V8 5.3L 5328cc 325 CID P*			100255	2100255	4100255	2487 <sup>155</sup> 2488 <sup>285</sup> 2488FR <sup>260</sup>	22487 <sup>155</sup> N/A <sup>285</sup> N/A <sup>260</sup>	230129 <sup>79</sup>	2230129 <sup>79</sup>	4230129 <sup>79</sup>	
---------------------------	--	--	--------	---------	---------	---	--	----------------------	-----------------------	-----------------------	--

## SILVERADO 2500HD

V 8 6.6L 6599CC 403CID Turbo Diesel	L5P		7202 <sup>53</sup>	27202 <sup>70</sup>	47202	200695	2200695	230129	2230129	4230129	
V8 6.0L 5967cc 364 CID	LC8		7060 <sup>53</sup>	27060 <sup>70</sup>	47060	2488	N/A	230129	2230129	4230129	

## SILVERADO 3500HD

V 8 6.6L 6599CC 403CID Turbo Diesel	L5P		7202 <sup>53</sup>	27202 <sup>70</sup>	47202	200695	2200695	230129	2230129	4230129	
V8 6.0L 5967cc 364 CID	LC8		7060 <sup>53</sup>	27060 <sup>70</sup>	47060	2488 <sup>285</sup>	N/A <sup>285</sup>	230129	2230129	4230129	

## SONIC

L4 1.4L 1364cc 83 CID Turbo	LUV		7674 <sup>507</sup> 100283 <sup>508</sup>	27674 <sup>507</sup> N/A <sup>508</sup>	47674 <sup>507</sup> N/A <sup>508</sup>	9590	29590	4590 w/AC 4191 <sup>78</sup> w/o AC	224590 w/AC 224191 <sup>78</sup> w/o AC	N/A w/AC 4234191 <sup>78</sup> w/o AC	3 3
L4 1.8L 1796cc 110 CID	LWE		7674 <sup>507</sup> 100283 <sup>508</sup>	27674 <sup>507</sup> N/A <sup>508</sup>	47674 <sup>507</sup> N/A <sup>508</sup>	9590	29590	N/R	N/R	N/R	3
L4 1.8L 1796cc 110 CID Flex	LUW		7674	27674	47674	9590	29590	N/R	N/R	N/R	3

## SPARK

L4 1.4L 85 CID	LV7	A	100290 <sup>53</sup>	2100290 <sup>70</sup>	4100290	200415	N/A	4191 <sup>78</sup>	224191 <sup>78</sup>	4234191 <sup>78</sup>	
----------------	-----	---	----------------------	-----------------------	---------	--------	-----	--------------------	----------------------	-----------------------	--

## SUBURBAN (ALL)

V8 5.3L 325CID	L83		100255	2100255 <sup>70</sup>	4100255	2487 <sup>284</sup> 2488 <sup>155</sup> 2488FR <sup>155</sup>	22487 <sup>284</sup> N/A <sup>155</sup> N/A <sup>155</sup>	230129	2230129	4230129	
V8 6.2L 376 CID Flex	L9H		100255	2100255 <sup>70</sup>	4100255	2487 <sup>284</sup> 2488 <sup>155</sup> 2488FR <sup>155</sup>	22487 <sup>284</sup> N/A <sup>155</sup> N/A <sup>155</sup>	230129	2230129	4230129	

## Suburban 3500 HD

V8 6.0L 5967cc 364 CID Flex	L77		7060 <sup>53</sup>	27060 <sup>70</sup>	47060	2487 <sup>284</sup> 2488 <sup>155</sup> 2488FR <sup>155</sup>	22487 <sup>284</sup> N/A <sup>155</sup> N/A <sup>155</sup>	230129	2230129	4230129	
-----------------------------	-----	--	--------------------	---------------------	-------	---	--	--------	---------	---------	--

## TAHOE

V8 5.3L 325CID	L83		100255	2100255 <sup>70</sup>	4100255	2487 <sup>284</sup> 2488 <sup>155</sup> 2488FR <sup>155</sup>	22487 <sup>284</sup> N/A <sup>155</sup> N/A <sup>155</sup>	230129	2230129	4230129	
V8 6.2L 376 CID Flex	L9H		100255	2100255 <sup>70</sup>	4100255	2487 <sup>284</sup> 2488 <sup>155</sup> 2488FR <sup>155</sup>	22487 <sup>284</sup> N/A <sup>155</sup> N/A <sup>155</sup>	230129	2230129	4230129	

## TRAVERSE

L4 2.0L Turbo		D	100290 <sup>53</sup>	2100290 <sup>70</sup>	4100290	200718	2200718	4211 <sup>78</sup>	224211 <sup>78</sup>	4234211 <sup>78</sup>	
V6 3.6L 217 CID	LLT		100255	2100255 <sup>70</sup>	4100255	200718	2200718	4211 <sup>78</sup>	224211 <sup>78</sup>	4234211 <sup>78</sup>	

## TRAX

L4 1.4L Turbo			7674 <sup>507</sup> 100283 <sup>508</sup>	27674 <sup>507</sup> N/A <sup>508</sup>	47674 <sup>507</sup> N/A <sup>508</sup>	200255	2200255	4191 <sup>78</sup> 4590 <sup>79</sup>	224191 <sup>78</sup> 224590 <sup>79</sup>	4234191 <sup>78</sup> N/A <sup>79</sup>	3 3
---------------	--	--	--	--	--	--------	---------	--	--	--	--------

N/A = Not Available N/R = Not Required N/S = Not Servicable For cabin air locator chart, see pages 5-12 See pages 13-16 for footnotes

1) ProSelect - Normal Driving - Traditional Change Intervals 2) NAPA Gold - Severe Driving - OE Recommended Intervals 3) NAPA Platinum - Harsh Driving - OE Recommend Intervals

1) N/A = Non disponible N/R = Non nécessaire N/S = Non réparable Voir le tableau des filtres et d'habitacle aux pages 5-12 Voir pages 13-16 pour des notes

1) NAPA ProSelect et Argent - Conduite normale - Intervalles normaux de remplacement 2) NAPA Or - Conduite difficile - Intervalles recommandés par FEO 3) NAPA Platine - Conduite très difficile - Intervalles recommandés par FEO

N/A = No disponible N/R = No requerido N/S = No Servicable Para el aire de la cabina y tabla de localización de filtro, consulte las páginas 5-12 Ver las páginas 13-16 para las notas al pie de página

1) NAPA ProSelect y Plata - Manejo normal - Intervalos normales de cambio 2) NAPA Oro - Manejo difícil - Intervalos recomendados por el OEM 3) NAPA Platino - Manejo muy difícil - Intervalos recomendados por el OEM

*Italicized Part Numbers May Not Be Available.*

Las piezas con números en *italicas* pueden no estar disponibles.  
Les numéros de pièce en *italiques* peuvent ne pas être disponibles.



## Pass Car Light Truck - Oil - Air - Cabin

CHEVROLET 2019-2018

Year/Año/Année Model/Modelo/Modèle Engine/Motor/Moteur	Eng. Code Código de motor Code moteur	VIN NIV NIV	GOLD Oil Aceite Huile	ProSelect Oil Aceite Huile	Platinum Oil Aceite Huile	GOLD Air Aire Air	ProSelect Air Aire Air	GOLD Cabin Air Cabina Aire Cabine Air	ProSelect Cabin Air Cabina Aire Cabine Air	Platinum Cabin Air Cabina Aire Cabine Air	Loc. Cabin Air Cabina Aire Cabine Air
--	---	-------------------	--------------------------------	-------------------------------------	------------------------------------	----------------------------	---------------------------------	--	---	--	--

## CHEVROLET (Cont'd/Suite)

2019 (Cont'd/Suite)

## TRAX (Cont'd/Suite)

L4 1.8L			100283 7674	N/A 27674	N/A 47674	200255	2200255	4590	224590	N/A	
L4 1.8L 1796cc (Mex.)	2H0		100283 <sup>508</sup> 7674 <sup>508</sup>	N/A <sup>508</sup> 27674 <sup>508</sup>	N/A <sup>508</sup> 47674 <sup>508</sup>	200255	2200255	4590	224590	N/A	

## VOLT

L4 1.5L HYBRID			100290 <sup>53</sup>	2100290 <sup>70</sup>	4100290	200423	N/A	4211 <sup>78</sup>	224211 <sup>78</sup>	4234211 <sup>78</sup>	
----------------	--	--	----------------------	-----------------------	---------	--------	-----	--------------------	----------------------	-----------------------	--

2018

## AVEO

L4 1.5L 91 CID (Mex.)			100001	2100001	N/A	N/A	N/A	4068	224068	4234068	
-----------------------	--	--	--------	---------	-----	-----	-----	------	--------	---------	--

## BEAT

L4 1.2L 1206cc (Mex.)			100001	2100001	N/A	209672	N/A	4590	224590	N/A	
-----------------------	--	--	--------	---------	-----	--------	-----	------	--------	-----	--

## Bolt EV

Electric			N/R	N/R	N/R	N/S	N/S	4211	224211	4234211	
----------	--	--	-----	-----	-----	-----	-----	------	--------	---------	--

## CAMARO

L4 2.0L Turbo		D	100290 <sup>53</sup>	2100290 <sup>70</sup>	4100290	9830	29830	4211	224211	4234211	
V6 3.6L 3600CC 220CID	LGX	S	100412	2100412	N/A	9830	29830	4211	224211	4234211	
V8 6.2L 376 CID			100290 <sup>53</sup>	2100290 <sup>70</sup>	4100290	200560	N/A	4211	224211	4234211	1
V8 6.2L 376 CID Super Charged		P	100290 <sup>53</sup>	2100290 <sup>70</sup>	4100290	200560	N/A	4211	224211	4234211	1

## CAVALIER

L4 1.5L 91 CID (Mex.)			100001	2100001	N/A	N/A	N/A	4191	224191	4234191	
-----------------------	--	--	--------	---------	-----	-----	-----	------	--------	---------	--

## CHEYENNE

V8 5.3 L (Mex.)			7060 <sup>53</sup>	27060 <sup>70</sup>	47060	6678	26678	230129	2230129	4230129	
V8 6.2L 376 CID (Mex.)			7060 <sup>53</sup>	27060 <sup>70</sup>	47060	6678	26678	230129	2230129	4230129	

## CITY EXPRESS

L4 2.0L	LOA	3	1358 <sup>53</sup>	21358 <sup>70</sup>	41358	9225	29225	230277	2230277	N/A	
---------	-----	---	--------------------	---------------------	-------	------	-------	--------	---------	-----	--

## COLORADO

L 4 2.8L 2800CC 171CID Turbo Diesel		F	100286	N/A	N/A	200427	N/A	230192	2230192	N/A	
L4 2.5L 153 CID			100290 <sup>53</sup>	2100290 <sup>70</sup>	4100290	200256	2200256	230192	2230192	N/A	
V6 3.6L 217 CID			7674	27674	47674	200256	2200256	230192	2230192	N/A	

## CORVETTE

V8 6.2L 376 CID	LT1	7	100290 <sup>53</sup>	2100290 <sup>70</sup>	4100290	200171	N/A	4480	224480	N/A	
V8 6.2L 376 CID Super Charged	LT4	6	100290 <sup>53</sup>	2100290 <sup>70</sup>	4100290	200171	N/A	4480	224480	N/A	

## CRUZE

L4 1.4L 85 CID Turbo	LE2		100290 <sup>53</sup>	2100290 <sup>70</sup>	4100290	200646	2200646	4211	224211	4234211	
L4 1.6L Turbo Diesel			100331	N/A	N/A	200681	N/A	4211	224211	4234211	

## EQUINOX

L4 1.5L 91 CID Turbo			100290 <sup>53</sup>	2100290 <sup>70</sup>	4100290	200771	2200771	4211	224211	4234211	
L4 1.6L Turbo Diesel			100331	N/A	N/A	200771	2200771	4211	224211	4234211	
L4 2.0L Turbo	D		100290 <sup>53</sup>	2100290 <sup>70</sup>	4100290	200771	2200771	4211	224211	4234211	

## EXPRESS 2500

L4 2.8L 2800CC 171CID Turbo Diesel			100371	N/A	N/A	200655	N/A	N/R	N/R	N/R	
V6 4.3L		P	100255	2100255 <sup>70</sup>	4100255	200836	N/A	N/R	N/R	N/R	
V8 6.0L 5967cc 364 CID Flex	L96		7060 <sup>53</sup>	27060 <sup>70</sup>	47060	200655	N/A	N/R	N/R	N/R	

## EXPRESS 3500

L4 2.8L 2800CC 171CID Turbo Diesel			100371 <sup>53</sup>	N/A <sup>70</sup>	N/A	200655	N/A	N/R	N/R	N/R	
V6 4.3L Flex			100255	2100255 <sup>70</sup>	4100255	200836	N/A	N/R	N/R	N/R	
V8 6.0L 5967cc 364 CID CNG	LC8		7060 <sup>53</sup>	27060 <sup>70</sup>	47060	200655	N/A	N/R	N/R	N/R	
V8 6.0L 5967cc 364 CID Flex	L96		7060 <sup>53</sup>	27060 <sup>70</sup>	47060	200655	N/A	N/R	N/R	N/R	

N/A = Not Available N/R = Not Required N/S = Not Servicable For cabin air locator chart, see pages 5-12 See pages 13-16 for footnotes

1) ProSelect - Normal Driving - Traditional Change Intervals 2) NAPA Gold - Severe Driving - OE Recommended intervals 3) NAPA Platinum - Harsh Driving - OE Recommend Intervals

N/A = Non disponible N/R = Non nécessaire N/S = Non réparable Voir le tableau des filtres et d'habitacle aux pages 5-12 Voir pages 13-16 pour des notes

1) NAPA ProSelect et Argent - Conduite normale - Intervalles normaux de remplacement 2) NAPA Or - Conduite difficile - Intervalles recommandés par FEO 3) NAPA Platine - Conduite très difficile - Intervalles recommandés par FEO

N/A = No disponible N/R = No requerido N/S = No Servicable Para el aire de la cabina y tabla de localización de filtro, consulte las páginas 5-12 Ver las páginas 13-16 para las notas al pie de página

1) NAPA ProSelect y Plata - Manejo normal - Intervalles normales de cambio 2) NAPA Oro - Manejo difícil - Intervalles recomendados por el OEM 3) NAPA Platino - Manejo muy difícil - Intervalles recomendados por el OEM

Italicized Part Numbers May Not Be Available.

Las piezas con números en *italicas* pueden no estar disponibles.Les numéros de pièce en *italiques* peuvent ne pas être disponibles.P  
a  
s  
s  
C  
a  
r  
L  
i  
g  
h  
t  
T  
r  
u  
c  
k  
O  
i  
l  
-  
A  
i  
r  
-  
C  
a  
b  
i  
n



CHEVROLET 2018

Pass Car Light Truck - Oil - Air - Cabin

Year/Año/Année Model/Modelo/Modele Engine/Motor/Moteur	Eng. Code Código de motor Code moteur	VIN NIV NIV	GOLD Oil Aceite Huile	ProSelect Oil Aceite Huile	Platinum Oil Aceite Huile	GOLD Air Aire Air	ProSelect Air Aire Air	GOLD Cabin Air Cabina Aire Cabine Air	ProSelect Cabin Air Cabina Aire Cabine Air	Platinum Cabin Air Cabina Aire Cabine Air	Loc. Cabin Air Cabina Aire Cabine Air
--	---	-------------------	--------------------------------	-------------------------------------	------------------------------------	----------------------------	---------------------------------	--	---	--	--

CHEVROLET (Cont'd/Suite)

**2018** (Cont'd/Suite)

**EXPRESS 4500**

V8 6.0L 5967cc 364 CID CNG	LC8		7060 <sup>53</sup>	27060 <sup>70</sup>	47060	200655	N/A	N/R	N/R	N/R	
V8 6.0L 5967cc 364 CID Flex	L96		7060 <sup>53</sup>	27060 <sup>70</sup>	47060	200655	N/A	N/R	N/R	N/R	

**IMPALA**

L4 2.5L 2457cc	LCV		100290 <sup>53</sup>	2100290 <sup>70</sup>	4100290	200254	2200254	230192	2230192	N/A	
V6 3.6L 3600CC 220CID	LFX		100255	2100255 <sup>70</sup>	4100255	200039	2200039	230192	2230192	N/A	

**LCF 3500**

V8 6.0L 364 CID			7060 <sup>53</sup>	27060	47060	6932	N/A	N/R	N/R	N/R	
-----------------	--	--	--------------------	-------	-------	------	-----	-----	-----	-----	--

**MALIBU**

L4 1.5L 91 CID Turbo			100290 <sup>53</sup>	2100290 <sup>70</sup>	4100290	200414	2200414	4211	224211	4234211	
L4 1.8L 110 CID Electric/Gas			7674 <sup>507</sup> 100283 <sup>508</sup>	27674 <sup>507</sup> N/A <sup>508</sup>	47674 <sup>507</sup> N/A <sup>508</sup>	200414	2200414	4211	224211	4234211	
L4 2.0L 1998cc 122 CID Turbo	LTG		100290 <sup>53</sup>	2100290 <sup>70</sup>	4100290	200419	N/A	4211	224211	4234211	3

**SILVERADO (UP TO 3500 SERIES)**

V8 6.0L 5967cc 364 CID	LC8		7060 <sup>53</sup>	27060 <sup>70</sup>	47060	2487 <sup>284</sup> 2488 <sup>155</sup> 2488FR <sup>360</sup>	22487 <sup>284</sup> N/A <sup>155</sup> N/A <sup>360</sup>	230129	2230129	4230129	
------------------------	-----	--	--------------------	---------------------	-------	---	--	--------	---------	---------	--

**SILVERADO 1500**

V6 4.3L 262 CID Flex	LV3		100255	2100255 <sup>70</sup>	4100255	2487 <sup>284</sup> 2488 <sup>155</sup> 2488FR <sup>360</sup>	22487 <sup>284</sup> N/A <sup>155</sup> N/A <sup>360</sup>	230129	2230129	4230129	
V8 5.3L 5328cc 325 CID Electric/GasP*			100255	2100255	4100255	2487 <sup>284</sup> 2488 <sup>284</sup> 2488FR <sup>360</sup>	22487 <sup>284</sup> N/A <sup>284</sup> N/A <sup>360</sup>	230129	2230129	4230129	
V8 5.3L 5328cc 325 CID P*			100255	2100255 <sup>70</sup>	4100255	2487 <sup>284</sup> 2488 <sup>284</sup> 2488FR <sup>360</sup>	22487 <sup>284</sup> N/A <sup>284</sup> N/A <sup>360</sup>	230129	2230129	4230129	
V8 6.2L 6162cc 376 CID	L86		100255	2100255 <sup>70</sup>	4100255	2487 <sup>284</sup> 2488 <sup>155</sup> 2488FR <sup>360</sup>	22487 <sup>284</sup> N/A <sup>155</sup> N/A <sup>360</sup>	230129	2230129	4230129	

**SILVERADO 1500 Hybrid**

V8 5.3L 5300CC 325CID eAssist	Hybrid eAssist		100255	2100255	4100255	2487 <sup>284</sup> 2488 <sup>284</sup> 2488FR <sup>360</sup>	22487 <sup>284</sup> N/A <sup>284</sup> N/A <sup>360</sup>	230129	2230129	4230129	
-------------------------------	----------------	--	--------	---------	---------	---	--	--------	---------	---------	--

**SILVERADO 2500HD**

V 8 6.6L 6599CC 403CID Turbo Diesel	L5P		7202 <sup>53</sup>	27202 <sup>70</sup>	47202	200695	2200695	230129	2230129	4230129	
V8 6.0L 5967cc 364 CID	LC8		7060 <sup>53</sup>	27060 <sup>70</sup>	47060	2488	N/A	230129	2230129	4230129	

**SILVERADO 3500HD**

V 8 6.6L 6599CC 403CID Turbo Diesel	L5P		7202 <sup>53</sup>	27202 <sup>70</sup>	47202	200695	2200695	230129	2230129	4230129	
V8 6.0L 5967cc 364 CID	LC8		7060 <sup>53</sup>	27060 <sup>70</sup>	47060	2488	N/A	230129	2230129	4230129	

**SONIC**

L4 1.4L 1364cc 83 CID Turbo	LUV		7674 <sup>507</sup> 100283 <sup>508</sup>	27674 <sup>507</sup> N/A <sup>508</sup>	47674 <sup>507</sup> N/A <sup>508</sup>	9590	29590	4590 w/AC 4191 w/o AC	224590 w/AC 224191 w/o AC	N/A w/AC 4234191 w/o AC	3 3
L4 1.8L 1796cc 110 CID	LWE		7674 <sup>507</sup> 100283 <sup>508</sup>	27674 <sup>507</sup> N/A <sup>508</sup>	47674 <sup>507</sup> N/A <sup>508</sup>	9590	29590	4191	224191	4234191	3
L4 1.8L 1796cc 110 CID Flex	LWU		100283 <sup>508</sup> 7674 <sup>507</sup>	N/A <sup>508</sup> 27674 <sup>507</sup>	N/A <sup>508</sup> 47674 <sup>507</sup>	9590	29590	4191	224191	4234191	3

**SPARK**

L4 1.4L 85 CID	LV7	A	100290 <sup>53</sup>	2100290 <sup>70</sup>	4100290	200415	N/A	4191	224191	4234191	
----------------	-----	---	----------------------	-----------------------	---------	--------	-----	------	--------	---------	--

N/A = Not Available N/R = Not Required N/S = Not Servicable For cabin air locator chart, see pages 5-12 See pages 13-16 for footnotes

1) ProSelect - Normal Driving - Traditional Change Intervals 2) NAPA Gold - Severe Driving - OE Recommended Intervals 3) NAPA Platinum - Harsh Driving - OE Recommend Intervals

N/A = Non disponible N/R = Non nécessaire N/S = Non réparable Voir le tableau des filtres et d'habitacle aux pages 5-12 Voir pages 13-16 pour des notes

1) NAPA ProSelect et Argent - Conduite normale - Intervalles normaux de remplacement 2) NAPA Or - Conduite difficile - Intervalles recommandés par FEO 3) NAPA Platine - Conduite très difficile - Intervalles recommandés par FEO

N/A = No disponible N/R = No requerido N/S = No Servicable Para el aire de la cabina y tabla de localización de filtro, consulte las páginas 5-12 Ver las páginas 13-16 para las notas al pie de página

1) NAPA ProSelect y Plata - Manejo normal - Intervalos normales de cambio 2) NAPA Oro - Manejo difícil - Intervalos recomendados por el OEM 3) NAPA Platino - Manejo muy difícil - Intervalos recomendados por el OEM

*Italicized Part Numbers May Not Be Available.*

Las piezas con números en *italicas* pueden no estar disponibles.  
Les numéros de pièce en *italiques* peuvent ne pas être disponibles.



Pass Car Light Truck - Oil - Air - Cabin

CHEVROLET 2018-2017

Year/Año/Année Model/Modelo/Modèle Engine/Motor/Moteur	Eng. Code Código de motor Code moteur	VIN NIV NIV	GOLD Oil Aceite Huile	ProSelect Oil Aceite Huile	Platinum Oil Aceite Huile	GOLD Air Aire Air	ProSelect Air Aire Air	GOLD Cabin Air Cabina Aire Cabine Air	ProSelect Cabin Air Cabina Aire Cabine Air	Platinum Cabin Air Cabina Aire Cabine Air	Loc. Cabin Air Cabina Aire Cabine Air
--	---	-------------------	--------------------------------	-------------------------------------	------------------------------------	----------------------------	---------------------------------	--	---	--	--

CHEVROLET (Cont'd/Suite)

**2018** (Cont'd/Suite)

**SUBURBAN (ALL)**

V8 5.3L 325CID	L83		100255	2100255 <sup>70</sup>	4100255	2487 <sup>284</sup> 2488 <sup>155</sup> 2488FR <sup>360</sup>	22487 <sup>284</sup> N/A <sup>155</sup> N/A <sup>360</sup>	230129	2230129	4230129	
----------------	-----	--	--------	-----------------------	---------	---	--	--------	---------	---------	--

**Suburban 3500 HD**

V8 6.0L 5967cc 364 CID Flex	L77		7060 <sup>53</sup>	27060 <sup>70</sup>	47060	2487 <sup>284</sup> 2488 <sup>155</sup> 2488FR <sup>360</sup>	22487 <sup>284</sup> N/A <sup>155</sup> N/A <sup>360</sup>	230129	2230129	4230129	
-----------------------------	-----	--	--------------------	---------------------	-------	---	--	--------	---------	---------	--

**TAHOE**

V8 5.3L 325CID	L83		100255	2100255 <sup>70</sup>	4100255	2487 <sup>284</sup> 2488 <sup>155</sup> 2488FR <sup>360</sup>	22487 <sup>284</sup> N/A <sup>155</sup> N/A <sup>360</sup>	230129	2230129	4230129	
V8 6.2L 376 CID Flex	L9H		100255	2100255 <sup>70</sup>	4100255	2487 <sup>284</sup> 2488 <sup>155</sup> 2488FR <sup>360</sup>	22487 <sup>284</sup> N/A <sup>155</sup> N/A <sup>360</sup>	230129	2230129	4230129	

**TORNADO**

L4 1.8L (Mex.)			1040 <sup>53</sup>	21040 <sup>70</sup>	41040	N/A	N/A	N/A	N/A	N/A	
----------------	--	--	--------------------	---------------------	-------	-----	-----	-----	-----	-----	--

**TRAVERSE**

L4 2.0L Turbo		D	100290 <sup>53</sup>	2100290	4100290	200718	2200718	4211	224211	4234211	
V6 3.6L 217 CID	LLT		100255	2100255	4100255	200718	2200718	4211	224211	4234211	

**TRAX**

L4 1.4L Turbo			7674 <sup>507</sup> 100283 <sup>508</sup>	27674 <sup>507</sup> N/A <sup>508</sup>	47674 <sup>907</sup> N/A <sup>508</sup>	200255	2200255	4191 <sup>78</sup> 4590 <sup>78</sup>	224191 <sup>78</sup> 224590 <sup>78</sup>	4234191 <sup>78</sup> N/A <sup>78</sup>	3 3
L4 1.8L			7674	27674	47674	200255	2200255	4590	224590	N/A	
L4 1.8L 1796cc (Mex.)	2H0		7674 <sup>507</sup> 100283 <sup>508</sup>	27674 <sup>507</sup> N/A <sup>508</sup>	47674 <sup>907</sup> N/A <sup>508</sup>	200255	2200255	4590	224590	N/A	

**VOLT**

L4 1.5L HYBRID			100290 <sup>53</sup>	2100290	4100290	200423	N/A	4211	224211	4234211	
----------------	--	--	----------------------	---------	---------	--------	-----	------	--------	---------	--

**2017**

**AVEO**

L4 1.6L 1598cc (Mex.)			1040 <sup>53</sup>	21040 <sup>70</sup>	41040	2831	22831	4685	224685	N/A	
-----------------------	--	--	--------------------	---------------------	-------	------	-------	------	--------	-----	--

**Bolt EV**

Electric			N/R	N/R	N/R	N/S	N/S	4211	224211	4234211	
----------	--	--	-----	-----	-----	-----	-----	------	--------	---------	--

**CAMARO**

L4 2.0L Turbo		D	100290 <sup>53</sup>	2100290 <sup>70</sup>	4100290	9830	29830	4211	224211	4234211	
V6 3.6L 3600CC 220CID	LGX	S	100412	2100412	N/A	9830	29830	4211	224211	4234211	
V8 6.2L 376 CID			100290 <sup>53</sup>	2100290 <sup>70</sup>	4100290	200560	N/A	4211	224211	4234211	1
V8 6.2L 376 CID Super Charged		P	100290 <sup>53</sup>	2100290 <sup>70</sup>	4100290	200560	N/A	4211	224211	4234211	1

**CAPRICE**

V8 6.0L 5967cc 364 CID Flex	L77	2	7060 <sup>53</sup>	27060 <sup>70</sup>	47060	9873	N/A	9248	N/A	N/A	1
-----------------------------	-----	---	--------------------	---------------------	-------	------	-----	------	-----	-----	---

**CAPRICE PPV**

V6 3.6L 217 CID	LFX	3	7090	27090	47090	9873	N/A	9248	N/A	N/A	1
-----------------	-----	---	------	-------	-------	------	-----	------	-----	-----	---

**CHEYENNE**

V8 5.3 L (Mex.)			7060 <sup>53</sup>	27060 <sup>70</sup>	47060	6678	26678	230129	2230129	4230129	
V8 6.2L 6162cc 376 CID (Mex.)	L86		7060	27060	47060	2487	22487	N/S	N/S	N/A	

**CITY EXPRESS**

L4 2.0L	LOA	3	1358 <sup>53</sup>	21358 <sup>70</sup>	41358	9225	29225	N/R	N/R	N/R	
---------	-----	---	--------------------	---------------------	-------	------	-------	-----	-----	-----	--

**COLORADO**

L 4 2.8L 2800CC 171CID Turbo Diesel		F	100286	N/A	N/A	200427	N/A	230192	2230192	N/A	
L4 2.5L 153 CID			100290 <sup>53</sup>	2100290 <sup>70</sup>	4100290	200256	2200256	230192	2230192	N/A	
V6 3.6L 217 CID			7674	27674	47674	200256	2200256	230192	2230192	N/A	

N/A = Not Available N/R = Not Required N/S = Not Servicable For cabin air locator chart, see pages 5-12 See pages 13-16 for footnotes

1) ProSelect - Normal Driving - Traditional Change Intervals 2) NAPA Gold - Severe Driving - OE Recommended intervals 3) NAPA Platinum - Harsh Driving - OE Recommend Intervals

N/A = Non disponible N/R = Non nécessaire N/S = Non réparable Voir le tableau des filtres et d'habitacle aux pages 5-12 Voir pages 13-16 pour des notes

1) NAPA ProSelect et Argent - Conduite normale - Intervalles normaux de remplacement 2) NAPA Or - Conduite difficile - Intervalles recommandés par FEO 3) NAPA Platine - Conduite très difficile - Intervalles recommandés par FEO

N/A = No disponible N/R = No requerido N/S = No Servicable Para el aire de la cabina y tabla de localización de filtro, consulte las páginas 5-12 Ver las páginas 13-16 para las notas al pie de página

1) NAPA ProSelect y Plata - Manejo normal - Intervalos normales de cambio 2) NAPA Oro - Manejo difícil - Intervalos recomendados por el OEM 3) NAPA Platino - Manejo muy difícil - Intervalos recomendados por el OEM

*Italicized Part Numbers May Not Be Available.*

Las piezas con números en *italicas* pueden no estar disponibles.

Les numéros de pièce en *italiques* peuvent ne pas être disponibles.

P  
a  
s  
s  
C  
a  
r  
L  
i  
g  
h  
t  
T  
r  
u  
c  
k  
O  
i  
l  
-  
A  
i  
r  
-  
C  
a  
b  
i  
n



## CHEVROLET 2017

## Pass Car Light Truck - Oil - Air - Cabin

Year/Año/Année Model/Modelo/Modele Engine/Motor/Moteur	Eng. Code Código de motor Code moteur	VIN NIV NIV	GOLD Oil Aceite Huile	ProSelect Oil Aceite Huile	Platinum Oil Aceite Huile	GOLD Air Aire Air	ProSelect Air Aire Air	GOLD Cabin Air Cabina Aire Cabine Air	ProSelect Cabin Air Cabina Aire Cabine Air	Platinum Cabin Air Cabina Aire Cabine Air	Loc. Cabin Air Cabina Aire Cabine Air
--	---	-------------------	--------------------------------	-------------------------------------	------------------------------------	----------------------------	---------------------------------	--	---	--	--

## CHEVROLET (Cont'd/Suite)

2017 (Cont'd/Suite)

## CORVETTE

V8 6.2L 376 CID	LT1	7	100290 <sup>53</sup>	2100290 <sup>70</sup>	4100290	200171	N/A	4480 <sup>78</sup>	224480 <sup>78</sup>	N/A <sup>78</sup>	
V8 6.2L 376 CID Super Charged	LT4	6	100290 <sup>53</sup>	2100290 <sup>70</sup>	4100290	200171	N/A	4480 <sup>78</sup>	224480 <sup>78</sup>	N/A <sup>78</sup>	

## CRUZE

L4 1.4L 85 CID Turbo	LE2		100290 <sup>53</sup>	2100290 <sup>70</sup>	4100290	200646	2200646	4211	224211	4234211	
L4 1.6L Turbo Diesel			100331	N/A	N/A	200681	N/A	4211	224211	4234211	

## EQUINOX

L4 2.4L 145 CID	LEA		7082	27082 <sup>70</sup>	47082	9727	29727	4013	224013	4234013	3
L4 2.4L 145 CID Flex	LEA		7082	27082 <sup>70</sup>	47082	9727	29727	4013	224013	4234013	3
V6 3.6L 217 CID	LFX	3	100255	2100255 <sup>70</sup>	4100255	9727	29727	4013	224013	4234013	3
V6 3.6L 217 CID Flex	LFX	3	100255	2100255 <sup>70</sup>	4100255	9727	29727	4013	224013	4234013	3

## EXPRESS 2500

L4 2.8L 2800CC 171CID Turbo Diesel			100371	N/A	N/A	200655	N/A	N/R	N/R	N/R	
V8 4.8L 294CID	L20	F	7060 <sup>53</sup>	27060 <sup>70</sup>	47060	6573	26573	N/R	N/R	N/R	
V8 6.0L 364 CID CNG	LC8	B	7060 <sup>53</sup>	27060 <sup>70</sup>	47060	6573	26573	N/R	N/R	N/R	
V8 6.0L 5967cc 364 CID Flex	L96	G	7060 <sup>53</sup>	27060 <sup>70</sup>	47060	6573	26573	N/R	N/R	N/R	

## EXPRESS 3500

L4 2.8L 2800CC 171CID Turbo Diesel			100371	N/A	N/A	200655	N/A	N/R	N/R	N/R	
V8 4.8L 294CID	L20	F	7060 <sup>53</sup>	27060 <sup>70</sup>	47060	6573	26573	N/R	N/R	N/R	
V8 6.0L 5967cc 364 CID CNG	LC8	B	7060 <sup>53</sup>	27060 <sup>70</sup>	47060	6573	26573	N/R	N/R	N/R	
V8 6.0L 5967cc 364 CID Flex	L96	G	7060 <sup>53</sup>	27060 <sup>70</sup>	47060	6573	26573	N/R	N/R	N/R	

## EXPRESS 4500

V8 6.0L 5967cc 364 CID CNG	LC8	B	7060 <sup>53</sup>	27060 <sup>70</sup>	47060	6573	26573	N/R	N/R	N/R	
V8 6.0L 5967cc 364 CID Flex	L96	G	7060 <sup>53</sup>	27060 <sup>70</sup>	47060	6573	26573	N/R	N/R	N/R	

## IMPALA

L4 2.5L 2457cc	LCV		100290 <sup>53</sup>	2100290 <sup>70</sup>	4100290	200254	2200254	4211	224211	4234211	
V6 3.6L 3600CC 220CID	LFX		100255	2100255 <sup>70</sup>	4100255	200039	2200039	230192	2230192	N/A	

## LCF 3500

V8 6.0L 364 CID			7060 <sup>53</sup>	27060	47060	6932	N/A	N/R	N/R	N/R	
-----------------	--	--	--------------------	-------	-------	------	-----	-----	-----	-----	--

## MALIBU

L4 1.5L 91 CID Turbo			100290 <sup>53</sup>	2100290 <sup>70</sup>	4100290	200414	2200414	4211	224211	4234211	
L4 1.8L 110 CID Electric/Gas			7674 <sup>507</sup> 100283 <sup>508</sup>	27674 <sup>507</sup> N/A <sup>508</sup>	47674 <sup>507</sup> N/A <sup>508</sup>	200414	2200414	4211	224211	4234211	
L4 2.0L 1998cc 122 CID Turbo	LTG	X	100290 <sup>53</sup>	2100290 <sup>70</sup>	4100290	200419	N/A	4211	224211	4234211	3

## S10 PICKUP

L4 2.5L 151 CID (Mex.)			7060 <sup>53</sup>	27060 <sup>70</sup>	47060	200340	N/A	N/A	N/A	N/A	
------------------------	--	--	--------------------	---------------------	-------	--------	-----	-----	-----	-----	--

## SILVERADO 1500

V6 4.3L 262 CID Flex	LV3		100255	2100255 <sup>70</sup>	4100255	2487 <sup>284</sup> 2488 <sup>155</sup> 2488FR <sup>360</sup>	22487 <sup>284</sup> N/A <sup>155</sup> N/A <sup>360</sup>	230129	2230129	4230129	
V8 5.3L 5328cc FlexP*			100255	2100255 <sup>70</sup>	4100255	2487 <sup>284</sup> 2488 <sup>155</sup> 2488FR <sup>360</sup>	22487 <sup>284</sup> N/A <sup>155</sup> N/A <sup>360</sup>	230129	2230129	4230129	
V8 5.3L 5328cc 325 CID Electric/GasP*			100255	2100255 <sup>70</sup>	4100255	2487 <sup>284</sup> 2488 <sup>155</sup> 2488FR <sup>360</sup>	22487 <sup>284</sup> N/A <sup>155</sup> N/A <sup>360</sup>	230129	2230129	4230129	
V8 5.3L 5328cc 325 CID P*			100255	2100255	4100255	2487 <sup>284</sup> 2488 <sup>284</sup> 2488FR <sup>360</sup>	22487 <sup>284</sup> N/A <sup>284</sup> N/A <sup>360</sup>	230129	2230129	4230129	
V8 6.2L 6162cc 376 CID	L86		100255	2100255 <sup>70</sup>	4100255	2487 <sup>284</sup> 2488 <sup>155</sup> 2488FR <sup>360</sup>	22487 <sup>284</sup> N/A <sup>155</sup> N/A <sup>360</sup>	230129	2230129	4230129	

N/A = Not Available N/R = Not Required N/S = Not Servicable For cabin air locator chart, see pages 5-12 See pages 13-16 for footnotes

1) ProSelect - Normal Driving - Traditional Change Intervals 2) NAPA Gold - Severe Driving - OE Recommended Intervals 3) NAPA Platinum - Harsh Driving - OE Recommend Intervals

N/A = Non disponible N/R = Non nécessaire N/S = Non réparable Voir le tableau des filtres et d'habitacle aux pages 5-12 Voir pages 13-16 pour des notes

1) NAPA ProSelect et Argent - Conduite normale - Intervalles normaux de remplacement 2) NAPA Or - Conduite difficile - Intervalles recommandés par FEO 3) NAPA Platine - Conduite très difficile - Intervalles recommandés par FEO

N/A = No disponible N/R = No requerido N/S = No Servicable Para el aire de la cabina y tabla de localización de filtro, consulte las páginas 5-12 Ver las páginas 13-16 para las notas al pie de página

1) NAPA ProSelect y Plata - Manejo normal - Intervallos normales de cambio 2) NAPA Oro - Manejo difícil - Intervallos recomendados por el OEM 3) NAPA Platino - Manejo muy difícil - Intervallos recomendados por el OEM

Italicized Part Numbers May Not Be Available.

Las piezas con números en *italicas* pueden no estar disponibles.  
Les numéros de pièce en *italiques* peuvent ne pas être disponibles.





Pass Car Light Truck - Oil - Air - Cabin

CHEVROLET 2017

Year/Año/Année Model/Modelo/Modèle Engine/Motor/Moteur	Eng. Code Código de motor Code moteur	VIN NIV NIV	GOLD Oil Aceite Huile	ProSelect Oil Aceite Huile	Platinum Oil Aceite Huile	GOLD Air Aire Air	ProSelect Air Aire Air	GOLD Cabin Air Cabina Aire Cabine Air	ProSelect Cabin Air Cabina Aire Cabine Air	Platinum Cabin Air Cabina Aire Cabine Air	Loc. Cabin Air Cabina Aire Cabine Air
--	---	-------------------	--------------------------------	-------------------------------------	------------------------------------	----------------------------	---------------------------------	--	---	--	--

CHEVROLET (Cont'd/Suite)

**2017** (Cont'd/Suite)

SILVERADO 1500 Hybrid

V8 5.3L 5300CC 325CID eAssist	Hybrid eAssist		100255	2100255 <sup>70</sup>	4100255	2487 <sup>284</sup> 2488 <sup>155</sup> 2488FR <sup>360</sup>	22487 <sup>284</sup> N/A <sup>155</sup> N/A <sup>360</sup>	230129	2230129	4230129	
-------------------------------	----------------	--	--------	-----------------------	---------	---	--	--------	---------	---------	--

SILVERADO 2500HD

V8 6.6L 6599CC 403CID Turbo Diesel	L5P		7202 <sup>53</sup>	27202 <sup>70</sup>	47202	200695	2200695	230129	2230129	4230129	
V8 6.0L 5967cc 364 CID Flex	L96	G	7060 <sup>53</sup>	27060 <sup>70</sup>	47060	2487 <sup>284</sup> 2488 <sup>155</sup> 2488FR <sup>360</sup>	22487 <sup>284</sup> N/A <sup>155</sup> N/A <sup>360</sup>	230129	2230129	4230129	

SILVERADO 3500HD

V8 6.6L 6599CC 403CID Turbo Diesel	L5P		7202 <sup>53</sup>	27202 <sup>70</sup>	47202	200695	2200695	230129	2230129	4230129	
V8 6.0L 5967cc 364 CID Flex	L96		7060	27060 <sup>70</sup>	47060	2487 <sup>284</sup> 2488 <sup>155</sup> 2488FR <sup>360</sup>	22487 <sup>284</sup> N/A <sup>155</sup> N/A <sup>360</sup>	230129	2230129	4230129	

SONIC

L4 1.4L 1364cc 83 CID Turbo	LUV	B	7674 <sup>507</sup> 100283 <sup>508</sup>	27674 <sup>507</sup> N/A <sup>508</sup>	47674 <sup>507</sup> N/A <sup>508</sup>	9590	29590	4590 w/AC 4191 w/o AC	224590 w/AC 224191 w/o AC	N/A w/AC 4234191 w/o AC	3 3
L4 1.6L 1598cc (Mex.)			7674 <sup>507</sup> 100283 <sup>508</sup>	27674 <sup>507</sup> N/A <sup>508</sup>	47674 <sup>507</sup> N/A <sup>508</sup>	9590	29590	N/A	N/A	N/A	
L4 1.8L 1796cc 110 CID	LWE	G	7674 <sup>507</sup> 100283 <sup>508</sup>	27674 <sup>507</sup> N/A <sup>508</sup>	47674 <sup>507</sup> N/A <sup>508</sup>	9590	29590	4590 w/AC 4191 w/o AC	224590 w/AC 224191 w/o AC	N/A w/AC 4234191 w/o AC	3 3
L4 1.8L 1796cc 110 CID Flex	LUW		7674 <sup>507</sup> 100283 <sup>508</sup>	27674 <sup>507</sup> N/A <sup>508</sup>	47674 <sup>507</sup> N/A <sup>508</sup>	9590	29590	4590 w/AC 4191 w/o AC	224590 w/AC 224191 w/o AC	N/A w/AC 4234191 w/o AC	3 3

SPARK

L4 1.4L 85 CID	LV7	A	100290 <sup>53</sup>	2100290 <sup>70</sup>	4100290	200415	N/A	4191	224191	4234191	
----------------	-----	---	----------------------	-----------------------	---------	--------	-----	------	--------	---------	--

SPARK CLASSIC

L4 1.2L 1206cc (Mex.)			100001	2100001	N/A	209672	N/A	N/S	N/S	N/A	
-----------------------	--	--	--------	---------	-----	--------	-----	-----	-----	-----	--

SS

V8 6.2L 376 CID	LS3	W	7060 <sup>53</sup>	27060 <sup>70</sup>	47060	9873	N/A	9248	N/A	N/A	
-----------------	-----	---	--------------------	---------------------	-------	------	-----	------	-----	-----	--

SUBURBAN (ALL)

V8 5.3L 325CID	L83		100255	2100255 <sup>70</sup>	4100255	2487 <sup>284</sup> 2488 <sup>155</sup> 2488FR <sup>360</sup>	22487 <sup>284</sup> N/A <sup>155</sup> N/A <sup>360</sup>	230129	2230129	4230129	
----------------	-----	--	--------	-----------------------	---------	---	--	--------	---------	---------	--

Suburban 3500 HD

V8 6.0L 5967cc 364 CID Flex	L77		7060 <sup>53</sup>	27060 <sup>70</sup>	47060	2487 <sup>284</sup> 2488 <sup>155</sup> 2488FR <sup>360</sup>	22487 <sup>284</sup> N/A <sup>155</sup> N/A <sup>360</sup>	230129	2230129	4230129	
-----------------------------	-----	--	--------------------	---------------------	-------	---	--	--------	---------	---------	--

TAHOE

V8 5.3L 325CID	L83	C	100255	2100255 <sup>70</sup>	4100255	2487 <sup>284</sup> 2488 <sup>155</sup> 2488FR <sup>360</sup>	22487 <sup>284</sup> N/A <sup>155</sup> N/A <sup>360</sup>	230129	2230129	4230129	
----------------	-----	---	--------	-----------------------	---------	---	--	--------	---------	---------	--

TORNADO

L4 1.8L (Mex.)			1040 <sup>53</sup>	21040 <sup>70</sup>	41040	N/A	N/A	N/A	N/A	N/A	
----------------	--	--	--------------------	---------------------	-------	-----	-----	-----	-----	-----	--

TRAVERSE

V6 3.6L 217 CID	LLT	D	100255	2100255 <sup>70</sup>	4100255	9634	29634	230074	2230074	N/A	
-----------------	-----	---	--------	-----------------------	---------	------	-------	--------	---------	-----	--

TRAX

L4 1.4L 1364cc 83 CID Turbo	LUV		7674 <sup>507</sup> 100283 <sup>508</sup>	27674 <sup>507</sup> N/A <sup>508</sup>	47674 <sup>507</sup> N/A <sup>508</sup>	200255	2200255	4191 <sup>78</sup> 4590 <sup>78</sup>	224191 <sup>78</sup> 224590 <sup>78</sup>	4234191 <sup>78</sup> N/A <sup>78</sup>	3 3
-----------------------------	-----	--	--	--	--	--------	---------	--	--	--	--------

N/A = Not Available N/R = Not Required N/S = Not Servicable For cabin air locator chart, see pages 5-12 See pages 13-16 for footnotes

1) ProSelect - Normal Driving - Traditional Change Intervals 2) NAPA Gold - Severe Driving - OE Recommended intervals 3) NAPA Platinum - Harsh Driving - OE Recommend Intervals

N/A = Non disponible N/R = Non nécessaire N/S = Non réparable Voir le tableau des filtres et d'habitacle aux pages 5-12 Voir pages 13-16 pour des notes

1) NAPA ProSelect et Argent - Conduite normale - Intervalles normaux de remplacement 2) NAPA Or - Conduite difficile - Intervalles recommandés par FEO 3) NAPA Platine - Conduite très difficile - Intervalles recommandés par FEO

N/A = No disponible N/R = No requerido N/S = No Servicable Para el aire de la cabina y tabla de localización de filtro, consulte las páginas 5-12 Ver las páginas 13-16 para las notas al pie de página

1) NAPA ProSelect y Plata - Manejo normal - Intervalles normales de cambio 2) NAPA Oro - Manejo difícil - Intervalles recomendados por el OEM 3) NAPA Platino - Manejo muy difícil - Intervalles recomendados por el OEM

*Italicized Part Numbers May Not Be Available.*

Las piezas con números en *italicas* pueden no estar disponibles.

Les numéros de pièce en *italiques* peuvent ne pas être disponibles.

P  
a  
s  
s  
C  
a  
r  
L  
i  
g  
h  
t  
T  
r  
u  
c  
k  
O  
i  
l  
-  
A  
i  
r  
-  
C  
a  
b  
i  
n



## CHEVROLET 2017-2016

## Pass Car Light Truck - Oil - Air - Cabin

Year/Año/Année Model/Modelo/Modele Engine/Motor/Moteur	Eng. Code Código de motor Code moteur	VIN NIV NIV	GOLD Oil Aceite Huile	ProSelect Oil Aceite Huile	Platinum Oil Aceite Huile	GOLD Air Aire Air	ProSelect Air Aire Air	GOLD Cabin Air Cabina Aire Cabine Air	ProSelect Cabin Air Cabina Aire Cabine Air	Platinum Cabin Air Cabina Aire Cabine Air	Loc. Cabin Air Cabina Aire Cabine Air
--	---	-------------------	--------------------------------	-------------------------------------	------------------------------------	----------------------------	---------------------------------	--	---	--	--

## CHEVROLET (Cont'd/Suite)

## 2017 (Cont'd/Suite)

## TRAX (Cont'd/Suite)

L4 1.8L			7674	27674	47674	200255	2200255	4590	224590	N/A	
L4 1.8L 1796cc (Mex.)	2H0		7674 <sup>507</sup> 100283 <sup>508</sup>	27674 <sup>507</sup> N/A <sup>508</sup>	47674 <sup>507</sup> N/A <sup>508</sup>	200255	2200255	4590	224590	N/A	

## VOLT

L4 1.5L HYBRID			100290 <sup>53</sup>	2100290 <sup>70</sup>	4100290	200423	N/A	4211	224211	4234211	
----------------	--	--	----------------------	-----------------------	---------	--------	-----	------	--------	---------	--

## 2016

## AVEO

L4 1.6L 1598cc (Mex.)			1040 <sup>53</sup>	21040 <sup>70</sup>	41040	2831	22831	4685	224685	N/A	
-----------------------	--	--	--------------------	---------------------	-------	------	-------	------	--------	-----	--

## CAMARO

L4 2.0L 122 CID Turbo			100290 <sup>53</sup>	2100290 <sup>70</sup>	4100290	9830	29830	4211	224211	4234211	
V6 3.6L 3600CC 220CID	LGX	S	100412	2100412	N/A	9830	29830	4211	224211	4234211	
V8 6.2L 376 CID	LT1	7	100290 <sup>53</sup>	2100290 <sup>70</sup>	4100290	9475	29475	4211	224211	4234211	

## CAPRICE

V6 3.6L 217 CID	LFX	3	7090	27090	47090	9873	N/A	9248	N/A	N/A	1
V8 6.0L 5967cc 364 CID Flex	L77	2	7060 <sup>53</sup>	27060 <sup>70</sup>	47060	9873	N/A	9248	N/A	N/A	1

## CHEYENNE

V8 5.3L (Mex.)			7060	27060	47060	2487	22487	230129	2230129	4230129	
V8 6.2L 6162cc 376 CID (Mex.)	L86		7060	27060	47060	2487	22487	N/S	N/S	N/A	

## CITY EXPRESS

L4 2.0L	LOA	3	1358 <sup>53</sup>	21358 <sup>70</sup>	41358	9225	29225	N/R	N/R	N/R	
---------	-----	---	--------------------	---------------------	-------	------	-------	-----	-----	-----	--

## COLORADO

L4 2.5L 153 CID			100290 <sup>53</sup>	2100290 <sup>70</sup>	4100290	200256	2200256	230192	2230192	N/A	
L4 2.8L 2800CC 171CID Turbo Diesel			100286	N/A	N/A	200427	N/A	230192	2230192	N/A	
V6 3.6L 217 CID			7090	27090	47090	200256	2200256	230192	2230192	N/A	

## CORVETTE

V8 6.2L 376 CID	LT1	7	100290 <sup>53</sup>	2100290 <sup>70</sup>	4100290	200171	N/A	4480 <sup>78</sup>	224480 <sup>78</sup>	N/A <sup>78</sup>	
V8 6.2L 376 CID Super Charged	LT4	6	100290 <sup>53</sup>	2100290 <sup>70</sup>	4100290	200171	N/A	4480 <sup>78</sup>	224480 <sup>78</sup>	N/A <sup>78</sup>	

## CRUZE

L4 1.4L 85 CID Turbo	LE2		100290 <sup>53</sup>	2100290 <sup>70</sup>	4100290	200646 <sup>206</sup>	2200646 <sup>206</sup>	4211	224211	4234211	3
----------------------	-----	--	----------------------	-----------------------	---------	-----------------------	------------------------	------	--------	---------	---

## CRUZE LIMITED

L4 1.4L 1364cc 83 CID Turbo	LUV		7674 <sup>507</sup> 100283 <sup>508</sup>	27674 <sup>507</sup> N/A <sup>508</sup>	47674 <sup>507</sup> N/A <sup>508</sup>	9739 <sup>214</sup>	29739 <sup>214</sup>	4191 <sup>78</sup> 4590 <sup>79</sup>	224191 <sup>78</sup> 224590 <sup>79</sup>	4234191 <sup>78</sup> N/A <sup>79</sup>	3 3
L4 1.8L 1796cc 110 CID	LWE	G	7674 <sup>507</sup> 100283 <sup>508</sup>	27674 <sup>507</sup> N/A <sup>508</sup>	47674 <sup>507</sup> N/A <sup>508</sup>			4191 <sup>78</sup> 4590 <sup>79</sup>	224191 <sup>78</sup> 224590 <sup>79</sup>	4234191 <sup>78</sup> N/A <sup>79</sup>	3 3
L4 1.8L 1796cc 110 CID Flex	LUW		7674 <sup>507</sup> 100283 <sup>508</sup>	27674 <sup>507</sup> N/A <sup>508</sup>	47674 <sup>507</sup> N/A <sup>508</sup>			4191 <sup>78</sup> 4590 <sup>79</sup>	224191 <sup>78</sup> 224590 <sup>79</sup>	4234191 <sup>78</sup> N/A <sup>79</sup>	3 3

## EQUINOX

L4 2.4L 145 CID	LEA		7082	27082 <sup>70</sup>	47082	9727	29727	4013	224013	4234013	3
L4 2.4L 145 CID Flex	LEA		7082	27082 <sup>70</sup>	47082	9727	29727	4013	224013	4234013	3
V6 3.6L 217 CID	LFX	3	100255	2100255 <sup>70</sup>	4100255	9727	29727	4013	224013	4234013	3
V6 3.6L 217 CID Flex	LFX	3	100255	2100255 <sup>70</sup>	4100255	9727	29727	4013	224013	4234013	3

## EXPRESS 2500

V8 4.8L 294CID	L20	F	7060 <sup>53</sup>	27060 <sup>70</sup>	47060	6573	26573	N/R	N/R	N/R	
V8 6.0L 364 CID CNG	LC8	B	7060 <sup>53</sup>	27060 <sup>70</sup>	47060	6573	26573	N/R	N/R	N/R	
V8 6.0L 5967cc 364 CID Flex	L96	G	7060 <sup>53</sup>	27060 <sup>70</sup>	47060	6573	26573	N/R	N/R	N/R	
V8 6.6L 400 CID Turbo Diesel	LGH	L	7202 <sup>53</sup>	27202 <sup>70</sup>	47202	9154	N/A	N/R	N/R	N/R	

## EXPRESS 3500

V8 4.8L 294CID	L20	F	7060 <sup>53</sup>	27060 <sup>70</sup>	47060	6573	26573	N/R	N/R	N/R	
V8 6.0L 5967cc 364 CID CNG	LC8	B	7060 <sup>53</sup>	27060 <sup>70</sup>	47060	6573	26573	N/R	N/R	N/R	
V8 6.0L 5967cc 364 CID Flex	L96	G	7060 <sup>53</sup>	27060 <sup>70</sup>	47060	6573	26573	N/R	N/R	N/R	

N/A = Not Available N/R = Not Required N/S = Not Servicable For cabin air locator chart, see pages 5-12 See pages 13-16 for footnotes

1) ProSelect - Normal Driving - Traditional Change Intervals 2) NAPA Gold - Severe Driving - OE Recommended Intervals 3) NAPA Platinum - Harsh Driving - OE Recommend Intervals

N/A = Non disponible N/R = Non nécessaire N/S = Non réparable Voir le tableau des filtres et d'habitacle aux pages 5-12 Voir pages 13-16 pour des notes

1) NAPA ProSelect et Argent - Conduite normale - Intervalles normaux de remplacement 2) NAPA Or - Conduite difficile - Intervalles recommandés par FEO 3) NAPA Platine - Conduite très difficile - Intervalles recommandés par FEO

N/A = No disponible N/R = No requerido N/S = No Servicable Para el aire de la cabina y tabla de localización de filtro, consulte las páginas 5-12 Ver las páginas 13-16 para las notas al pie de página

1) NAPA ProSelect y Plata - Manejo normal - Intervalos normales de cambio 2) NAPA Oro - Manejo difícil - Intervalos recomendados por el OEM 3) NAPA Platino - Manejo muy difícil - Intervalos recomendados por el OEM

*Italicized Part Numbers May Not Be Available.*

Las piezas con números en *italicas* pueden no estar disponibles.  
Les numéros de pièce en *italiques* peuvent ne pas être disponibles.



Pass Car Light Truck - Oil - Air - Cabin

CHEVROLET 2016

Year/Año/Année Model/Modelo/Modèle Engine/Motor/Moteur	Eng. Code Código de motor Code moteur	VIN NIV NIV	GOLD Oil Aceite Huile	ProSelect Oil Aceite Huile	Platinum Oil Aceite Huile	GOLD Air Air Air	ProSelect Air Air Air	GOLD Cabin Air Cabina Aire Cabine Air	ProSelect Cabin Air Cabina Aire Cabine Air	Platinum Cabin Air Cabina Aire Cabine Air	Loc. Cabin Air Cabina Aire Cabine Air
--	---	-------------------	--------------------------------	-------------------------------------	------------------------------------	---------------------------	--------------------------------	--	---	--	--

CHEVROLET (Cont'd/Suite)

**2016** (Cont'd/Suite)

**EXPRESS 3500 (Cont'd/Suite)**

V8 6.6L 400 CID Turbo Diesel	LGH	L	7202 <sup>53</sup>	27202 <sup>70</sup>	47202	9154	N/A	N/R	N/R	N/R	
------------------------------	-----	---	--------------------	---------------------	-------	------	-----	-----	-----	-----	--

**EXPRESS 4500**

V8 6.0L 5967cc 364 CID CNG	LC8	B	7060 <sup>53</sup>	27060 <sup>70</sup>	47060	6573	26573	N/R	N/R	N/R	
V8 6.0L 5967cc 364 CID Flex	L96	G	7060 <sup>53</sup>	27060 <sup>70</sup>	47060	6573	26573	N/R	N/R	N/R	
V8 6.6L 400 CID Turbo Diesel	LGH	L	7202 <sup>53</sup>	27202 <sup>70</sup>	47202	9154	N/A	N/R	N/R	N/R	

**IMPALA**

L4 2.5L 2457cc	LCV	A	100290 <sup>53</sup>	2100290 <sup>70</sup>	4100290	200254	2200254	4211 <sup>79</sup>	224211 <sup>79</sup>	4234211 <sup>79</sup>	
V6 3.6L 217 CID Bi-Fuel		N	100255	2100255 <sup>70</sup>	4100255	200039	2200039	4211 <sup>79</sup>	224211 <sup>79</sup>	4234211 <sup>79</sup>	
V6 3.6L 217 CID Flex	LFX	3	100255	2100255 <sup>70</sup>	4100255	200039	2200039	4211 <sup>79</sup>	224211 <sup>79</sup>	4234211 <sup>79</sup>	1

**IMPALA LIMITED**

V6 3.6L 217 CID Flex	LFX	3	100255 100290 <sup>53</sup> Police	2100255 2100290 <sup>70</sup> Police	4100255 4100290 Police	9288	29288	4780	224780	4234780	1
----------------------	-----	---	--	--	------------------------------	------	-------	------	--------	---------	---

**LCF 3500**

V8 6.0L 364 CID			7060 <sup>53</sup>	27060	47060			N/R	N/R	N/R	
-----------------	--	--	--------------------	-------	-------	--	--	-----	-----	-----	--

**MALIBU**

L4 1.5L 91 CID Turbo			100290 <sup>53</sup>	2100290 <sup>70</sup>	4100290	200414	2200414	4211	224211	4234211	
L4 1.8L 110 CID Electric/Gas			7674 <sup>507</sup> 100283 <sup>508</sup>	27674 <sup>507</sup> N/A <sup>508</sup>	47674 <sup>507</sup> N/A <sup>508</sup>	200414	2200414	4211	224211	4234211	
L4 2.0L 1998cc 122 CID Turbo	LTG	X	100290 <sup>53</sup>	2100290 <sup>70</sup>	4100290	200419	N/A	4211	224211	4234211	3

**MALIBU LIMITED**

L4 2.5L 2457cc	LCV	A	100290 <sup>53</sup>	2100290 <sup>70</sup>	4100290	200254	2200254	4590	224590	N/A	
----------------	-----	---	----------------------	-----------------------	---------	--------	---------	------	--------	-----	--

**S10 PICKUP**

L4 2.5L 151 CID (Mex.)			7060 <sup>53</sup>	27060 <sup>70</sup>	47060	200340	N/A	N/A	N/A	N/A	
------------------------	--	--	--------------------	---------------------	-------	--------	-----	-----	-----	-----	--

**SILVERADO 1500**

V6 4.3L 262 CID Flex	LV3		100255	2100255 <sup>70</sup>	4100255	2487 <sup>284</sup> 2488 <sup>155</sup> 2488FR <sup>360</sup>	22487 <sup>284</sup> N/A <sup>155</sup> N/A <sup>360</sup>	230129	2230129	4230129	
V8 5.3L 5328cc 325 CID			100255	2100255 <sup>70</sup>	4100255	2487 <sup>284</sup> 2488 <sup>155</sup> 2488FR <sup>360</sup>	22487 <sup>284</sup> N/A <sup>155</sup> N/A <sup>360</sup>	230129	2230129	4230129	
V8 6.2L 6162cc 376 CID	L86		100255	2100255 <sup>70</sup>	4100255	2487 <sup>284</sup> 2488 <sup>155</sup> 2488FR <sup>360</sup>	22487 <sup>284</sup> N/A <sup>155</sup> N/A <sup>360</sup>	230129	2230129	4230129	

**SILVERADO 1500 Hybrid**

V8 5.3L 5300CC 325CID eAssist	Hybrid eAssist		100255	2100255 <sup>70</sup>	4100255	2487 <sup>284</sup> 2488 <sup>155</sup> 2488FR <sup>360</sup>	22487 <sup>284</sup> N/A <sup>155</sup> N/A <sup>360</sup>	230129	2230129	4230129	
-------------------------------	----------------	--	--------	-----------------------	---------	---	--	--------	---------	---------	--

**SILVERADO 2500HD**

V8 6.0L 5967cc 364 CID CNG		G	7060 <sup>53</sup>	27060 <sup>70</sup>	47060	2487 <sup>284</sup> 2488 <sup>155</sup> 2488FR <sup>360</sup>	22487 <sup>284</sup> N/A <sup>155</sup> N/A <sup>360</sup>	230129	2230129	4230129	
V8 6.0L 5967cc 364 CID Flex	L96	G	7060 <sup>53</sup>	27060 <sup>70</sup>	47060	2487 <sup>284</sup> 2488 <sup>155</sup> 2488FR <sup>360</sup>	22487 <sup>284</sup> N/A <sup>155</sup> N/A <sup>360</sup>	230129	2230129	4230129	
V8 6.6L 400 CID Turbo Diesel	LML	8	7202 <sup>53</sup>	27202 <sup>70</sup>	47202	9314	29314	230129	2230129	4230129	

**SILVERADO 3500HD**

V8 6.0L 5967cc 364 CID CNG		G	7060 <sup>53</sup>	27060 <sup>70</sup>	47060	2487 <sup>284</sup> 2488 <sup>155</sup> 2488FR <sup>360</sup>	22487 <sup>284</sup> N/A <sup>155</sup> N/A <sup>360</sup>	230129	2230129	4230129	
V8 6.0L 5967cc 364 CID Flex	L96	G	7060 <sup>53</sup>	27060 <sup>70</sup>	47060	2487 <sup>284</sup> 2488 <sup>155</sup> 2488FR <sup>360</sup>	22487 <sup>284</sup> N/A <sup>155</sup> N/A <sup>360</sup>	230129	2230129	4230129	
V8 6.6L 400 CID Turbo Diesel	LML	8	7202 <sup>53</sup>	27202 <sup>70</sup>	47202	9314	29314	230129	2230129	4230129	

N/A = Not Available N/R = Not Required N/S = Not Servicable For cabin air locator chart, see pages 5-12 See pages 13-16 for footnotes

1) ProSelect - Normal Driving - Traditional Change Intervals 2) NAPA Gold - Severe Driving - OE Recommended intervals 3) NAPA Platinum - Harsh Driving - OE Recommend Intervals

N/A = Non disponible N/R = Non nécessaire N/S = Non réparable Voir le tableau des filtres et d'habitacle aux pages 5-12 Voir pages 13-16 pour des notes

1) NAPA ProSelect et Argent - Conduite normale - Intervalles normaux de remplacement 2) NAPA Or - Conduite difficile - Intervalles recommandés par FEO 3) NAPA Platine - Conduite très difficile - Intervalles recommandés par FEO

N/A = No disponible N/R = No requerido N/S = No Servicable Para el aire de la cabina y tabla de localización de filtro, consulte las páginas 5-12 Ver las páginas 13-16 para las notas al pie de página

1) NAPA ProSelect y Plata - Manejo normal - Intervalles normales de cambio 2) NAPA Oro - Manejo difícil - Intervalles recomendados por el OEM 3) NAPA Platino - Manejo muy difícil - Intervalles recomendados por el OEM

*Italicized Part Numbers May Not Be Available.*

Las piezas con números en *italicas* pueden no estar disponibles.

Les numéros de pièce en *italiques* peuvent ne pas être disponibles.

P  
a  
s  
s  
C  
a  
r  
L  
i  
g  
h  
t  
T  
r  
u  
c  
k  
O  
i  
l  
-  
A  
i  
r  
-  
C  
a  
b  
i  
n



## CHEVROLET 2016-2015

## Pass Car Light Truck - Oil - Air - Cabin

Year/Año/Année Model/Modelo/Modele Engine/Motor/Moteur	Eng. Code Código de motor Code moteur	VIN NIV NIV	GOLD Oil Aceite Huile	ProSelect Oil Aceite Huile	Platinum Oil Aceite Huile	GOLD Air Aire Air	ProSelect Air Aire Air	GOLD Cabin Air Cabina Aire Cabine Air	ProSelect Cabin Air Cabina Aire Cabine Air	Platinum Cabin Air Cabina Aire Cabine Air	Loc. Cabin Air Cabina Aire Cabine Air
--	---	-------------------	--------------------------------	-------------------------------------	------------------------------------	----------------------------	---------------------------------	--	---	--	--

## CHEVROLET (Cont'd/Suite)

## 2016 (Cont'd/Suite)

## SONIC

L4 1.4L 1364cc 83 CID Turbo	LUV	B	7674 <sup>507</sup> 100283 <sup>508</sup>	27674 <sup>507</sup> N/A <sup>508</sup>	47674 <sup>507</sup> N/A <sup>508</sup>	9590	29590	4590 w/AC 4191 w/o AC	224590 w/AC 224191 w/o AC	N/A w/AC 4234191 w/o AC	3 3
L4 1.6L 1598cc (Mex.)			7674 <sup>507</sup> 100283 <sup>508</sup>	27674 <sup>507</sup> N/A <sup>508</sup>	47674 <sup>507</sup> N/A <sup>508</sup>	9590	29590	N/A	N/A	N/A	
L4 1.8L 1796cc 110 CID	LWE	G	7674 <sup>507</sup> 100283 <sup>508</sup>	27674 <sup>507</sup> N/A <sup>508</sup>	47674 <sup>507</sup> N/A <sup>508</sup>	9590	29590	4590 <sup>79</sup> w/AC 4191 <sup>78</sup> w/o AC	224590 <sup>79</sup> w/AC 224191 <sup>78</sup> w/o AC	N/A <sup>79</sup> w/AC 4234191 <sup>78</sup> w/o AC	3 3
L4 1.8L 1796cc 110 CID Flex	LUW		7674 <sup>507</sup> 100283 <sup>508</sup>	27674 <sup>507</sup> N/A <sup>508</sup>	47674 <sup>507</sup> N/A <sup>508</sup>	9590	29590	4590 <sup>79</sup> w/AC 4191 <sup>78</sup> w/o AC	224590 <sup>79</sup> w/AC 224191 <sup>78</sup> w/o AC	N/A <sup>79</sup> w/AC 4234191 <sup>78</sup> w/o AC	3 3

## SPARK

L4 1.4L 85 CID	LV7	A	100290 <sup>53</sup>	2100290 <sup>70</sup>	4100290	200415	N/A	4191	224191	4234191	
----------------	-----	---	----------------------	-----------------------	---------	--------	-----	------	--------	---------	--

## SPARK CLASSIC

L4 1.2L 1206cc (Mex.)			100001	2100001	N/A	209672	N/A	N/S	N/S	N/A	
-----------------------	--	--	--------	---------	-----	--------	-----	-----	-----	-----	--

## SPARK EV

130 HP/97 KW ELECTRIC Electric</>			N/R	N/R	N/R	N/R	N/R	4191	224191	4234191	
--------------------------------------	--	--	-----	-----	-----	-----	-----	------	--------	---------	--

## SS

V8 6.2L 376 CID	LS3	W	7060 <sup>53</sup>	27060 <sup>70</sup>	47060	9873	N/A	9248	N/A	N/A	
-----------------	-----	---	--------------------	---------------------	-------	------	-----	------	-----	-----	--

## SUBURBAN (ALL)

V8 5.3L 325CID	L83		100255	2100255 <sup>70</sup>	4100255	2487 <sup>284</sup> 2488 <sup>155</sup> 2488FR <sup>360</sup>	22487 <sup>284</sup> N/A <sup>155</sup> N/A <sup>360</sup>	230129	2230129	4230129	
----------------	-----	--	--------	-----------------------	---------	---	--	--------	---------	---------	--

## Suburban 3500 HD

V8 6.0L 5967cc 364 CID Flex	L77		7060 <sup>53</sup>	27060 <sup>70</sup>	47060	2487 <sup>284</sup> 2488 <sup>155</sup> 2488FR <sup>360</sup>	22487 <sup>284</sup> N/A <sup>155</sup> N/A <sup>360</sup>	230129	2230129	4230129	
-----------------------------	-----	--	--------------------	---------------------	-------	---	--	--------	---------	---------	--

## TAHOE

V8 5.3L 325CID	L83	C	100255	2100255 <sup>70</sup>	4100255	2487 <sup>284</sup> 2488 <sup>155</sup> 2488FR <sup>360</sup>	22487 <sup>284</sup> N/A <sup>155</sup> N/A <sup>360</sup>	230129	2230129	4230129	
----------------	-----	---	--------	-----------------------	---------	---	--	--------	---------	---------	--

## TORNADO

L4 1.8L (Mex.)			1040 <sup>53</sup>	21040 <sup>70</sup>	41040	N/A	N/A	N/A	N/A	N/A	
----------------	--	--	--------------------	---------------------	-------	-----	-----	-----	-----	-----	--

## TRAVERSE

V6 3.6L 217 CID	LLT	D	100255	2100255 <sup>70</sup>	4100255	9634	29634	230074	2230074	N/A	
-----------------	-----	---	--------	-----------------------	---------	------	-------	--------	---------	-----	--

## TRAX

L4 1.4L 1364cc 83 CID Turbo	LUV		7674 <sup>507</sup> 100283 <sup>508</sup>	27674 <sup>507</sup> N/A <sup>508</sup>	47674 <sup>507</sup> N/A <sup>508</sup>	200255	2200255	4191 <sup>78</sup> 4590 <sup>79</sup>	224191 <sup>78</sup> 224590 <sup>79</sup>	4234191 <sup>78</sup> N/A <sup>79</sup>	3 3
L4 1.8L			7674	27674	47674	200255	2200255	4590	224590	N/A	
L4 1.8L 1796cc (Mex.)	2H0		7674 <sup>507</sup> 100283 <sup>508</sup>	27674 <sup>507</sup> N/A <sup>508</sup>	47674 <sup>507</sup> N/A <sup>508</sup>	200255	2200255	4590	224590	N/A	

## VOLT

L4 1.5L Electric/Gas	L3A	5	100290 <sup>53</sup>	2100290 <sup>70</sup>	4100290	200423	N/A	4211	224211	4234211	
----------------------	-----	---	----------------------	-----------------------	---------	--------	-----	------	--------	---------	--

## 2015

## AVEO

L4 1.6L 1598cc (Mex.)			1040 <sup>53</sup>	21040 <sup>70</sup>	41040	2831	22831	4685	224685	N/A	
-----------------------	--	--	--------------------	---------------------	-------	------	-------	------	--------	-----	--

## CAMARO

V6 3.6L 217 CID	LFX	3	7090	27090 <sup>70</sup>	47090	9475	29475	4014	224014	N/A	1
-----------------	-----	---	------	---------------------	-------	------	-------	------	--------	-----	---

N/A = Not Available N/R = Not Required N/S = Not Servicable For cabin air locator chart, see pages 5-12 See pages 13-16 for footnotes

1) ProSelect - Normal Driving - Traditional Change Intervals 2) NAPA Gold - Severe Driving - OE Recommended Intervals 3) NAPA Platinum - Harsh Driving - OE Recommended Intervals

N/A = Non disponible N/R = Non nécessaire N/S = Non réparable Voir le tableau des filtres et d'habitacle aux pages 5-12 Voir pages 13-16 pour des notes

1) NAPA ProSelect et Argent - Conduite normale - Intervalles normaux de remplacement 2) NAPA Or - Conduite difficile - Intervalles recommandés par FEO 3) NAPA Platine - Conduite très difficile - Intervalles recommandés par FEO

N/A = No disponible N/R = No requerido N/S = No Servicable Para el aire de la cabina y tabla de localización de filtro, consulte las páginas 5-12 Ver las páginas 13-16 para las notas al pie de página

1) NAPA ProSelect y Plata - Manejo normal - Intervalos normales de cambio 2) NAPA Oro - Manejo difícil - Intervalos recomendados por el OEM 3) NAPA Platino - Manejo muy difícil - Intervalos recomendados por el OEM

*Italicized Part Numbers May Not Be Available.*

Las piezas con números en *italicas* pueden no estar disponibles.  
Les numéros de pièce en *italiques* peuvent ne pas être disponibles.



## Pass Car Light Truck - Oil - Air - Cabin

CHEVROLET 2015

Year/Año/Année Model/Modelo/Modèle Engine/Motor/Moteur	Eng. Code Código de motor Code moteur	VIN NIV NIV	GOLD Oil Aceite Huile	ProSelect Oil Aceite Huile	Platinum Oil Aceite Huile	GOLD Air Aire Air	ProSelect Air Aire Air	GOLD Cabin Air Cabina Aire Cabine Air	ProSelect Cabin Air Cabina Aire Cabine Air	Platinum Cabin Air Cabina Aire Cabine Air	Loc. Cabin Air Cabina Aire Cabine Air
--	---	-------------------	--------------------------------	-------------------------------------	------------------------------------	----------------------------	---------------------------------	--	---	--	--

## CHEVROLET (Cont'd/Suite)

2015 (Cont'd/Suite)

## CAMARO SS

V8 6.2L 376 CID	L99 LS3	J W	7060 <sup>53</sup> 7060 <sup>53</sup>	27060 <sup>70</sup> 27060 <sup>70</sup>	47060 47060	9475 9475	29475 29475	4014 4014	224014 224014	N/A N/A	
-----------------	------------	--------	--	--	----------------	--------------	----------------	--------------	------------------	------------	--

## CAMARO Z28

V8 7.0L 7011cc 427 CID	LS7	E	7060 <sup>53</sup>	27060 <sup>70</sup>	47060	N/A	N/A	4014	224014	N/A	1
------------------------	-----	---	--------------------	---------------------	-------	-----	-----	------	--------	-----	---

## CAMARO ZL1

V8 6.2L 376 CID Super Charged	LSA	P	7060 <sup>53</sup>	27060 <sup>70</sup>	47060	9651	N/A	4014	224014	N/A	1
-------------------------------	-----	---	--------------------	---------------------	-------	------	-----	------	--------	-----	---

## CAPRICE PPV

V6 3.6L 217 CID	LFX	3	7090	27090 <sup>70</sup>	47090	9873	N/A	9248	N/A	N/A	1
V8 6.0L 5967cc 364 CID Flex	L77	2	7060 <sup>53</sup>	27060 <sup>70</sup>	47060	9873	N/A	9248	N/A	N/A	1

## CAPTIVA SPORT

L4 2.4L 145 CID Flex	LEA	K	7082	27082 <sup>70</sup>	47082	9102	29102	4013	224013	4234013	
V6 3.0L 182 CID	LFW	5	100255	2100255	4100255	9102	29102	4013	224013	4234013	3
V6 3.0L 182 CID (Mex.)								N/A	N/A	N/A	

## CHEYENNE

V8 5.3L 5328cc 325 CID Flex (Mex.)	LC9		7060 <sup>53</sup>	27060 <sup>70</sup>	47060	2487	22487	N/A	N/A	N/A	
V8 6.2L 6162cc 376 CID (Mex.)	L86		7060	27060	47060	2487	22487	N/S	N/S	N/A	

## CITY EXPRESS

L4 2.0L	LOA	3	1358 <sup>53</sup>	21358 <sup>70</sup>	41358	9225	29225	N/R	N/R	N/R	
L4 2.0L 1997cc		3	1358 <sup>53</sup>	21358	41358	9225	29225	N/R	N/R	N/R	

## COLORADO

L4 2.5L 153 CID			100290 <sup>53</sup>	2100290 <sup>70</sup>	4100290	200256	2200256	230192	2230192	N/A	
V6 3.6L 217 CID			7090	27090	47090	200256	2200256	230192	2230192	N/A	

## CORVETTE

V8 6.2L 6162cc 376CID Super Charged (Mex.)			100290 <sup>53</sup>	2100290 <sup>70</sup>	4100290			N/A	N/A	N/A	
--	--	--	----------------------	-----------------------	---------	--	--	-----	-----	-----	--

## CORVETTE Stingray

V8 6.2L 376 CID	LT1	7	100290 <sup>53</sup>	2100290 <sup>70</sup>	4100290	200171	N/A	4480	224480	N/A	1
-----------------	-----	---	----------------------	-----------------------	---------	--------	-----	------	--------	-----	---

## CRUZE

L4 1.4L 1364cc 83 CID Turbo	LUV		7674 <sup>507</sup> 100283 <sup>508</sup>	27674 <sup>507</sup> N/A <sup>508</sup>	47674 <sup>507</sup> N/A <sup>508</sup>	9739	29739	4590	224590	N/A	3
L4 1.8L 1796cc 110 CID			7674 <sup>507</sup> 100283 <sup>508</sup>	27674 <sup>507</sup> N/A <sup>508</sup>	47674 <sup>507</sup> N/A <sup>508</sup>			4590	224590	N/A	3
L4 2.0L 1956cc 119 CID Turbo Diesel	LUZ	Z	100021	N/A	N/A	9739	29739	4590	224590	N/A	

## EQUINOX

L4 2.4L 145 CID	LEA		7082	27082 <sup>70</sup>	47082	9727	29727	4013	224013	4234013	3
L4 2.4L 145 CID Flex	LEA		7082	27082	47082	9727	29727	4013	224013	4234013	3
V6 3.6L 217 CID	LFX	3	100255	2100255 <sup>70</sup>	4100255	9727	29727	4013	224013	4234013	3
V6 3.6L 217 CID Flex	LFX	3	100255	2100255 <sup>70</sup>	4100255	9727	29727	4013	224013	4234013	3

## EXPRESS VAN (UP TO 4500 SERIES)

V8 4.8L 294CID	L20	A	7060 <sup>53</sup>	27060 <sup>70</sup>	47060	6573	26573	N/R	N/R	N/R	
V8 6.0L 5967cc 364 CID CNG	LC8	G	7060 <sup>53</sup>	27060 <sup>70</sup>	47060	6573	26573	N/R	N/R	N/R	
V8 6.0L 5967cc 364 CID Flex	L96	G	7060 <sup>53</sup>	27060 <sup>70</sup>	47060	6573	26573	N/R	N/R	N/R	
V8 6.6L 400 CID Turbo Diesel	LGH	L	7202 <sup>53</sup>	27202 <sup>70</sup>	47202	9154	N/A	N/R	N/R	N/R	

## IMPALA

L4 2.5L 2457cc 153 CID	LKW	A	100290 <sup>53</sup>	2100290 <sup>70</sup>	4100290	200254	2200254	4211	224211	4234211	
V6 3.6L 217 CID BI-Fuel	N		100255	2100255	4100255	200039	2200039	4211	224211	4234211	
V6 3.6L 217 CID Flex	LFX	3	100255	2100255 <sup>70</sup>	4100255	200039	2200039	4211	224211	4234211	1

N/A = Not Available N/R = Not Required N/S = Not Servicable For cabin air locator chart, see pages 5-12 See pages 13-16 for footnotes

1) ProSelect - Normal Driving - Traditional Change Intervals 2) NAPA Gold - Severe Driving - OE Recommended intervals 3) NAPA Platinum - Harsh Driving - OE Recommend Intervals

N/A = Non disponible N/R = Non nécessaire N/S = Non réparable Voir le tableau des filtres et d'habitacle aux pages 5-12 Voir pages 13-16 pour des notes

1) NAPA ProSelect et Argent - Conduite normale - Intervalles normaux de remplacement 2) NAPA Or - Conduite difficile - Intervalles recommandés par FEO 3) NAPA Platine - Conduite très difficile - Intervalles recommandés par FEO

N/A = No disponible N/R = No requerido N/S = No Servicable Para el aire de la cabina y tabla de localización de filtro, consulte las páginas 5-12 Ver las páginas 13-16 para las notas al pie de página

1) NAPA ProSelect y Plata - Manejo normal - Intervalles normales de cambio 2) NAPA Oro - Manejo difícil - Intervalles recomendados por el OEM 3) NAPA Platino - Manejo muy difícil - Intervalles recomendados por el OEM

Italicized Part Numbers May Not Be Available.

Las piezas con números en *italicas* pueden no estar disponibles.Les numéros de pièce en *italiques* peuvent ne pas être disponibles.



## CHEVROLET 2015

## Pass Car Light Truck - Oil - Air - Cabin

Year/Año/Année Model/Modelo/Modele Engine/Motor/Moteur	Eng. Code Código de motor Code moteur	VIN NIV NIV	GOLD Oil Aceite Huile	ProSelect Oil Aceite Huile	Platinum Oil Aceite Huile	GOLD Air Aire Air	ProSelect Air Aire Air	GOLD Cabin Air Cabina Aire Cabine Air	ProSelect Cabin Air Cabina Aire Cabine Air	Platinum Cabin Air Cabina Aire Cabine Air	Loc. Cabin Air Cabina Aire Cabine Air
--	---	-------------------	--------------------------------	-------------------------------------	------------------------------------	----------------------------	---------------------------------	--	---	--	--

## CHEVROLET (Cont'd/Suite)

## 2015 (Cont'd/Suite)

## IMPALA LIMITED

V6 3.6L 217 CID Flex	LFX	3	100255 100290 <sup>53</sup> Police	2100255 <sup>70</sup> 2100290 <sup>70</sup> Police	4100255 4100290 Police	200039 9288 <sup>214</sup>	2200039 29288 <sup>214</sup>	4780	224780	4234780	1
----------------------	-----	---	--	--	------------------------------	-------------------------------	---------------------------------	------	--------	---------	---

## MALIBU

L4 2.0L 1998cc 122 CID Turbo	LTG	X	100290 <sup>53</sup>	2100290 <sup>70</sup>	4100290	200253	N/A	4590	224590	N/A	3
L4 2.5L 2457cc 153 CID	LKW		100290 <sup>53</sup>	2100290 <sup>70</sup>	4100290	200254	2200254	4590	224590	N/A	3

## MATIZ

L4 1.0L (Mex.)			1394 <sup>53</sup>	21394 <sup>70</sup>	41394			N/A	N/A	N/A	
----------------	--	--	--------------------	---------------------	-------	--	--	-----	-----	-----	--

## ORLANDO

L4 2.4L 145 CID Flex	LEA		7082	27082	47082	9739	29739	4191	224191	4234191	3
----------------------	-----	--	------	-------	-------	------	-------	------	--------	---------	---

## SILVERADO (UP TO 3500 SERIES)

V6 4.3L 262 CID Flex	LV3		100255	2100255	4100255	2488 <sup>155</sup> 2488FR <sup>360</sup>	N/A <sup>155</sup> N/A <sup>360</sup>	230129	2230129	4230129	
V8 5.3L 5328cc 325 CID			100255	2100255	4100255	2487 <sup>284</sup> 2488 <sup>155</sup> 2488FR <sup>360</sup>	22487 <sup>284</sup> N/A <sup>155</sup> N/A <sup>360</sup>	230129	2230129	4230129	
V8 6.0L 5967cc 364 CID	LC8	B	7060 <sup>53</sup>	27060 <sup>70</sup>	47060	2487 <sup>284</sup> 2488 <sup>155</sup> 2488FR <sup>360</sup>	22487 <sup>284</sup> N/A <sup>155</sup> N/A <sup>360</sup>	230129	2230129	4230129	
V8 6.0L 5967cc 364 CID Flex	L96	G	7060 <sup>53</sup>	27060 <sup>70</sup>	47060	2487 <sup>284</sup> 2488 <sup>155</sup> 2488FR <sup>360</sup>	22487 <sup>284</sup> N/A <sup>155</sup> N/A <sup>360</sup>	230129	2230129	4230129	
V8 6.2L 6162cc 376 CID	L86		100255	2100255	4100255	2487 <sup>284</sup> 2488 <sup>155</sup> 2488FR <sup>360</sup>	22487 <sup>284</sup> N/A <sup>155</sup> N/A <sup>360</sup>	230129	2230129	4230129	
V8 6.6L 400 CID Turbo Diesel	LML	8	7202 <sup>53</sup>	27202 <sup>70</sup>	47202	9314	29314	230129	2230129	4230129	

## SONIC

L4 1.4L 1364cc 83 CID Turbo	LUV	B	7674 <sup>507</sup> 100283 <sup>508</sup>	27674 <sup>507</sup> N/A <sup>508</sup>	47674 <sup>507</sup> N/A <sup>508</sup>	9590	29590	4590 w/AC 4191 w/o AC	224590 w/AC 224191 w/o AC	N/A w/AC 4234191 w/o AC	3 3
L4 1.6L 1598cc (Mex.)			7674 <sup>507</sup> 100283 <sup>508</sup>	27674 <sup>507</sup> N/A <sup>508</sup>	47674 <sup>507</sup> N/A <sup>508</sup>	9590	29590	N/A	N/A	N/A	
L4 1.8L 1796cc 110 CID	LWE	G	7674 <sup>507</sup> 100283 <sup>508</sup>	27674 <sup>507</sup> N/A <sup>508</sup>	47674 <sup>507</sup> N/A <sup>508</sup>	9590	29590	4590 w/AC 4191 w/o AC	224590 w/AC 224191 w/o AC	N/A w/AC 4234191 w/o AC	3 3
L4 1.8L 1796cc 110 CID Flex	LUW		7674 <sup>507</sup> 100283 <sup>508</sup>	27674 <sup>507</sup> N/A <sup>508</sup>	47674 <sup>507</sup> N/A <sup>508</sup>	9590	29590	4590 w/AC 4191 w/o AC	224590 w/AC 224191 w/o AC	N/A w/AC 4234191 w/o AC	3 3

## SPARK

L4 1.2L 1206cc (Mex.)			100001	2100001	N/A	209672	N/A	232020	N/A	N/A	
L4 1.2L 1249cc 76 CID	LLO	9	100001	2100001	N/A	9264	N/A	4590 4191	224590 224191	N/A 4234191	3 3

## SPARK EV

100 KW Electric Motor Electric		0	N/R	N/R	N/R	N/R	N/R	4590	224590	N/A	3
--------------------------------	--	---	-----	-----	-----	-----	-----	------	--------	-----	---

## SS

V8 6.2L 376 CID	LS3	W	7060 <sup>53</sup>	27060 <sup>70</sup>	47060	9873	N/A	9248	N/A	N/A	
-----------------	-----	---	--------------------	---------------------	-------	------	-----	------	-----	-----	--

## SUBURBAN (ALL)

V8 5.3L 5328cc 325 CID		C	100255	2100255 <sup>70</sup>	4100255	2487 <sup>284</sup> 2488 <sup>155</sup> 2488FR <sup>360</sup>	22487 <sup>284</sup> N/A <sup>155</sup> N/A <sup>360</sup>	230129	2230129	4230129	
------------------------	--	---	--------	-----------------------	---------	---	--	--------	---------	---------	--

N/A = Not Available N/R = Not Required N/S = Not Serviceable For cabin air locator chart, see pages 5-12 See pages 13-16 for footnotes

1) ProSelect - Normal Driving - Traditional Change Intervals 2) NAPA Gold - Severe Driving - OE Recommended Intervals 3) NAPA Platinum - Harsh Driving - OE Recommend Intervals

N/A = Non disponible N/R = Non nécessaire N/S = Non réparable Voir le tableau des filtres et d'habitacle aux pages 5-12 Voir pages 13-16 pour des notes

1) NAPA ProSelect et Argent - Conduite normale - Intervalles normaux de remplacement 2) NAPA Or - Conduite difficile - Intervalles recommandés par FEO 3) NAPA Platine - Conduite très difficile - Intervalles recommandés par FEO

N/A = No disponible N/R = No requerido N/S = No Serviceable Para el aire de la cabina y tabla de localización de filtro, consulte las páginas 5-12 Ver las páginas 13-16 para las notas al pie de página

1) NAPA ProSelect y Plata - Manejo normal - Intervalos normales de cambio 2) NAPA Oro - Manejo difícil - Intervalos recomendados por el OEM 3) NAPA Platino - Manejo muy difícil - Intervalos recomendados por el OEM

*Italicized Part Numbers May Not Be Available.*

Las piezas con números en *italicas* pueden no estar disponibles.  
Les numéros de pièce en *italiques* peuvent ne pas être disponibles.





Pass Car Light Truck - Oil - Air - Cabin

CHEVROLET 2015-2014

Year/Ano/Année Model/Modelo/Modele Engine/Motor/Moteur	Eng. Code Código de motor Code moteur	VIN NIV NIV	GOLD Oil Aceite Huile	ProSelect Oil Aceite Huile	Platinum Oil Aceite Huile	GOLD Air Aire Air	ProSelect Air Aire Air	GOLD Cabin Air Cabina Aire Cabine Air	ProSelect Cabin Air Cabina Aire Cabine Air	Platinum Cabin Air Cabina Aire Cabine Air	Loc. Cabin Air Cabina Aire Cabine Air
--	---	-------------------	--------------------------------	-------------------------------------	------------------------------------	----------------------------	---------------------------------	--	---	--	--

CHEVROLET (Cont'd/Suite)

**2015** (Cont'd/Suite)

TAHOE

V8 5.3L 5328cc 325 CID		C	100255	2100255 <sup>70</sup>	4100255	2488 <sup>155</sup> 2488FR <sup>360</sup>	N/A <sup>155</sup> N/A <sup>360</sup>	230129	2230129	4230129	
------------------------	--	---	--------	-----------------------	---------	--	--	--------	---------	---------	--

TORNADO

L4 1.8L (Mex.)			1040 <sup>53</sup>	21040 <sup>70</sup>	41040	N/A	N/A	N/A	N/A	N/A	
----------------	--	--	--------------------	---------------------	-------	-----	-----	-----	-----	-----	--

TRAVERSE

V6 3.6L 217 CID		D	100255	2100255 <sup>70</sup>	4100255	9634	29634	230074	2230074	N/A	
-----------------	--	---	--------	-----------------------	---------	------	-------	--------	---------	-----	--

TRAX

L4 1.4L 1364cc 83 CID Turbo	LUV		7674 <sup>507</sup> 100283 <sup>508</sup>	27674 <sup>507</sup> N/A <sup>508</sup>	47674 <sup>907</sup> N/A <sup>508</sup>	200255	2200255	4191	224191	4234191	3
L4 1.8L			7674	27674	47674	200255	2200255	4590	224590	N/A	
L4 1.8L 1796cc (Mex.)	ZHO		7674 <sup>507</sup> 100283 <sup>508</sup>	27674 <sup>507</sup> N/A <sup>508</sup>	47674 <sup>907</sup> N/A <sup>508</sup>	200255	2200255	4590	224590	N/A	

VOLT

L4 1.4L 1398cc 85 CID Electric/Gas	LUU	4	7143	N/A	N/A	9244	N/A	4590	224590	N/A	
------------------------------------	-----	---	------	-----	-----	------	-----	------	--------	-----	--

**2014**

AVEO

L4 1.6L 1598cc (Mex.)			1040 <sup>53</sup>	21040 <sup>70</sup>	41040	2831	22831	4685	224685	N/A	
-----------------------	--	--	--------------------	---------------------	-------	------	-------	------	--------	-----	--

CAMARO

V6 3.6L 217 CID	LFX	3	7090	27090 <sup>70</sup>	47090	9475	29475	4014	224014	N/A	1
-----------------	-----	---	------	---------------------	-------	------	-------	------	--------	-----	---

CAMARO SS

V8 6.2L 376 CID	L99	J	7060 <sup>53</sup>	27060 <sup>70</sup>	47060	9475	29475	4014	224014	N/A	
	LS3	W	7060 <sup>53</sup>	27060 <sup>70</sup>	47060	9475	29475	4014	224014	N/A	

CAMARO Z28

V8 7.0L 7011cc 427 CID	LS7	E	7060 <sup>53</sup>	27060 <sup>70</sup>	47060	N/A	N/A	4014 N/A	224014 N/A	N/A N/A	1 1
------------------------	-----	---	--------------------	---------------------	-------	-----	-----	-------------	---------------	------------	--------

CAMARO ZL1

V8 6.2L 376 CID Super Charged	LSA	P	7060 <sup>53</sup>	27060 <sup>70</sup>	47060	9651	N/A	4014	224014	N/A	1
-------------------------------	-----	---	--------------------	---------------------	-------	------	-----	------	--------	-----	---

CAPRICE PPV

V6 3.6L 217 CID	LFX	3	7090	27090 <sup>70</sup>	47090	9873	N/A	9248	N/A	N/A	1
V8 6.0L 5967cc 364 CID Flex	L77	2	7060 <sup>53</sup>	27060 <sup>70</sup>	47060	9873	N/A	9248	N/A	N/A	1

CAPTIVA SPORT

L4 2.4L 145 CID Flex	LEA	K	7082	27082 <sup>70</sup>	47082	9102	29102	4013	224013	4234013	
V6 3.0L 182 CID	LFW	5	100255	2100255	4100255	9102	29102	4013	224013	4234013	3
V6 3.0L 182 CID (Mex.)			7060 <sup>53</sup>	27060 <sup>70</sup>	47060			4013	224013	4234013	

CHEYENNE

V8 5.3L 5328cc 325 CID Flex (Mex.)	LC9		7060 <sup>53</sup>	27060 <sup>70</sup>	47060	2487	22487	N/A	N/A	N/A	
V8 6.2L 6162cc 376 CID (Mex.)	L86		7060	27060	47060	2487	22487	N/S	N/S	N/A	

CORVETTE

V8 6.2L 6162cc 376CID Super Charged (Mex.)			100290 <sup>53</sup>	2100290 <sup>70</sup>	4100290			N/A	N/A	N/A	
--	--	--	----------------------	-----------------------	---------	--	--	-----	-----	-----	--

CORVETTE Stingray

V8 6.2L 376 CID	LT1	7	100290 <sup>53</sup>	2100290 <sup>70</sup>	4100290	200171	N/A	4480 <sup>164</sup>	224480 <sup>164</sup>	N/A <sup>164</sup>	1
-----------------	-----	---	----------------------	-----------------------	---------	--------	-----	---------------------	-----------------------	--------------------	---

CRUZE

L4 1.4L 1364cc 83 CID Turbo	LUV		7674 <sup>507</sup> 100283 <sup>508</sup>	27674 <sup>507</sup> N/A <sup>508</sup>	47674 <sup>907</sup> N/A <sup>508</sup>	9739	29739	4191	224191	4234191	3
L4 1.8L 1796cc 110 CID	LWE	G	7674 <sup>507</sup> 100283 <sup>508</sup>	27674 <sup>507</sup> N/A <sup>508</sup>	47674 <sup>907</sup> N/A <sup>508</sup>			4191	224191	4234191	3
L4 1.8L 1796cc 110 CID Flex	LUW		7674 <sup>507</sup> 100283 <sup>508</sup>	27674 <sup>507</sup> N/A <sup>508</sup>	47674 <sup>907</sup> N/A <sup>508</sup>			4191	224191	4234191	3
L4 2.0L 1956cc 119 CID Turbo Diesel	LUZ	Z	100021	N/A	N/A	9739	29739	4590	224590	N/A	

N/A = Not Available N/R = Not Required N/S = Not Servicable For cabin air locator chart, see pages 5-12 See pages 13-16 for footnotes

1) ProSelect - Normal Driving - Traditional Change Intervals 2) NAPA Gold - Severe Driving - OE Recommended intervals 3) NAPA Platinum - Harsh Driving - OE Recommend Intervals

N/A = Non disponible N/R = Non nécessaire N/S = Non réparable Voir le tableau des filtres et d'habitacle aux pages 5-12 Voir pages 13-16 pour des notes

1) NAPA ProSelect et Argent - Conduite normale - Intervalles normaux de remplacement 2) NAPA Or - Conduite difficile - Intervalles recommandés par FEO 3) NAPA Platine - Conduite très difficile - Intervalles recommandés par FEO

N/A = No disponible N/R = No requerido N/S = No Servicable Para el aire de la cabina y tabla de localización de filtro, consulte las páginas 5-12 Ver las páginas 13-16 para las notas al pie de página

1) NAPA ProSelect y Plata - Manejo normal - Intervalles normales de cambio 2) NAPA Oro - Manejo difícil - Intervalles recomendados por el OEM 3) NAPA Platino - Manejo muy difícil - Intervalles recomendados por el OEM

*Italicized Part Numbers May Not Be Available.*

Las piezas con números en *italicas* pueden no estar disponibles.

Les numéros de pièce en *italiques* peuvent ne pas être disponibles.

P  
a  
s  
s  
C  
a  
r  
L  
i  
g  
h  
t  
T  
r  
u  
c  
k  
O  
i  
l  
-  
A  
i  
r  
-  
C  
a  
b  
i  
n



## CHEVROLET 2014

## Pass Car Light Truck - Oil - Air - Cabin

Year/Año/Année Model/Modelo/Modele Engine/Motor/Moteur	Eng. Code Código de motor Code moteur	VIN NIV NIV	GOLD Oil Aceite Huile	ProSelect Oil Aceite Huile	Platinum Oil Aceite Huile	GOLD Air Aire Air	ProSelect Air Aire Air	GOLD Cabin Air Cabina Aire Cabine Air	ProSelect Cabin Air Cabina Aire Cabine Air	Platinum Cabin Air Cabina Aire Cabine Air	Loc. Cabin Air Cabina Aire Cabine Air
--	---	-------------------	--------------------------------	-------------------------------------	------------------------------------	----------------------------	---------------------------------	--	---	--	--

## CHEVROLET (Cont'd/Suite)

## 2014 (Cont'd/Suite)

## EQUINOX

L4 2.4L 145 CID	LEA		7082	27082	47082	9727	29727	4013	224013	4234013	3
L4 2.4L 145 CID Flex	LEA		7082	27082 <sup>70</sup>	47082	9727	29727	4013	224013	4234013	3
V6 3.6L 217 CID	LFX	3	100255	2100255 <sup>70</sup>	4100255	9727	29727	4013	224013	4234013	3
V6 3.6L 217 CID Flex	LFX	3	100255	2100255 <sup>70</sup>	4100255	9727	29727	4013	224013	4234013	3

## EXPRESS VAN (UP TO 4500 SERIES)

V6 4.3L 4293cc 262 CID	LU3	X	1040 <sup>53</sup>	21040 <sup>70</sup>	41040	6573	26573	N/R	N/R	N/R	
V8 4.8L 294CID	L20	A	7060 <sup>53</sup>	27060 <sup>70</sup>	47060	6573	26573	N/R	N/R	N/R	
V8 5.3L 5328cc 325 CID Flex	LMF	4	7060 <sup>53</sup>	27060 <sup>70</sup>	47060	6573	26573	N/R	N/R	N/R	
V8 6.0L 5967cc 364 CID	LC8	B	7060 <sup>53</sup>	27060 <sup>70</sup>	47060	6573	26573	N/R	N/R	N/R	
V8 6.0L 5967cc 364 CID Flex	L96	G	7060 <sup>53</sup>	27060 <sup>70</sup>	47060	6573	26573	N/R	N/R	N/R	
V8 6.6L 400 CID Turbo Diesel	LGH	L	7202 <sup>53</sup>	27202 <sup>70</sup>	47202	9154	N/A	N/R	N/R	N/R	

## IMPALA

L4 2.5L 2457cc 153 CID	LKW	A	100290 <sup>53</sup>	2100290 <sup>70</sup>	4100290	200254	2200254	4211	224211	4234211	
V6 3.6L 217 CID	LFX	3	100255 100290 <sup>53</sup> Engine	2100255 <sup>70</sup> 2100290 <sup>70</sup> Engine	4100255 4100290 <sup>513</sup> Engine	200039	2200039	4211 <sup>418</sup>	224211 <sup>418</sup>	4234211 <sup>418</sup>	1

## IMPALA ECO

L4 2.4L 2384cc 145 CID Electric/Gas	LUK	R	7082	27082 <sup>70</sup>	47082	9894	29894	4211	224211	4234211	
-------------------------------------	-----	---	------	---------------------	-------	------	-------	------	--------	---------	--

## IMPALA LIMITED

V6 3.6L 217 CID Flex	LFX	3	100255 100290 <sup>53</sup> Police	2100255 <sup>70</sup> 2100290 <sup>70</sup> Police	4100255 4100290 Police	9288	29288	4780	224780	4234780	1
----------------------	-----	---	--	--	------------------------------	------	-------	------	--------	---------	---

## MALIBU

L4 2.0L 1998cc 122 CID Turbo	LTG	X	100290 <sup>53</sup>	2100290 <sup>70</sup>	4100290	200253	N/A	4590	224590	N/A	3
L4 2.5L 2457cc 153 CID	LKW	A	100290 <sup>53</sup>	2100290 <sup>70</sup>	4100290	200254	2200254	4590	224590	N/A	3

## MALIBU HYBRID

L4 2.4L 2384cc 145 CID Electric/Gas	LUK	R	7082	27082 <sup>70</sup>	47082	9894	29894	4590	224590	N/A	3
-------------------------------------	-----	---	------	---------------------	-------	------	-------	------	--------	-----	---

## MATIZ

L4 1.0L (Mex.)			1394 <sup>53</sup>	21394 <sup>70</sup>	41394			N/A	N/A	N/A	
----------------	--	--	--------------------	---------------------	-------	--	--	-----	-----	-----	--

## ORLANDO

L4 2.4L 145 CID Flex	LEA		7082	27082	47082	9739	29739	4191	224191	4234191	3
----------------------	-----	--	------	-------	-------	------	-------	------	--------	---------	---

## SILVERADO (UP TO 3500 SERIES)

V6 4.3L 262 CID Flex	LV3		100255	2100255	4100255	2487 <sup>284</sup> 2488 <sup>155</sup> 2488FR <sup>360</sup>	22487 <sup>284</sup> N/A <sup>155</sup> N/A <sup>360</sup>	230129	2230129	4230129	
V8 5.3L 5328cc 325 CID			100255	2100255	4100255	2487 <sup>284</sup> 2488 <sup>155</sup> 2488FR <sup>360</sup>	22487 <sup>284</sup> N/A <sup>155</sup> N/A <sup>360</sup>	230129	2230129	4230129	
V8 6.0L 5967cc 364 CID	LC8	B	7060 <sup>53</sup>	27060 <sup>70</sup>	47060	2487 <sup>284</sup> 2488 <sup>155</sup> 2488FR <sup>360</sup>	22487 <sup>284</sup> N/A <sup>155</sup> N/A <sup>360</sup>	230129	2230129	4230129	
V8 6.0L 5967cc 364 CID Flex	L96	G	7060 <sup>53</sup>	27060 <sup>70</sup>	47060	2487 <sup>284</sup> 2488 <sup>155</sup> 2488FR <sup>360</sup>	22487 <sup>284</sup> N/A <sup>155</sup> N/A <sup>360</sup>	230129	2230129	4230129	
V8 6.2L 6162cc 376 CID	L86		100255	2100255	4100255	2487 <sup>284</sup> 2488 <sup>155</sup> 2488FR <sup>360</sup>	22487 <sup>284</sup> N/A <sup>155</sup> N/A <sup>360</sup>	230129	2230129	4230129	
V8 6.6L 400 CID Turbo Diesel	LML	8	7202 <sup>53</sup>	27202 <sup>70</sup>	47202	9314	29314	230129	2230129	4230129	

## SONIC

L4 1.4L 1364cc 83 CID Turbo	LUV	B	7674 <sup>507</sup> 100283 <sup>508</sup>	27674 <sup>507</sup> N/A <sup>508</sup>	47674 <sup>507</sup> N/A <sup>508</sup>	9590	29590	4590 w/AC 4191 w/o AC	224590 w/AC 224191 w/o AC	N/A w/AC 4234191 w/o AC	3 3
-----------------------------	-----	---	--	--	--	------	-------	--------------------------------	------------------------------------	----------------------------------	--------

N/A = Not Available N/R = Not Required N/S = Not Servicable For cabin air locator chart, see pages 5-12 See pages 13-16 for footnotes

1) ProSelect - Normal Driving - Traditional Change Intervals 2) NAPA Gold - Severe Driving - OE Recommended Intervals 3) NAPA Platinum - Harsh Driving - OE Recommend Intervals

1) N/A = Non disponible N/R = Non nécessaire N/S = Non réparable Voir le tableau des filtres et d'habitacle aux pages 5-12 Voir pages 13-16 pour des notes

1) NAPA ProSelect et Argent - Conduite normale - Intervalles normaux de remplacement 2) NAPA Or - Conduite difficile - Intervalles recommandés par FEO 3) NAPA Platine - Conduite très difficile - Intervalles recommandés par FEO

N/A = No disponible N/R = No requerido N/S = No Servicable Para el aire de la cabina y tabla de localización de filtro, consulte las páginas 5-12 Ver las páginas 13-16 para las notas al pie de página

1) NAPA ProSelect y Plata - Manejo normal - Intervallos normales de cambio 2) NAPA Oro - Manejo difícil - Intervallos recomendados por el OEM 3) NAPA Platino - Manejo muy difícil - Intervallos recomendados por el OEM

*Italicized Part Numbers May Not Be Available.*

Las piezas con números en *italicas* pueden no estar disponibles.  
Les numéros de pièce en *italiques* peuvent ne pas être disponibles.



Pass Car Light Truck - Oil - Air - Cabin

CHEVROLET 2014-2013

Year/Año/Année Model/Modelo/Modèle Engine/Motor/Moteur	Eng. Code Código de motor Code moteur	VIN NIV NIV	GOLD Oil Aceite Huile	ProSelect Oil Aceite Huile	Platinum Oil Aceite Huile	GOLD Air Aire Air	ProSelect Air Aire Air	GOLD Cabin Air Cabina Aire Cabine Air	ProSelect Cabin Air Cabina Aire Cabine Air	Platinum Cabin Air Cabina Aire Cabine Air	Loc. Cabin Air Cabina Aire Cabine Air
--	---	-------------------	--------------------------------	-------------------------------------	------------------------------------	----------------------------	---------------------------------	--	---	--	--

CHEVROLET (Cont'd/Suite)

**2014** (Cont'd/Suite)

SONIC (Cont'd/Suite)

L4 1.6L 1598cc (Mex.)			7674 <sup>507</sup> 100283 <sup>508</sup>	27674 <sup>507</sup> N/A <sup>508</sup>	47674 <sup>507</sup> N/A <sup>508</sup>	9590	29590	N/A	N/A	N/A	
L4 1.8L 1796cc 110 CID	LWE	G	7674 <sup>507</sup> 100283 <sup>508</sup>	27674 <sup>507</sup> N/A <sup>508</sup>	47674 <sup>507</sup> N/A <sup>508</sup>	9590	29590	4590 w/AC 4191 w/o AC	224590 w/AC 224191 w/o AC	N/A w/AC 4234191 w/o AC	3 3
L4 1.8L 1796cc 110 CID Flex	LUW	H	7674 <sup>507</sup> 100283 <sup>508</sup>	27674 <sup>507</sup> N/A <sup>508</sup>	47674 <sup>507</sup> N/A <sup>508</sup>	9590	29590	4590 w/AC 4191 w/o AC	224590 w/AC 224191 w/o AC	N/A w/AC 4234191 w/o AC	3 3

SPARK

L4 1.2L 1206cc (Mex.)			100001	2100001	N/A	209672	N/A	232020	N/A	N/A	
L4 1.2L 1249cc 76 CID	LLO	9	100001	2100001	N/A	9264	N/A	4590	224590	N/A	3

SPARK EV

100 KW Electric Motor Electric		0	N/R	N/R	N/R	N/R	N/R	4590	224590	N/A	3
--------------------------------	--	---	-----	-----	-----	-----	-----	------	--------	-----	---

SS

V8 6.2L 376 CID	LS3	W	7060 <sup>53</sup>	27060 <sup>70</sup>	47060	9873	N/A	9248	N/A	N/A	
-----------------	-----	---	--------------------	---------------------	-------	------	-----	------	-----	-----	--

SUBURBAN (ALL)

V8 5.3L 5328cc 325 CID Flex	LC9	7	7060 <sup>53</sup>	27060 <sup>70</sup>	47060	2487 <sup>284</sup> 2488 <sup>155</sup> 2488FR <sup>360</sup>	22487 <sup>284</sup> N/A <sup>155</sup> N/A <sup>360</sup>	230428 <sup>79</sup> N/A <sup>78</sup>	2230428 <sup>79</sup> N/A <sup>78</sup>	N/A <sup>79</sup> N/A <sup>78</sup>	
	LMG	0	7060 <sup>53</sup>	27060 <sup>70</sup>	47060	2487 <sup>284</sup> 2488 <sup>155</sup> 2488FR <sup>360</sup>	22487 <sup>284</sup> N/A <sup>155</sup> N/A <sup>360</sup>	230428 <sup>79</sup> N/A <sup>78</sup>	2230428 <sup>79</sup> N/A <sup>78</sup>	N/A <sup>79</sup> N/A <sup>78</sup>	

TAHOE

V8 5.3L 5328cc 325 CID Flex	LMG	0	7060 <sup>53</sup>	27060 <sup>70</sup>	47060	2488 <sup>155</sup> 2488FR <sup>360</sup>	N/A <sup>155</sup> N/A <sup>360</sup>	230428 N/A	2230428 N/A	N/A N/A	
-----------------------------	-----	---	--------------------	---------------------	-------	--	--	---------------	----------------	------------	--

TORNADO

L4 1.8L (Mex.)			1040 <sup>53</sup>	21040 <sup>70</sup>	41040	N/A	N/A	N/A	N/A	N/A	
----------------	--	--	--------------------	---------------------	-------	-----	-----	-----	-----	-----	--

TRAVERSE

V6 3.6L 217 CID		D	100255	2100255 <sup>70</sup>	4100255	9634	29634	230074	2230074	N/A	
-----------------	--	---	--------	-----------------------	---------	------	-------	--------	---------	-----	--

TRAX

L4 1.4L 1364cc 83 CID Turbo	LUV		7674 <sup>507</sup> 100283 <sup>508</sup>	27674 <sup>507</sup> N/A <sup>508</sup>	47674 <sup>507</sup> N/A <sup>508</sup>	200255	2200255	4191	224191	4234191	3
L4 1.8L 1796cc (Mex.)	2H0		7674 <sup>507</sup> 100283 <sup>508</sup>	27674 <sup>507</sup> N/A <sup>508</sup>	47674 <sup>507</sup> N/A <sup>508</sup>	200255	2200255	4590	224590	N/A	

VOLT

L4 1.4L 1398cc 85 CID Electric/Gas	LUU	4	7143	N/A	N/A	9244	N/A	4590	224590	N/A	
------------------------------------	-----	---	------	-----	-----	------	-----	------	--------	-----	--

**2013**

AVALANCHE

V8 5.3L 323 CID Flex		0,7	7060 <sup>53</sup>	27060 <sup>70</sup>	47060	2487 <sup>284</sup> 2488 <sup>155</sup> 2488FR <sup>360</sup>	22487 <sup>284</sup> N/A <sup>155</sup> N/A <sup>360</sup>	230428	2230428	N/A	
----------------------	--	-----	--------------------	---------------------	-------	---	--	--------	---------	-----	--

AVEO

L4 1.6L 1598cc (Mex.)			1040 <sup>53</sup>	21040 <sup>70</sup>	41040	2831	22831	4685	224685	N/A	
-----------------------	--	--	--------------------	---------------------	-------	------	-------	------	--------	-----	--

CAMARO

V6 3.6L 217 CID	LFX	3	7090	27090 <sup>70</sup>	47090	9475	29475	4014	224014	N/A	1
V8 6.2L 376 CID	L99	J	7060 <sup>53</sup>	27060 <sup>70</sup>	47060	9475	29475	4014	224014	N/A	1
	LS3	W	7060 <sup>53</sup>	27060 <sup>70</sup>	47060	9475	29475	4014	224014	N/A	1

CAMARO ZL1

V8 6.2L 376 CID Super Charged	LSA	P	7060 <sup>53</sup>	27060 <sup>70</sup>	47060	9651	N/A	4014	224014	N/A	1
-------------------------------	-----	---	--------------------	---------------------	-------	------	-----	------	--------	-----	---

N/A = Not Available N/R = Not Required N/S = Not Servicable For cabin air locator chart, see pages 5-12 See pages 13-16 for footnotes

1) ProSelect - Normal Driving - Traditional Change Intervals 2) NAPA Gold - Severe Driving - OE Recommended intervals 3) NAPA Platinum - Harsh Driving - OE Recommend Intervals

N/A = Non disponible N/R = Non nécessaire N/S = Non réparable Voir le tableau des filtres et d'habitacle aux pages 5-12 Voir pages 13-16 pour des notes

1) NAPA ProSelect et Argent - Conduite normale - Intervalles normaux de remplacement 2) NAPA Or - Conduite difficile - Intervalles recommandés par FEO 3) NAPA Platine - Conduite très difficile - Intervalles recommandés par FEO

N/A = No disponible N/R = No requerido N/S = No Servicable Para el aire de la cabina y tabla de localización de filtro, consulte las páginas 5-12 Ver las páginas 13-16 para las notas al pie de página

1) NAPA ProSelect y Plata - Manejo normal - Intervallos normales de cambio 2) NAPA Oro - Manejo difícil - Intervallos recomendados por el OEM 3) NAPA Platino - Manejo muy difícil - Intervallos recomendados por el OEM

*Italicized Part Numbers May Not Be Available.*

Las piezas con números en *italicas* pueden no estar disponibles.

Les numéros de pièce en *italiques* peuvent ne pas être disponibles.

P  
a  
s  
s  
C  
a  
r  
L  
i  
g  
h  
t  
T  
r  
u  
c  
k  
O  
i  
l  
-  
A  
i  
r  
-  
C  
a  
b  
i  
n



## CHEVROLET 2013

## Pass Car Light Truck - Oil - Air - Cabin

Year/Año/Année Model/Modelo/Modele Engine/Motor/Moteur	Eng. Code Código de motor Code moteur	VIN NIV NIV	GOLD Oil Aceite Huile	ProSelect Oil Aceite Huile	Platinum Oil Aceite Huile	GOLD Air Aire Air	ProSelect Air Aire Air	GOLD Cabin Air Cabina Aire Cabine Air	ProSelect Cabin Air Cabina Aire Cabine Air	Platinum Cabin Air Cabina Aire Cabine Air	Loc. Cabin Air Cabina Aire Cabine Air
--	---	-------------------	--------------------------------	-------------------------------------	------------------------------------	----------------------------	---------------------------------	--	---	--	--

## CHEVROLET (Cont'd/Suite)

## 2013 (Cont'd/Suite)

## CAPRICE PPV

V6 3.6L 217 CID	LFX	3	7090	27090 <sup>70</sup>	47090	9873	N/A	4014	224014	N/A	1
V8 6.0L 5967cc 364 CID Flex	L77	2	7060 <sup>53</sup>	27060 <sup>70</sup>	47060	9873	N/A	9248	N/A	N/A	1

## CAPTIVA

V6 3.2L 3195cc (Mex.)								N/A	N/A	N/A	
-----------------------	--	--	--	--	--	--	--	-----	-----	-----	--

## CAPTIVA SPORT

L4 2.4L 145 CID Flex	LEA	K	7082	27082 <sup>70</sup>	47082	9102	29102	4013	224013	4234013	3
V6 3.0L 182 CID	LFW	5	100255	2100255	4100255	9102	29102	4013	224013	4234013	3
V6 3.0L 182 CID (Mex.)								N/A	N/A	N/A	

## CHEYENNE

V8 5.3L 5328cc 325 CID Flex (Mex.)	LC9		7060 <sup>53</sup>	27060 <sup>70</sup>	47060	2487	22487	N/A	N/A	N/A	
------------------------------------	-----	--	--------------------	---------------------	-------	------	-------	-----	-----	-----	--

## CORVETTE

V8 6.2L 376 CID	LS3	W	7060 <sup>53</sup>	27060 <sup>70</sup>	47060	9997	N/A	4480 <sup>164</sup>	224480 <sup>164</sup>	N/A <sup>164</sup>	1
V8 7.0L 427 CID	LS7	E	7060 <sup>53</sup>	27060 <sup>70</sup>	47060	9997	N/A	4480 <sup>164</sup>	224480 <sup>164</sup>	N/A <sup>164</sup>	1

## CORVETTE ZR1

V8 3.6L 376 CID Super Charged	LS9	T	7060 <sup>53</sup>	27060 <sup>70</sup>	47060	9997	N/A	4480 <sup>164</sup>	224480 <sup>164</sup>	N/A <sup>164</sup>	1
-------------------------------	-----	---	--------------------	---------------------	-------	------	-----	---------------------	-----------------------	--------------------	---

## CRUZE

L4 1.4L 1364cc 83 CID Turbo	LUV	B	7674 <sup>507</sup> 100283 <sup>508</sup>	27674 <sup>507</sup> N/A <sup>508</sup>	47674 <sup>507</sup> N/A <sup>508</sup>	9739	29739	4191	224191	4234191	3
L4 1.8L 1796cc 110 CID	LWE	G	7674 <sup>507</sup> 100283 <sup>508</sup>	27674 <sup>507</sup> N/A <sup>508</sup>	47674 <sup>507</sup> N/A <sup>508</sup>	9730	29730	4191	224191	4234191	3
L4 1.8L 1796cc 110 CID Flex	LUW		7674 <sup>507</sup> 100283 <sup>508</sup>	27674 <sup>507</sup> N/A <sup>508</sup>	47674 <sup>507</sup> N/A <sup>508</sup>	9730	29730	4191	224191	4234191	3

## EQUINOX

L4 2.4L 145 CID	LEA	K	7082	27082 <sup>70</sup>	47082	9727	29727	4013	224013	4234013	3
L4 2.4L 145 CID Flex	LEA	K	7082	27082 <sup>70</sup>	47082	9727	29727	4013	224013	4234013	3
V6 3.6L 217 CID	LFX	3	100255	2100255 <sup>70</sup>	4100255	9727	29727	4013	224013	4234013	3
V6 3.6L 217 CID Flex	LFX	3	100255	2100255 <sup>70</sup>	4100255	9727	29727	4013	224013	4234013	3

## EXPRESS VAN (UP TO 4500 SERIES)

V6 4.3L 4293cc 262 CID	LU3	X	1040 <sup>53</sup>	21040 <sup>70</sup>	41040	6573	26573	N/R	N/R	N/R	
V8 4.8L 294CID	L20	A	7060 <sup>53</sup>	27060 <sup>70</sup>	47060	6573	26573	N/R	N/R	N/R	
V8 5.3L 5328cc 325 CID Flex	LMF	4	7060 <sup>53</sup>	27060 <sup>70</sup>	47060	6573	26573	N/R	N/R	N/R	
V8 6.0L 5967cc 364 CID	LC8	B	7060 <sup>53</sup>	27060 <sup>70</sup>	47060	6573	26573	N/R	N/R	N/R	
V8 6.0L 5967cc 364 CID Flex	L96	G	7060 <sup>53</sup>	27060 <sup>70</sup>	47060	6573	26573	N/R	N/R	N/R	
V8 6.6L 400 CID Turbo Diesel	LGH	L	7202 <sup>53</sup>	27202 <sup>70</sup>	47202	9154	N/A	N/R	N/R	N/R	

## IMPALA

V6 3.6L 217 CID	LFX	3	100255 100290 <sup>53</sup>	2100255 <sup>70</sup> 2100290 <sup>70</sup>	4100255 4100290 <sup>513</sup>	9288	29288	4780	224780	4234780	1
V6 3.6L 217 CID Flex	LFX		100255 100290 <sup>53</sup>	2100255 <sup>70</sup> 2100290 <sup>70</sup>	4100255 4100290 <sup>513</sup>	9288	29288	4780	224780	4234780	1

## MALIBU

L4 2.0L 1998cc 122 CID Turbo	L7G	X	100290 <sup>53</sup>	2100290 <sup>70</sup>	4100290	200254	2200254	4590	224590	N/A	3
L4 2.5L 153 CID	LCV	A	100290 <sup>53</sup>	2100290 <sup>70</sup>	4100290	200254	2200254	4590	224590	N/A	3

## MALIBU HYBRID

L4 2.4L 2384cc 145 CID Electric/Gas	LUK	R	7082	27082 <sup>70</sup>	47082	9894	29894	4590	224590	N/A	3
-------------------------------------	-----	---	------	---------------------	-------	------	-------	------	--------	-----	---

## MATIZ

L4 1.0L (Mex.)			1394 <sup>53</sup>	21394 <sup>70</sup>	41394			N/A	N/A	N/A	
----------------	--	--	--------------------	---------------------	-------	--	--	-----	-----	-----	--

## ORLANDO

L4 2.4L 145 CID			7082	27082	47082	9739	29739	4191	224191	4234191	3
-----------------	--	--	------	-------	-------	------	-------	------	--------	---------	---

N/A = Not Available N/R = Not Required N/S = Not Servicable For cabin air locator chart, see pages 5-12 See pages 13-16 for footnotes

1) ProSelect - Normal Driving - Traditional Change Intervals 2) NAPA Gold - Severe Driving - OE Recommended Intervals 3) NAPA Platinum - Harsh Driving - OE Recommend Intervals

N/A = Non disponible N/R = Non nécessaire N/S = Non réparable Voir le tableau des filtres et d'habillage aux pages 5-12 Voir pages 13-16 pour des notes

1) NAPA ProSelect et Argent - Conduite normale - Intervalles normaux de remplacement 2) NAPA Or - Conduite difficile - Intervalles recommandés par FEO 3) NAPA Platine - Conduite très difficile - Intervalles recommandés par FEO

N/A = No disponible N/R = No requerido N/S = No Servicable Para el aire de la cabina y tabla de localización de filtro, consulte las páginas 5-12 Ver las páginas 13-16 para las notas al pie de página

1) NAPA ProSelect y Plata - Manejo normal - Intervalos normales de cambio 2) NAPA Oro - Manejo difícil - Intervalos recomendados por el OEM 3) NAPA Platino - Manejo muy difícil - Intervalos recomendados por el OEM

*Italicized Part Numbers May Not Be Available.*

Las piezas con números en *italicas* pueden no estar disponibles.  
Les numéros de pièce en *italiques* peuvent ne pas être disponibles.



## Pass Car Light Truck - Oil - Air - Cabin

CHEVROLET 2013

Year/Año/Année Model/Modelo/Modele Engine/Motor/Moteur	Eng. Code Código de motor Code moteur	VIN NIV NIV	GOLD Oil Aceite Huile	ProSelect Oil Aceite Huile	Platinum Oil Aceite Huile	GOLD Air Aire Air	ProSelect Air Aire Air	GOLD Cabin Air Cabina Aire Cabine Air	ProSelect Cabin Air Cabina Aire Cabine Air	Platinum Cabin Air Cabina Aire Cabine Air	Loc. Cabin Air Cabina Aire Cabine Air
--	---	-------------------	--------------------------------	-------------------------------------	------------------------------------	----------------------------	---------------------------------	--	---	--	--

## CHEVROLET (Cont'd/Suite)

2013 (Cont'd/Suite)

## SILVERADO (UP TO 3500 SERIES)

V6 4.3L 262CID	LU3	Z	1040 <sup>53</sup>	21040 <sup>70</sup>	41040	2487 <sup>284</sup> 2488 <sup>155</sup> 2488FR <sup>360</sup>	22487 <sup>284</sup> N/A <sup>155</sup> N/A <sup>360</sup>	230428 N/A	2230428 N/A	N/A N/A	
V6 4.3L 4300cc (Mex.)	LV3		100255	2100255	4100255	2487 <sup>284</sup> 2488 <sup>155</sup> 2488FR <sup>360</sup>	22487 <sup>284</sup> N/A <sup>155</sup> N/A <sup>360</sup>	N/A	N/A	N/A	
V8 4.8L 294 CID	L20	A	7060 <sup>53</sup>	27060 <sup>70</sup>	47060	2487 <sup>284</sup> 2488 <sup>155</sup> 2488FR <sup>360</sup>	22487 <sup>284</sup> N/A <sup>155</sup> N/A <sup>360</sup>	230428 N/A	2230428 N/A	N/A N/A	
V8 5.3L 323 CID Flex	LC9,LMG	0,3	7060 <sup>53</sup>	27060 <sup>70</sup>	47060	2487 <sup>284</sup> 2488 <sup>155</sup> 2488FR <sup>360</sup>	22487 <sup>284</sup> N/A <sup>155</sup> N/A <sup>360</sup>	230428 N/A	2230428 N/A	N/A N/A	
V8 6.0L 364 CID	L96	B,G	7060 <sup>53</sup>	27060 <sup>70</sup>	47060	2487 <sup>284</sup> 2488 <sup>155</sup> 2488FR <sup>360</sup>	22487 <sup>284</sup> N/A <sup>155</sup> N/A <sup>360</sup>	230428 N/A	2230428 N/A	N/A N/A	
V8 6.0L 364 CID Electric/Gas	LZ1		7060 <sup>53</sup>	27060 <sup>70</sup>	47060	2487 <sup>284</sup> 2488 <sup>155</sup> 2488FR <sup>360</sup>	22487 <sup>284</sup> N/A <sup>155</sup> N/A <sup>360</sup>	230428 N/A	2230428 N/A	N/A N/A	
V8 6.2L 376 CID Flex	L9H	2	7060 <sup>53</sup>	27060 <sup>70</sup>	47060	2487 <sup>284</sup> 2488 <sup>155</sup> 2488FR <sup>360</sup>	22487 <sup>284</sup> N/A <sup>155</sup> N/A <sup>360</sup>	230428 N/A	2230428 N/A	N/A N/A	
V8 6.6L 400 CID Turbo Diesel	LGH,LML	L,8	7202 <sup>53</sup>	27202 <sup>70</sup>	47202	9314	29314	230428 N/A	2230428 N/A	N/A N/A	

## SONIC

L4 1.4L 1364cc 83 CID Turbo	LUV	B	7674 <sup>507</sup> 7674 <sup>507</sup> 100283 <sup>508</sup> 100283 <sup>508</sup>	27674 <sup>507</sup> 27674 <sup>507</sup> N/A <sup>508</sup> N/A <sup>508</sup>	47674 <sup>507</sup> 47674 <sup>507</sup> N/A <sup>508</sup> N/A <sup>508</sup>	9590 9590	29590 29590	4191 4191	224191 224191	4234191 4234191	3 3
L4 1.6L 1598cc (Mex.)			7674 <sup>507</sup> 100283 <sup>508</sup>	27674 <sup>507</sup> N/A <sup>508</sup>	47674 <sup>507</sup> N/A <sup>508</sup>	9590	29590	N/A	N/A	N/A	
L4 1.8L 1796cc 110 CID	LUW	H	7674 <sup>507</sup> 100283 <sup>508</sup>	27674 <sup>507</sup> N/A <sup>508</sup>	47674 <sup>507</sup> N/A <sup>508</sup>	9590	29590	4191	224191	4234191	3
	LWE	G	7674 <sup>507</sup> 100283 <sup>508</sup>	27674 <sup>507</sup> N/A <sup>508</sup>	47674 <sup>507</sup> N/A <sup>508</sup>	9590	29590	4191	224191	4234191	3

## SPARK

L4 1.2L 1206cc (Mex.)			100001	2100001	N/A	209672	N/A	232020	N/A	N/A	
L4 1.2L 1249cc 76 CID	LLO	9	100001	2100001	N/A	9264	N/A	4590	224590	N/A	3

## SUBURBAN (ALL)

V8 5.3L 5328cc 325 CID Flex	LC9	7	7060 <sup>53</sup>	27060 <sup>70</sup>	47060	2487 <sup>284</sup> 2488 <sup>155</sup> 2488FR <sup>360</sup>	22487 <sup>284</sup> N/A <sup>155</sup> N/A <sup>360</sup>	230428 N/A <sup>78</sup>	2230428 N/A <sup>78</sup>	N/A N/A <sup>78</sup>	
	LMG	0	7060 <sup>53</sup>	27060 <sup>70</sup>	47060	2487 <sup>284</sup> 2488 <sup>155</sup> 2488FR <sup>360</sup>	22487 <sup>284</sup> N/A <sup>155</sup> N/A <sup>360</sup>	230428 <sup>79</sup> N/A <sup>78</sup>	2230428 <sup>79</sup> N/A <sup>78</sup>	N/A <sup>79</sup> N/A <sup>78</sup>	
V8 6.0L 5967cc 364 CID Flex	L96	G	7060 <sup>53</sup>	27060 <sup>70</sup>	47060	2487 <sup>284</sup> 2488 <sup>155</sup> 2488FR <sup>360</sup>	22487 <sup>284</sup> N/A <sup>155</sup> N/A <sup>360</sup>	230428 <sup>79</sup> N/A <sup>78</sup>	2230428 <sup>79</sup> N/A <sup>78</sup>	N/A <sup>79</sup> N/A <sup>78</sup>	

## TAHOE

V8 5.3L 5328cc 325 CID Flex	LMG	0	7060 <sup>53</sup>	27060 <sup>70</sup>	47060	2488 <sup>155</sup> 2488FR <sup>360</sup>	N/A <sup>155</sup> N/A <sup>360</sup>	230428	2230428	N/A	
-----------------------------	-----	---	--------------------	---------------------	-------	--	--	--------	---------	-----	--

## TAHOE HYBRID

V8 6.0L 364 CID Electric/Gas	LZ1	J	7060 <sup>53</sup>	27060 <sup>70</sup>	47060	2488 <sup>155</sup> 2488FR <sup>360</sup>	N/A <sup>155</sup> N/A <sup>360</sup>	230428	2230428	N/A	
------------------------------	-----	---	--------------------	---------------------	-------	--	--	--------	---------	-----	--

## TORNADO

L4 1.8L (Mex.)			1040 <sup>53</sup>	21040 <sup>70</sup>	41040	N/A	N/A	N/A	N/A	N/A	
----------------	--	--	--------------------	---------------------	-------	-----	-----	-----	-----	-----	--

N/A = Not Available N/R = Not Required N/S = Not Servicable For cabin air locator chart, see pages 5-12 See pages 13-16 for footnotes

1) ProSelect - Normal Driving - Traditional Change Intervals 2) NAPA Gold - Severe Driving - OE Recommended intervals 3) NAPA Platinum - Harsh Driving - OE Recommend Intervals

N/A = Non disponible N/R = Non nécessaire N/S = Non réparable Voir le tableau des filtres et d'habitacle aux pages 5-12 Voir pages 13-16 pour des notes

1) NAPA ProSelect et Argent - Conduite normale - Intervalles normaux de remplacement 2) NAPA Or - Conduite difficile - Intervalles recommandés par FEO 3) NAPA Platine - Conduite très difficile - Intervalles recommandés par FEO

N/A = No disponible N/R = No requerido N/S = No Servicable Para el aire de la cabina y tabla de localización de filtro, consulte las páginas 5-12 Ver las páginas 13-16 para las notas al pie de página

1) NAPA ProSelect y Plata - Manejo normal - Intervalles normales de cambio 2) NAPA Oro - Manejo difícil - Intervalles recomendados por el OEM 3) NAPA Platino - Manejo muy difícil - Intervalles recomendados por el OEM

Italicized Part Numbers May Not Be Available.

Las piezas con números en *italicas* pueden no estar disponibles.Les numéros de pièce en *italiques* peuvent ne pas être disponibles.



## CHEVROLET 2013-2012

## Pass Car Light Truck - Oil - Air - Cabin

Year/Año/Année Model/Modelo/Modele Engine/Motor/Moteur	Eng. Code Código de motor Code moteur	VIN NIV NIV	GOLD Oil Aceite Huile	ProSelect Oil Aceite Huile	Platinum Oil Aceite Huile	GOLD Air Aire Air	ProSelect Air Aire Air	GOLD Cabin Air Cabina Aire Cabine Air	ProSelect Cabin Air Cabina Aire Cabine Air	Platinum Cabin Air Cabina Aire Cabine Air	Loc. Cabin Air Cabina Aire Cabine Air
--	---	-------------------	--------------------------------	-------------------------------------	------------------------------------	----------------------------	---------------------------------	--	---	--	--

## CHEVROLET (Cont'd/Suite)

## 2013 (Cont'd/Suite)

## TRAVERSE

V6 3.6L 217 CID	LLT		100255	2100255 <sup>70</sup>	4100255	9634	29634	230074	2230074	N/A	
-----------------	-----	--	--------	-----------------------	---------	------	-------	--------	---------	-----	--

## TRAX

L4 1.4L 1364cc 83 CID Turbo	LUV	B	7674 <sup>507</sup> 100283 <sup>508</sup>	27674 <sup>507</sup> N/A <sup>508</sup>	47674 <sup>507</sup> N/A <sup>508</sup>	200255	2200255	4590	224590	N/A	
L4 1.8L 1796cc (Mex.)	2H0		7674 <sup>507</sup> 100283 <sup>508</sup>	27674 <sup>507</sup> N/A <sup>508</sup>	47674 <sup>507</sup> N/A <sup>508</sup>	200255	2200255	4590	224590	N/A	

## VOLT

L4 1.4L 1398cc 85 CID Electric/Gas	LUU	4	7143	N/A	N/A	9244	N/A	4590	224590	N/A	
------------------------------------	-----	---	------	-----	-----	------	-----	------	--------	-----	--

## 2012

## AVALANCHE

V8 5.3L 323 CID Flex		0,7	7060 <sup>53</sup>	27060 <sup>70</sup>	47060	2487 <sup>284</sup> 2488 <sup>155</sup> 2488FR <sup>260</sup>	22487 <sup>284</sup> N/A <sup>155</sup> N/A <sup>260</sup>	230428	2230428	N/A	
----------------------	--	-----	--------------------	---------------------	-------	---	--	--------	---------	-----	--

## AVEO

L4 1.6L 1598cc (Mex.)			1040 <sup>53</sup>	21040 <sup>70</sup>	41040	2831	22831	4685	224685	N/A	
-----------------------	--	--	--------------------	---------------------	-------	------	-------	------	--------	-----	--

## CAMARO

V6 3.6L 217 CID	LFX	3	7090	27090 <sup>70</sup>	47090	9475	29475	4014	224014	N/A	1
V8 6.2L 376 CID	L99	J	7060 <sup>53</sup>	27060 <sup>70</sup>	47060	9475	29475	4014	224014	N/A	1
	LS3	W	7060 <sup>53</sup>	27060 <sup>70</sup>	47060	9475	29475	4014	224014	N/A	1

## CAMARO ZL1

V8 7.0L 376 CID Super Charged	LSA	P	7060 <sup>53</sup>	27060 <sup>70</sup>	47060	9651	N/A	4014	224014	N/A	1
-------------------------------	-----	---	--------------------	---------------------	-------	------	-----	------	--------	-----	---

## CAPRICE PPV

V6 3.6L 217 CID	LFX	3	7090	27090 <sup>70</sup>	47090	9873	N/A	9248	N/A	N/A	1
V8 6.0L 5967cc 364 CID Flex	L77	2	7060 <sup>53</sup>	27060 <sup>70</sup>	47060	9873	N/A	9248	N/A	N/A	1

## CAPTIVA

V6 3.0L 2994cc 182 CID Flex (Mex.)	LFW		100255	2100255	4100255	9102	29102	4013	224013	4234013	
------------------------------------	-----	--	--------	---------	---------	------	-------	------	--------	---------	--

## CAPTIVA SPORT

L4 2.4L 145 CID Flex	LEA		7082	27082 <sup>70</sup>	47082	9102	29102	4013	224013	4234013	3
V6 3.0L 182 CID	LFW	5	100255	2100255	4100255	9102	29102	4013	224013	4234013	3

## CHEVY

L4 1.6L 1597cc (Mex.)			1040 <sup>53</sup>	21040 <sup>70</sup>	41040	200038	N/A	4472	N/A	N/A	
-----------------------	--	--	--------------------	---------------------	-------	--------	-----	------	-----	-----	--

## CHEYENNE

V8 5.3L 5328cc 325 CID Flex (Mex.)	LMG		7060 <sup>53</sup>	27060 <sup>70</sup>	47060	2487	22487	N/A	N/A	N/A	
------------------------------------	-----	--	--------------------	---------------------	-------	------	-------	-----	-----	-----	--

## COLORADO

L4 2.9L 2921cc 178 CID		9	1042 <sup>53</sup>	21042 <sup>70</sup>	41042	9429	29429	N/R	N/R	N/R	
L5 3.7L 3654cc 223 CID		E	1522 <sup>53</sup>	21522 <sup>70</sup>	41522	9429	29429	N/R	N/R	N/R	
V8 5.3L 323CID	LH9	T	7060 <sup>53</sup>	27060 <sup>70</sup>	47060	9429	29429	N/R	N/R	N/R	

## CORVETTE

V8 6.2L 376 CID	LS3	W	7060 <sup>53</sup>	27060 <sup>70</sup>	47060	9997	N/A	4480 <sup>164</sup>	224480 <sup>164</sup>	N/A <sup>164</sup>	1
V8 7.0L 427 CID		E	7060 <sup>53</sup>	27060 <sup>70</sup>	47060	9997	N/A	4480 <sup>164</sup>	224480 <sup>164</sup>	N/A <sup>164</sup>	1

## CORVETTE ZR1

V8 6.2L 376 CID Super Charged	LS9	T	7060 <sup>53</sup>	27060 <sup>70</sup>	47060	9997	N/A	4480 <sup>164</sup>	224480 <sup>164</sup>	N/A <sup>164</sup>	1
-------------------------------	-----	---	--------------------	---------------------	-------	------	-----	---------------------	-----------------------	--------------------	---

## CRUZE

L4 1.4L 1364cc 83 CID Turbo	LUJ	C	7674	27674	47674	9739	29739	4191	224191	4234191	3
L4 1.8L 1796cc 110 CID Flex	LUW		7674	27674	47674	9730	29730	4191	224191	4234191	3

## EQUINOX

L4 2.4L 145 CID	LEA	K	7082	27082 <sup>70</sup>	47082	9727	29727	4013	224013	4234013	3
L4 2.4L 145 CID Flex	LEA	K	7082	27082 <sup>70</sup>	47082	9727	29727	4013	224013	4234013	3
V6 3.0L 182 CID	LFW	5	100255	2100255 <sup>70</sup>	4100255	9727	29727	4013	224013	4234013	3
V6 3.0L 182 CID Flex	LFW	5	100255	2100255 <sup>70</sup>	4100255	9727	29727	4013	224013	4234013	3

N/A = Not Available N/R = Not Required N/S = Not Servicable For cabin air locator chart, see pages 5-12 See pages 13-16 for footnotes

1) ProSelect - Normal Driving - Traditional Change Intervals 2) NAPA Gold - Severe Driving - OE Recommended Intervals 3) NAPA Platinum - Harsh Driving - OE Recommend Intervals

N/A = Non disponible N/R = Non nécessaire N/S = Non réparable Voir le tableau des filtres et d'habitacle aux pages 5-12 Voir pages 13-16 pour des notes

1) NAPA ProSelect et Argent - Conduite normale - Intervalles normaux de remplacement 2) NAPA Or - Conduite difficile - Intervalles recommandés par FEO 3) NAPA Platine - Conduite très difficile - Intervalles recommandés par FEO

N/A = No disponible N/R = No requerido N/S = No Servicable Para el aire de la cabina y tabla de localización de filtro, consulte las páginas 5-12 Ver las páginas 13-16 para las notas al pie de página

1) NAPA ProSelect y Plata - Manejo normal - Intervalos normales de cambio 2) NAPA Oro - Manejo difícil - Intervalos recomendados por el OEM 3) NAPA Platino - Manejo muy difícil - Intervalos recomendados por el OEM

*Italicized Part Numbers May Not Be Available.*

Las piezas con números en *italicas* pueden no estar disponibles.  
Les numéros de pièce en *italiques* peuvent ne pas être disponibles.





Pass Car Light Truck - Oil - Air - Cabin

CHEVROLET 2012

Year/Año/Année Model/Modelo/Modèle Engine/Motor/Moteur	Eng. Code Código de motor Code moteur	VIN NIV NIV	GOLD Oil Aceite Huile	ProSelect Oil Aceite Huile	Platinum Oil Aceite Huile	GOLD Air Aire Air	ProSelect Air Aire Air	GOLD Cabin Air Cabina Aire Cabine Air	ProSelect Cabin Air Cabina Aire Cabine Air	Platinum Cabin Air Cabina Aire Cabine Air	Loc. Cabin Air Cabina Aire Cabine Air
--	---	-------------------	--------------------------------	-------------------------------------	------------------------------------	----------------------------	---------------------------------	--	---	--	--

CHEVROLET (Cont'd/Suite)

2012 (Cont'd/Suite)

EXPRESS VAN (UP TO 4500 SERIES)

V6 4.3L 262CID		Z	1040 <sup>53</sup>	21040 <sup>70</sup>	41040	6573	26573	N/R	N/R	N/R	
V8 4.8L 294 CID		A	7060 <sup>53</sup>	27060 <sup>70</sup>	47060	6573	26573	N/R	N/R	N/R	
V8 5.3L 323 CID Flex		4	7060 <sup>53</sup>	27060 <sup>70</sup>	47060	6573	26573	N/R	N/R	N/R	
V8 6.0L 364 CID		G	7060 <sup>53</sup>	27060 <sup>70</sup>	47060	6573	26573	N/R	N/R	N/R	
V8 6.6L 400 CID Turbo Diesel		L	7202 <sup>53</sup>	27202 <sup>70</sup>	47202	9154	N/A	N/R	N/R	N/R	

IMPALA

V6 3.6L 217 CID	LFX	3	100255 100290 <sup>53</sup> Engine	2100255 <sup>70</sup> 2100290 <sup>70</sup> Engine	4100255 4100290 Engine	9288	29288	4780	224780	4234780	1
-----------------	-----	---	--	--	------------------------------	------	-------	------	--------	---------	---

MALIBU

L4 2.4L 145 CID	LE5	0	7082	27082 <sup>70</sup>	47082	6902	26902	N/R	N/R	N/R	
L4 2.4L 145 CID Flex	LE9	U	7082	27082 <sup>70</sup>	47082	6902	26902	N/R	N/R	N/R	
V6 3.6L 217 CID		7	7060 <sup>53</sup>	27060 <sup>70</sup>	47060	6902	26902	N/R	N/R	N/R	
V6 3.6L 3564cc 217 CID (Mex.)	LY7		7060 <sup>53</sup>	27060 <sup>70</sup>	47060	6902	26902	N/R	N/R	N/R	

MATIZ

L4 1.0L (Mex.)			1394 <sup>53</sup>	21394 <sup>70</sup>	41394			N/A	N/A	N/A	
----------------	--	--	--------------------	---------------------	-------	--	--	-----	-----	-----	--

OPTRA

L4 1.8L 1799cc (Mex.)	L79					2826	N/A	4902	N/A	N/A	
	LDA					2826	N/A	4902	N/A	N/A	
L4 2.0L 1991cc Diesel (Mex.)	LMN							4902	N/A	N/A	

ORLANDO

L4 2.4L 145 CID	LE5	C	7082	27082	47082	9739	29739	4191	224191	4234191	3
	LE9	C	7082	27082	47082	9739	29739	4191	224191	4234191	3

SILVERADO (UP TO 3500 SERIES)

V6 4.3L 262CID	LU3	Z	1040 <sup>53</sup>	21040 <sup>70</sup>	41040	2487 <sup>284</sup> 2488 <sup>155</sup> 2488FR <sup>360</sup>	22487 <sup>284</sup> N/A <sup>155</sup> N/A <sup>360</sup>	230428 N/A	2230428 N/A	N/A N/A	
V8 4.8L 294 CID	L20	A	7060 <sup>53</sup>	27060 <sup>70</sup>	47060	2487 <sup>284</sup> 2488 <sup>155</sup> 2488FR <sup>360</sup>	22487 <sup>284</sup> N/A <sup>155</sup> N/A <sup>360</sup>	230428 N/A	2230428 N/A	N/A N/A	
V8 5.3L 323 CID Flex	LC9,LMG	0,3	7060 <sup>53</sup>	27060 <sup>70</sup>	47060	2487 <sup>284</sup> 2488 <sup>155</sup> 2488FR <sup>360</sup>	22487 <sup>284</sup> N/A <sup>155</sup> N/A <sup>360</sup>	230428 N/A	2230428 N/A	N/A N/A	
V8 6.0L 364 CID	L96	G	7060 <sup>53</sup>	27060 <sup>70</sup>	47060	2487 <sup>284</sup> 2488 <sup>155</sup> 2488FR <sup>360</sup>	22487 <sup>284</sup> N/A <sup>155</sup> N/A <sup>360</sup>	230428 N/A	2230428 N/A	N/A N/A	
V8 6.0L 364 CID Electric/Gas	LZ1		7060 <sup>53</sup>	27060 <sup>70</sup>	47060	2487 2488 2488FR <sup>360</sup>	22487 N/A N/A <sup>360</sup>	230428 N/A	2230428 N/A	N/A N/A	
V8 6.2L 376 CID Flex	L9H	2	7060 <sup>53</sup>	27060 <sup>70</sup>	47060	2487 <sup>284</sup> 2488 <sup>155</sup> 2488FR <sup>360</sup>	22487 <sup>284</sup> N/A <sup>155</sup> N/A <sup>360</sup>	230428 N/A	2230428 N/A	N/A N/A	
V8 6.6L 400 CID Turbo Diesel	LGH,LML	L,8	7202 <sup>53</sup>	27202 <sup>70</sup>	47202	9314	29314	230428 N/A	2230428 N/A	N/A N/A	

SONIC

L4 1.4L 1364cc 83 CID Turbo	LUV	B	7674	27674	47674	9590	29590	4191	224191	4234191	3
L4 1.6L 1598cc (Mex.)			7674	27674	47674	9590	29590	N/A	N/A	N/A	
L4 1.8L 1796cc 110 CID	LUW	H	7674	27674	47674	9590	29590	4191	224191	4234191	3

SPARK

L4 1.2L 1206cc (Mex.)			100001	2100001	N/A	209672	N/A	232020	N/A	N/A	
-----------------------	--	--	--------	---------	-----	--------	-----	--------	-----	-----	--

SUBURBAN (ALL)

V8 5.3L 323 CID Flex	LC9,LMG	0,3	7060 <sup>53</sup>	27060 <sup>70</sup>	47060	2487 <sup>284</sup> 2488 <sup>155</sup> 2488FR <sup>360</sup>	22487 <sup>284</sup> N/A <sup>155</sup> N/A <sup>360</sup>	230428 N/A <sup>78</sup>	2230428 N/A <sup>78</sup>	N/A N/A <sup>78</sup>	
----------------------	---------	-----	--------------------	---------------------	-------	---	--	-----------------------------	------------------------------	--------------------------	--

N/A = Not Available N/R = Not Required N/S = Not Servicable For cabin air locator chart, see pages 5-12 See pages 13-16 for footnotes

1) ProSelect - Normal Driving - Traditional Change Intervals 2) NAPA Gold - Severe Driving - OE Recommended intervals 3) NAPA Platinum - Harsh Driving - OE Recommend Intervals

N/A = Non disponible N/R = Non nécessaire N/S = Non réparable Voir le tableau des filtres et d'habitacle aux pages 5-12 Voir pages 13-16 pour des notes

1) NAPA ProSelect et Argent - Conduite normale - Intervalles normaux de remplacement 2) NAPA Or - Conduite difficile - Intervalles recommandés par FEO 3) NAPA Platine - Conduite très difficile - Intervalles recommandés par FEO

N/A = No disponible N/R = No requerido N/S = No Servicable Para el aire de la cabina y tabla de localización de filtro, consulte las páginas 5-12 Ver las páginas 13-16 para las notas al pie de página

1) NAPA ProSelect y Plata - Manejo normal - Intervalos normales de cambio 2) NAPA Oro - Manejo difícil - Intervalos recomendados por el OEM 3) NAPA Platino - Manejo muy difícil - Intervalos recomendados por el OEM

Italicized Part Numbers May Not Be Available.

Las piezas con números en *italicas* pueden no estar disponibles.

Les numéros de pièce en *italiques* peuvent ne pas être disponibles.

P  
a  
s  
s  
C  
a  
r  
L  
i  
g  
h  
t  
T  
r  
u  
c  
k  
O  
i  
l  
-  
A  
i  
r  
-  
C  
a  
b  
i  
n



## CHEVROLET 2012-2011

## Pass Car Light Truck - Oil - Air - Cabin

Year/Año/Année Model/Modelo/Modele Engine/Motor/Moteur	Eng. Code Código de motor Code moteur	VIN NIV NIV	GOLD Oil Aceite Huile	ProSelect Oil Aceite Huile	Platinum Oil Aceite Huile	GOLD Air Aire Air	ProSelect Air Aire Air	GOLD Cabin Air Cabina Aire Cabine Air	ProSelect Cabin Air Cabina Aire Cabine Air	Platinum Cabin Air Cabina Aire Cabine Air	Loc. Cabin Air Cabina Aire Cabine Air
--	---	-------------------	--------------------------------	-------------------------------------	------------------------------------	----------------------------	---------------------------------	--	---	--	--

## CHEVROLET (Cont'd/Suite)

**2012** (Cont'd/Suite)

## SUBURBAN (ALL) (Cont'd/Suite)

V8 6.0L 364 CID	L96	G	7060 <sup>53</sup>	27060 <sup>70</sup>	47060	2487 <sup>284</sup> 2488 <sup>155</sup> 2488FR <sup>360</sup>	22487 <sup>284</sup> N/A <sup>155</sup> N/A <sup>360</sup>	230428 N/A <sup>78</sup>	2230428 N/A <sup>78</sup>	N/A N/A <sup>78</sup>	
-----------------	-----	---	--------------------	---------------------	-------	---	--	-----------------------------	------------------------------	--------------------------	--

## SUBURBAN 2500

V8 5.3L (Mex.)			100290 <sup>53</sup>	2100290 <sup>70</sup>	4100290	6678	26678	230428	2230428	N/A	
----------------	--	--	----------------------	-----------------------	---------	------	-------	--------	---------	-----	--

## TAHOE

V8 5.3L 323 CID Flex	LC9,LMG	0,3	7060 <sup>53</sup>	27060 <sup>70</sup>	47060	2488 <sup>155</sup> 2488FR <sup>360</sup>	N/A <sup>155</sup> N/A <sup>360</sup>	230428	2230428	N/A	
----------------------	---------	-----	--------------------	---------------------	-------	--	--	--------	---------	-----	--

## TAHOE HYBRID

V8 6.0L 364 CID Electric/Gas	LZ1	J	7060 <sup>53</sup>	27060 <sup>70</sup>	47060	2488 <sup>155</sup> 2488FR <sup>360</sup>	N/A <sup>155</sup> N/A <sup>360</sup>	230428	2230428	N/A	
------------------------------	-----	---	--------------------	---------------------	-------	--	--	--------	---------	-----	--

## TORNADO

L4 1.8L (Mex.)			1040 <sup>53</sup>	21040 <sup>70</sup>	41040	N/A	N/A	N/A	N/A	N/A	
----------------	--	--	--------------------	---------------------	-------	-----	-----	-----	-----	-----	--

## TRAVERSE

V6 3.6L 217 CID	LLT		100255	2100255 <sup>70</sup>	4100255	9634	29634	230074	2230074	N/A	
-----------------	-----	--	--------	-----------------------	---------	------	-------	--------	---------	-----	--

## VOLT

L4 1.4L 85 CID Electric/Gas	LUU	4	7143	N/A	N/A	9244	N/A	4590	224590	N/A	
-----------------------------	-----	---	------	-----	-----	------	-----	------	--------	-----	--

**2011**

## AVALANCHE

V8 5.3L 323 CID Flex		0,3	7060 <sup>53</sup>	27060 <sup>70</sup>	47060	2487 <sup>284</sup> 2488 <sup>155</sup> 2488FR <sup>360</sup>	22487 <sup>284</sup> N/A <sup>155</sup> N/A <sup>360</sup>	230428	2230428	N/A	
----------------------	--	-----	--------------------	---------------------	-------	---	--	--------	---------	-----	--

## AVEO

L4 1.6L 1598cc (Mex.)			1040 <sup>53</sup> 7674	21040 <sup>70</sup> 27674	41040 47674	2831 2831	22831 22831	4685 4685 <sup>401</sup> 230168 <sup>401</sup>	224685 224685 <sup>401</sup> N/A <sup>401</sup>	N/A N/A <sup>401</sup> N/A <sup>401</sup>	
L4 1.6L 98 CID	LXV	E									3 3

## AVEO5

L4 1.6L 98 CID	LXV	E	7674	27674	47674	2831	22831	4685	224685	N/A	3
----------------	-----	---	------	-------	-------	------	-------	------	--------	-----	---

## CAMARO

V6 3.6L 217 CID	LLT	D	7090	27090 <sup>70</sup>	47090	9475	29475	4014	224014	N/A	1
V8 6.2L 376 CID	L99	J	7060 <sup>53</sup>	27060 <sup>70</sup>	47060	9475	29475	4014	224014	N/A	1
	LS3	W	7060 <sup>53</sup>	27060 <sup>70</sup>	47060	9475	29475	4014	224014	N/A	1

## CAPRICE PPV

V8 6.0L 596cc 364 CID Flex	L77	2	7060 <sup>53</sup>	27060 <sup>70</sup>	47060	9873	N/A	9248	N/A	N/A	1
----------------------------	-----	---	--------------------	---------------------	-------	------	-----	------	-----	-----	---

## CAPTIVA

L4 2.4L 2384cc (Mex.)			7082	27082	47082	9102	29102	4013	224013	4234013	
V6 3.2L 3195cc (Mex.)								N/A	N/A	N/A	

## CAPTIVA SPORT

L4 2.4L 134 CID (Mex.)	L61		1040 <sup>53</sup>	21040 <sup>70</sup>	41040			N/A	N/A	N/A	
V6 3.0L 182 CID (Mex.)								N/A	N/A	N/A	

## CHEVY

L4 1.6L 1597cc (Mex.)			1040 <sup>53</sup>	21040 <sup>70</sup>	41040	200038	N/A	4472	N/A	N/A	
-----------------------	--	--	--------------------	---------------------	-------	--------	-----	------	-----	-----	--

## CHEYENNE

V8 5.3L 5328cc 325 CID Flex (Mex.)	LMG		7060 <sup>53</sup>	27060 <sup>70</sup>	47060	2487	22487	N/A	N/A	N/A	
------------------------------------	-----	--	--------------------	---------------------	-------	------	-------	-----	-----	-----	--

## COLORADO

L4 2.9L 2921cc 178 CID		9	1042 <sup>53</sup>	21042 <sup>70</sup>	41042	9429	29429	N/R	N/R	N/R	
L5 3.7L 3654cc 223 CID		E	1522 <sup>53</sup>	21522 <sup>70</sup>	41522	9429	29429	N/R	N/R	N/R	
V8 5.3L 323CID	LH9	T	7060 <sup>53</sup>	27060 <sup>70</sup>	47060	9429	29429	N/R	N/R	N/R	

## CORVETTE

V8 6.2L 376 CID	LS3	W	7060 <sup>53</sup>	27060 <sup>70</sup>	47060	9997	N/A	4480 <sup>164</sup>	224480 <sup>164</sup>	N/A <sup>164</sup>	1
-----------------	-----	---	--------------------	---------------------	-------	------	-----	---------------------	-----------------------	--------------------	---

N/A = Not Available N/R = Not Required N/S = Not Servicable For cabin air locator chart, see pages 5-12 See pages 13-16 for footnotes

1) ProSelect - Normal Driving - Traditional Change Intervals 2) NAPA Gold - Severe Driving - OE Recommended intervals 3) NAPA Platinum - Harsh Driving - OE Recommend Intervals

N/A = Non disponible N/R = Non nécessaire N/S = Non réparable Voir le tableau des filtres et d'habitacle aux pages 5-12 Voir pages 13-16 pour des notes

1) NAPA ProSelect et Argent - Conduite normale - Intervalles normaux de remplacement 2) NAPA Or - Conduite difficile - Intervalles recommandés par FEO 3) NAPA Platine - Conduite très difficile - Intervalles recommandés par FEO

N/A = No disponible N/R = No requerido N/S = No Servicable Para el aire de la cabina y tabla de localización de filtro, consulte las páginas 5-12 Ver las páginas 13-16 para las notas al pie de página

1) NAPA ProSelect y Plata - Manejo normal - Intervalos normales de cambio 2) NAPA Oro - Manejo difícil - Intervalos recomendados por el OEM 3) NAPA Platino - Manejo muy difícil - Intervalos recomendados por el OEM

*Italicized Part Numbers May Not Be Available.*

Las piezas con números en *italicas* pueden no estar disponibles.  
Les numéros de pièce en *italiques* peuvent ne pas être disponibles.



Pass Car Light Truck - Oil - Air - Cabin

CHEVROLET 2011

Year/Año/Année Model/Modelo/Modèle Engine/Motor/Moteur	Eng. Code Código de motor Code moteur	VIN NIV NIV	GOLD Oil Aceite Huile	ProSelect Oil Aceite Huile	Platinum Oil Aceite Huile	GOLD Air Aire Air	ProSelect Air Aire Air	GOLD Cabin Air Cabina Aire Cabine Air	ProSelect Cabin Air Cabina Aire Cabine Air	Platinum Cabin Air Cabina Aire Cabine Air	Loc. Cabin Air Cabina Aire Cabine Air
--	---	-------------------	--------------------------------	-------------------------------------	------------------------------------	----------------------------	---------------------------------	--	---	--	--

CHEVROLET (Cont'd/Suite)

**2011** (Cont'd/Suite)

CORVETTE (Cont'd/Suite)

V8 7.0L 427 CID		E	7060 <sup>53</sup>	27060 <sup>70</sup>	47060	9997	N/A	4480 <sup>164</sup>	224480 <sup>164</sup>	N/A <sup>164</sup>	1
-----------------	--	---	--------------------	---------------------	-------	------	-----	---------------------	-----------------------	--------------------	---

CORVETTE ZR1

V8 6.2L 376 CID Super Charged	LS9	T	7060 <sup>53</sup>	27060 <sup>70</sup>	47060	9997	N/A	4480 <sup>164</sup>	224480 <sup>164</sup>	N/A <sup>164</sup>	1
-------------------------------	-----	---	--------------------	---------------------	-------	------	-----	---------------------	-----------------------	--------------------	---

CRUZE

L4 1.4L 1364cc 83 CID Turbo	LUJ	9	7674	27674	47674	9739	29739	4191	224191	4234191	3
L4 1.8L 1796cc 110 CID Flex	LUW		7674	27674	47674	9730	29730	4191	224191	4234191	3

EQUINOX

L4 2.4L 2384cc 145 CID	LAF	C	7082	27082 <sup>70</sup>	47082	9727	29727	4013	224013	4234013	3
V6 3.0L 182 CID Flex	LFW	5	100255	2100255 <sup>70</sup>	4100255	9727	29727	4013	224013	4234013	3

EXPRESS VAN (UP TO 4500 SERIES)

V6 4.3L 262CID		Z	1040 <sup>53</sup>	21040 <sup>70</sup>	41040	6573	26573	N/R	N/R	N/R	
V8 4.8L 294 CID		A	7060 <sup>53</sup>	27060 <sup>70</sup>	47060	6573	26573	N/R	N/R	N/R	
V8 5.3L 323 CID Flex		4	7060 <sup>53</sup>	27060 <sup>70</sup>	47060	6573	26573	N/R	N/R	N/R	
V8 6.0L 364 CID		G	7060 <sup>53</sup>	27060 <sup>70</sup>	47060	6573	26573	N/R	N/R	N/R	
V8 6.6L 400 CID Turbo Diesel		L	7202 <sup>53</sup>	27202 <sup>70</sup>	47202	9154	N/A	N/R	N/R	N/R	

HHR

L4 2.2L 134 CID Flex	LE8	W	7082	27082 <sup>70</sup>	47082	9064	29064	4882	224882	4234882	3
L4 2.4L 146 CID	LE9	U	7082	27082 <sup>70</sup>	47082	9064	29064	4882	224882	4234882	3

IMPALA

V6 3.5L 213 CID		K	1522 <sup>53</sup>	21522 <sup>70</sup>	41522	9115	29115	4780	224780	4234780	1
V6 3.9L 237 CID	LGD	M	1522 <sup>53</sup>	21522 <sup>70</sup>	41522	9115	29115	4780	224780	4234780	1

MALIBU

L4 2.4L 145 CID	LE5	1	7082	27082 <sup>70</sup>	47082	6902	26902	N/R	N/R	N/R	
L4 2.4L 145 CID Flex	LE9	U	7082	27082 <sup>70</sup>	47082	6902	26902	N/R	N/R	N/R	
V6 3.6L 217 CID		7	7060 <sup>53</sup>	27060 <sup>70</sup>	47060	6902	26902	N/R	N/R	N/R	
V6 3.6L 3564cc 217 CID (Mex.)	LY7		7060 <sup>53</sup>	27060 <sup>70</sup>	47060	6902	26902	N/R	N/R	N/R	

MALIBU HYBRID

L4 2.4L 145 CID Electric/Gas	LAT	5	7082	27082	47082	6902	26902	N/R	N/R	N/R	
------------------------------	-----	---	------	-------	-------	------	-------	-----	-----	-----	--

MALTIZ

L4 1.0L 1000cc (Mex.)			1056	N/A	N/A			N/A	N/A	N/A	
-----------------------	--	--	------	-----	-----	--	--	-----	-----	-----	--

MATIZ

L4 1.0L (Mex.)			1394 <sup>53</sup>	21394 <sup>70</sup>	41394			N/A	N/A	N/A	
----------------	--	--	--------------------	---------------------	-------	--	--	-----	-----	-----	--

OPTRA

L4 1.8L 1799cc (Mex.)	L79					2826	N/A	4902	N/A	N/A	
	LDA					2826	N/A	4902	N/A	N/A	
L4 2.0L 1991cc Diesel (Mex.)	LMN							4902	N/A	N/A	

SILVERADO (UP TO 3500 SERIES)

V6 4.3L 262CID	LU3	Z	1040 <sup>53</sup>	21040 <sup>70</sup>	41040	2487 <sup>284</sup> 2488 <sup>155</sup> 2488FR <sup>360</sup>	22487 <sup>284</sup> N/A <sup>155</sup> N/A <sup>360</sup>	230428 N/A	2230428 N/A	N/A N/A	
V8 4.8L 294 CID	L20	A	7060 <sup>53</sup>	27060 <sup>70</sup>	47060	2487 <sup>284</sup> 2488 <sup>155</sup> 2488FR <sup>360</sup>	22487 <sup>284</sup> N/A <sup>155</sup> N/A <sup>360</sup>	230428 N/A	2230428 N/A	N/A N/A	
V8 5.3L 323 CID Flex	LC9, LMG	0,3	7060 <sup>53</sup>	27060 <sup>70</sup>	47060	2487 <sup>284</sup> 2488 <sup>155</sup> 2488FR <sup>360</sup>	22487 <sup>284</sup> N/A <sup>155</sup> N/A <sup>360</sup>	230428 N/A	2230428 N/A	N/A N/A	
V8 6.0L 364 CID	L96	G	7060 <sup>53</sup>	27060 <sup>70</sup>	47060	2487 <sup>284</sup> 2488 <sup>155</sup> 2488FR <sup>360</sup>	22487 <sup>284</sup> N/A <sup>155</sup> N/A <sup>360</sup>	230428 N/A	2230428 N/A	N/A N/A	
V8 6.0L 364 CID Electric/Gas	LZ1		7060 <sup>53</sup>	27060 <sup>70</sup>	47060	2487 2488 2488FR <sup>360</sup>	22487 N/A N/A <sup>360</sup>	230428 N/A	2230428 N/A	N/A N/A	

N/A = Not Available N/R = Not Required N/S = Not Servicable For cabin air locator chart, see pages 5-12 See pages 13-16 for footnotes

1) ProSelect - Normal Driving - Traditional Change Intervals 2) NAPA Gold - Severe Driving - OE Recommended intervals 3) NAPA Platinum - Harsh Driving - OE Recommend Intervals

N/A = Non disponible N/R = Non nécessaire N/S = Non réparable Voir le tableau des filtres et d'habitacle aux pages 5-12 Voir pages 13-16 pour des notes

1) NAPA ProSelect et Argent - Conduite normale - Intervalles normaux de remplacement 2) NAPA Or - Conduite difficile - Intervalles recommandés par FEO 3) NAPA Platine - Conduite très difficile - Intervalles recommandés par FEO

N/A = No disponible N/R = No requerido N/S = No Servicable Para el aire de la cabina y tabla de localización de filtro, consulte las páginas 5-12 Ver las páginas 13-16 para las notas al pie de página

1) NAPA ProSelect y Plata - Manejo normal - Intervalos normales de cambio 2) NAPA Oro - Manejo difícil - Intervalos recomendados por el OEM 3) NAPA Platino - Manejo muy difícil - Intervalos recomendados por el OEM

*Italicized Part Numbers May Not Be Available.*

Las piezas con números en *italicas* pueden no estar disponibles.

Les numéros de pièce en *italiques* peuvent ne pas être disponibles.

P  
a  
s  
s  
C  
a  
r  
L  
i  
g  
h  
t  
T  
r  
u  
c  
k  
O  
i  
l  
-  
A  
i  
r  
-  
C  
a  
b  
i  
n



## CHEVROLET 2011-2010

## Pass Car Light Truck - Oil - Air - Cabin

Year/Año/Année Model/Modelo/Modele Engine/Motor/Moteur	Eng. Code Código de motor Code moteur	VIN NIV NIV	GOLD Oil Aceite Huile	ProSelect Oil Aceite Huile	Platinum Oil Aceite Huile	GOLD Air Aire Air	ProSelect Air Aire Air	GOLD Cabin Air Cabina Aire Cabine Air	ProSelect Cabin Air Cabina Aire Cabine Air	Platinum Cabin Air Cabina Aire Cabine Air	Loc. Cabin Air Cabina Aire Cabine Air
--	---	-------------------	--------------------------------	-------------------------------------	------------------------------------	----------------------------	---------------------------------	--	---	--	--

## CHEVROLET (Cont'd/Suite)

**2011** (Cont'd/Suite)

## SILVERADO (UP TO 3500 SERIES) (Cont'd/Suite)

V8 6.2L 376 CID Flex	L9H	2	7060 <sup>53</sup>	27060 <sup>70</sup>	47060	2487 <sup>284</sup> 2488 <sup>155</sup> 2488FR <sup>360</sup>	22487 <sup>284</sup> N/A <sup>155</sup> N/A <sup>360</sup>	230428 N/A	2230428 N/A	N/A N/A	
V8 6.6L 400 CID Turbo Diesel	LGH,LML	L,8	7202 <sup>53</sup>	27202 <sup>70</sup>	47202	9314	29314	230428 N/A	2230428 N/A	N/A N/A	

## SPARK

L4 1.2L 1206cc (Mex.)			100001	2100001	N/A	209672	N/A	232020	N/A	N/A	
-----------------------	--	--	--------	---------	-----	--------	-----	--------	-----	-----	--

## SUBURBAN (ALL)

V8 5.3L 323 CID Flex	LC9,LMG	0,3	7060 <sup>53</sup>	27060 <sup>70</sup>	47060	2487 <sup>284</sup> 2488 <sup>155</sup> 2488FR <sup>360</sup>	22487 <sup>284</sup> N/A <sup>155</sup> N/A <sup>360</sup>	230428 <sup>79</sup> N/A <sup>79</sup>	2230428 <sup>79</sup> N/A <sup>79</sup>	N/A <sup>79</sup> N/A <sup>79</sup>	
V8 6.0L 364 CID	L96	G	7060 <sup>53</sup>	27060 <sup>70</sup>	47060	2487 <sup>284</sup> 2488 <sup>155</sup> 2488FR <sup>360</sup>	22487 <sup>284</sup> N/A <sup>155</sup> N/A <sup>360</sup>	230428 N/A <sup>78</sup>	2230428 N/A <sup>78</sup>	N/A N/A <sup>78</sup>	

## TAHOE

V8 5.3L 323 CID Flex	LC9,LMG	0,3	7060 <sup>53</sup>	27060 <sup>70</sup>	47060	2488 <sup>155</sup> 2488FR <sup>360</sup>	N/A <sup>155</sup> N/A <sup>360</sup>	230428	2230428	N/A	
----------------------	---------	-----	--------------------	---------------------	-------	--	--	--------	---------	-----	--

## TAHOE HYBRID

V8 6.0L 364 CID Electric/Gas	LZ1	J	7060 <sup>53</sup>	27060 <sup>70</sup>	47060	2488 <sup>155</sup> 2488FR <sup>360</sup>	N/A <sup>155</sup> N/A <sup>360</sup>	230428	2230428	N/A	
------------------------------	-----	---	--------------------	---------------------	-------	--	--	--------	---------	-----	--

## TORNADO

L4 1.8L 1796cc (Mex.)			1040 <sup>53</sup>	21040 <sup>70</sup>	41040	N/A	N/A	N/A	N/A	N/A	
-----------------------	--	--	--------------------	---------------------	-------	-----	-----	-----	-----	-----	--

## TRAVERSE

V6 3.6L 217 CID	LLT		100255	2100255 <sup>70</sup>	4100255	9634	29634	230074	2230074	N/A	
-----------------	-----	--	--------	-----------------------	---------	------	-------	--------	---------	-----	--

## VOLT

L4 1.4L 85 CID Electric/Gas	LUU	4	7143	N/A	N/A	9244	N/A	4590	224590	N/A	
-----------------------------	-----	---	------	-----	-----	------	-----	------	--------	-----	--

**2010**

## AVALANCHE

V8 5.3L 323 CID Flex		0	7060 <sup>53</sup>	27060 <sup>70</sup>	47060	2487 <sup>284</sup> 2488 <sup>155</sup> 2488FR <sup>360</sup>	22487 <sup>284</sup> N/A <sup>155</sup> N/A <sup>360</sup>	230428	2230428	N/A	
----------------------	--	---	--------------------	---------------------	-------	---	--	--------	---------	-----	--

## AVEO

L4 1.6L 1598cc (Mex.)			1040 <sup>53</sup>	21040 <sup>70</sup>	41040	2831	22831	4685	224685	N/A	
L4 1.6L 98 CID	LXV	E	7674	27674	47674	2831	22831	4685 <sup>401</sup> 230168 <sup>401</sup>	224685 <sup>401</sup> N/A <sup>401</sup>	N/A <sup>401</sup> N/A <sup>401</sup>	3 3

## AVEO5

L4 1.6L 98 CID	LXV	E	7674	27674	47674	2831	22831	4685	224685	N/A	3
----------------	-----	---	------	-------	-------	------	-------	------	--------	-----	---

## CAMARO

V6 3.6L 217 CID	LLT	D	7090	27090 <sup>70</sup>	47090	9475	29475	4014	224014	N/A	1
V8 6.2L 376 CID	L99	J	7060 <sup>53</sup>	27060 <sup>70</sup>	47060	9475	29475	4014	224014	N/A	1
	LS3	W	7060 <sup>53</sup>	27060 <sup>70</sup>	47060	9475	29475	4014	224014	N/A	1

## CAPTIVA

L4 2.4L 2384cc (Mex.)	LAF		7082	27082	47082	9102	29102	4013	224013	4234013	
	LE5		7082	27082	47082	9102	29102	4013	224013	4234013	

## CAPTIVA SPORT

L4 2.4L 145 CID (Mex.)	LAF		7060	27060	47060	9102	29102	N/A	N/A	N/A	
V6 3.6L 3600cc (Mex.)			7060	27060	47060	9102	29102	N/A	N/A	N/A	

## CHEVY

L4 1.6L 1597cc (Mex.)			1040 <sup>53</sup>	21040 <sup>70</sup>	41040	200038	N/A	4472	N/A	N/A	
-----------------------	--	--	--------------------	---------------------	-------	--------	-----	------	-----	-----	--

## CHEVY SEDAN

L4 1.6L 98 CID (Mex.)	LXV		1040 <sup>53</sup>	21040 <sup>70</sup>	41040	N/A	N/A	N/A	N/A	N/A	
-----------------------	-----	--	--------------------	---------------------	-------	-----	-----	-----	-----	-----	--

N/A = Not Available N/R = Not Required N/S = Not Servicable For cabin air locator chart, see pages 5-12 See pages 13-16 for footnotes

1) ProSelect - Normal Driving - Traditional Change Intervals 2) NAPA Gold - Severe Driving - OE Recommended Intervals 3) NAPA Platinum - Harsh Driving - OE Recommend Intervals

N/A = Non disponible N/R = Non nécessaire N/S = Non réparable Voir le tableau des filtres et d'habitacle aux pages 5-12 Voir pages 13-16 pour des notes

1) NAPA ProSelect et Argent - Conduite normale - Intervalles normaux de remplacement 2) NAPA Or - Conduite difficile - Intervalles recommandés par FEO 3) NAPA Platine - Conduite très difficile - Intervalles recommandés par FEO

N/A = No disponible N/R = No requerido N/S = No Servicable Para el aire de la cabina y tabla de localización de filtro, consulte las páginas 5-12 Ver las páginas 13-16 para las notas al pie de página

1) NAPA ProSelect y Plata - Manejo normal - Intervalos normales de cambio 2) NAPA Oro - Manejo difícil - Intervalos recomendados por el OEM 3) NAPA Platino - Manejo muy difícil - Intervalos recomendados por el OEM

*Italicized Part Numbers May Not Be Available.*

Las piezas con números en *italicas* pueden no estar disponibles.  
Les numéros de pièce en *italiques* peuvent ne pas être disponibles.



## Pass Car Light Truck - Oil - Air - Cabin

CHEVROLET 2010

Year/Año/Année Model/Modelo/Modèle Engine/Motor/Moteur	Eng. Code Código de motor Code moteur	VIN NIV NIV	GOLD Oil Aceite Huile	ProSelect Oil Aceite Huile	Platinum Oil Aceite Huile	GOLD Air Aire Air	ProSelect Air Aire Air	GOLD Cabin Air Cabina Aire Cabine Air	ProSelect Cabin Air Cabina Aire Cabine Air	Platinum Cabin Air Cabina Aire Cabine Air	Loc. Cabin Air Cabina Aire Cabine Air
--	---	-------------------	--------------------------------	-------------------------------------	------------------------------------	----------------------------	---------------------------------	--	---	--	--

## CHEVROLET (Cont'd/Suite)

2010 (Cont'd/Suite)

## CHEYENNE

V8 5.3L 5328cc 325 CID Flex (Mex.)	LC9		1040 <sup>53</sup>	21040 <sup>70</sup>	41040	2487	22487	N/A	N/A	N/A	
------------------------------------	-----	--	--------------------	---------------------	-------	------	-------	-----	-----	-----	--

## COBALT

L4 2.0L 122 CID Turbo		X	7082	27082 <sup>70</sup>	47082	9265	N/A	4882	224882	4234882	3
L4 2.2L 2198cc 134 CID	LAP	5	7082	27082 <sup>70</sup>	47082	9117	29117	4882	224882	4234882	3

## COLORADO

L4 2.9L 2921cc 178 CID		9	1042 <sup>53</sup>	21042 <sup>70</sup>	41042	9429	29429	N/R	N/R	N/R	
L5 3.7L 3654cc 223 CID		E	1522 <sup>53</sup>	21522 <sup>70</sup>	41522	9429	29429	N/R	N/R	N/R	
V8 5.3L 323CID	LH9	T	7060 <sup>53</sup>	27060 <sup>70</sup>	47060	9429	29429	N/R	N/R	N/R	

## CORVETTE

V8 6.2L 376 CID	LS3	W	7060 <sup>53</sup>	27060 <sup>70</sup>	47060	9997	N/A	4480 <sup>164</sup>	224480 <sup>164</sup>	N/A <sup>164</sup>	1
V8 7.0L 7011cc 427 CID	LS7	E	7060 <sup>53</sup>	27060 <sup>70</sup>	47060	9997	N/A	4480 <sup>164</sup>	224480 <sup>164</sup>	N/A <sup>164</sup>	1

## CORVETTE ZR1

V8 6.2L 376 CID Super Charged	LS9	T	7060 <sup>53</sup>	27060 <sup>70</sup>	47060	9997	N/A	4480 <sup>164</sup>	224480 <sup>164</sup>	N/A <sup>164</sup>	1
-------------------------------	-----	---	--------------------	---------------------	-------	------	-----	---------------------	-----------------------	--------------------	---

## CRUZE

L4 1.8L 1796cc (Mex.)	LUW		7674	27674	47674	9730	29730	4191 4590	224191 224590	4234191 N/A	
-----------------------	-----	--	------	-------	-------	------	-------	--------------	------------------	----------------	--

## EQUINOX

L4 2.4L 145 CID	LAF	W	7082	27082 <sup>70</sup>	47082	9727	29727	4013	224013	4234013	3
V6 3.0L 182 CID	LF1	Y	7060 <sup>53</sup>	27060 <sup>70</sup>	47060	9727	29727	4013	224013	4234013	3

## EXPRESS VAN (UP TO 4500 SERIES)

V6 4.3L 262CID		Z	1040 <sup>53</sup>	21040 <sup>70</sup>	41040	6573	26573	N/R	N/R	N/R	
V8 4.8L 294 CID		A	7060 <sup>53</sup>	27060 <sup>70</sup>	47060	6573	26573	N/R	N/R	N/R	
V8 5.3L 323 CID Flex		4	7060 <sup>53</sup>	27060 <sup>70</sup>	47060	6573	26573	N/R	N/R	N/R	
V8 6.0L 364 CID		G	7060 <sup>53</sup>	27060 <sup>70</sup>	47060	6573	26573	N/R	N/R	N/R	
V8 6.6L 400 CID Turbo Diesel		6	7202 <sup>53</sup>	27202 <sup>70</sup>	47202	9154	N/A	N/R	N/R	N/R	

## HHR

L4 2.0L 122 CID Turbo	LNF	M	7082	27082 <sup>70</sup>	47082	9459	N/A	4882	224882	4234882	3
L4 2.2L 134 CID Flex	LE8	B	7082	27082 <sup>70</sup>	47082	9064	29064	4882	224882	4234882	3
L4 2.4L 146 CID	LE9	V	7082	27082 <sup>70</sup>	47082	9064	29064	4882	224882	4234882	3

## IMPALA

V6 3.5L 213 CID		K,N	1522 <sup>53</sup>	21522 <sup>70</sup>	41522	9115	29115	4780	224780	4234780	1
V6 3.9L 237 CID	LGD	M	1522 <sup>53</sup>	21522 <sup>70</sup>	41522	9115	29115	4780	224780	4234780	1

## MALIBU

L4 2.4L 145 CID		B	7082	27082 <sup>70</sup>	47082	6902	26902	N/R	N/R	N/R	
V6 3.5L 213 CID		N	1522 <sup>53</sup>	21522 <sup>70</sup>	41522	6902	26902	N/R	N/R	N/R	1
V6 3.5L 213 CID Flex		K	1522 <sup>53</sup>	21522 <sup>70</sup>	41522	6902	26902	N/R	N/R	N/R	1
V6 3.6L 217 CID		7	7060 <sup>53</sup>	27060 <sup>70</sup>	47060	6902	26902	N/R	N/R	N/R	

## MALIBU HYBRID

L4 2.4L 145 CID Electric/Gas		Z	7082	27082 <sup>70</sup>	47082	6902	26902	N/R	N/R	N/R	
L4 2.4L 145 CID Flex	LE9	0	7082	27082 <sup>70</sup>	47082	6902	26902	N/R	N/R	N/R	

## OPTRA

L4 1.6L 16V (Mex.)			1040 <sup>53</sup>	21040 <sup>70</sup>	41040	2826	N/A	N/A	N/A	N/A	
L4 1.8L 1799cc (Mex.)	L79					2826	N/A	4902	N/A	N/A	
	LDA					2826	N/A	4902	N/A	N/A	
L4 2.0L 1991cc Diesel (Mex.)	LMN							4902	N/A	N/A	
L4 2.0L 1998cc (Mex.)			1040 <sup>53</sup>	21040 <sup>70</sup>	41040	2826	N/A	N/A	N/A	N/A	

## SILVERADO (UP TO 3500 SERIES)

V6 4.3L 262CID	LU3	Z	1040 <sup>53</sup>	21040 <sup>70</sup>	41040	2487 <sup>84</sup> 2488 <sup>155</sup> 2488FR <sup>360</sup>	22487 <sup>84</sup> N/A <sup>155</sup> N/A <sup>360</sup>	230428 N/A	2230428 N/A	N/A N/A	
----------------	-----	---	--------------------	---------------------	-------	--	---	---------------	----------------	------------	--

N/A = Not Available N/R = Not Required N/S = Not Servicable For cabin air locator chart, see pages 5-12 See pages 13-16 for footnotes

1) ProSelect - Normal Driving - Traditional Change Intervals 2) NAPA Gold - Severe Driving - OE Recommended intervals 3) NAPA Platinum - Harsh Driving - OE Recommend Intervals

N/A = Non disponible N/R = Non nécessaire N/S = Non réparable Voir le tableau des filtres et d'habitacle aux pages 5-12 Voir pages 13-16 pour des notes

1) NAPA ProSelect et Argent - Conduite normale - Intervalles normaux de remplacement 2) NAPA Or - Conduite difficile - Intervalles recommandés par FEO 3) NAPA Platine - Conduite très difficile - Intervalles recommandés par FEO

N/A = No disponible N/R = No requerido N/S = No Servicable Para el aire de la cabina y tabla de localización de filtro, consulte las páginas 5-12 Ver las páginas 13-16 para las notas al pie de página

1) NAPA ProSelect y Plata - Manejo normal - Intervalles normales de cambio 2) NAPA Oro - Manejo difícil - Intervalles recomendados por el OEM 3) NAPA Platino - Manejo muy difícil - Intervalles recomendados por el OEM

Italicized Part Numbers May Not Be Available.

Las piezas con números en *italicas* pueden no estar disponibles.Les numéros de pièce en *italiques* peuvent ne pas être disponibles.



## CHEVROLET 2010-2009

## Pass Car Light Truck - Oil - Air - Cabin

Year/Año/Année Model/Modelo/Modelé Engine/Motor/Moteur	Eng. Code Código de motor Code moteur	VIN NIV NIV	GOLD Oil Aceite Huile	ProSelect Oil Aceite Huile	Platinum Oil Aceite Huile	GOLD Air Aire Air	ProSelect Air Aire Air	GOLD Cabin Air Cabina Aire Cabine Air	ProSelect Cabin Air Cabina Aire Cabine Air	Platinum Cabin Air Cabina Aire Cabine Air	Loc. Cabin Air Cabina Aire Cabine Air
--	---	-------------------	--------------------------------	-------------------------------------	------------------------------------	----------------------------	---------------------------------	--	---	--	--

## CHEVROLET (Cont'd/Suite)

**2010** (Cont'd/Suite)

## SILVERADO (UP TO 3500 SERIES) (Cont'd/Suite)

V8 4.8L 294 CID	L20	A	7060 <sup>53</sup>	27060 <sup>70</sup>	47060	2487 <sup>284</sup> 2488 <sup>155</sup> 2488FR <sup>360</sup>	22487 <sup>284</sup> N/A <sup>155</sup> N/A <sup>360</sup>	230428 N/A	2230428 N/A	N/A N/A	
V8 5.3L 323 CID Flex	LC9,LMG	0,3	7060 <sup>53</sup>	27060 <sup>70</sup>	47060	2487 <sup>284</sup> 2488 <sup>155</sup> 2488FR <sup>360</sup>	22487 <sup>284</sup> N/A <sup>155</sup> N/A <sup>360</sup>	230428 N/A	2230428 N/A	N/A N/A	
V8 6.0L 364 CID	L96	G,K	7060 <sup>53</sup>	27060 <sup>70</sup>	47060	2487 2488 2488FR <sup>360</sup>	22487 N/A N/A <sup>360</sup>	230428 N/A	2230428 N/A	N/A N/A	
V8 6.0L 364 CID Electric/Gas	LZ1		7060 <sup>53</sup>	27060 <sup>70</sup>	47060	2487 <sup>284</sup> 2488 <sup>155</sup> 2488FR <sup>360</sup>	22487 <sup>284</sup> N/A <sup>155</sup> N/A <sup>360</sup>	230428 N/A	2230428 N/A	N/A N/A	
V8 6.2L 376 CID Flex	L9H	2	7060 <sup>53</sup>	27060 <sup>70</sup>	47060	2487 <sup>284</sup> 2488 <sup>155</sup> 2488FR <sup>360</sup>	22487 <sup>284</sup> N/A <sup>155</sup> N/A <sup>360</sup>	230428 N/A	2230428 N/A	N/A N/A	
V8 6.6L 400 CID Turbo Diesel	LMM	6	7202 <sup>53</sup>	27202 <sup>70</sup>	47202	9184 <sup>503</sup>	29184 <sup>503</sup>	230428 N/A	2230428 N/A	N/A N/A	

## SPARK

L3 0.8L 796cc (Mex.)			1056 <sup>53</sup>	N/A <sup>70</sup>	N/A			N/A	N/A	N/A	
L4 1.0L (Mex.)			1056 <sup>53</sup>	N/A <sup>70</sup>	N/A			N/A	N/A	N/A	

## SUBURBAN (ALL)

V8 5.3L 323 CID Flex	LC9,LMG	0,3	7060 <sup>53</sup>	27060 <sup>70</sup>	47060	2487 <sup>284</sup> 2488 <sup>155</sup> 2488FR <sup>360</sup>	22487 <sup>284</sup> N/A <sup>155</sup> N/A <sup>360</sup>	230428 <sup>79</sup> N/A <sup>79</sup>	2230428 <sup>79</sup> N/A <sup>79</sup>	N/A <sup>79</sup> N/A <sup>79</sup>	
V8 6.0L 364 CID	L96	G	7060 <sup>53</sup>	27060 <sup>70</sup>	47060	2487 <sup>284</sup> 2488 <sup>155</sup> 2488FR <sup>360</sup>	22487 <sup>284</sup> N/A <sup>155</sup> N/A <sup>360</sup>	230428 <sup>79</sup> N/A <sup>79</sup>	2230428 <sup>79</sup> N/A <sup>79</sup>	N/A <sup>79</sup> N/A <sup>79</sup>	

## TAHOE

V8 4.8L 4800cc (Mex.)			7060 <sup>53</sup>	27060 <sup>70</sup>	47060	2487	22487	N/A	N/A	N/A	
V8 5.3L 323 CID	LC9,LMG	0,3	7060 <sup>53</sup>	27060 <sup>70</sup>	47060	2488 <sup>155</sup> 2488FR <sup>360</sup>	N/A <sup>155</sup> N/A <sup>360</sup>	230428	2230428	N/A	
V8 6.2L 6200cc (Mex.)			7060 <sup>53</sup>	27060 <sup>70</sup>	47060	2487	22487	N/A	N/A	N/A	

## TAHOE HYBRID

V8 6.0L 364 CID Electric/Gas	LZ1	J	7060 <sup>53</sup>	27060 <sup>70</sup>	47060	2488 <sup>155</sup> 2488FR <sup>360</sup>	N/A <sup>155</sup> N/A <sup>360</sup>	230428	2230428	N/A	
------------------------------	-----	---	--------------------	---------------------	-------	--	--	--------	---------	-----	--

## TORNADO

L4 1.8L (Mex.)			1040 <sup>53</sup>	21040 <sup>70</sup>	41040	200120 2843	N/A 22843	N/A	N/A	N/A	
L4 1.8L 1796cc (Mex.)			1040 <sup>53</sup>	21040 <sup>70</sup>	41040	200120	N/A	N/A	N/A	N/A	

## TRAVERSE

V6 3.6L 217 CID	LLT		7060 <sup>53</sup>	27060 <sup>70</sup>	47060	9634	29634	230074	2230074	N/A	
-----------------	-----	--	--------------------	---------------------	-------	------	-------	--------	---------	-----	--

## UPLANDER

V6 3.9L (Mex.)			1522 <sup>53</sup>	21522 <sup>70</sup>	41522	6302	26302	N/A	N/A	N/A	
----------------	--	--	--------------------	---------------------	-------	------	-------	-----	-----	-----	--

## W5500 Tilt Cab

4 cyl. 5.2L			7521	N/A	N/A	6932	N/A	N/A	N/A	N/A	
-------------	--	--	------	-----	-----	------	-----	-----	-----	-----	--

**2009**

## AVALANCHE

V8 5.3L 323CID	LY5,LMG,LC9	T	7060 <sup>53</sup>	27060 <sup>70</sup>	47060	2487 <sup>284</sup> 2488 <sup>155</sup> 2488FR <sup>360</sup>	22487 <sup>284</sup> N/A <sup>155</sup> N/A <sup>360</sup>	230428	2230428	N/A	
V8 6.0L 364 CID	L76	Y	7060 <sup>53</sup>	27060 <sup>70</sup>	47060	2488 <sup>155</sup> 2488FR <sup>360</sup>	N/A <sup>155</sup> N/A <sup>360</sup>	230428	2230428	N/A	

## AVEO

L4 1.6L 1598cc (Mex.)			1040 <sup>53</sup>	21040 <sup>70</sup>	41040	2831	22831	4685	224685	N/A	
-----------------------	--	--	--------------------	---------------------	-------	------	-------	------	--------	-----	--

N/A = Not Available N/R = Not Required N/S = Not Servicable For cabin air locator chart, see pages 5-12 See pages 13-16 for footnotes

1) ProSelect - Normal Driving - Traditional Change Intervals 2) NAPA Gold - Severe Driving - OE Recommended intervals 3) NAPA Platinum - Harsh Driving - OE Recommend Intervals

N/A = Non disponible N/R = Non nécessaire N/S = Non réparable Voir le tableau des filtres et d'habitacle aux pages 5-12 Voir pages 13-16 pour des notes

1) NAPA ProSelect et Argent - Conduite normale - Intervalles normaux de remplacement 2) NAPA Or - Conduite difficile - Intervalles recommandés par FEO 3) NAPA Platine - Conduite très difficile - Intervalles recommandés par FEO

N/A = No disponible N/R = No requerido N/S = No Servicable Para el aire de la cabina y tabla de localización de filtro, consulte las páginas 5-12 Ver las páginas 13-16 para las notas al pie de página

1) NAPA ProSelect y Plata - Manejo normal - Intervallos normales de cambio 2) NAPA Oro - Manejo difícil - Intervallos recomendados por el OEM 3) NAPA Platino - Manejo muy difícil - Intervallos recomendados por el OEM

*Italicized Part Numbers May Not Be Available.*

Las piezas con números en *italicas* pueden no estar disponibles.  
Les numéros de pièce en *italiques* peuvent ne pas être disponibles.





Pass Car Light Truck - Oil - Air - Cabin

CHEVROLET 2009

Year/Año/Année Model/Modelo/Modèle Engine/Motor/Moteur	Eng. Code Código de motor Code moteur	VIN NIV NIV	GOLD Oil Aceite Huile	ProSelect Oil Aceite Huile	Platinum Oil Aceite Huile	GOLD Air Aire Air	ProSelect Air Aire Air	GOLD Cabin Air Cabina Aire Cabine Air	ProSelect Cabin Air Cabina Aire Cabine Air	Platinum Cabin Air Cabina Aire Cabine Air	Loc. Cabin Air Cabina Aire Cabine Air
--	---	-------------------	--------------------------------	-------------------------------------	------------------------------------	----------------------------	---------------------------------	--	---	--	--

CHEVROLET (Cont'd/Suite)

2009 (Cont'd/Suite)

AVEO (Cont'd/Suite)

L4 1.6L 98 CID	LXV	E	7674	27674	47674	2831	22831	4685 <sup>401</sup> 230168 <sup>401</sup>	224685 <sup>401</sup> N/A <sup>401</sup>	N/A <sup>401</sup> N/A <sup>401</sup>	3 3
----------------	-----	---	------	-------	-------	------	-------	--	---	--	--------

AVEO5

L4 1.6L 98 CID	LXV	E	7674	27674	47674	2831	22831	4685	224685	N/A	3
----------------	-----	---	------	-------	-------	------	-------	------	--------	-----	---

CAPTIVA

L4 2.4L 2384cc (Mex.)	LAF		7082	27082	47082	9102	29102	4013	224013	4234013	
	LE5		7082	27082	47082	9102	29102	4013	224013	4234013	

CAPTIVA SPORT

L4 2.4L 134 CID (Mex.)	L61		1040 <sup>53</sup>	21040 <sup>70</sup>	41040			N/A	N/A	N/A	
V6 3.6L 3564cc 217 CID (Mex.)	LY7		7060 <sup>53</sup>	27060 <sup>70</sup>	47060			4013	224013	4234013	

CELTA

L4 1.6L 1597cc (Mex.)			1040 <sup>53</sup>	21040 <sup>70</sup>	41040	N/A	N/A	N/A	N/A	N/A	
-----------------------	--	--	--------------------	---------------------	-------	-----	-----	-----	-----	-----	--

CHEVY

L4 1.6L 1597cc (Mex.)			1040 <sup>53</sup>	21040 <sup>70</sup>	41040	200038	N/A	4472	N/A	N/A	
-----------------------	--	--	--------------------	---------------------	-------	--------	-----	------	-----	-----	--

CHEVY C2

L4 1.6L 1597cc (Mex.)			1040 <sup>53</sup>	21040 <sup>70</sup>	41040	N/A	N/A	N/A	N/A	N/A	
-----------------------	--	--	--------------------	---------------------	-------	-----	-----	-----	-----	-----	--

CHEYENNE

V8 5.3L 325 CID (Mex.)			7060 <sup>53</sup>	27060 <sup>70</sup>	47060	2487	22487	N/A	N/A	N/A	
------------------------	--	--	--------------------	---------------------	-------	------	-------	-----	-----	-----	--

COBALT

L4 2.0L 122 CID Turbo		X	7082	27082 <sup>70</sup>	47082	9265	N/A	4882	224882	4234882	3
L4 2.2L 2198cc 134 CID	LAP	H	7082	27082 <sup>70</sup>	47082	9117	29117	4882	224882	4234882	3

COLORADO

L4 2.9L 2921cc 178 CID		9	1042 <sup>53</sup>	21042 <sup>70</sup>	41042	9429	29429	N/R	N/R	N/R	
L5 3.7L 3654cc 223 CID		E	1522 <sup>53</sup>	21522 <sup>70</sup>	41522	9429	29429	N/R	N/R	N/R	
V8 5.3L 323CID	LH8	T	7060 <sup>53</sup>	27060 <sup>70</sup>	47060	9429	29429	N/R	N/R	N/R	

CORVETTE

V8 6.2L 376 CID	LS3	W	7060 <sup>53</sup>	27060 <sup>70</sup>	47060	9997	N/A	4480 <sup>164</sup>	224480 <sup>164</sup>	N/A <sup>164</sup>	1
V8 7.0L 427 CID		E	7060 <sup>53</sup>	27060 <sup>70</sup>	47060	9997	N/A	4480 <sup>164</sup>	224480 <sup>164</sup>	N/A <sup>164</sup>	1

CORVETTE ZR1

V8 6.2L 376 CID Super Charged	LS9	R	7060 <sup>53</sup>	27060 <sup>70</sup>	47060	9997	N/A	4480 <sup>164</sup>	224480 <sup>164</sup>	N/A <sup>164</sup>	1
-------------------------------	-----	---	--------------------	---------------------	-------	------	-----	---------------------	-----------------------	--------------------	---

CRUZE

L4 1.8L 1796cc (Mex.)	LUW		7674	27674	47674	9730	29730	4191 4590	224191 224590	4234191 N/A	
-----------------------	-----	--	------	-------	-------	------	-------	--------------	------------------	----------------	--

EPICA

L6 2.5L 2492cc (Mex.)			1381	21381	N/A			N/A	N/A	N/A	
-----------------------	--	--	------	-------	-----	--	--	-----	-----	-----	--

EQUINOX

V6 3.4L 207 CID		F	1040 <sup>53</sup>	21040 <sup>70</sup>	41040	6902	26902	4872	224872	N/A	1
V6 3.6L 217 CID		7	7060 <sup>53</sup>	27060 <sup>70</sup>	47060	6902	26902	4872	224872	N/A	1

EXPRESS VAN (UP TO 4500 SERIES)

V6 4.3L 262CID		Z	1040 <sup>53</sup>	21040 <sup>70</sup>	41040	6573	26573	N/R	N/R	N/R	
V8 4.8L 294 CID		C	7060 <sup>53</sup>	27060 <sup>70</sup>	47060	6573	26573	N/R	N/R	N/R	
V8 5.3L 323 CID Flex		4	7060 <sup>53</sup>	27060 <sup>70</sup>	47060	6573	26573	N/R	N/R	N/R	
V8 6.0L 364 CID		K	7060 <sup>53</sup>	27060 <sup>70</sup>	47060	6573	26573	N/R	N/R	N/R	
V8 6.6L 400 CID Turbo Diesel		6	7202 <sup>53</sup>	27202 <sup>70</sup>	47202	9154	N/A	N/R	N/R	N/R	

HHR

L4 2.0L 122 CID Turbo		X	7082	27082 <sup>70</sup>	47082	9459	N/A	4882	224882	4234882	3
L4 2.2L 134 CID Flex	LE8	B	7082	27082 <sup>70</sup>	47082	9064	29064	4882	224882	4234882	3
L4 2.4L 146 CID	LE9	V	7082	27082 <sup>70</sup>	47082	9064	29064	4882	224882	4234882	3

IMPALA

V6 3.5L 213 CID		N	1522 <sup>53</sup>	21522 <sup>70</sup>	41522	9115	29115	4780	224780	4234780	1
-----------------	--	---	--------------------	---------------------	-------	------	-------	------	--------	---------	---

N/A = Not Available N/R = Not Required N/S = Not Servicable For cabin air locator chart, see pages 5-12 See pages 13-16 for footnotes

1) ProSelect - Normal Driving - Traditional Change Intervals 2) NAPA Gold - Severe Driving - OE Recommended intervals 3) NAPA Platinum - Harsh Driving - OE Recommend Intervals

N/A = Non disponible N/R = Non nécessaire N/S = Non réparable Voir le tableau des filtres et d'habitacle aux pages 5-12 Voir pages 13-16 pour des notes

1) NAPA ProSelect et Argent - Conduite normale - Intervalles normaux de remplacement 2) NAPA Or - Conduite difficile - Intervalles recommandés par FEO 3) NAPA Platine - Conduite très difficile - Intervalles recommandés par FEO

N/A = No disponible N/R = No requerido N/S = No Servicable Para el aire de la cabina y tabla de localización de filtro, consulte las páginas 5-12 Ver las páginas 13-16 para las notas al pie de página

1) NAPA ProSelect y Plata - Manejo normal - Intervallos normales de cambio 2) NAPA Oro - Manejo difícil - Intervallos recomendados por el OEM 3) NAPA Platino - Manejo muy difícil - Intervallos recomendados por el OEM

*Italicized Part Numbers May Not Be Available.*

Las piezas con números en *italicas* pueden no estar disponibles.

Les numéros de pièce en *italiques* peuvent ne pas être disponibles.

P  
a  
s  
s  
C  
a  
r  
L  
i  
g  
h  
t  
T  
r  
u  
c  
k  
O  
i  
l  
-  
A  
i  
r  
-  
C  
a  
b  
i  
n



## CHEVROLET 2009

## Pass Car Light Truck - Oil - Air - Cabin

Year/Año/Année Model/Modelo/Modele Engine/Motor/Moteur	Eng. Code Código de motor Code moteur	VIN NIV NIV	GOLD Oil Aceite Huile	ProSelect Oil Aceite Huile	Platinum Oil Aceite Huile	GOLD Air Aire Air	ProSelect Air Aire Air	GOLD Cabin Air Cabina Aire Cabine Air	ProSelect Cabin Air Cabina Aire Cabine Air	Platinum Cabin Air Cabina Aire Cabine Air	Loc. Cabin Air Cabina Aire Cabine Air
--	---	-------------------	--------------------------------	-------------------------------------	------------------------------------	----------------------------	---------------------------------	--	---	--	--

## CHEVROLET (Cont'd/Suite)

## 2009 (Cont'd/Suite)

## IMPALA (Cont'd/Suite)

V6 3.5L 213 CID Flex		K	1522 <sup>53</sup>	21522 <sup>70</sup>	41522	9115	29115	4780	224780	4234780	1
V6 3.9L 237 CID	LGD	M	1522 <sup>53</sup>	21522 <sup>70</sup>	41522	9115	29115	4780	224780	4234780	1
V8 5.3L 325 CID		C	7060 <sup>53</sup>	27060 <sup>70</sup>	47060	9115	29115	4780	224780	4234780	1

## JOY

L4 1.6L 1597cc (Mex.)			1040 <sup>53</sup>	21040 <sup>70</sup>	41040	N/A	N/A	N/A	N/A	N/A	
-----------------------	--	--	--------------------	---------------------	-------	-----	-----	-----	-----	-----	--

## MALIBU

L4 2.4L 145 CID		B	7082	27082 <sup>70</sup>	47082	6902	26902	N/R	N/R	N/R	
V6 3.5L 213 CID		N	1522 <sup>53</sup>	21522 <sup>70</sup>	41522	6902	26902	N/R	N/R	N/R	1
V6 3.5L 213 CID Flex		K	1522 <sup>53</sup>	21522 <sup>70</sup>	41522	6902	26902	N/R	N/R	N/R	1
V6 3.6L 217 CID		7	7060 <sup>53</sup>	27060 <sup>70</sup>	47060	6902	26902	N/R	N/R	N/R	

## MALIBU HYBRID

L4 2.4L 145 CID Electric/Gas		5	7082	27082 <sup>70</sup>	47082	6902	26902	N/R	N/R	N/R	
------------------------------	--	---	------	---------------------	-------	------	-------	-----	-----	-----	--

## OPTRA

L4 1.8L 1799cc (Mex.)	L79 LDA					2826	N/A	4902	N/A	N/A	
						2826	N/A	4902	N/A	N/A	
L4 2.0L 1991cc Diesel (Mex.)	LMN							4902	N/A	N/A	
L4 2.0L 1998cc (Mex.)			1040 <sup>53</sup>	21040 <sup>70</sup>	41040	2826	N/A	N/A	N/A	N/A	

## REZZO

L4 1.6L 1598cc (Mex.)			1040 <sup>53</sup>	21040 <sup>70</sup>	41040	6831	26831	N/A	N/A	N/A	
-----------------------	--	--	--------------------	---------------------	-------	------	-------	-----	-----	-----	--

## SILVERADO (UP TO 3500 SERIES)

V6 4.3L 262CID	LU3	Z	1040 <sup>53</sup>	21040 <sup>70</sup>	41040	2487 <sup>284</sup> 2488 <sup>155</sup> 2488FR <sup>360</sup>	22487 <sup>284</sup> N/A <sup>155</sup> N/A <sup>360</sup>	230428 N/A	2230428 N/A	N/A N/A	
V8 4.8L 294 CID	LY2	C	7060 <sup>53</sup>	27060 <sup>70</sup>	47060	2487 <sup>284</sup> 2488 <sup>155</sup> 2488FR <sup>360</sup>	22487 <sup>284</sup> N/A <sup>155</sup> N/A <sup>360</sup>	230428 N/A	2230428 N/A	N/A N/A	
V8 4.8L 4807cc (Mex.)	LY2		7060 <sup>53</sup>	27060 <sup>70</sup>	47060	2487	22487	N/A	N/A	N/A	
V8 5.3L 323CID	LY5,LH6	T	7060 <sup>53</sup>	27060 <sup>70</sup>	47060	2487 <sup>284</sup> 2488 <sup>155</sup> 2488FR <sup>360</sup>	22487 <sup>284</sup> N/A <sup>155</sup> N/A <sup>360</sup>	230428 N/A	2230428 N/A	N/A N/A	
V8 5.3L 323 CID Flex	LC9,LMG	0,3	7060 <sup>53</sup>	27060 <sup>70</sup>	47060	2487 <sup>284</sup> 2488 <sup>155</sup> 2488FR <sup>360</sup>	22487 <sup>284</sup> N/A <sup>155</sup> N/A <sup>360</sup>	230428 N/A	2230428 N/A	N/A N/A	
V8 6.0L 364 CID	LY6,L76	K,Y	7060 <sup>53</sup>	27060 <sup>70</sup>	47060	2487 <sup>284</sup> 2488 <sup>155</sup> 2488FR <sup>360</sup>	22487 <sup>284</sup> N/A <sup>155</sup> N/A <sup>360</sup>	230428 N/A	2230428 N/A	N/A N/A	
V8 6.0L 364 CID Electric/Gas	LZ1		7060 <sup>53</sup>	27060 <sup>70</sup>	47060	2487 2488 2488FR <sup>360</sup>	22487 N/A N/A <sup>360</sup>	230428 N/A	2230428 N/A	N/A N/A	
V8 6.2L 376 CID Flex	L9H	2	7060 <sup>53</sup>	27060 <sup>70</sup>	47060	2487 <sup>284</sup> 2488 <sup>155</sup> 2488FR <sup>360</sup>	22487 <sup>284</sup> N/A <sup>155</sup> N/A <sup>360</sup>	230428 N/A	2230428 N/A	N/A N/A	
V8 6.6L 400 CID Turbo Diesel	LMM	6	7202 <sup>53</sup>	27202 <sup>70</sup>	47202	9184 <sup>503</sup>	29184 <sup>503</sup>	230428 N/A	2230428 N/A	N/A N/A	

## SPARK

L3 0.8L 796cc (Mex.)			1056 <sup>53</sup>	N/A <sup>70</sup>	N/A			N/A	N/A	N/A	
L4 1.0L (Mex.)			1056 <sup>53</sup>	N/A <sup>70</sup>	N/A			N/A	N/A	N/A	

## SUBURBAN (ALL)

V8 5.3L 323 CID	LY5,LMG,LC9	J,0,3	7060 <sup>53</sup>	27060 <sup>70</sup>	47060	2487 <sup>284</sup> 2488 <sup>155</sup> 2488FR <sup>360</sup>	22487 <sup>284</sup> N/A <sup>155</sup> N/A <sup>360</sup>	230428 N/A <sup>78</sup>	2230428 N/A <sup>78</sup>	N/A N/A <sup>78</sup>	
V8 6.0L 364 CID	LY6,L76	K,Y	7060 <sup>53</sup>	27060 <sup>70</sup>	47060	2487 <sup>284</sup> 2488 <sup>155</sup> 2488FR <sup>360</sup>	22487 <sup>284</sup> N/A <sup>155</sup> N/A <sup>360</sup>	230428 <sup>79</sup> N/A <sup>79</sup>	2230428 <sup>79</sup> N/A <sup>79</sup>	N/A <sup>79</sup> N/A <sup>79</sup>	

N/A = Not Available N/R = Not Required N/S = Not Servicable For cabin air locator chart, see pages 5-12 See pages 13-16 for footnotes

1) ProSelect - Normal Driving - Traditional Change Intervals 2) NAPA Gold - Severe Driving - OE Recommended Intervals 3) NAPA Platinum - Harsh Driving - OE Recommend Intervals

N/A = Non disponible N/R = Non nécessaire N/S = Non réparable Voir le tableau des filtres et d'habitacle aux pages 5-12 Voir pages 13-16 pour des notes

1) NAPA ProSelect et Argent - Conduite normale - Intervalles normaux de remplacement 2) NAPA Or - Conduite difficile - Intervalles recommandés par FEO 3) NAPA Platine - Conduite très difficile - Intervalles recommandés par FEO

N/A = No disponible N/R = No requerido N/S = No Servicable Para el aire de la cabina y tabla de localización de filtro, consulte las páginas 5-12 Ver las páginas 13-16 para las notas al pie de página

1) NAPA ProSelect y Plata - Manejo normal - Intervalos normales de cambio 2) NAPA Oro - Manejo difícil - Intervalos recomendados por el OEM 3) NAPA Platino - Manejo muy difícil - Intervalos recomendados por el OEM

*Italicized Part Numbers May Not Be Available.*

Las piezas con números en *italicas* pueden no estar disponibles.  
Les numéros de pièce en *italiques* peuvent ne pas être disponibles.



Pass Car Light Truck - Oil - Air - Cabin

CHEVROLET 2009-2008

Year/Año/Année Model/Modelo/Modèle Engine/Motor/Moteur	Eng. Code Código de motor Code moteur	VIN NIV NIV	GOLD Oil Aceite Huile	ProSelect Oil Aceite Huile	Platinum Oil Aceite Huile	GOLD Air Aire Air	ProSelect Air Aire Air	GOLD Cabin Air Cabina Aire Cabine Air	ProSelect Cabin Air Cabina Aire Cabine Air	Platinum Cabin Air Cabina Aire Cabine Air	Loc. Cabin Air Cabina Aire Cabine Air
--	---	-------------------	--------------------------------	-------------------------------------	------------------------------------	----------------------------	---------------------------------	--	---	--	--

CHEVROLET (Cont'd/Suite)

**2009** (Cont'd/Suite)

**TAHOE**

V8 4.8L 294 CID	LY2	C	7060 <sup>53</sup>	27060 <sup>70</sup>	47060	2487 <sup>284</sup> 2488 <sup>155</sup> 2488FR <sup>360</sup>	22487 <sup>284</sup> N/A <sup>155</sup> N/A <sup>360</sup>	230428	2230428	N/A	
V8 5.3L 323CID	LMG,LY5	T	7060 <sup>53</sup>	27060 <sup>70</sup>	47060	2487 <sup>284</sup> 2488 <sup>155</sup> 2488FR <sup>360</sup>	22487 <sup>284</sup> N/A <sup>155</sup> N/A <sup>360</sup>	230428	2230428	N/A	
V8 6.2L 376 CID Flex	L9H	2	7060 <sup>53</sup>	27060 <sup>70</sup>	47060	2487 <sup>284</sup> 2488 <sup>155</sup> 2488FR <sup>360</sup>	22487 <sup>284</sup> N/A <sup>155</sup> N/A <sup>360</sup>	230428	2230428	N/A	

**TAHOE HYBRID**

V8 6.0L 364 CID Electric/Gas	LZ1	5	7060 <sup>53</sup>	27060 <sup>70</sup>	47060	2487 <sup>284</sup> 2488 <sup>155</sup> 2488FR <sup>360</sup>	22487 <sup>284</sup> N/A <sup>155</sup> N/A <sup>360</sup>	230428	2230428	N/A	
------------------------------	-----	---	--------------------	---------------------	-------	---	--	--------	---------	-----	--

**TORNADO**

L4 1.8L (Mex.)			1040 <sup>53</sup>	21040 <sup>70</sup>	41040	200120	N/A	N/A	N/A	N/A	
----------------	--	--	--------------------	---------------------	-------	--------	-----	-----	-----	-----	--

**TRAILBLAZER**

L6 4.2L 256 CID		S	1522 <sup>53</sup>	21522 <sup>70</sup>	41522	2729	22729	N/R	N/R	N/R	
V8 5.3L 323CID	LH6	T	7060 <sup>53</sup>	27060 <sup>70</sup>	47060	2729	22729	N/R	N/R	N/R	
V8 6.0L 364 CID	LS2	H	7060 <sup>53</sup>	27060 <sup>70</sup>	47060	2729	22729	N/R	N/R	N/R	

**TRAVERSE**

V6 3.6L 217 CID	LLT		7060 <sup>53</sup>	27060 <sup>70</sup>	47060	9634	29634	230074	2230074	N/A	
-----------------	-----	--	--------------------	---------------------	-------	------	-------	--------	---------	-----	--

**UPLANDER**

V6 3.9L 3880cc 237 CID	LZ9	1	1522 <sup>53</sup>	21522 <sup>70</sup>	41522	6302	26302	4161 <sup>79</sup>	224161 <sup>79</sup>	N/A <sup>79</sup>	5
V6 3.9L 3880cc 237 CID Flex	LGD	W	1522 <sup>53</sup>	21522 <sup>70</sup>	41522	6302	26302	4161 <sup>79</sup>	224161 <sup>79</sup>	N/A <sup>79</sup>	5
V6 3.9L 3880cc 237 CID Flex (Mex.)	LGD		1522 <sup>53</sup>	21522 <sup>70</sup>	41522	6302	26302	N/A	N/A	N/A	

**2008**

**ASTRA**

L4 1.8L 1796cc 110 CID (Mex.)			7143	N/A	N/A	9522	N/A	9364	N/A	N/A	
L4 2.0L (Mex.)	LOA	3	N/A	N/A	N/A			9364	N/A	N/A	
L4 2.0L 122 CID Turbo (Mex.)			7143	N/A	N/A	9522	N/A	9364	N/A	N/A	

**AVALANCHE**

V8 5.3L 323CID	LY5,LMG,LC9	T	7060 <sup>53</sup>	27060 <sup>70</sup>	47060	2487 <sup>284</sup> 2488 <sup>155</sup> 2488FR <sup>360</sup>	22487 <sup>284</sup> N/A <sup>155</sup> N/A <sup>360</sup>	230428	2230428	N/A	
V8 6.0L 364 CID	L76	Y	7060 <sup>53</sup>	27060 <sup>70</sup>	47060	2487 <sup>284</sup> 2488 <sup>155</sup> 2488FR <sup>360</sup>	22487 <sup>284</sup> N/A <sup>155</sup> N/A <sup>360</sup>	230428	2230428	N/A	

**AVEO**

L4 1.4L 85CID (Mex.)	F14D3		1040 <sup>53</sup>	21040 <sup>70</sup>	41040	2831	22831	4685	224685	N/A	
L4 1.6L 1598cc (Mex.)			1040 <sup>53</sup>	21040 <sup>70</sup>	41040	2831	22831	4685	224685	N/A	
L4 1.6L 98 CID	LXV	6	1040 <sup>53</sup>	21040 <sup>70</sup>	41040	2831	22831	4685	224685	N/A	3

**CAPTIVA**

V6 3.6L 3564cc (Mex.)	LY7		7060	27060	47060	9102	29102	4013	224013	4234013	
-----------------------	-----	--	------	-------	-------	------	-------	------	--------	---------	--

**CAPTIVA SPORT**

V6 3.6L 3600cc (Mex.)			7060 <sup>53</sup>	27060 <sup>70</sup>	47060			N/A	N/A	N/A	
-----------------------	--	--	--------------------	---------------------	-------	--	--	-----	-----	-----	--

**CELTA**

L4 1.6L 1597cc (Mex.)			1040 <sup>53</sup>	21040 <sup>70</sup>	41040	N/A	N/A	N/A	N/A	N/A	
-----------------------	--	--	--------------------	---------------------	-------	-----	-----	-----	-----	-----	--

**CHEVY**

L4 1.6L 1597cc (Mex.)			1040 <sup>53</sup>	21040 <sup>70</sup>	41040	200038	N/A	4472	N/A	N/A	
-----------------------	--	--	--------------------	---------------------	-------	--------	-----	------	-----	-----	--

**CHEVY C2**

L4 1.6L 1597cc (Mex.)			1040 <sup>53</sup>	21040 <sup>70</sup>	41040	200038	N/A	4525	N/A	N/A	
-----------------------	--	--	--------------------	---------------------	-------	--------	-----	------	-----	-----	--

N/A = Not Available N/R = Not Required N/S = Not Servicable For cabin air locator chart, see pages 5-12 See pages 13-16 for footnotes

1) ProSelect - Normal Driving - Traditional Change Intervals 2) NAPA Gold - Severe Driving - OE Recommended intervals 3) NAPA Platinum - Harsh Driving - OE Recommend Intervals

N/A = Non disponible N/R = Non nécessaire N/S = Non réparable Voir le tableau des filtres et d'habitacle aux pages 5-12 Voir pages 13-16 pour des notes

1) NAPA ProSelect et Argent - Conduite normale - Intervalles normaux de remplacement 2) NAPA Or - Conduite difficile - Intervalles recommandés par FEO 3) NAPA Platine - Conduite très difficile - Intervalles recommandés par FEO

N/A = No disponible N/R = No requerido N/S = No Servicable Para el aire de la cabina y tabla de localización de filtro, consulte las páginas 5-12 Ver las páginas 13-16 para las notas al pie de página

1) NAPA ProSelect y Plata - Manejo normal - Intervalos normales de cambio 2) NAPA Oro - Manejo difícil - Intervalos recomendados por el OEM 3) NAPA Platino - Manejo muy difícil - Intervalos recomendados por el OEM

*Italicized Part Numbers May Not Be Available.*

Las piezas con números en *italicas* pueden no estar disponibles.

Les numéros de pièce en *italiques* peuvent ne pas être disponibles.



## CHEVROLET 2008

## Pass Car Light Truck - Oil - Air - Cabin

Year/Año/Année Model/Modelo/Modele Engine/Motor/Moteur	Eng. Code Código de motor Code moteur	VIN NIV NIV	GOLD Oil Aceite Huile	ProSelect Oil Aceite Huile	Platinum Oil Aceite Huile	GOLD Air Aire Air	ProSelect Air Aire Air	GOLD Cabin Air Cabina Aire Cabine Air	ProSelect Cabin Air Cabina Aire Cabine Air	Platinum Cabin Air Cabina Aire Cabine Air	Loc. Cabin Air Cabina Aire Cabine Air
--	---	-------------------	--------------------------------	-------------------------------------	------------------------------------	----------------------------	---------------------------------	--	---	--	--

## CHEVROLET (Cont'd/Suite)

2008 (Cont'd/Suite)

## CHEYENNE

V8 5.3L 5328cc 325 CID Flex (Mex.)	LH6		7060 <sup>53</sup>	27060 <sup>70</sup>	47060	2487	22487	N/A	N/A	N/A	
------------------------------------	-----	--	--------------------	---------------------	-------	------	-------	-----	-----	-----	--

## COBALT

L4 2.0L 122 CID Turbo		X	7082	27082 <sup>70</sup>	47082	9265	N/A	4882	224882	4234882	3
L4 2.2L 2198cc 134 CID	L61	F	7082	27082 <sup>70</sup>	47082	9117	29117	4882	224882	4234882	3
L4 2.4L 145 CID		B	7082	27082 <sup>70</sup>	47082	9117	29117	4882	224882	4234882	3

## COLORADO

L4 2.9L 2921cc 178 CID		9	1042 <sup>53</sup>	21042 <sup>70</sup>	41042	9429	29429	N/R	N/R	N/R	
L5 3.7L 3654cc 223 CID		E	1522 <sup>53</sup>	21522 <sup>70</sup>	41522	9429	29429	N/R	N/R	N/R	

## CORSA

L4 1.8L 1796cc (Mex.)			1040 <sup>53</sup>	21040 <sup>70</sup>	41040	200120	N/A	4472 4525 <sup>78</sup>	N/A N/A <sup>78</sup>	N/A N/A <sup>78</sup>	
-----------------------	--	--	--------------------	---------------------	-------	--------	-----	----------------------------	--------------------------	--------------------------	--

## CORVETTE

V8 6.2L 376 CID	LS3	W	7060 <sup>53</sup>	27060 <sup>70</sup>	47060	9997	N/A	4480 <sup>164</sup>	224480 <sup>164</sup>	N/A <sup>164</sup>	1
V8 7.0L 427 CID		E	7060 <sup>53</sup>	27060 <sup>70</sup>	47060	9997	N/A	4480 <sup>164</sup>	224480 <sup>164</sup>	N/A <sup>164</sup>	1

## EQUINOX

V6 3.4L 207 CID		F	1040 <sup>53</sup>	21040 <sup>70</sup>	41040	6902	26902	4872	224872	N/A	1
V6 3.6L 217 CID		7	7060 <sup>53</sup>	27060 <sup>70</sup>	47060	6902	26902	4872	224872	N/A	1

## EXPRESS VAN (UP TO 4500 SERIES)

V6 4.3L 262CID	LU3	Z	1040 <sup>53</sup>	21040 <sup>70</sup>	41040	6573	26573	N/R	N/R	N/R	
V8 4.8L 294 CID	LY2	C	7060 <sup>53</sup>	27060 <sup>70</sup>	47060	6573	26573	N/R	N/R	N/R	
V8 5.3L 323CID	LMF	T	7060 <sup>53</sup>	27060 <sup>70</sup>	47060	6573	26573	N/R	N/R	N/R	
V8 6.0L 364 CID	LY6	K	7060 <sup>53</sup>	27060 <sup>70</sup>	47060	6573	26573	N/R	N/R	N/R	
V8 6.6L 400 CID Turbo Diesel	LMM	6	7202 <sup>53</sup>	27202 <sup>70</sup>	47202	9154	N/A	N/R	N/R	N/R	

## HHR

L4 2.0L 122 CID Turbo		X	7082	27082 <sup>70</sup>	47082	9459	N/A	4882	224882	4234882	3
L4 2.2L 2198cc 134 CID		D	7082	27082 <sup>70</sup>	47082	9064	29064	4882	224882	4234882	3
L4 2.4L 145 CID		P	7082	27082 <sup>70</sup>	47082	9064	29064	4882	224882	4234882	3

## IMPALA

V6 3.5L 213 CID		N	1522 <sup>53</sup>	21522 <sup>70</sup>	41522	9115	29115	4780	224780	4234780	1
V6 3.5L 213 CID Flex		K	1522 <sup>53</sup>	21522 <sup>70</sup>	41522	9115	29115	4780	224780	4234780	1
V6 3.9L 237 CID	LZG	3	1522 <sup>53</sup>	21522 <sup>70</sup>	41522	9115	29115	4780	224780	4234780	1
V8 5.3L 325 CID		C	7060 <sup>53</sup>	27060 <sup>70</sup>	47060	9115	29115	4780	224780	4234780	1

## JOY

L4 1.6L 1597cc (Mex.)			1040 <sup>53</sup>	21040 <sup>70</sup>	41040	N/A	N/A	N/A	N/A	N/A	
-----------------------	--	--	--------------------	---------------------	-------	-----	-----	-----	-----	-----	--

## MALIBU

L4 2.2L 134 CID	L61	F	7082	27082 <sup>70</sup>	47082	6302	26302	N/R	N/R	N/R	
L4 2.4L 145 CID		B	7082	27082 <sup>70</sup>	47082	6902	26902	N/R	N/R	N/R	
V6 3.5L 213 CID		N	1522 <sup>53</sup>	21522 <sup>70</sup>	41522	6917	26917	N/R	N/R	N/R	
V6 3.6L 217 CID		7	7060 <sup>53</sup>	27060 <sup>70</sup>	47060	6902	26902	N/R	N/R	N/R	

## MALIBU HYBRID

L4 2.4L 145 CID Electric/Gas		5	7082	27082 <sup>70</sup>	47082	6902	26902	N/R	N/R	N/R	
------------------------------	--	---	------	---------------------	-------	------	-------	-----	-----	-----	--

## MERIVA

L4 1.8L 1796cc 110 CID (Mex.)			1040 <sup>53</sup>	21040 <sup>70</sup>	41040	200120	N/A	4472 4525 <sup>78</sup>	N/A N/A <sup>78</sup>	N/A N/A <sup>78</sup>	
-------------------------------	--	--	--------------------	---------------------	-------	--------	-----	----------------------------	--------------------------	--------------------------	--

## OPTRA

L4 1.8L 1799cc (Mex.)	LDA					2826	N/A	4902	N/A	N/A	
L4 2.0L 1991cc Diesel (Mex.)	LMN							4902	N/A	N/A	
L4 2.0L 1998cc (Mex.)			1040 <sup>53</sup>	21040 <sup>70</sup>	41040	2826	N/A	N/A	N/A	N/A	

## REZZO

L4 1.6L 1598cc (Mex.)			1040 <sup>53</sup>	21040 <sup>70</sup>	41040	6831	26831	N/A	N/A	N/A	
-----------------------	--	--	--------------------	---------------------	-------	------	-------	-----	-----	-----	--

N/A = Not Available N/R = Not Required N/S = Not Servicable For cabin air locator chart, see pages 5-12 See pages 13-16 for footnotes

1) ProSelect - Normal Driving - Traditional Change Intervals 2) NAPA Gold - Severe Driving - OE Recommended Intervals 3) NAPA Platinum - Harsh Driving - OE Recommend Intervals

N/A = Non disponible N/R = Non nécessaire N/S = Non réparable Voir le tableau des filtres et d'habitacle aux pages 5-12 Voir pages 13-16 pour des notes

1) NAPA ProSelect et Argent - Conduite normale - Intervalles normaux de remplacement 2) NAPA Or - Conduite difficile - Intervalles recommandés par FEO 3) NAPA Platine - Conduite très difficile - Intervalles recommandés par FEO

N/A = No disponible N/R = No requerido N/S = No Servicable Para el aire de la cabina y tabla de localización de filtro, consulte las páginas 5-12 Ver las páginas 13-16 para las notas al pie de página

1) NAPA ProSelect y Plata - Manejo normal - Intervallos normales de cambio 2) NAPA Oro - Manejo difícil - Intervallos recomendados por el OEM 3) NAPA Platino - Manejo muy difícil - Intervallos recomendados por el OEM

Italicized Part Numbers May Not Be Available.

Las piezas con números en *italicas* pueden no estar disponibles.  
Les numéros de pièce en *italiques* peuvent ne pas être disponibles.



Pass Car Light Truck - Oil - Air - Cabin

CHEVROLET 2008

Year/Anio/Année Model/Modelo/Modèle Engine/Motor/Moteur	Eng. Code Código de motor Code moteur	VIN NIV NIV	GOLD Oil Aceite Huile	ProSelect Oil Aceite Huile	Platinum Oil Aceite Huile	GOLD Air Aire Air	ProSelect Air Aire Air	GOLD Cabin Air Cabina Aire Cabine Air	ProSelect Cabin Air Cabina Aire Cabine Air	Platinum Cabin Air Cabina Aire Cabine Air	Loc. Cabin Air Cabina Aire Cabine Air
---	---	-------------------	--------------------------------	-------------------------------------	------------------------------------	----------------------------	---------------------------------	--	---	--	--

CHEVROLET (Cont'd/Suite)

2008 (Cont'd/Suite)

SILVERADO (UP TO 3500 SERIES)

V6 4.3L 262CID	LU3	Z	1040 <sup>53</sup>	21040 <sup>70</sup>	41040	2487 <sup>284</sup> 2488 <sup>155</sup> 2488FR <sup>360</sup>	22487 <sup>284</sup> N/A <sup>155</sup> N/A <sup>360</sup>	230428 N/A	2230428 N/A	N/A N/A	
V8 4.8L 294 CID	LY2	C	7060 <sup>53</sup>	27060 <sup>70</sup>	47060	2487 <sup>284</sup> 2488 <sup>155</sup> 2488FR <sup>360</sup>	22487 <sup>284</sup> N/A <sup>155</sup> N/A <sup>360</sup>	230428 N/A	2230428 N/A	N/A N/A	
V8 5.3L 323CID	LY5,LH6	T	7060 <sup>53</sup>	27060 <sup>70</sup>	47060	2487 <sup>284</sup> 2488 <sup>155</sup> 2488FR <sup>360</sup>	22487 <sup>284</sup> N/A <sup>155</sup> N/A <sup>360</sup>	230428 N/A	2230428 N/A	N/A N/A	
V8 5.3L 323 CID Flex	LC9,LMG	0,3	7060 <sup>53</sup>	27060 <sup>70</sup>	47060	2487 <sup>284</sup> 2488 <sup>155</sup> 2488FR <sup>360</sup>	22487 <sup>284</sup> N/A <sup>155</sup> N/A <sup>360</sup>	230428 N/A	2230428 N/A	N/A N/A	
V8 6.0L 364 CID	LY6,L76	K,Y	7060 <sup>53</sup>	27060 <sup>70</sup>	47060	2487 <sup>284</sup> 2488 <sup>155</sup> 2488FR <sup>360</sup>	22487 <sup>284</sup> N/A <sup>155</sup> N/A <sup>360</sup>	230428 N/A	2230428 N/A	N/A N/A	
V8 6.6L 400 CID Turbo Diesel	LMM	6	7202 <sup>53</sup>	27202 <sup>70</sup>	47202	9184 <sup>503</sup>	29184 <sup>503</sup>	230428 N/A	2230428 N/A	N/A N/A	

SPARK

L4 1.0L (Mex.)			1056 <sup>53</sup>	N/A <sup>70</sup>	N/A			N/A	N/A	N/A	
----------------	--	--	--------------------	-------------------	-----	--	--	-----	-----	-----	--

SUBURBAN (ALL)

V8 5.3L 323 CID	LY5,LMG,LC9	J,0,3	7060 <sup>53</sup>	27060 <sup>70</sup>	47060	2487 <sup>284</sup> 2488 <sup>155</sup> 2488FR <sup>360</sup>	22487 <sup>284</sup> N/A <sup>155</sup> N/A <sup>360</sup>	230428 <sup>79</sup> N/A <sup>79</sup>	2230428 <sup>79</sup> N/A <sup>79</sup>	N/A <sup>79</sup> N/A <sup>79</sup>	
V8 6.0L 364 CID	LY6,L76	K,Y	7060 <sup>53</sup>	27060 <sup>70</sup>	47060	2487 <sup>284</sup> 2488 <sup>155</sup> 2488FR <sup>360</sup>	22487 <sup>284</sup> N/A <sup>155</sup> N/A <sup>360</sup>	230428 <sup>79</sup> N/A <sup>79</sup>	2230428 <sup>79</sup> N/A <sup>79</sup>	N/A <sup>79</sup> N/A <sup>79</sup>	

TAHOE

V8 4.8L 294 CID	LY2	C	7060 <sup>53</sup>	27060 <sup>70</sup>	47060	2488 <sup>155</sup> 2488FR <sup>360</sup>	N/A <sup>155</sup> N/A <sup>360</sup>	230428	2230428	N/A	
V8 5.3L 323CID	LMG,LY5	T	7060 <sup>53</sup>	27060 <sup>70</sup>	47060	2487 <sup>284</sup> 2488 <sup>155</sup> 2488FR <sup>360</sup>	22487 <sup>284</sup> N/A <sup>155</sup> N/A <sup>360</sup>	230428	2230428	N/A	
V8 6.2L 376 CID Flex	L9H	2	7060 <sup>53</sup>	27060 <sup>70</sup>	47060	2487 <sup>284</sup> 2488 <sup>155</sup> 2488FR <sup>360</sup>	22487 <sup>284</sup> N/A <sup>155</sup> N/A <sup>360</sup>	230428	2230428	N/A	

TAHOE HYBRID

V8 6.0L 364 CID Electric/Gas	LZ1	5	7060 <sup>53</sup>	27060 <sup>70</sup>	47060	2487 <sup>284</sup> 2488 <sup>155</sup> 2488FR <sup>360</sup>	22487 <sup>284</sup> N/A <sup>155</sup> N/A <sup>360</sup>	230428	2230428	N/A	
------------------------------	-----	---	--------------------	---------------------	-------	---	--	--------	---------	-----	--

TORNADO

L4 1.8L (Mex.)			1040 <sup>53</sup>	21040 <sup>70</sup>	41040	200120	N/A	N/A	N/A	N/A	
----------------	--	--	--------------------	---------------------	-------	--------	-----	-----	-----	-----	--

TRACKER

L4 2.0L (Mex.)			7145	27145	47145	6195	26195	N/A	N/A	N/A	
----------------	--	--	------	-------	-------	------	-------	-----	-----	-----	--

TRAILBLAZER

L6 4.2L 256 CID		S	1522 <sup>53</sup>	21522 <sup>70</sup>	41522	2729	22729	N/R	N/R	N/R	
V8 5.3L 323CID	LH6	T	7060 <sup>53</sup>	27060 <sup>70</sup>	47060	2729	22729	N/R	N/R	N/R	
V8 6.0L 364 CID	LS2	H	7060 <sup>53</sup>	27060 <sup>70</sup>	47060	2729	22729	N/R	N/R	N/R	

UPLANDER

V6 3.9L 3880cc 237 CID		1	1522 <sup>53</sup>	21522 <sup>70</sup>	41522	6302	26302	4161 <sup>79</sup>	224161 <sup>79</sup>	N/A <sup>79</sup>	5
V6 3.9L 3880cc 237 CID Flex	LGD		1522 <sup>53</sup>	21522 <sup>70</sup>	41522	6302	26302	4161 <sup>79</sup>	224161 <sup>79</sup>	N/A <sup>79</sup>	5

VECTRA

V6 2.8L 2792cc Turbo (Mex.)			7090	27090	47090	206782	N/A	4472 4525 <sup>78</sup>	N/A N/A <sup>78</sup>	N/A N/A <sup>78</sup>	
-----------------------------	--	--	------	-------	-------	--------	-----	----------------------------	--------------------------	--------------------------	--

N/A = Not Available N/R = Not Required N/S = Not Servicable For cabin air locator chart, see pages 5-12 See pages 13-16 for footnotes

1) ProSelect - Normal Driving - Traditional Change Intervals 2) NAPA Gold - Severe Driving - OE Recommended intervals 3) NAPA Platinum - Harsh Driving - OE Recommend Intervals

N/A = Non disponible N/R = Non nécessaire N/S = Non réparable Voir le tableau des filtres et d'habitacle aux pages 5-12 Voir pages 13-16 pour des notes

1) NAPA ProSelect et Argent - Conduite normale - Intervalles normaux de remplacement 2) NAPA Or - Conduite difficile - Intervalles recommandés par FEO 3) NAPA Platine - Conduite très difficile - Intervalles recommandés par FEO

N/A = No disponible N/R = No requerido N/S = No Servicable Para el aire de la cabina y tabla de localización de filtro, consulte las páginas 5-12 Ver las páginas 13-16 para las notas al pie de página

1) NAPA ProSelect y Plata - Manejo normal - Intervalles normales de cambio 2) NAPA Oro - Manejo difícil - Intervalles recomendados por el OEM 3) NAPA Platino - Manejo muy difícil - Intervalles recomendados por el OEM

Italicized Part Numbers May Not Be Available.

Las piezas con números en *italicas* pueden no estar disponibles.

Les numéros de pièce en *italiques* peuvent ne pas être disponibles.

P  
a  
s  
s  
C  
a  
r  
L  
i  
g  
h  
t  
T  
r  
u  
c  
k  
O  
i  
l  
-  
A  
i  
r  
-  
C  
a  
b  
i  
n



CHEVROLET 2007

Pass Car Light Truck - Oil - Air - Cabin

Year/Año/Année Model/Modelo/Modelé Engine/Motor/Moteur	Eng. Code Código de motor Code moteur	VIN NIV NIV	GOLD Oil Aceite Huile	ProSelect Oil Aceite Huile	Platinum Oil Aceite Huile	GOLD Air Aire Air	ProSelect Air Aire Air	GOLD Cabin Air Cabina Aire Cabine Air	ProSelect Cabin Air Cabina Aire Cabine Air	Platinum Cabin Air Cabina Aire Cabine Air	Loc. Cabin Air Cabina Aire Cabine Air
--	---	-------------------	--------------------------------	-------------------------------------	------------------------------------	----------------------------	---------------------------------	--	---	--	--

CHEVROLET (Cont'd/Suite)

2007

ASTRA

L4 1.8L 1796cc 110 CID (Mex.)			7143	N/A	N/A	9522	N/A	9364	N/A	N/A	
L4 2.0L (Mex.)	LOA	3	N/A	N/A	N/A			9364	N/A	N/A	
L4 2.0L 122 CID Turbo (Mex.)			7143	N/A	N/A	9522	N/A	9364	N/A	N/A	

AVALANCHE

V8 5.3L 323CID	LY5,LMG,LC9	T	7060 <sup>53</sup>	27060 <sup>70</sup>	47060	2487 <sup>284</sup> 2488 <sup>155</sup> 2488FR <sup>360</sup>	22487 <sup>284</sup> N/A <sup>155</sup> N/A <sup>360</sup>	230428	2230428	N/A	
V8 6.0L 364 CID	L76	Y	7060 <sup>53</sup>	27060 <sup>70</sup>	47060	2487 <sup>284</sup> 2488 <sup>155</sup> 2488FR <sup>360</sup>	22487 <sup>284</sup> N/A <sup>155</sup> N/A <sup>360</sup>	230428	2230428	N/A	

AVEO

L4 1.4L 85CID (Mex.)	F14D3		1040 <sup>53</sup>	21040 <sup>70</sup>	41040	2831	22831	4685	224685	N/A	
L4 1.6L 1598cc (Mex.)			1040 <sup>53</sup>	21040 <sup>70</sup>	41040	2831	22831	4685	224685	N/A	
L4 1.6L 98 CID		6	1040 <sup>53</sup>	21040 <sup>70</sup>	41040	2831	22831	4685	224685	N/A	3

CAPTIVA

V6 3.2L 3195cc (Mex.)								N/A	N/A	N/A	
-----------------------	--	--	--	--	--	--	--	-----	-----	-----	--

CELTA

L4 1.6L 1597cc (Mex.)			1040 <sup>53</sup>	21040 <sup>70</sup>	41040	N/A	N/A	N/A	N/A	N/A	
-----------------------	--	--	--------------------	---------------------	-------	-----	-----	-----	-----	-----	--

CHEVY

L4 1.6L 1597cc (Mex.)			1040 <sup>53</sup>	21040 <sup>70</sup>	41040	200038	N/A	4472	N/A	N/A	
-----------------------	--	--	--------------------	---------------------	-------	--------	-----	------	-----	-----	--

CHEVY C2

L4 1.6L 1597cc (Mex.)			1040 <sup>53</sup>	21040 <sup>70</sup>	41040	200038	N/A	4525	N/A	N/A	
-----------------------	--	--	--------------------	---------------------	-------	--------	-----	------	-----	-----	--

CHEYENNE

V8 5.3L 325 CID (Mex.)			7060 <sup>53</sup>	27060 <sup>70</sup>	47060	2487	22487	N/A	N/A	N/A	
------------------------	--	--	--------------------	---------------------	-------	------	-------	-----	-----	-----	--

COBALT

L4 2.0L 122 CID Super Charged		P	7082	27082 <sup>70</sup>	47082	2736	N/A	4882	224882	4234882	3
L4 2.2L 2198cc 134 CID	L61	F	7082	27082 <sup>70</sup>	47082	9117	29117	4882	224882	4234882	3
L4 2.4L 145 CID		B	7082	27082 <sup>70</sup>	47082	9117	29117	4882	224882	4234882	3

COLORADO

L4 2.9L 2921cc 178 CID		9	1042 <sup>53</sup>	21042 <sup>70</sup>	41042	2013	22013	N/R	N/R	N/R	
L5 3.7L 3654cc 223 CID		E	1522 <sup>53</sup>	21522 <sup>70</sup>	41522	2013	22013	N/R	N/R	N/R	

CORSA

L4 1.8L 1796cc (Mex.)			1040 <sup>53</sup>	21040 <sup>70</sup>	41040	200120	N/A	4472 4525 <sup>78</sup>	N/A N/A <sup>78</sup>	N/A N/A <sup>78</sup>	
-----------------------	--	--	--------------------	---------------------	-------	--------	-----	----------------------------	--------------------------	--------------------------	--

CORVETTE

V8 6.0L 5967cc 364 CID Flex	L77	U	7060 <sup>53</sup>	27060 <sup>70</sup>	47060	2821	N/A	4480 <sup>164</sup>	224480 <sup>164</sup>	N/A <sup>164</sup>	1
V8 7.0L 427 CID	LS7	E	7060 <sup>53</sup>	27060 <sup>70</sup>	47060	9997	N/A	4480 <sup>164</sup>	224480 <sup>164</sup>	N/A <sup>164</sup>	1

EPICA

V6 2.5L 152 CID		5	7046	N/A	N/A			N/A	N/A	N/A	
-----------------	--	---	------	-----	-----	--	--	-----	-----	-----	--

EQUINOX

V6 3.4L 207 CID		F	1040 <sup>53</sup>	21040 <sup>70</sup>	41040	6902	26902	4872	224872	N/A	1
-----------------	--	---	--------------------	---------------------	-------	------	-------	------	--------	-----	---

EXPRESS VAN (UP TO 4500 SERIES)

V6 4.3L 262CID	LU3	Z	1040 <sup>53</sup>	21040 <sup>70</sup>	41040	6573	26573	N/R	N/R	N/R	
V8 4.8L 294 CID	LR4	V	7060 <sup>53</sup>	27060 <sup>70</sup>	47060	6573	26573	N/R	N/R	N/R	
V8 5.3L 323CID	LM7	T	7060 <sup>53</sup>	27060 <sup>70</sup>	47060	6573	26573	N/R	N/R	N/R	
V8 5.3L 323 CID Flex	L59	Z	7060 <sup>53</sup>	27060 <sup>70</sup>	47060	6573	26573	N/R	N/R	N/R	
V8 6.0L 364 CID	LQ4	U	7060 <sup>53</sup>	27060 <sup>70</sup>	47060	6573	26573	N/R	N/R	N/R	
V8 6.6L 400 CID Turbo Diesel		2	7202 <sup>53</sup>	27202 <sup>70</sup>	47202	9154	N/A	N/R	N/R	N/R	

HHR

L4 2.2L 2198cc 134 CID	L61	D	7082	27082 <sup>70</sup>	47082	9064	29064	4882	224882	4234882	3
L4 2.4L 145 CID		P	7082	27082 <sup>70</sup>	47082	9064	29064	4882	224882	4234882	3

N/A = Not Available N/R = Not Required N/S = Not Servicable For cabin air locator chart, see pages 5-12 See pages 13-16 for footnotes

1) ProSelect - Normal Driving - Traditional Change Intervals 2) NAPA Gold - Severe Driving - OE Recommended Intervals 3) NAPA Platinum - Harsh Driving - OE Recommend Intervals

N/A = Non disponible N/R = Non nécessaire N/S = Non réparable Voir le tableau des filtres et d'habitacle aux pages 5-12 Voir pages 13-16 pour des notes

1) NAPA ProSelect et Argent - Conduite normale - Intervalles normaux de remplacement 2) NAPA Or - Conduite difficile - Intervalles recommandés par FEO 3) NAPA Platine - Conduite très difficile - Intervalles recommandés par FEO

N/A = No disponible N/R = No requerido N/S = No Servicable Para el aire de la cabina y tabla de localización de filtro, consulte las páginas 5-12 Ver las páginas 13-16 para las notas al pie de página

1) NAPA ProSelect y Plata - Manejo normal - Intervalos normales de cambio 2) NAPA Oro - Manejo difícil - Intervalos recomendados por el OEM 3) NAPA Platino - Manejo muy difícil - Intervalos recomendados por el OEM

*Italicized Part Numbers May Not Be Available.*

Las piezas con números en *italicas* pueden no estar disponibles.  
Les numéros de pièce en *italiques* peuvent ne pas être disponibles.





Pass Car Light Truck - Oil - Air - Cabin

CHEVROLET 2007

Year/Año/Année Model/Modelo/Modèle Engine/Motor/Moteur	Eng. Code Código de motor Code moteur	VIN NIV NIV	GOLD Oil Aceite Huile	ProSelect Oil Aceite Huile	Platinum Oil Aceite Huile	GOLD Air Aire Air	ProSelect Air Aire Air	GOLD Cabin Air Cabina Aire Cabine Air	ProSelect Cabin Air Cabina Aire Cabine Air	Platinum Cabin Air Cabina Aire Cabine Air	Loc. Cabin Air Cabina Aire Cabine Air
--	---	-------------------	--------------------------------	-------------------------------------	------------------------------------	----------------------------	---------------------------------	--	---	--	--

CHEVROLET (Cont'd/Suite)

2007 (Cont'd/Suite)

IMPALA

V6 3.5L 213 CID		N	1522 <sup>53</sup>	21522 <sup>70</sup>	41522	9115	29115	4780	224780	4234780	1
V6 3.5L 213 CID Flex		K	1522 <sup>53</sup>	21522 <sup>70</sup>	41522	9115	29115	4780	224780	4234780	1
V6 3.9L 237 CID		R	1522 <sup>53</sup>	21522 <sup>70</sup>	41522	9115	29115	4780	224780	4234780	1
V8 5.3L 325 CID		C	7060 <sup>53</sup>	27060 <sup>70</sup>	47060	9115	29115	4780	224780	4234780	1

JOY

L4 1.6L 1597cc (Mex.)			1040 <sup>53</sup>	21040 <sup>70</sup>	41040	N/A	N/A	N/A	N/A	N/A	
-----------------------	--	--	--------------------	---------------------	-------	-----	-----	-----	-----	-----	--

LLV (U.S.P.S.)

L4 2.2L (Mex.)			1334 <sup>53</sup>	21334 <sup>70</sup>	41334	6006	26006	N/A	N/A	N/A	
----------------	--	--	--------------------	---------------------	-------	------	-------	-----	-----	-----	--

MALIBU

L4 2.2L 134 CID	L61	F	7082	27082 <sup>70</sup>	47082	6302	26302	N/R	N/R	N/R	
V6 3.5L 213 CID		N	1522 <sup>53</sup>	21522 <sup>70</sup>	41522	6917	26917	N/R	N/R	N/R	
V6 3.9L 237 CID		1	1522 <sup>53</sup>	21522 <sup>70</sup>	41522	6917	26917	N/R	N/R	N/R	

MERIVA

L4 1.8L 1796cc 110 CID (Mex.)			1040 <sup>53</sup>	21040 <sup>70</sup>	41040	200120	N/A	4472 4525 <sup>78</sup>	N/A N/A <sup>78</sup>	N/A N/A <sup>78</sup>	
-------------------------------	--	--	--------------------	---------------------	-------	--------	-----	----------------------------	--------------------------	--------------------------	--

MONTE CARLO

V6 3.5L 213 CID		N	1522 <sup>53</sup>	21522 <sup>70</sup>	41522	9115	29115	4780	224780	4234780	1
V6 3.5L 213 CID Flex		K	1522 <sup>53</sup>	21522 <sup>70</sup>	41522	9115	29115	4780	224780	4234780	1
V8 5.3L 325 CID		C	7060 <sup>53</sup>	27060 <sup>70</sup>	47060	9115	29115	4780	224780	4234780	1

OPTRA

L4 1.8L 1799cc (Mex.)	L79 LDA					2826	N/A	4902	N/A	N/A	
						2826	N/A	4902	N/A	N/A	
L4 2.0L 122 CID		Z	1040 <sup>53</sup>	21040 <sup>70</sup>	41040	2826	N/A	4902	N/A	N/A	
L4 2.0L 1991cc Diesel (Mex.)	LMN							4902	N/A	N/A	
L4 2.0L 1998cc (Mex.)			1040 <sup>53</sup>	21040 <sup>70</sup>	41040	2826	N/A	N/A	N/A	N/A	

REZZO

L4 1.6L 1598cc (Mex.)			1040 <sup>53</sup>	21040 <sup>70</sup>	41040	6831	26831	N/A	N/A	N/A	
-----------------------	--	--	--------------------	---------------------	-------	------	-------	-----	-----	-----	--

SILVERADO (UP TO 3500 SERIES)

V8 5.3L 325 CID Electric/Gas	LM7		7060 <sup>53</sup>	27060 <sup>70</sup>	47060	2487 <sup>284</sup> 2488 <sup>155</sup> 2488FR <sup>360</sup>	22487 <sup>284</sup> N/A <sup>155</sup> N/A <sup>360</sup>	230428	2230428	N/A	
------------------------------	-----	--	--------------------	---------------------	-------	---	--	--------	---------	-----	--

SILVERADO 3500

V8 5.7L 5733cc 350 CID (Mex.)	L31		1060 <sup>53</sup>	21060 <sup>70</sup>	41060	6678	26678	230428	2230428	N/A	
-------------------------------	-----	--	--------------------	---------------------	-------	------	-------	--------	---------	-----	--

SILVERADO CLASSIC SERIES (UP TO 3500 SERIES) CLASSIC

V6 4.3L 262CID	LU3	Z	1040 <sup>53</sup>	21040 <sup>70</sup>	41040	2487 <sup>284</sup> 2488 <sup>155</sup> 2488FR <sup>360</sup>	22487 <sup>284</sup> N/A <sup>155</sup> N/A <sup>360</sup>	230428	2230428	N/A	
V8 4.8L 294 CID	LR4	V	7060 <sup>53</sup>	27060 <sup>70</sup>	47060	2487 <sup>284</sup> 2488 <sup>155</sup> 2488FR <sup>360</sup>	22487 <sup>284</sup> N/A <sup>155</sup> N/A <sup>360</sup>	N/R	N/R	N/R	
V8 5.3L 323CID	LM7	T	7060 <sup>53</sup>	27060 <sup>70</sup>	47060	2487 2488 2488FR <sup>360</sup>	22487 N/A N/A <sup>360</sup>	N/R	N/R	N/R	
V8 5.3L 323 CID Flex	L59	Z	7060 <sup>53</sup>	27060 <sup>70</sup>	47060	2487 <sup>284</sup> 2488 <sup>155</sup> 2488FR <sup>360</sup>	22487 <sup>284</sup> N/A <sup>155</sup> N/A <sup>360</sup>	N/R	N/R	N/R	
V8 6.0L 364 CID	LQ4	U,N	7060 <sup>53</sup>	27060 <sup>70</sup>	47060	2487 <sup>284</sup> 2488 <sup>155</sup> 2488FR <sup>360</sup>	22487 <sup>284</sup> N/A <sup>155</sup> N/A <sup>360</sup>	N/R	N/R	N/R	
V8 6.6L 400 CID Turbo Diesel	LBZ	D	7202 <sup>53</sup>	27202 <sup>70</sup>	47202	9184 <sup>403</sup>	29184 <sup>403</sup>	N/R	N/R	N/R	
V8 8.1L 496 CID		G	7099	27099 <sup>70</sup>	47099	2487 <sup>284</sup> 2488 <sup>155</sup> 2488FR <sup>360</sup>	22487 <sup>284</sup> N/A <sup>155</sup> N/A <sup>360</sup>	N/R	N/R	N/R	

N/A = Not Available N/R = Not Required N/S = Not Servicable For cabin air locator chart, see pages 5-12 See pages 13-16 for footnotes

1) ProSelect - Normal Driving - Traditional Change Intervals 2) NAPA Gold - Severe Driving - OE Recommended intervals 3) NAPA Platinum - Harsh Driving - OE Recommend Intervals

N/A = Non disponible N/R = Non nécessaire N/S = Non réparable Voir le tableau des filtres et d'habitacle aux pages 5-12 Voir pages 13-16 pour des notes

1) NAPA ProSelect et Argent - Conduite normale - Intervalles normaux de remplacement 2) NAPA Or - Conduite difficile - Intervalles recommandés par FEO 3) NAPA Platine - Conduite très difficile - Intervalles recommandés par FEO

N/A = No disponible N/R = No requerido N/S = No Servicable Para el aire de la cabina y tabla de localización de filtro, consulte las páginas 5-12 Ver las páginas 13-16 para las notas al pie de página

1) NAPA ProSelect y Plata - Manejo normal - Intervalos normales de cambio 2) NAPA Oro - Manejo difícil - Intervalos recomendados por el OEM 3) NAPA Platino - Manejo muy difícil - Intervalos recomendados por el OEM

Italicized Part Numbers May Not Be Available.

Las piezas con números en *italicas* pueden no estar disponibles.

Les numéros de pièce en *italiques* peuvent ne pas être disponibles.

P  
a  
s  
s  
C  
a  
r  
L  
i  
g  
h  
t  
T  
r  
u  
c  
k  
O  
i  
l  
-  
A  
i  
r  
-  
C  
a  
b  
i  
n



## CHEVROLET 2007-2006

## Pass Car Light Truck - Oil - Air - Cabin

Year/Año/Année Model/Modelo/Modele Engine/Motor/Moteur	Eng. Code Código de motor Code moteur	VIN NIV NIV	GOLD Oil Aceite Huile	ProSelect Oil Aceite Huile	Platinum Oil Aceite Huile	GOLD Air Aire Air	ProSelect Air Aire Air	GOLD Cabin Air Cabina Aire Cabine Air	ProSelect Cabin Air Cabina Aire Cabine Air	Platinum Cabin Air Cabina Aire Cabine Air	Loc. Cabin Air Cabina Aire Cabine Air
--	---	-------------------	--------------------------------	-------------------------------------	------------------------------------	----------------------------	---------------------------------	--	---	--	--

## CHEVROLET (Cont'd/Suite)

**2007** (Cont'd/Suite)

## SILVERADO NEW SERIES (UP TO 3500 SERIES)

V6 4.3L 262CID	LU3	Z	1040 <sup>53</sup>	21040 <sup>70</sup>	41040	2487 <sup>284</sup> 2488 <sup>155</sup> 2488FR <sup>360</sup>	22487 <sup>284</sup> N/A <sup>155</sup> N/A <sup>360</sup>	230428	2230428	N/A	
V8 4.8L 294 CID	LY2	C	7060 <sup>53</sup>	27060 <sup>70</sup>	47060	2487 <sup>284</sup> 2488 <sup>155</sup> 2488FR <sup>360</sup>	22487 <sup>284</sup> N/A <sup>155</sup> N/A <sup>360</sup>	230428	2230428	N/A	
V8 5.3L 323CID	LY5,LH6	T	7060 <sup>53</sup>	27060 <sup>70</sup>	47060	2487 2488 2488FR <sup>360</sup>	22487 N/A N/A <sup>360</sup>	230428	2230428	N/A	
V8 5.3L 323 CID Flex	LC9,LMG	0,3	7060 <sup>53</sup>	27060 <sup>70</sup>	47060	2487 2488 2488FR <sup>360</sup>	22487 N/A N/A <sup>360</sup>	230428	2230428	N/A	
V8 6.0L 364 CID	LY6,L76	K,Y	7060 <sup>53</sup>	27060 <sup>70</sup>	47060	2487 <sup>284</sup> 2488 <sup>155</sup> 2488FR <sup>360</sup>	22487 <sup>284</sup> N/A <sup>155</sup> N/A <sup>360</sup>	230428	2230428	N/A	
V8 6.6L 400 CID Turbo Diesel	LMM	6	7202 <sup>53</sup>	27202 <sup>70</sup>	47202	9184 <sup>503</sup>	29184 <sup>503</sup>	230428	2230428	N/A	

## SUBURBAN (ALL)

V8 5.3L 323CID	LY5,LMG,LC9	T	7060 <sup>53</sup>	27060 <sup>70</sup>	47060	2487 <sup>284</sup> 2488 <sup>155</sup> 2488FR <sup>360</sup>	22487 <sup>284</sup> N/A <sup>155</sup> N/A <sup>360</sup>	230428 <sup>79</sup> N/A <sup>79</sup>	2230428 <sup>79</sup> N/A <sup>79</sup>	N/A <sup>79</sup> N/A <sup>79</sup>	
V8 6.0L 364 CID	L76	K	7060 <sup>53</sup>	27060 <sup>70</sup>	47060	2487 <sup>284</sup> 2488 <sup>155</sup> 2488FR <sup>360</sup>	22487 <sup>284</sup> N/A <sup>155</sup> N/A <sup>360</sup>	230428 <sup>79</sup> N/A <sup>79</sup>	2230428 <sup>79</sup> N/A <sup>79</sup>	N/A <sup>79</sup> N/A <sup>79</sup>	

## TAHOE

V8 4.8L 294 CID	LY2	C	7060 <sup>53</sup>	27060 <sup>70</sup>	47060	2487 <sup>284</sup> 2488 <sup>155</sup> 2488FR <sup>360</sup>	22487 <sup>284</sup> N/A <sup>155</sup> N/A <sup>360</sup>	230428	2230428	N/A	
V8 5.3L 323CID	LMG,LY5	T	7060 <sup>53</sup>	27060 <sup>70</sup>	47060	2487 <sup>284</sup> 2488 <sup>155</sup> 2488FR <sup>360</sup>	22487 <sup>284</sup> N/A <sup>155</sup> N/A <sup>360</sup>	230428	2230428	N/A	

## TORNADO

L4 1.8L (Mex.)			1040 <sup>53</sup>	21040 <sup>70</sup>	41040	200120	N/A	N/A	N/A	N/A	
----------------	--	--	--------------------	---------------------	-------	--------	-----	-----	-----	-----	--

## TRACKER

L4 2.0L (Mex.)			7145	27145	47145	6195	26195	N/A	N/A	N/A	
----------------	--	--	------	-------	-------	------	-------	-----	-----	-----	--

## TRAILBLAZER

L6 4.2L 256 CID		S	1522 <sup>53</sup>	21522 <sup>70</sup>	41522	2729	22729	N/R	N/R	N/R	
V8 5.3L 323CID	LH6	T	7060 <sup>53</sup>	27060 <sup>70</sup>	47060	2729	22729	N/R	N/R	N/R	
V8 6.0L 364 CID	LS2	H	7060 <sup>53</sup>	27060 <sup>70</sup>	47060	2729	22729	N/R	N/R	N/R	

## UPLANDER

V6 3.9L 3880cc 237 CID		1	1522 <sup>53</sup>	21522 <sup>70</sup>	41522	6302	26302	4161 <sup>79</sup>	224161 <sup>79</sup>	N/A <sup>79</sup>	5
V6 3.9L 3880cc 237 CID Flex	LGD		1522 <sup>53</sup>	21522 <sup>70</sup>	41522	6302	26302	4161 <sup>79</sup>	224161 <sup>79</sup>	N/A <sup>79</sup>	5

## VECTRA

V6 2.8L 2792cc Turbo (Mex.)			7090	27090	47090	206782	N/A	4472 4525 <sup>78</sup>	N/A N/A <sup>78</sup>	N/A N/A <sup>78</sup>	
-----------------------------	--	--	------	-------	-------	--------	-----	----------------------------	--------------------------	--------------------------	--

**2006**

## 400SS

V8 5.7L 5700cc (Mex.)			1061	21060	41060	2098	22098	N/A	N/A	N/A	
-----------------------	--	--	------	-------	-------	------	-------	-----	-----	-----	--

## ASTRA

L4 1.8L 1796cc (Mex.)			7143	N/A	N/A	9522	N/A	9364	N/A	N/A	
L4 2.0L 122 CID (Mex.)			1040 <sup>53</sup>	21040 <sup>70</sup>	41040	9522	N/A	N/A	N/A	N/A	
L4 2.0L 122 CID Turbo (Mex.)			7143	N/A	N/A	9522	N/A	9364	N/A	N/A	
L4 2.4L 146 CID (Mex.)			1040 <sup>53</sup>	21040 <sup>70</sup>	41040			N/A	N/A	N/A	
L4 2.4L 2405cc BI-Fuel (Mex.)			1040 <sup>53</sup>	21040 <sup>70</sup>	41040	9522	N/A	N/A	N/A	N/A	

N/A = Not Available N/R = Not Required N/S = Not Servicable For cabin air locator chart, see pages 5-12 See pages 13-16 for footnotes

1) ProSelect - Normal Driving - Traditional Change Intervals 2) NAPA Gold - Severe Driving - OE Recommended intervals 3) NAPA Platinum - Harsh Driving - OE Recommend Intervals

N/A = Non disponible N/R = Non nécessaire N/S = Non réparable Voir le tableau des filtres et d'habitacle aux pages 5-12 Voir pages 13-16 pour des notes

1) NAPA ProSelect et Argent - Conduite normale - Intervalles normaux de remplacement 2) NAPA Or - Conduite difficile - Intervalles recommandés par FEO 3) NAPA Platine - Conduite très difficile - Intervalles recommandés par FEO

N/A = No disponible N/R = No requerido N/S = No Servicable Para el aire de la cabina y tabla de localización de filtro, consulte las páginas 5-12 Ver las páginas 13-16 para las notas al pie de página

1) NAPA ProSelect y Plata - Manejo normal - Intervalos normales de cambio 2) NAPA Oro - Manejo difícil - Intervalos recomendados por el OEM 3) NAPA Platino - Manejo muy difícil - Intervalos recomendados por el OEM

*Italicized Part Numbers May Not Be Available.*

Las piezas con números en *italicas* pueden no estar disponibles.  
Les numéros de pièce en *italiques* peuvent ne pas être disponibles.



Pass Car Light Truck - Oil - Air - Cabin

CHEVROLET 2006

Year/Año/Année Model/Modelo/Modèle Engine/Motor/Moteur	Eng. Code Código de motor Code moteur	VIN NIV NIV	GOLD Oil Aceite Huile	ProSelect Oil Aceite Huile	Platinum Oil Aceite Huile	GOLD Air Aire Air	ProSelect Air Aire Air	GOLD Cabin Air Cabina Aire Cabine Air	ProSelect Cabin Air Cabina Aire Cabine Air	Platinum Cabin Air Cabina Aire Cabine Air	Loc. Cabin Air Cabina Aire Cabine Air
--	---	-------------------	--------------------------------	-------------------------------------	------------------------------------	----------------------------	---------------------------------	--	---	--	--

CHEVROLET (Cont'd/Suite)

**2006** (Cont'd/Suite)

**AVALANCHE**

V8 5.3L 323 CID Flex		Z	1042 <sup>53</sup>	21042 <sup>70</sup>	41042	2487 <sup>284</sup> 2488 <sup>155</sup> 2488FR <sup>360</sup>	22487 <sup>284</sup> N/A <sup>155</sup> N/A <sup>360</sup>	N/R	N/R	N/R	
V8 8.1L 496 CID		G	7099	27099 <sup>70</sup>	47099	2487 <sup>284</sup> 2488 <sup>155</sup> 2488FR <sup>360</sup>	22487 <sup>284</sup> N/A <sup>155</sup> N/A <sup>360</sup>	N/R	N/R	N/R	

**AVEO**

L4 1.4L 85CID (Mex.)	F14D3		1040 <sup>53</sup>	21040 <sup>70</sup>	41040	2831	22831	4685	224685	N/A	
L4 1.6L 1598cc (Mex.)			1040 <sup>53</sup>	21040 <sup>70</sup>	41040	2831	22831	4685	224685	N/A	
L4 1.6L 98 CID		6	1040 <sup>53</sup>	21040 <sup>70</sup>	41040	2831	22831	4685	224685	N/A	3

**CAPTIVA**

V6 3.2L 3195cc (Mex.)								N/A	N/A	N/A	
-----------------------	--	--	--	--	--	--	--	-----	-----	-----	--

**CELTA**

L4 1.6L 1597cc (Mex.)			1040 <sup>53</sup>	21040 <sup>70</sup>	41040	N/A	N/A	N/A	N/A	N/A	
-----------------------	--	--	--------------------	---------------------	-------	-----	-----	-----	-----	-----	--

**CHEVY**

L4 1.6L 1597cc (Mex.)			1040 <sup>53</sup>	21040 <sup>70</sup>	41040	200038	N/A	4472	N/A	N/A	
-----------------------	--	--	--------------------	---------------------	-------	--------	-----	------	-----	-----	--

**CHEVY C2**

L4 1.6L 1597cc (Mex.)			1040 <sup>53</sup>	21040 <sup>70</sup>	41040	200038	N/A	4472 4525 <sup>78</sup>	N/A N/A <sup>78</sup>	N/A N/A <sup>78</sup>	
-----------------------	--	--	--------------------	---------------------	-------	--------	-----	----------------------------	--------------------------	--------------------------	--

**CHEYENNE**

V8 5.3L 5328cc 325 CID Flex (Mex.)	LH6		7060 <sup>53</sup>	27060 <sup>70</sup>	47060	2487	22487	N/A	N/A	N/A	
------------------------------------	-----	--	--------------------	---------------------	-------	------	-------	-----	-----	-----	--

**COBALT**

L4 2.0L 122 CID Super Charged		P	7082	27082 <sup>70</sup>	47082	2736	N/A	4882	224882	4234882	3
L4 2.2L 2198cc 134 CID	L61	F	7082	27082 <sup>70</sup>	47082	9117	29117	4882	224882	4234882	3
L4 2.4L 145 CID		B	7082	27082 <sup>70</sup>	47082	9117	29117	4882	224882	4234882	3

**COLORADO**

L4 2.8L 2770cc 169 CID		8	1042 <sup>53</sup>	21042 <sup>70</sup>	41042	2013	22013	N/R	N/R	N/R	
L5 3.5L 3460cc 211 CID		6	1522 <sup>53</sup>	21522 <sup>70</sup>	41522	2013	22013	N/R	N/R	N/R	

**CORSA**

L4 1.8L 1796cc (Mex.)			1040 <sup>53</sup>	21040 <sup>70</sup>	41040	200120	N/A	4472 4525 <sup>78</sup>	N/A N/A <sup>78</sup>	N/A N/A <sup>78</sup>	
-----------------------	--	--	--------------------	---------------------	-------	--------	-----	----------------------------	--------------------------	--------------------------	--

**CORVETTE**

V8 6.0L 5967cc 364 CID		U	1042 <sup>53</sup>	21042 <sup>70</sup>	41042	2821	N/A	4480 <sup>164</sup>	224480 <sup>164</sup>	N/A <sup>164</sup>	1
V8 7.0L 427 CID		E	7060 <sup>53</sup>	27060 <sup>70</sup>	47060	9997	N/A	4480 <sup>164</sup>	224480 <sup>164</sup>	N/A <sup>164</sup>	1

**EPICA**

V6 2.5L 152 CID		5	7046	N/A	N/A			N/A	N/A	N/A	
-----------------	--	---	------	-----	-----	--	--	-----	-----	-----	--

**EQUINOX**

V6 3.4L 207 CID		F	1040 <sup>53</sup>	21040 <sup>70</sup>	41040	6902	26902	4872	224872	N/A	1
-----------------	--	---	--------------------	---------------------	-------	------	-------	------	--------	-----	---

**EXPRESS VAN (UP TO 4500 SERIES)**

V6 4.3L 262CID	LU3	Z	1040 <sup>53</sup>	21040 <sup>70</sup>	41040	6573	26573	N/R	N/R	N/R	
V8 4.8L 294 CID	LR4	V	1042 <sup>53</sup>	21042 <sup>70</sup>	41042	6573	26573	N/R	N/R	N/R	
V8 5.3L 323CID	LM7	T	1042 <sup>53</sup>	21042 <sup>70</sup>	41042	6573	26573	N/R	N/R	N/R	
V8 6.0L 364 CID	LQ4	U	1042 <sup>53</sup>	21042 <sup>70</sup>	41042	6573	26573	N/R	N/R	N/R	
V8 6.6L 400 CID Turbo Diesel		2	7202 <sup>53</sup>	27202 <sup>70</sup>	47202	9154	N/A	N/R	N/R	N/R	

**HHR**

L4 2.2L 2189cc 134 CID		D	7082	27082 <sup>70</sup>	47082	9064	29064	4882	224882	4234882	3
L4 2.4L 145 CID		P	7082	27082 <sup>70</sup>	47082	9064	29064	4882	224882	4234882	3

**IMPALA**

V6 3.5L 213 CID		K	1522 <sup>53</sup>	21522 <sup>70</sup>	41522	9115	29115	4780	224780	4234780	1
V6 3.9L 237 CID		1	1522 <sup>53</sup>	21522 <sup>70</sup>	41522	9115	29115	4780	224780	4234780	1
V8 5.3L 325 CID		C	1042 <sup>53</sup>	21042 <sup>70</sup>	41042	9115	29115	4780	224780	4234780	1

N/A = Not Available N/R = Not Required N/S = Not Servicable For cabin air locator chart, see pages 5-12 See pages 13-16 for footnotes

1) ProSelect - Normal Driving - Traditional Change Intervals 2) NAPA Gold - Severe Driving - OE Recommended intervals 3) NAPA Platinum - Harsh Driving - OE Recommend Intervals

N/A = Non disponible N/R = Non nécessaire N/S = Non réparable Voir le tableau des filtres et d'habitacle aux pages 5-12 Voir pages 13-16 pour des notes

1) NAPA ProSelect et Argent - Conduite normale - Intervalles normaux de remplacement 2) NAPA Or - Conduite difficile - Intervalles recommandés par FEO 3) NAPA Platine - Conduite très difficile - Intervalles recommandés par FEO

N/A = No disponible N/R = No requerido N/S = No Servicable Para el aire de la cabina y tabla de localización de filtro, consulte las páginas 5-12 Ver las páginas 13-16 para las notas al pie de página

1) NAPA ProSelect y Plata - Manejo normal - Intervalles normales de cambio 2) NAPA Oro - Manejo difícil - Intervalles recomendados por el OEM 3) NAPA Platino - Manejo muy difícil - Intervalles recomendados por el OEM

*Italicized Part Numbers May Not Be Available.*

Las piezas con números en *italicas* pueden no estar disponibles.

Les numéros de pièce en *italiques* peuvent ne pas être disponibles.

P  
a  
s  
s  
C  
a  
r  
L  
i  
g  
h  
t  
T  
r  
u  
c  
k  
O  
i  
l  
-  
A  
i  
r  
-  
C  
a  
b  
i  
n



CHEVROLET 2006

Pass Car Light Truck - Oil - Air - Cabin

Year/Año/Année Model/Modelo/Modele Engine/Motor/Moteur	Eng. Code Código de motor Code moteur	VIN NIV NIV	GOLD Oil Aceite Huile	ProSelect Oil Aceite Huile	Platinum Oil Aceite Huile	GOLD Air Aire Air	ProSelect Air Aire Air	GOLD Cabin Air Cabina Aire Cabine Air	ProSelect Cabin Air Cabina Aire Cabine Air	Platinum Cabin Air Cabina Aire Cabine Air	Loc. Cabin Air Cabina Aire Cabine Air
--	---	-------------------	--------------------------------	-------------------------------------	------------------------------------	----------------------------	---------------------------------	--	---	--	--

CHEVROLET (Cont'd/Suite)

2006 (Cont'd/Suite)

JOY

L4 1.6L 1597cc (Mex.)			1040 <sup>53</sup>	21040 <sup>70</sup>	41040	N/A	N/A	N/A	N/A	N/A	
-----------------------	--	--	--------------------	---------------------	-------	-----	-----	-----	-----	-----	--

LUV

L4 2.2L 2200cc (Mex.)			1334 <sup>53</sup>	21334 <sup>70</sup>	41334	6006	26006	N/A	N/A	N/A	
-----------------------	--	--	--------------------	---------------------	-------	------	-------	-----	-----	-----	--

MALIBU

L4 2.2L 134 CID	L61	F	7082	27082 <sup>70</sup>	47082	6302	26302	N/R	N/R	N/R	
V6 3.5L 213 CID		8	1040 <sup>53</sup>	21040 <sup>70</sup>	41040	6302	26302	N/R	N/R	N/R	
V6 3.5L 3490cc 213 CID (Mex.)	LZ4		1522 <sup>53</sup>	21522 <sup>70</sup>	41522	6917	26917	N/A	N/A	N/A	
V6 3.9L 237 CID		1	1522 <sup>53</sup>	21522 <sup>70</sup>	41522	6917	26917	N/R	N/R	N/R	

MALIBU MAXX

V6 3.5L 213 CID		8	1040 <sup>53</sup>	21040 <sup>70</sup>	41040	6302	26302	N/R	N/R	N/R	
V8 3.9L 238 CID		1	1522 <sup>53</sup>	21522 <sup>70</sup>	41522	6917	26917	N/R	N/R	N/R	

MATIZ

L4 1.0L (Mex.)			1056 <sup>53</sup>	N/A <sup>70</sup>	N/A			N/A	N/A	N/A	
----------------	--	--	--------------------	-------------------	-----	--	--	-----	-----	-----	--

MERIVA

L4 1.8L 1796cc 110 CID (Mex.)			1040 <sup>53</sup>	21040 <sup>70</sup>	41040	200120	N/A	4472 4525 <sup>78</sup>	N/A N/A <sup>78</sup>	N/A N/A <sup>78</sup>	
-------------------------------	--	--	--------------------	---------------------	-------	--------	-----	----------------------------	--------------------------	--------------------------	--

MONTE CARLO

V6 3.5L 213 CID		N	1522 <sup>53</sup>	21522 <sup>70</sup>	41522	9115	29115	4780	224780	4234780	1
V6 3.5L 213 CID Flex		K	1522 <sup>53</sup>	21522 <sup>70</sup>	41522	9115	29115	4780	224780	4234780	1
V6 3.9L 237 CID		1	1522 <sup>53</sup>	21522 <sup>70</sup>	41522	9115	29115	4780	224780	4234780	1
V8 5.3L 325 CID		C	1042 <sup>53</sup>	21042 <sup>70</sup>	41042	9115	29115	4780	224780	4234780	1

OPTRA

L4 1.8L 1799cc (Mex.)	L79 LDA					2826	N/A	4902	N/A	N/A	
L4 2.0L 122 CID		Z	1040 <sup>53</sup>	21040 <sup>70</sup>	41040	2826	N/A	4902	N/A	N/A	
L4 2.0L 1991cc Diesel (Mex.)	LMN							4902	N/A	N/A	
L4 2.0L 1998cc (Mex.)			1040 <sup>53</sup>	21040 <sup>70</sup>	41040	2826	N/A	N/A	N/A	N/A	

REZZO

L4 1.6L 1598cc (Mex.)			1040 <sup>53</sup>	21040 <sup>70</sup>	41040	6831	26831	N/A	N/A	N/A	
-----------------------	--	--	--------------------	---------------------	-------	------	-------	-----	-----	-----	--

S10 PICKUP

V6 3.5L (Mex.)			1040 <sup>53</sup>	21040 <sup>70</sup>	41040			N/A	N/A	N/A	
V6 3.9L (Mex.)			1522 <sup>53</sup>	21522 <sup>70</sup>	41522			N/A	N/A	N/A	

SILVERADO (UP TO 3500 SERIES)

V6 4.3L 262CID	LU3	Z	1040 <sup>53</sup>	21040 <sup>70</sup>	41040	2488 <sup>155</sup> 2488FR <sup>360</sup>	N/A <sup>155</sup> N/A <sup>360</sup>	4805 <sup>166</sup>	224805 <sup>166</sup>	4234805 <sup>166</sup>	
V8 4.8L 294 CID	LR4	V	1042 <sup>53</sup>	21042 <sup>70</sup>	41042	2487 2488 <sup>155</sup> 2488FR <sup>360</sup>	22487 N/A <sup>155</sup> N/A <sup>360</sup>	4805 <sup>166</sup>	224805 <sup>166</sup>	4234805 <sup>166</sup>	
V8 4.8L 4807cc (Mex.)	LY2		7060 <sup>53</sup>	27060 <sup>70</sup>	47060	2487	22487	N/A	N/A	N/A	
V8 5.3L 323CID	L59	T	1042 <sup>53</sup>	21042 <sup>70</sup>	41042	2487 2488 2488FR <sup>360</sup>	22487 N/A N/A <sup>360</sup>	4805 <sup>166</sup>	224805 <sup>166</sup>	4234805 <sup>166</sup>	
V8 5.3L 325 CID Electric/Gas	LM7	T	1042 <sup>53</sup>	21042 <sup>70</sup>	41042	2487 <sup>284</sup> 2488 <sup>155</sup> 2488FR <sup>360</sup>	22487 <sup>284</sup> N/A <sup>155</sup> N/A <sup>360</sup>	4805 <sup>166</sup>	224805 <sup>166</sup>	4234805 <sup>166</sup>	
V8 5.3L 325 CID Electric/Gas	LM7		1042 <sup>53</sup>	21042 <sup>70</sup>	41042	2487 2488 2488FR <sup>360</sup>	22487 N/A N/A <sup>360</sup>	4805	224805	4234805	
V8 5.7L 5733cc 350 CID (Mex.)	L31		1060 <sup>53</sup>	21060 <sup>70</sup>	41060	2487	22487	N/A	N/A	N/A	
V8 6.0L 364 CID	LQ4	U,N	1042 <sup>53</sup>	21042 <sup>70</sup>	41042	2487 <sup>284</sup> 2488 <sup>155</sup> 2488FR <sup>360</sup>	22487 <sup>284</sup> N/A <sup>155</sup> N/A <sup>360</sup>	4805 <sup>166</sup>	224805 <sup>166</sup>	4234805 <sup>166</sup>	
V8 6.6L 400 CID Turbo Diesel		2,D	7202 <sup>53</sup>	27202 <sup>70</sup>	47202	9184 <sup>503</sup>	29184 <sup>503</sup>	4805 <sup>166</sup>	224805 <sup>166</sup>	4234805 <sup>166</sup>	

N/A = Not Available N/R = Not Required N/S = Not Servicable For cabin air locator chart, see pages 5-12 See pages 13-16 for footnotes

1) ProSelect - Normal Driving - Traditional Change Intervals 2) NAPA Gold - Severe Driving - OE Recommended Intervals 3) NAPA Platinum - Harsh Driving - OE Recommend Intervals

N/A = Non disponible N/R = Non nécessaire N/S = Non réparable Voir le tableau des filtres et d'habitacle aux pages 5-12 Voir pages 13-16 pour des notes

1) NAPA ProSelect et Argent - Conduite normale - Intervalles normaux de remplacement 2) NAPA Or - Conduite difficile - Intervalles recommandés par FEO 3) NAPA Platine - Conduite très difficile - Intervalles recommandés par FEO

N/A = No disponible N/R = No requerido N/S = No Servicable Para el aire de la cabina y tabla de localización de filtro, consulte las páginas 5-12 Ver las páginas 13-16 para las notas al pie de página

1) NAPA ProSelect y Plata - Manejo normal - Intervalos normales de cambio 2) NAPA Oro - Manejo difícil - Intervalos recomendados por el OEM 3) NAPA Platino - Manejo muy difícil - Intervalos recomendados por el OEM

*Italicized Part Numbers May Not Be Available.*

Las piezas con números en *italicas* pueden no estar disponibles.  
Les numéros de pièce en *italiques* peuvent ne pas être disponibles.



Pass Car Light Truck - Oil - Air - Cabin

CHEVROLET 2006

Year/Año/Année Model/Modelo/Modèle Engine/Motor/Moteur	Eng. Code Código de motor Code moteur	VIN NIV NIV	GOLD Oil Aceite Huile	ProSelect Oil Aceite Huile	Platinum Oil Aceite Huile	GOLD Air Aire Air	ProSelect Air Aire Air	GOLD Cabin Air Cabina Aire Cabine Air	ProSelect Cabin Air Cabina Aire Cabine Air	Platinum Cabin Air Cabina Aire Cabine Air	Loc. Cabin Air Cabina Aire Cabine Air
--	---	-------------------	--------------------------------	-------------------------------------	------------------------------------	----------------------------	---------------------------------	--	---	--	--

CHEVROLET (Cont'd/Suite)

**2006** (Cont'd/Suite)

SILVERADO (UP TO 3500 SERIES) (Cont'd/Suite)

V8 8.1L 496 CID		G	7099	27099 <sup>70</sup>	47099	2487 <sup>284</sup> 2488 <sup>155</sup> 2488FR <sup>360</sup>	22487 <sup>284</sup> N/A <sup>155</sup> N/A <sup>360</sup>	4805 <sup>166</sup>	224805 <sup>166</sup>	4234805 <sup>166</sup>	
-----------------	--	---	------	---------------------	-------	---	--	---------------------	-----------------------	------------------------	--

SILVERADO 3500

V8 5.7L 5733cc 350 CID (Mex.)	L31		1060 <sup>53</sup>	21060 <sup>70</sup>	41060	6678	26678	230428	2230428	N/A	
-------------------------------	-----	--	--------------------	---------------------	-------	------	-------	--------	---------	-----	--

SONORA

V8 5.3L 5300cc (Mex.)			1522 <sup>53</sup>	21522 <sup>70</sup>	41522	2487	22487	N/A	N/A	N/A	
V8 5.7L 5700cc (Mex.)			1060 <sup>53</sup>	21060 <sup>70</sup>	41060	2487	22487	N/A	N/A	N/A	

SPARK

L4 1.0L (Mex.)			1056 <sup>53</sup>	N/A <sup>70</sup>	N/A			N/A	N/A	N/A	
----------------	--	--	--------------------	-------------------	-----	--	--	-----	-----	-----	--

SSR

V8 6.0L 364 CID	LS2	H	1042 <sup>53</sup>	21042 <sup>70</sup>	41042	6144	26144	N/R	N/R	N/R	
-----------------	-----	---	--------------------	---------------------	-------	------	-------	-----	-----	-----	--

SUBURBAN (ALL)

V8 5.3L 323 CID Flex	L59	Z	1042 <sup>53</sup>	21042 <sup>70</sup>	41042	2487 <sup>284</sup> 2488 <sup>155</sup> 2488FR <sup>360</sup>	22487 <sup>284</sup> N/A <sup>155</sup> N/A <sup>360</sup>	N/R	N/R	N/R	
V8 6.0L 364 CID	LQ4	U	1042 <sup>53</sup>	21042 <sup>70</sup>	41042	2487 <sup>284</sup> 2488 <sup>155</sup> 2488FR <sup>360</sup>	22487 <sup>284</sup> N/A <sup>155</sup> N/A <sup>360</sup>	N/R	N/R	N/R	
V8 8.1L 496 CID		G	7099	27099 <sup>70</sup>	47099	2487 <sup>284</sup> 2488 <sup>155</sup> 2488FR <sup>360</sup>	22487 <sup>284</sup> N/A <sup>155</sup> N/A <sup>360</sup>	N/R	N/R	N/R	

TAHOE

V8 4.8L 294 CID	LR4	V	1042 <sup>53</sup>	21042 <sup>70</sup>	41042	2487 <sup>284</sup> 2488 <sup>155</sup> 2488FR <sup>360</sup>	22487 <sup>284</sup> N/A <sup>155</sup> N/A <sup>360</sup>	N/R	N/R	N/R	
V8 5.3L 323CID	LM7	T	1042 <sup>53</sup>	21042 <sup>70</sup>	41042	2487 <sup>284</sup> 2488 <sup>155</sup> 2488FR <sup>360</sup>	22487 <sup>284</sup> N/A <sup>155</sup> N/A <sup>360</sup>	N/R	N/R	N/R	
V8 5.3L 323 CID Flex	L59	Z	1042 <sup>53</sup>	21042 <sup>70</sup>	41042	2487 <sup>284</sup> 2488 <sup>155</sup> 2488FR <sup>360</sup>	22487 <sup>284</sup> N/A <sup>155</sup> N/A <sup>360</sup>	N/R	N/R	N/R	

TORNADO

L4 1.8L (Mex.)			1040 <sup>53</sup>	21040 <sup>70</sup>	41040	200120	N/A	N/A	N/A	N/A	
----------------	--	--	--------------------	---------------------	-------	--------	-----	-----	-----	-----	--

TRACKER

L4 2.0L (Mex.)			7145	27145	47145	6195	26195	N/A	N/A	N/A	
----------------	--	--	------	-------	-------	------	-------	-----	-----	-----	--

TRAILBLAZER

L6 4.2L 256 CID		S	1522 <sup>53</sup>	21522 <sup>70</sup>	41522	2729	22729	N/R	N/R	N/R	
V8 5.3L 323CID	LH6	T	1042 <sup>53</sup>	21042 <sup>70</sup>	41042	2729	22729	N/R	N/R	N/R	
V8 6.0L 364 CID	LS2	H	1042 <sup>53</sup>	21042 <sup>70</sup>	41042	2729	22729	N/R	N/R	N/R	

UPLANDER

V6 3.5L 213 CID		L	1040 <sup>53</sup>	21040 <sup>70</sup>	41040	6302	26302	4161 <sup>79</sup>	224161 <sup>79</sup>	N/A <sup>79</sup>	5
V6 3.9L 3880cc 237 CID		1	1522 <sup>53</sup>	21522 <sup>70</sup>	41522	6302	26302	4161 <sup>79</sup>	224161 <sup>79</sup>	N/A <sup>79</sup>	5

VECTRA

L4 2.2L 2171cc (Mex.)			7082	27082	47082	206782	N/A	4525	N/A	N/A	
V6 2.8L 2792cc Turbo (Mex.)			7090	27090	47090	206782	N/A	4472 4525 <sup>78</sup>	N/A N/A <sup>78</sup>	N/A N/A <sup>78</sup>	
V6 3.2L 3175CC (Mex.)			7082	27082	47082	206782	N/A	4525	N/A	N/A	

ZAFIRA

L4 1.8 L 1796cc (Mex.)			1040 <sup>53</sup> Spin-on 7033 <sup>53</sup> Cart.	21040 <sup>70</sup> Spin-on 27033 <sup>70</sup> Cart.	41040 Spin-on N/A Cart.	9522	N/A	9364	N/A	N/A	
------------------------	--	--	--	--	----------------------------------	------	-----	------	-----	-----	--

N/A = Not Available N/R = Not Required N/S = Not Servicable For cabin air locator chart, see pages 5-12 See pages 13-16 for footnotes

1) ProSelect - Normal Driving - Traditional Change Intervals 2) NAPA Gold - Severe Driving - OE Recommended intervals 3) NAPA Platinum - Harsh Driving - OE Recommend Intervals

N/A = Non disponible N/R = Non nécessaire N/S = Non réparable Voir le tableau des filtres et d'habitacle aux pages 5-12 Voir pages 13-16 pour des notes

1) NAPA ProSelect et Argent - Conduite normale - Intervalles normaux de remplacement 2) NAPA Or - Conduite difficile - Intervalles recommandés par FEO 3) NAPA Platine - Conduite très difficile - Intervalles recommandés par FEO

N/A = No disponible N/R = No requerido N/S = No Servicable Para el aire de la cabina y tabla de localización de filtro, consulte las páginas 5-12 Ver las páginas 13-16 para las notas al pie de página

1) NAPA ProSelect y Plata - Manejo normal - Intervalos normales de cambio 2) NAPA Oro - Manejo difícil - Intervalos recomendados por el OEM 3) NAPA Platino - Manejo muy difícil - Intervalos recomendados por el OEM

*Italicized Part Numbers May Not Be Available.*

Las piezas con números en *italicas* pueden no estar disponibles.

Les numéros de pièce en *italiques* peuvent ne pas être disponibles.

P  
a  
s  
s  
C  
a  
r  
L  
i  
g  
h  
t  
T  
r  
u  
c  
k  
O  
i  
l  
-  
A  
i  
r  
-  
C  
a  
b  
i  
n



## CHEVROLET 2006-2005

## Pass Car Light Truck - Oil - Air - Cabin

Year/Año/Année Model/Modelo/Modelo Engine/Motor/Moteur	Eng. Code Código de motor Code moteur	VIN NIV NIV	GOLD Oil Aceite Huile	ProSelect Oil Aceite Huile	Platinum Oil Aceite Huile	GOLD Air Aire Air	ProSelect Air Aire Air	GOLD Cabin Air Cabina Aire Cabine Air	ProSelect Cabin Air Cabina Aire Cabine Air	Platinum Cabin Air Cabina Aire Cabine Air	Loc. Cabin Air Cabina Aire Cabine Air
--	---	-------------------	--------------------------------	-------------------------------------	------------------------------------	----------------------------	---------------------------------	--	---	--	--

## CHEVROLET (Cont'd/Suite)

## 2006 (Cont'd/Suite)

## ZAFIRA (Cont'd/Suite)

L4 2.2L 2198cc 134CID *ECOTEC* (Mex.)			7082	27082	47082	9522	N/A	9364	N/A	N/A	
---------------------------------------	--	--	------	-------	-------	------	-----	------	-----	-----	--

## 2005

## ASTRA

L4 1.8 L 1796cc (Mex.)			7033	27033	N/A	9522	N/A	9364	N/A	N/A	
L4 2.0L 122 CID (Mex.)			1040 <sup>53</sup>	21040 <sup>70</sup>	41040	9522	N/A	N/A	N/A	N/A	
L4 2.4L 146 CID (Mex.)			1040 <sup>53</sup>	21040 <sup>70</sup>	41040	9522	N/A	N/A	N/A	N/A	
L4 2.4L 2405cc BI-Fuel (Mex.)			1040 <sup>53</sup>	21040 <sup>70</sup>	41040	9522	N/A	N/A	N/A	N/A	

## ASTRO

V6 4.3L 262CID		Z	1040 <sup>53</sup>	21040 <sup>70</sup>	41040	6117	26117	N/R	N/R	N/R	
----------------	--	---	--------------------	---------------------	-------	------	-------	-----	-----	-----	--

## AVALANCHE

V8 5.3L 323CID		T	1042 <sup>53</sup>	21042 <sup>70</sup>	41042	2487 2488 2488FR <sup>240</sup>	22487 N/A <sup>360</sup>	4814	224814	N/A	
V8 5.3L 323 CID Flex		Z	1042 <sup>53</sup>	21042 <sup>70</sup>	41042	2487 <sup>284</sup> 2488 <sup>155</sup> 2488FR <sup>360</sup>	22487 <sup>284</sup> N/A <sup>155</sup> N/A <sup>360</sup>	4814	224814	N/A	
V8 8.1L 496 CID		G	7099	27099 <sup>70</sup>	47099	2487 <sup>284</sup> 2488 <sup>155</sup> 2488FR <sup>360</sup>	22487 <sup>284</sup> N/A <sup>155</sup> N/A <sup>360</sup>	4814	224814	N/A	

## AVEO

L4 1.4L 85CID (Mex.)	F14D3		1040 <sup>53</sup>	21040 <sup>70</sup>	41040	2831	22831	4685	224685	N/A	
L4 1.6L 1598cc (Mex.)			1040 <sup>53</sup>	21040 <sup>70</sup>	41040	2831	22831	4685	224685	N/A	
L4 1.6L 98 CID	6		1040 <sup>53</sup>	21040 <sup>70</sup>	41040	2831	22831	4685	224685	N/A	3

## BLAZER

V6 4.3L 262CID	LU3	Z	1036 <sup>53</sup> 4WD 1040 <sup>53</sup> 2WD	21036 <sup>70</sup> 4WD 21040 <sup>70</sup> 2WD	41036 41040 41040 2WD	6117	26117	N/R	N/R	N/R	
----------------	-----	---	--	--	--------------------------------	------	-------	-----	-----	-----	--

## CAVALIER

L4 2.2L 2190cc (Mex.)	LN2		1040 <sup>53</sup>	21040 <sup>70</sup>	41040	6503	26503	N/A	N/A	N/A	
L4 2.2L 2198cc BioFuel (Mex.)	L61		7082	27082	47082	6503	26503	N/R	N/R	N/R	
L4 2.2L 2198cc 134 CID	L61	F	7082	27082 <sup>70</sup>	47082	6503	26503	N/R	N/R	N/R	
L4 2.4L 145 CID			7082	27082	47082	6503	26503	N/R	N/R	N/R	

## CELTA

L4 1.6L 1597cc (Mex.)			1040 <sup>53</sup>	21040 <sup>70</sup>	41040	N/A	N/A	N/A	N/A	N/A	
-----------------------	--	--	--------------------	---------------------	-------	-----	-----	-----	-----	-----	--

## CHEVY

L4 1.6L 1597cc (Mex.)			1040 <sup>53</sup>	21040 <sup>70</sup>	41040	200038	N/A	4472	N/A	N/A	
-----------------------	--	--	--------------------	---------------------	-------	--------	-----	------	-----	-----	--

## CHEVY C2

L4 1.6L 1597cc (Mex.)			1040 <sup>53</sup>	21040 <sup>70</sup>	41040	200038	N/A	4472 4525 <sup>78</sup>	N/A N/A <sup>78</sup>	N/A N/A <sup>78</sup>	
-----------------------	--	--	--------------------	---------------------	-------	--------	-----	----------------------------	--------------------------	--------------------------	--

## CHEYENNE

V8 5.3L 5328cc 325 CID Flex (Mex.)	LMG		1042 <sup>53</sup>	21042 <sup>70</sup>	41042	2487	22487	N/A	N/A	N/A	
------------------------------------	-----	--	--------------------	---------------------	-------	------	-------	-----	-----	-----	--

## CLASSIC

L4 2.2L 2198cc 134 CID	L61	F	7082	27082 <sup>70</sup>	47082	6035	26035	N/R	N/R	N/R	
------------------------	-----	---	------	---------------------	-------	------	-------	-----	-----	-----	--

## COBALT

L4 2.2L 2198cc 134 CID	L61	F	7082	27082 <sup>70</sup>	47082	9117	29117	4882	224882	4234882	3
------------------------	-----	---	------	---------------------	-------	------	-------	------	--------	---------	---

## COBALT SS

L4 2.0L 134 CID Super Charged		P	7082	27082 <sup>70</sup>	47082	2736	N/A	4882	224882	4234882	3
-------------------------------	--	---	------	---------------------	-------	------	-----	------	--------	---------	---

## COLORADO

L4 2.8L 2770cc 169 CID		8	1042 <sup>53</sup>	21042 <sup>70</sup>	41042	2013	22013	N/R	N/R	N/R	
------------------------	--	---	--------------------	---------------------	-------	------	-------	-----	-----	-----	--

N/A = Not Available N/R = Not Required N/S = Not Servicable For cabin air locator chart, see pages 5-12 See pages 13-16 for footnotes

1) ProSelect - Normal Driving - Traditional Change Intervals 2) NAPA Gold - Severe Driving - OE Recommended Intervals 3) NAPA Platinum - Harsh Driving - OE Recommend Intervals

1) N/A = Non disponible N/R = Non nécessaire N/S = Non réparable Voir le tableau des filtres et d'habitacle aux pages 5-12 Voir pages 13-16 pour des notes

1) NAPA ProSelect et Argent - Conduite normale - Intervalles normaux de remplacement 2) NAPA Or - Conduite difficile - Intervalles recommandés par FEO 3) NAPA Platine - Conduite très difficile - Intervalles recommandés par FEO

N/A = No disponible N/R = No requerido N/S = No Servicable Para el aire de la cabina y tabla de localización de filtro, consulte las páginas 5-12 Ver las páginas 13-16 para las notas al pie de página

1) NAPA ProSelect y Plata - Manejo normal - Intervalos normales de cambio 2) NAPA Oro - Manejo difícil - Intervalos recomendados por el OEM 3) NAPA Platino - Manejo muy difícil - Intervalos recomendados por el OEM

*Italicized Part Numbers May Not Be Available.*

Las piezas con números en *italicas* pueden no estar disponibles.  
Les numéros de pièce en *italiques* peuvent ne pas être disponibles.





Pass Car Light Truck - Oil - Air - Cabin

CHEVROLET 2005

Year/Año/Année Model/Modelo/Modèle Engine/Motor/Moteur	Eng. Code Código de motor Code moteur	VIN NIV NIV	GOLD Oil Aceite Huile	ProSelect Oil Aceite Huile	Platinum Oil Aceite Huile	GOLD Air Aire Air	ProSelect Air Aire Air	GOLD Cabin Air Cabina Aire Cabine Air	ProSelect Cabin Air Cabina Aire Cabine Air	Platinum Cabin Air Cabina Aire Cabine Air	Loc. Cabin Air Cabina Aire Cabine Air
--	---	-------------------	--------------------------------	-------------------------------------	------------------------------------	----------------------------	---------------------------------	--	---	--	--

CHEVROLET (Cont'd/Suite)

**2005** (Cont'd/Suite)

**COLORADO (Cont'd/Suite)**

L5 3.5L 3460cc 211 CID		6	1522 <sup>53</sup>	21522 <sup>70</sup>	41522	2013	22013	N/R	N/R	N/R	
------------------------	--	---	--------------------	---------------------	-------	------	-------	-----	-----	-----	--

**CORSA**

L4 1.8L 1796cc (Mex.)			1040 <sup>53</sup>	21040 <sup>70</sup>	41040	200120	N/A	4472 4525 <sup>78</sup>	N/A N/A <sup>78</sup>	N/A N/A <sup>78</sup>	
-----------------------	--	--	--------------------	---------------------	-------	--------	-----	----------------------------	--------------------------	--------------------------	--

**CORVETTE**

V8 6.0L 5967cc 364 CID		U	1042 <sup>53</sup>	21042 <sup>70</sup>	41042	2821	N/A	4480 <sup>78</sup>	224480 <sup>78</sup>	N/A <sup>78</sup>	1
------------------------	--	---	--------------------	---------------------	-------	------	-----	--------------------	----------------------	-------------------	---

**EPICA**

V6 2.5L 152 CID		5	7046	N/A	N/A			N/A	N/A	N/A	
-----------------	--	---	------	-----	-----	--	--	-----	-----	-----	--

**EQUINOX**

V6 3.4L 207 CID		E	1040 <sup>53</sup>	21040 <sup>70</sup>	41040	6902	26902	4872	224872	N/A	1
-----------------	--	---	--------------------	---------------------	-------	------	-------	------	--------	-----	---

**EXPRESS VAN (UP TO 4500 SERIES)**

V6 4.3L 262CID	LU3	Z	1040 <sup>53</sup>	21040 <sup>70</sup>	41040	6573	26573	N/R	N/R	N/R	
V8 4.8L 294 CID	LR4	V	1042 <sup>53</sup>	21042 <sup>70</sup>	41042	6573	26573	N/R	N/R	N/R	
V8 5.3L 323CID	LM7	T	1042 <sup>53</sup>	21042 <sup>70</sup>	41042	6573	26573	N/R	N/R	N/R	
V8 6.0L 364 CID		U	1042 <sup>53</sup>	21042 <sup>70</sup>	41042	6573	26573	N/R	N/R	N/R	
V8 6.0L 364 CID CNG		U	1042 <sup>53</sup>	21042 <sup>70</sup>	41042	6573	26573	N/R	N/R	N/R	

**IMPALA**

V6 3.4L 207 CID		E	1040 <sup>53</sup>	21040 <sup>70</sup>	41040	6153	26153	4780	224780	4234780	1
V6 3.8L 231 CID		K	1040 <sup>53</sup>	21040 <sup>70</sup>	41040	6153	26153	4780	224780	4234780	1
V6 3.8L 231 CID Super Charged		1	1040 <sup>53</sup>	21040 <sup>70</sup>	41040	6153	26153	4780	224780	4234780	1

**JOY**

L4 1.6L 1597cc (Mex.)			1040 <sup>53</sup>	21040 <sup>70</sup>	41040	N/A	N/A	N/A	N/A	N/A	
-----------------------	--	--	--------------------	---------------------	-------	-----	-----	-----	-----	-----	--

**LUV**

L4 2.2L 2200cc (Mex.)			1334 <sup>53</sup>	21334 <sup>70</sup>	41334	6006	26006	N/A	N/A	N/A	
-----------------------	--	--	--------------------	---------------------	-------	------	-------	-----	-----	-----	--

**MALIBU**

L4 2.2L 134 CID	L61	F	7082	27082 <sup>70</sup>	47082	6302 New Body Style 6035 Old Body Style 6302	26302 New Body Style 26035 Old Body Style 26302	N/R	N/R	N/R	
V6 3.5L 213 CID		8	1040 <sup>53</sup>	21040 <sup>70</sup>	41040			N/R	N/R	N/R	

**MALIBU MAXX**

V6 3.5L 213 CID		8	1040 <sup>53</sup>	21040 <sup>70</sup>	41040	6302	26302	N/R	N/R	N/R	
-----------------	--	---	--------------------	---------------------	-------	------	-------	-----	-----	-----	--

**MATIZ**

L4 1.0L (Mex.)			1056 <sup>53</sup>	N/A <sup>70</sup>	N/A			N/A	N/A	N/A	
----------------	--	--	--------------------	-------------------	-----	--	--	-----	-----	-----	--

**MERIVA**

L4 1.8L 1796cc 110 CID (Mex.)			1040 <sup>53</sup>	21040 <sup>70</sup>	41040	200120	N/A	4472 4525 <sup>78</sup>	N/A N/A <sup>78</sup>	N/A N/A <sup>78</sup>	
-------------------------------	--	--	--------------------	---------------------	-------	--------	-----	----------------------------	--------------------------	--------------------------	--

**MONTE CARLO**

V6 3.4L 207 CID		E	1040 <sup>53</sup>	21040 <sup>70</sup>	41040	6153	26153	4780	224780	4234780	1
V6 3.8L 231 CID		K	1040 <sup>53</sup>	21040 <sup>70</sup>	41040	6153	26153	4780	224780	4234780	1
V6 3.8L 231 CID Super Charged		1	1040 <sup>53</sup>	21040 <sup>70</sup>	41040	6153	26153	4780	224780	4234780	1

**OPTRA**

L4 1.8L 1799cc (Mex.)	L79 LDA					2826	N/A	4902	N/A	N/A	
L4 2.0L 122 CID		Z	1040 <sup>53</sup>	21040 <sup>70</sup>	41040	2826	N/A	4902	N/A	N/A	
L4 2.0L 1998cc (Mex.)			1040 <sup>53</sup>	21040 <sup>70</sup>	41040	2826	N/A	N/A	N/A	N/A	

**REZZO**

L4 1.6L 1598cc (Mex.)			1040 <sup>53</sup>	21040 <sup>70</sup>	41040	6831	26831	N/A	N/A	N/A	
-----------------------	--	--	--------------------	---------------------	-------	------	-------	-----	-----	-----	--

**S10 PICKUP**

L4 2.2L 2200cc (Mex.)						6139	26139	N/A	N/A	N/A	
-----------------------	--	--	--	--	--	------	-------	-----	-----	-----	--

N/A = Not Available N/R = Not Required N/S = Not Servicable For cabin air locator chart, see pages 5-12 See pages 13-16 for footnotes

1) ProSelect - Normal Driving - Traditional Change Intervals 2) NAPA Gold - Severe Driving - OE Recommended intervals 3) NAPA Platinum - Harsh Driving - OE Recommend Intervals

N/A = Non disponible N/R = Non nécessaire N/S = Non réparable Voir le tableau des filtres et d'habitacle aux pages 5-12 Voir pages 13-16 pour des notes

1) NAPA ProSelect et Argent - Conduite normale - Intervalles normaux de remplacement 2) NAPA Or - Conduite difficile - Intervalles recommandés par FEO 3) NAPA Platine - Conduite très difficile - Intervalles recommandés par FEO

N/A = No disponible N/R = No requerido N/S = No Servicable Para el aire de la cabina y tabla de localización de filtro, consulte las páginas 5-12 Ver las páginas 13-16 para las notas al pie de página

1) NAPA ProSelect y Plata - Manejo normal - Intervalos normales de cambio 2) NAPA Oro - Manejo difícil - Intervalos recomendados por el OEM 3) NAPA Platino - Manejo muy difícil - Intervalos recomendados por el OEM

*Italicized Part Numbers May Not Be Available.*

Las piezas con números en *italicas* pueden no estar disponibles.

Les numéros de pièce en *italiques* peuvent ne pas être disponibles.

P  
a  
s  
s  
C  
a  
r  
L  
i  
g  
h  
t  
T  
r  
u  
c  
k  
O  
i  
l  
-  
A  
i  
r  
-  
C  
a  
b  
i  
n



## CHEVROLET 2005

## Pass Car Light Truck - Oil - Air - Cabin

Year/Año/Année Model/Modelo/Modèle Engine/Motor/Moteur	Eng. Code Código de motor Code moteur	VIN NIV NIV	GOLD Oil Aceite Huile	ProSelect Oil Aceite Huile	Platinum Oil Aceite Huile	GOLD Air Aire Air	ProSelect Air Aire Air	GOLD Cabin Air Cabina Aire Cabine Air	ProSelect Cabin Air Cabina Aire Cabine Air	Platinum Cabin Air Cabina Aire Cabine Air	Loc. Cabin Air Cabina Aire Cabine Air
--	---	-------------------	--------------------------------	-------------------------------------	------------------------------------	----------------------------	---------------------------------	--	---	--	--

## CHEVROLET (Cont'd/Suite)

## 2005 (Cont'd/Suite)

## SILVERADO (UP TO 3500 SERIES)

V6 4.3L 262CID	LU3	Z	1040 <sup>53</sup>	21040 <sup>70</sup>	41040	2487 <sup>284</sup> 2488 <sup>155</sup> 2488FR <sup>360</sup>	22487 <sup>284</sup> N/A <sup>155</sup> N/A <sup>360</sup>	4805 <sup>166</sup>	224805 <sup>166</sup>	4234805 <sup>166</sup>	
V8 4.8L 294 CID	LR4	V	1042 <sup>53</sup>	21042 <sup>70</sup>	41042	2487 <sup>284</sup> 2488 <sup>155</sup> 2488FR <sup>360</sup>	22487 <sup>284</sup> N/A <sup>155</sup> N/A <sup>360</sup>	4805 <sup>166</sup>	224805 <sup>166</sup>	4234805 <sup>166</sup>	
V8 5.3L 323CID	LM7	T	1042 <sup>53</sup>	21042 <sup>70</sup>	41042	2487 <sup>284</sup> 2488 <sup>155</sup> 2488FR <sup>360</sup>	22487 <sup>284</sup> N/A <sup>155</sup> N/A <sup>360</sup>	4805 <sup>166</sup>	224805 <sup>166</sup>	4234805 <sup>166</sup>	
V8 5.3L 323 CID Flex	L59	Z	1042 <sup>53</sup>	21042 <sup>70</sup>	41042	2487 2488 2488FR <sup>360</sup>	22487 N/A N/A <sup>360</sup>	4805 <sup>166</sup>	224805 <sup>166</sup>	4234805 <sup>166</sup>	
V8 5.3L 325 CID Electric/Gas	LM7		1042 <sup>53</sup>	21042 <sup>70</sup>	41042	2487 2488 2488FR <sup>360</sup>	22487 N/A N/A <sup>360</sup>	4805	224805	4234805	
V8 5.7L 5733cc 350 CID (Mex.)	L31		1060 <sup>53</sup>	21060 <sup>70</sup>	41060	2487	22487	N/A	N/A	N/A	
V8 6.0L 364 CID	LQ4	U,N	1042 <sup>53</sup>	21042 <sup>70</sup>	41042	2487 <sup>284</sup> 2488 <sup>155</sup> 2488FR <sup>360</sup>	22487 <sup>284</sup> N/A <sup>155</sup> N/A <sup>360</sup>	4805 <sup>166</sup>	224805 <sup>166</sup>	4234805 <sup>166</sup>	
V8 6.6L 400 CID Turbo Diesel		1,2	7202 <sup>53</sup>	27202 <sup>70</sup>	47202	6678	26678	4805	224805	4234805	
V8 8.1L 496 CID		G	7099	27099 <sup>70</sup>	47099	2487 <sup>284</sup> 2488 <sup>155</sup> 2488FR <sup>360</sup>	22487 <sup>284</sup> N/A <sup>155</sup> N/A <sup>360</sup>	4805	224805	4234805	

## SILVERADO 3500

V8 5.7L 5733cc 350 CID (Mex.)	L31		1060 <sup>53</sup>	21060 <sup>70</sup>	41060	6678	26678	230428	2230428	N/A	
-------------------------------	-----	--	--------------------	---------------------	-------	------	-------	--------	---------	-----	--

## SONORA

V8 5.3L 5300cc (Mex.)			1522 <sup>53</sup>	21522 <sup>70</sup>	41522	2487	22487	N/A	N/A	N/A	
V8 5.7L 5700cc (Mex.)			1060 <sup>53</sup>	21060 <sup>70</sup>	41060	2487	22487	N/A	N/A	N/A	

## SPARK

L4 1.0L (Mex.)			1056 <sup>53</sup>	N/A <sup>70</sup>	N/A			N/A	N/A	N/A	
----------------	--	--	--------------------	-------------------	-----	--	--	-----	-----	-----	--

## SSR

V8 6.0L 364 CID	LS2	H	1042 <sup>53</sup>	21042 <sup>70</sup>	41042	6144	26144	N/R	N/R	N/R	
-----------------	-----	---	--------------------	---------------------	-------	------	-------	-----	-----	-----	--

## SUBURBAN (ALL)

V8 5.3L 323CID	LM7	T	1042 <sup>53</sup>	21042 <sup>70</sup>	41042	2487 <sup>284</sup> 2488 <sup>155</sup> 2488FR <sup>360</sup>	22487 <sup>284</sup> N/A <sup>155</sup> N/A <sup>360</sup>	N/R	N/R	N/R	
V8 5.3L 323 CID Flex	L59	Z	1042 <sup>53</sup>	21042 <sup>70</sup>	41042	2487 2488 2488FR <sup>360</sup>	22487 N/A N/A <sup>360</sup>	N/R	N/R	N/R	
V8 6.0L 364 CID	LQ4	U	1042 <sup>53</sup>	21042 <sup>70</sup>	41042	2487 <sup>284</sup> 2488 <sup>155</sup> 2488FR <sup>360</sup>	22487 <sup>284</sup> N/A <sup>155</sup> N/A <sup>360</sup>	N/R	N/R	N/R	
V8 8.1L 496 CID		G	7099	27099 <sup>70</sup>	47099	2487 <sup>284</sup> 2488 <sup>155</sup> 2488FR <sup>360</sup>	22487 <sup>284</sup> N/A <sup>155</sup> N/A <sup>360</sup>	N/R	N/R	N/R	

## TAHOE

V8 4.8L 294 CID	LR4	V	1042 <sup>53</sup>	21042 <sup>70</sup>	41042	2487 <sup>284</sup> 2488 <sup>155</sup> 2488FR <sup>360</sup>	22487 <sup>284</sup> N/A <sup>155</sup> N/A <sup>360</sup>	N/R	N/R	N/R	
V8 5.3L 323CID	L59	T	1042 <sup>53</sup>	21042 <sup>70</sup>	41042	2487 <sup>284</sup> 2488 <sup>155</sup> 2488FR <sup>360</sup>	22487 <sup>284</sup> N/A <sup>155</sup> N/A <sup>360</sup>	N/R	N/R	N/R	
	LM7	T	1042 <sup>53</sup>	21042 <sup>70</sup>	41042	2487 <sup>284</sup> 2488 <sup>155</sup> 2488FR <sup>360</sup>	22487 <sup>284</sup> N/A <sup>155</sup> N/A <sup>360</sup>	N/R	N/R	N/R	

N/A = Not Available N/R = Not Required N/S = Not Servicable For cabin air locator chart, see pages 5-12 See pages 13-16 for footnotes

1) ProSelect - Normal Driving - Traditional Change Intervals 2) NAPA Gold - Severe Driving - OE Recommended Intervals 3) NAPA Platinum - Harsh Driving - OE Recommend Intervals

1) N/A Non disponible N/R = Non nécessaire N/S = Non réparable Voir le tableau des filtres et d'habitacle aux pages 5-12 Voir pages 13-16 pour des notes

1) NAPA ProSelect et Argent - Conduite normale - Intervalles normaux de remplacement 2) NAPA Or - Conduite difficile - Intervalles recommandés par FEO 3) NAPA Platine - Conduite très difficile - Intervalles recommandés par FEO

N/A = No disponible N/R = No requerido N/S = No Servicable Para el aire de la cabina y tabla de localización de filtro, consulte las páginas 5-12 Ver las páginas 13-16 para las notas al pie de página

1) NAPA ProSelect y Plata - Manejo normal - Intervalos normales de cambio 2) NAPA Oro - Manejo difícil - Intervalos recomendados por el OEM 3) NAPA Platino - Manejo muy difícil - Intervalos recomendados por el OEM

*Italicized Part Numbers May Not Be Available.*

Las piezas con números en *italicas* pueden no estar disponibles.  
Les numéros de pièce en *italiques* peuvent ne pas être disponibles.



Pass Car Light Truck - Oil - Air - Cabin

CHEVROLET 2005-2004

Year/Año/Année Model/Modelo/Modèle Engine/Motor/Moteur	Eng. Code Código de motor Code moteur	VIN NIV NIV	GOLD Oil Aceite Huile	ProSelect Oil Aceite Huile	Platinum Oil Aceite Huile	GOLD Air Aire Air	ProSelect Air Aire Air	GOLD Cabin Air Cabina Aire Cabine Air	ProSelect Cabin Air Cabina Aire Cabine Air	Platinum Cabin Air Cabina Aire Cabine Air	Loc. Cabin Air Cabina Aire Cabine Air
--	---	-------------------	--------------------------------	-------------------------------------	------------------------------------	----------------------------	---------------------------------	--	---	--	--

CHEVROLET (Cont'd/Suite)

**2005** (Cont'd/Suite)

**TORNADO**

L4 1.8L (Mex.)			1040 <sup>53</sup>	21040 <sup>70</sup>	41040	200120	N/A	4472 4525 <sup>78</sup>	N/A N/A <sup>78</sup>	N/A N/A <sup>79</sup>	
----------------	--	--	--------------------	---------------------	-------	--------	-----	----------------------------	--------------------------	--------------------------	--

**TRACKER**

L4 2.0L (Mex.)			7145	27145	47145	6195	26195	N/A	N/A	N/A	
----------------	--	--	------	-------	-------	------	-------	-----	-----	-----	--

**TRAILBLAZER**

L6 4.2L 256 CID		S	1522 <sup>53</sup>	21522 <sup>70</sup>	41522	2729	22729	N/R	N/R	N/R	
V8 5.3L 323CID	LH6	T	1042 <sup>53</sup>	21042 <sup>70</sup>	41042	2729	22729	N/R	N/R	N/R	

**UPLANDER**

V6 3.5L 213 CID		L	1040 <sup>53</sup>	21040 <sup>70</sup>	41040	6302	26302	4161 <sup>79</sup>	224161 <sup>79</sup>	N/A <sup>79</sup>	5
-----------------	--	---	--------------------	---------------------	-------	------	-------	--------------------	----------------------	-------------------	---

**VECTRA**

L4 2.0L 1998cc (Mex.)			1040 <sup>53</sup>	21040 <sup>70</sup>	41040	N/A	N/A	4865	224865	N/A	
L4 2.2L 2171cc (Mex.)			7082	27082	47082	206782	N/A	4525	N/A	N/A	
V6 3.2L 3175CC (Mex.)			7082	27082	47082	206782	N/A	4525	N/A	N/A	

**VENTURE VAN**

V6 3.4L 207 CID		E	1040 <sup>53</sup>	21040 <sup>70</sup>	41040	6302	26302	4161 <sup>79</sup>	224161 <sup>79</sup>	N/A <sup>79</sup>	5
-----------------	--	---	--------------------	---------------------	-------	------	-------	--------------------	----------------------	-------------------	---

**ZAFIRA**

L4 1.8 L 1796cc (Mex.)			1040 <sup>53</sup> Spin-on 7033 <sup>53</sup> Cart.	21040 <sup>70</sup> Spin-on 27033 <sup>70</sup> Cart.	41040 Spin-on N/A Cart.	9522	N/A	9364	N/A	N/A	
L4 2.2L 2198cc 134CID "ECOTEC" (Mex.)			7082	27082	47082	9522	N/A	9364	N/A	N/A	

**2004**

**ASTRA**

L4 1.8 L 1796cc (Mex.)			7033	27033	N/A	9522	N/A	9364	N/A	N/A	
L4 2.0L 122 CID (Mex.)			1040 <sup>53</sup>	21040 <sup>70</sup>	41040	9522	N/A	N/A	N/A	N/A	
L4 2.2L 2198cc 134CID "ECOTEC" (Mex.)			7082	27082	47082	9522	N/A	N/A	N/A	N/A	
L4 2.4L 146 CID (Mex.)			1040 <sup>53</sup>	21040 <sup>70</sup>	41040	9522	N/A	N/A	N/A	N/A	
L4 2.4L 2405cc BI-Fuel (Mex.)			1040 <sup>53</sup>	21040 <sup>70</sup>	41040	9522	N/A	N/A	N/A	N/A	

**ASTRO**

V6 4.3L 262CID		Z	1040 <sup>53</sup>	21040 <sup>70</sup>	41040	6117	26117	N/R	N/R	N/R	
----------------	--	---	--------------------	---------------------	-------	------	-------	-----	-----	-----	--

**AVALANCHE**

V8 5.3L 323CID		T	1042 <sup>53</sup>	21042 <sup>70</sup>	41042	2487 <sup>284</sup> 2488 <sup>155</sup> 2488FR <sup>360</sup>	22487 <sup>284</sup> N/A <sup>155</sup> N/A <sup>360</sup>	4814	224814	N/A	3
V8 5.3L 323 CID Flex		Z	1042 <sup>53</sup>	21042 <sup>70</sup>	41042	2487 <sup>284</sup> 2488 <sup>155</sup> 2488FR <sup>360</sup>	22487 <sup>284</sup> N/A <sup>155</sup> N/A <sup>360</sup>	4814	224814	N/A	3
V8 8.1L 496 CID		G	7099	27099 <sup>70</sup>	47099	2487 <sup>284</sup> 2488 <sup>155</sup> 2488FR <sup>360</sup>	22487 <sup>284</sup> N/A <sup>155</sup> N/A <sup>360</sup>	4814	224814	N/A	3

**AVEO**

L4 1.6L 1598cc (Mex.)			1040 <sup>53</sup>	21040 <sup>70</sup>	41040	2831	22831	4685	224685	N/A	
L4 1.6L 98 CID		6	1040 <sup>53</sup>	21040 <sup>70</sup>	41040	2831	22831	4685	224685	N/A	3

**BLAZER**

V6 4.3L 262CID	LU3	Z	1036 <sup>53</sup> 4WD 1040 <sup>53</sup> 2WD	21036 <sup>70</sup> 4WD 21040 <sup>70</sup> 2WD	41036 4WD 41040 2WD	6117	26117	N/R	N/R	N/R	
----------------	-----	---	--	--	------------------------------	------	-------	-----	-----	-----	--

**CAVALIER**

L4 2.2L 134 CID BioFuel		6	7082	27082 <sup>70</sup>	47082	6503	26503	N/R	N/R	N/R	
-------------------------	--	---	------	---------------------	-------	------	-------	-----	-----	-----	--

N/A = Not Available N/R = Not Required N/S = Not Servicable For cabin air locator chart, see pages 5-12 See pages 13-16 for footnotes

1) ProSelect - Normal Driving - Traditional Change Intervals 2) NAPA Gold - Severe Driving - OE Recommended intervals 3) NAPA Platinum - Harsh Driving - OE Recommend Intervals

N/A = Non disponible N/R = Non nécessaire N/S = Non réparable Voir le tableau des filtres et d'habitacle aux pages 5-12 Voir pages 13-16 pour des notes

1) NAPA ProSelect et Argent - Conduite normale - Intervalles normaux de remplacement 2) NAPA Or - Conduite difficile - Intervalles recommandés par FEO 3) NAPA Platine - Conduite très difficile - Intervalles recommandés par FEO

N/A = No disponible N/R = No requerido N/S = No Servicable Para el aire de la cabina y tabla de localización de filtro, consulte las páginas 5-12 Ver las páginas 13-16 para las notas al pie de página

1) NAPA ProSelect y Plata - Manejo normal - Intervalos normales de cambio 2) NAPA Oro - Manejo difícil - Intervalos recomendados por el OEM 3) NAPA Platino - Manejo muy difícil - Intervalos recomendados por el OEM

*Italicized Part Numbers May Not Be Available.*

Las piezas con números en *italicas* pueden no estar disponibles.

Les numéros de pièce en *italiques* peuvent ne pas être disponibles.

P  
a  
s  
s  
C  
a  
r  
L  
i  
g  
h  
t  
T  
r  
u  
c  
k  
O  
i  
l  
-  
A  
i  
r  
-  
C  
a  
b  
i  
n



CHEVROLET 2004

Pass Car Light Truck - Oil - Air - Cabin

Year/Año/Année Model/Modelo/Modele Engine/Motor/Moteur	Eng. Code Código de motor Code moteur	VIN NIV NIV	GOLD Oil Aceite Huile	ProSelect Oil Aceite Huile	Platinum Oil Aceite Huile	GOLD Air Aire Air	ProSelect Air Aire Air	GOLD Cabin Air Cabina Aire Cabine Air	ProSelect Cabin Air Cabina Aire Cabine Air	Platinum Cabin Air Cabina Aire Cabine Air	Loc. Cabin Air Cabina Aire Cabine Air
--	---	-------------------	--------------------------------	-------------------------------------	------------------------------------	----------------------------	---------------------------------	--	---	--	--

CHEVROLET (Cont'd/Suite)

2004 (Cont'd/Suite)

CAVALIER (Cont'd/Suite)

L4 2.2L 2198cc 134 CID	L61	F	7082	27082 <sup>70</sup>	47082	6503	26503	N/R	N/R	N/R	
------------------------	-----	---	------	---------------------	-------	------	-------	-----	-----	-----	--

CELTA

L4 1.6L 1597cc (Mex.)			1040 <sup>53</sup>	21040 <sup>70</sup>	41040	N/A	N/A	N/A	N/A	N/A	
-----------------------	--	--	--------------------	---------------------	-------	-----	-----	-----	-----	-----	--

CHEVY

L4 1.6L 1597cc (Mex.)			1040 <sup>53</sup>	21040 <sup>70</sup>	41040	200038	N/A	4472	N/A	N/A	
-----------------------	--	--	--------------------	---------------------	-------	--------	-----	------	-----	-----	--

CHEVY C2

L4 1.6L 1597cc (Mex.)			1040 <sup>53</sup>	21040 <sup>70</sup>	41040	200038	N/A	4472 4525 <sup>78</sup>	N/A N/A <sup>78</sup>	N/A N/A <sup>78</sup>	
-----------------------	--	--	--------------------	---------------------	-------	--------	-----	----------------------------	--------------------------	--------------------------	--

CHEVY SEDAN

L4 1.6L 1597cc (Mex.)			1040 <sup>53</sup>	21040 <sup>70</sup>	41040			N/A	N/A	N/A	
-----------------------	--	--	--------------------	---------------------	-------	--	--	-----	-----	-----	--

CHEYENNE

V8 5.3L 5328cc 325 CID Flex (Mex.)	LMG		1042 <sup>53</sup>	21042 <sup>70</sup>	41042	2487	22487	N/A	N/A	N/A	
------------------------------------	-----	--	--------------------	---------------------	-------	------	-------	-----	-----	-----	--

CLASSIC

L4 2.2L 2198cc 134 CID	L61	F	7082	27082 <sup>70</sup>	47082	6035	26035	N/R	N/R	N/R	
------------------------	-----	---	------	---------------------	-------	------	-------	-----	-----	-----	--

COLORADO

L4 2.8L 2770cc 169 CID		8	1042 <sup>53</sup>	21042 <sup>70</sup>	41042	2013	22013	N/R	N/R	N/R	
------------------------	--	---	--------------------	---------------------	-------	------	-------	-----	-----	-----	--

L5 3.5L 3460cc 211 CID		6	1522 <sup>53</sup>	21522 <sup>70</sup>	41522	2013	22013	N/R	N/R	N/R	
------------------------	--	---	--------------------	---------------------	-------	------	-------	-----	-----	-----	--

CORSA

L4 1.8L 1796cc (Mex.)			1040 <sup>53</sup>	21040 <sup>70</sup>	41040	200120	N/A	4472 4525 <sup>78</sup>	N/A N/A <sup>78</sup>	N/A N/A <sup>78</sup>	
-----------------------	--	--	--------------------	---------------------	-------	--------	-----	----------------------------	--------------------------	--------------------------	--

CORVETTE

V8 5.7L 346 CID		G,S	1042 <sup>53</sup>	21042 <sup>70</sup>	41042	6144	26144	N/R	N/R	N/R	
-----------------	--	-----	--------------------	---------------------	-------	------	-------	-----	-----	-----	--

EPICA

V6 2.5L 152 CID		5	7046	N/A	N/A			N/A	N/A	N/A	
-----------------	--	---	------	-----	-----	--	--	-----	-----	-----	--

EQUINOX

V6 3.4L 207 CID (Mex.)		F	1040 <sup>53</sup>	21040 <sup>70</sup>	41040	6902	26902	4872	224872	N/A	1
------------------------	--	---	--------------------	---------------------	-------	------	-------	------	--------	-----	---

EXPRESS VAN (UP TO 4500 SERIES)

V6 4.3L 262CID	LU3	Z	1040 <sup>53</sup>	21040 <sup>70</sup>	41040	6573	26573	N/R	N/R	N/R	
----------------	-----	---	--------------------	---------------------	-------	------	-------	-----	-----	-----	--

V8 4.8L 294 CID	LR4	V	1042 <sup>53</sup>	21042 <sup>70</sup>	41042	6573	26573	N/R	N/R	N/R	
-----------------	-----	---	--------------------	---------------------	-------	------	-------	-----	-----	-----	--

V8 5.3L 323CID	LM7	T	1042 <sup>53</sup>	21042 <sup>70</sup>	41042	6573	26573	N/R	N/R	N/R	
----------------	-----	---	--------------------	---------------------	-------	------	-------	-----	-----	-----	--

V8 6.0L 364 CID		U	1042 <sup>53</sup>	21042 <sup>70</sup>	41042	6573	26573	N/R	N/R	N/R	
-----------------	--	---	--------------------	---------------------	-------	------	-------	-----	-----	-----	--

V8 6.0L 364 CID CNG		U	1042 <sup>53</sup>	21042 <sup>70</sup>	41042	6573	26573	N/R	N/R	N/R	
---------------------	--	---	--------------------	---------------------	-------	------	-------	-----	-----	-----	--

IMPALA

V6 3.4L 207 CID		E	1040 <sup>53</sup>	21040 <sup>70</sup>	41040	6153	26153	4780	224780	4234780	1
-----------------	--	---	--------------------	---------------------	-------	------	-------	------	--------	---------	---

V6 3.8L 231 CID		K	1040 <sup>53</sup>	21040 <sup>70</sup>	41040	6153	26153	4780	224780	4234780	1
-----------------	--	---	--------------------	---------------------	-------	------	-------	------	--------	---------	---

V6 3.8L 231 CID Super Charged		1	1040 <sup>53</sup>	21040 <sup>70</sup>	41040	6153	26153	4780	224780	4234780	1
-------------------------------	--	---	--------------------	---------------------	-------	------	-------	------	--------	---------	---

JOY

L4 1.6L 1597cc (Mex.)			1040 <sup>53</sup>	21040 <sup>70</sup>	41040	N/A	N/A	N/A	N/A	N/A	
-----------------------	--	--	--------------------	---------------------	-------	-----	-----	-----	-----	-----	--

LUV

L4 2.2L 2200cc (Mex.)			1334 <sup>53</sup>	21334 <sup>70</sup>	41334	6006	26006	N/A	N/A	N/A	
-----------------------	--	--	--------------------	---------------------	-------	------	-------	-----	-----	-----	--

MALIBU

L4 2.2L 134 CID	L61	F	7082	27082 <sup>70</sup>	47082	6302 New Body Style 6035 Old Body Style	26302 New Body Style 26035 Old Body Style	N/R	N/R	N/R	
-----------------	-----	---	------	---------------------	-------	--	--	-----	-----	-----	--

V6 3.5L 213 CID		8	1040 <sup>53</sup>	21040 <sup>70</sup>	41040	6302	26302	N/R	N/R	N/R	
-----------------	--	---	--------------------	---------------------	-------	------	-------	-----	-----	-----	--

MALIBU MAXX

V6 3.5L 213 CID		8	1040 <sup>53</sup>	21040 <sup>70</sup>	41040	6302	26302	N/R	N/R	N/R	
-----------------	--	---	--------------------	---------------------	-------	------	-------	-----	-----	-----	--

MATIZ

L4 1.0L (Mex.)			1056 <sup>53</sup>	N/A <sup>70</sup>	N/A			N/A	N/A	N/A	
----------------	--	--	--------------------	-------------------	-----	--	--	-----	-----	-----	--

N/A = Not Available N/R = Not Required N/S = Not Servicable For cabin air locator chart, see pages 5-12 See pages 13-16 for footnotes

1) ProSelect - Normal Driving - Traditional Change Intervals 2) NAPA Gold - Severe Driving - OE Recommended intervals 3) NAPA Platinum - Harsh Driving - OE Recommend Intervals

N/A = Non disponible N/R = Non nécessaire N/S = Non réparable Voir le tableau des filtres et d'habitacle aux pages 5-12 Voir pages 13-16 pour des notes

1) NAPA ProSelect et Argent - Conduite normale - Intervalles normaux de remplacement 2) NAPA Or - Conduite difficile - Intervalles recommandés par FEO 3) NAPA Platine - Conduite très difficile - Intervalles recommandés par FEO

N/A = No disponible N/R = No requerido N/S = No Servicable Para el aire de la cabina y tabla de localización de filtro, consulte las páginas 5-12 Ver las páginas 13-16 para las notas al pie de página

1) NAPA ProSelect y Plata - Manejo normal - Intervalos normales de cambio 2) NAPA Oro - Manejo difícil - Intervalos recomendados por el OEM 3) NAPA Platino - Manejo muy difícil - Intervalos recomendados por el OEM

*Italicized Part Numbers May Not Be Available.*

Las piezas con números en *italicas* pueden no estar disponibles.  
Les numéros de pièce en *italiques* peuvent ne pas être disponibles.



Pass Car Light Truck - Oil - Air - Cabin

CHEVROLET 2004

Year/Año/Année Model/Modelo/Modèle Engine/Motor/Moteur	Eng. Code Código de motor Code moteur	VIN NIV NIV	GOLD Oil Aceite Huile	ProSelect Oil Aceite Huile	Platinum Oil Aceite Huile	GOLD Air Aire Air	ProSelect Air Aire Air	GOLD Cabin Air Cabina Aire Cabine Air	ProSelect Cabin Air Cabina Aire Cabine Air	Platinum Cabin Air Cabina Aire Cabine Air	Loc. Cabin Air Cabina Aire Cabine Air
--	---	-------------------	--------------------------------	-------------------------------------	------------------------------------	----------------------------	---------------------------------	--	---	--	--

CHEVROLET (Cont'd/Suite)

**2004** (Cont'd/Suite)

**MERIVA**

L4 1.8L 1796cc 110 CID (Mex.)			1040 <sup>53</sup>	21040 <sup>70</sup>	41040	200120	N/A	4472 4525 <sup>78</sup>	N/A N/A <sup>78</sup>	N/A N/A <sup>78</sup>	
-------------------------------	--	--	--------------------	---------------------	-------	--------	-----	----------------------------	--------------------------	--------------------------	--

**MONTE CARLO**

V6 3.4L 207 CID		E	1040 <sup>53</sup>	21040 <sup>70</sup>	41040	6153	26153	4780	224780	4234780	1
V6 3.8L 231 CID		K	1040 <sup>53</sup>	21040 <sup>70</sup>	41040	6153	26153	4780	224780	4234780	1
V6 3.8L 231 CID Super Charged		1	1040 <sup>53</sup>	21040 <sup>70</sup>	41040	6153	26153	4780	224780	4234780	1

**OPTRA**

L4 1.8L 1799cc (Mex.)	L79 LDA					2826	N/A	4902	N/A	N/A	
L4 2.0L 122 CID		Z	1040 <sup>53</sup>	21040 <sup>70</sup>	41040	2826	N/A	4902	N/A	N/A	
L4 2.0L 1998cc (Mex.)			1040 <sup>53</sup>	21040 <sup>70</sup>	41040	2826	N/A	N/A	N/A	N/A	

**S10 PICKUP**

L4 2.2L (Mex.)			7082	27082	47082	6139	26139	N/A	N/A	N/A	
V6 4.3L 262CID	LU3	Z	1040 <sup>53</sup> 2WD 1036 <sup>53</sup> 4WD	21040 <sup>70</sup> 2WD 21036 <sup>70</sup> 4WD	41040 2WD 41036 4WD	6117	26117	N/R	N/R	N/R	

**SILVERADO (UP TO 3500 SERIES)**

V6 4.3L 262CID	LU3	Z	1040 <sup>53</sup>	21040 <sup>70</sup>	41040	2487 <sup>284</sup> 2488 <sup>155</sup> 2488FR <sup>360</sup>	22487 <sup>284</sup> N/A <sup>155</sup> N/A <sup>360</sup>	4805	224805	4234805	3
V8 4.8L 294 CID	LR4	V	1042 <sup>53</sup>	21042 <sup>70</sup>	41042	2487 <sup>284</sup> 2488 <sup>155</sup> 2488FR <sup>360</sup>	22487 <sup>284</sup> N/A <sup>155</sup> N/A <sup>360</sup>	4805	224805	4234805	3
V8 5.3L 323CID	LM7	T	1042 <sup>53</sup>	21042 <sup>70</sup>	41042	2487	22487	4805	224805	4234805	3
V8 5.3L 323 CID Flex	L59	Z	1042 <sup>53</sup>	21042 <sup>70</sup>	41042	2487 <sup>284</sup> 2488 <sup>155</sup> 2488FR <sup>360</sup>	22487 <sup>284</sup> N/A <sup>155</sup> N/A <sup>360</sup>	4805	224805	4234805	3
V8 5.7L 350 CID			1060 <sup>53</sup> 2WD 1036 <sup>53</sup> 4WD	21060 <sup>70</sup> 2WD 21036 <sup>70</sup> 4WD	41060 2WD 41036 4WD	2098 6220	22098 26220	N/A	N/A	N/A	
V8 5.7L 350 CID (Mex.)			1060 <sup>53</sup> 2WD 1036 <sup>53</sup> 4WD	21060 <sup>70</sup> 2WD 21036 <sup>70</sup> 4WD	41060 2WD 41036 4WD	2098 6220	22098 26220	N/A	N/A	N/A	
V8 6.0L 364 CID	LQ4	U,N	1042 <sup>53</sup>	21042 <sup>70</sup>	41042	2487 <sup>284</sup> 2488 <sup>155</sup> 2488FR <sup>360</sup>	22487 <sup>284</sup> N/A <sup>155</sup> N/A <sup>360</sup>	4805	224805	4234805	3
V8 6.6L 400 CID Turbo Diesel		1,2	7202 <sup>53</sup>	27202 <sup>70</sup>	47202	6678	26678	4805	224805	4234805	3
V8 8.1L 496 CID		G	7099	27099 <sup>70</sup>	47099	2487 <sup>284</sup> 2488 <sup>155</sup> 2488FR <sup>360</sup>	22487 <sup>284</sup> N/A <sup>155</sup> N/A <sup>360</sup>	4805	224805	4234805	3

**SILVERADO 3500**

V8 5.7L 5733cc 350 CID (Mex.)	L31		1060 <sup>53</sup>	21060 <sup>70</sup>	41060	6678	26678	230428	2230428	N/A	
-------------------------------	-----	--	--------------------	---------------------	-------	------	-------	--------	---------	-----	--

**SONORA**

V8 5.3L 5300cc (Mex.)			1522 <sup>53</sup>	21522 <sup>70</sup>	41522	2487	22487	N/A	N/A	N/A	
V8 5.7L 5700cc (Mex.)			1060 <sup>53</sup>	21060 <sup>70</sup>	41060	2487	22487	N/A	N/A	N/A	

**SPARK**

L4 1.0L (Mex.)			1056 <sup>53</sup>	N/A <sup>70</sup>	N/A			N/A	N/A	N/A	
----------------	--	--	--------------------	-------------------	-----	--	--	-----	-----	-----	--

**SSR**

V8 5.3L 323CID	LM4	T	1042 <sup>53</sup>	21042 <sup>70</sup>	41042	6144	26144	N/R	N/R	N/R	
----------------	-----	---	--------------------	---------------------	-------	------	-------	-----	-----	-----	--

N/A = Not Available N/R = Not Required N/S = Not Servicable For cabin air locator chart, see pages 5-12 See pages 13-16 for footnotes

1) ProSelect - Normal Driving - Traditional Change Intervals 2) NAPA Gold - Severe Driving - OE Recommended intervals 3) NAPA Platinum - Harsh Driving - OE Recommend Intervals

N/A = Non disponible N/R = Non nécessaire N/S = Non réparable Voir le tableau des filtres et d'habitacle aux pages 5-12 Voir pages 13-16 pour des notes

1) NAPA ProSelect et Argent - Conduite normale - Intervalles normaux de remplacement 2) NAPA Or - Conduite difficile - Intervalles recommandés par FEO 3) NAPA Platine - Conduite très difficile - Intervalles recommandés par FEO

N/A = No disponible N/R = No requerido N/S = No Servicable Para el aire de la cabina y tabla de localización de filtro, consulte las páginas 5-12 Ver las páginas 13-16 para las notas al pie de página

1) NAPA ProSelect y Plata - Manejo normal - Intervalos normales de cambio 2) NAPA Oro - Manejo difícil - Intervalos recomendados por el OEM 3) NAPA Platino - Manejo muy difícil - Intervalos recomendados por el OEM

*Italicized Part Numbers May Not Be Available.*

Las piezas con números en *italicas* pueden no estar disponibles.

Les numéros de pièce en *italiques* peuvent ne pas être disponibles.

P  
a  
s  
s  
C  
a  
r  
L  
i  
g  
h  
t  
T  
r  
u  
c  
k  
O  
i  
l  
-  
A  
i  
r  
-  
C  
a  
b  
i  
n



## CHEVROLET 2004-2003

## Pass Car Light Truck - Oil - Air - Cabin

Year/Año/Année Model/Modelo/Modele Engine/Motor/Moteur	Eng. Code Código de motor Code moteur	VIN NIV NIV	GOLD Oil Aceite Huile	ProSelect Oil Aceite Huile	Platinum Oil Aceite Huile	GOLD Air Aire Air	ProSelect Air Aire Air	GOLD Cabin Air Cabina Aire Cabine Air	ProSelect Cabin Air Cabina Aire Cabine Air	Platinum Cabin Air Cabina Aire Cabine Air	Loc. Cabin Air Cabina Aire Cabine Air
--	---	-------------------	--------------------------------	-------------------------------------	------------------------------------	----------------------------	---------------------------------	--	---	--	--

## CHEVROLET (Cont'd/Suite)

## 2004 (Cont'd/Suite)

## SUBURBAN (ALL)

V8 5.3L 323CID	LM7	T	1042 <sup>53</sup>	21042 <sup>70</sup>	41042	2487 2488 2488FR <sup>360</sup>	22487 N/A N/A <sup>360</sup>	N/R	N/R	N/R	
V8 5.3L 323 CID Flex	L59	Z	1042 <sup>53</sup>	21042 <sup>70</sup>	41042	2487 <sup>284</sup> 2488 <sup>155</sup> 2488FR <sup>360</sup>	22487 <sup>284</sup> N/A <sup>155</sup> N/A <sup>360</sup>	N/R	N/R	N/R	
V8 6.0L 364 CID	LQ4	U	1042 <sup>53</sup>	21042 <sup>70</sup>	41042	2487 <sup>284</sup> 2488 <sup>155</sup> 2488FR <sup>360</sup>	22487 <sup>284</sup> N/A <sup>155</sup> N/A <sup>360</sup>	N/R	N/R	N/R	
V8 8.1L 496 CID		G	7099	27099 <sup>70</sup>	47099	2487 <sup>284</sup> 2488 <sup>155</sup> 2488FR <sup>360</sup>	22487 <sup>284</sup> N/A <sup>155</sup> N/A <sup>360</sup>	N/R	N/R	N/R	

## TAHOE

V8 4.8L 294 CID	LR4	V	1042 <sup>53</sup>	21042 <sup>70</sup>	41042	2487 <sup>284</sup> 2488 <sup>155</sup> 2488FR <sup>360</sup>	22487 <sup>284</sup> N/A <sup>155</sup> N/A <sup>360</sup>	N/R	N/R	N/R	
V8 5.3L 323CID	L59	T	1042 <sup>53</sup>	21042 <sup>70</sup>	41042	2487 <sup>284</sup> 2488 <sup>284</sup> 2488FR <sup>360</sup>	22487 <sup>284</sup> N/A <sup>284</sup> N/A <sup>360</sup>	N/R	N/R	N/R	
	LM7	T	1042 <sup>53</sup>	21042 <sup>70</sup>	41042	2487 <sup>284</sup> 2488 <sup>155</sup> 2488FR <sup>360</sup>	22487 <sup>284</sup> N/A <sup>155</sup> N/A <sup>360</sup>	N/R	N/R	N/R	

## TORNADO

L4 1.8L (Mex.)			1040 <sup>53</sup>	21040 <sup>70</sup>	41040	200120	N/A	4472 4525 <sup>78</sup>	N/A N/A <sup>78</sup>	N/A N/A <sup>78</sup>	
----------------	--	--	--------------------	---------------------	-------	--------	-----	----------------------------	--------------------------	--------------------------	--

## TRACKER

L4 2.0L (Mex.)			7145	27145	47145	6195	26195	N/A	N/A	N/A	
V6 2.5L 2500cc	4		1391	21391	N/A	6195	26195	4899	224899	N/A	5

## TRAILBLAZER

L6 4.2L 256 CID		S	1522 <sup>53</sup>	21522 <sup>70</sup>	41522	2729	22729	N/R	N/R	N/R	
V8 5.3L 323CID	LM4	T	1042 <sup>53</sup>	21042 <sup>70</sup>	41042	2729	22729	N/R	N/R	N/R	

## UPLANDER

V6 3.2L 213 CID (Mex.)		L	1040 <sup>53</sup>	21040 <sup>70</sup>	41040	6302	26302	4161	224161	N/A	5
------------------------	--	---	--------------------	---------------------	-------	------	-------	------	--------	-----	---

## VECTRA

L4 2.0L 1998cc (Mex.)			1040 <sup>53</sup>	21040 <sup>70</sup>	41040	N/A	N/A	4865	224865	N/A	
L4 2.2L 2171cc (Mex.)			7082	27082	47082	206782	N/A	4525	N/A	N/A	
V6 3.2L 3175CC (Mex.)			7082	27082	47082	206782	N/A	4525	N/A	N/A	

## VENTURE VAN

V6 3.4L 207 CID		E	1040 <sup>53</sup>	21040 <sup>70</sup>	41040	6302	26302	4161 <sup>79</sup>	224161 <sup>79</sup>	N/A <sup>79</sup>	5
-----------------	--	---	--------------------	---------------------	-------	------	-------	--------------------	----------------------	-------------------	---

## ZAFIRA

L4 1.8 L 1796cc (Mex.)			1040 <sup>53</sup> Spin-on 7033 <sup>53</sup> Cart.	21040 <sup>70</sup> Spin-on 27033 <sup>70</sup> Cart.	41040 N/A Cart.	9522	N/A	9364	N/A	N/A	
L4 2.2L 2198cc 134CID "ECOTEC" (Mex.)			7082	27082	47082	9522	N/A	9364	N/A	N/A	

## 2003

## ASTRA

L4 1.8 L 1796cc (Mex.)			7033	27033	N/A	9522	N/A	9364	N/A	N/A	
L4 2.0L 122 CID (Mex.)			1040 <sup>53</sup>	21040 <sup>70</sup>	41040	9522	N/A	N/A	N/A	N/A	
L4 2.2L 2198cc 134CID "ECOTEC" (Mex.)			7082	27082	47082	9522	N/A	N/A	N/A	N/A	
L4 2.4L 2405cc BI-Fuel (Mex.)			7082	27082	47082			9364	N/A	N/A	

N/A = Not Available N/R = Not Required N/S = Not Serviceable For cabin air locator chart, see pages 5-12 See pages 13-16 for footnotes

1) ProSelect - Normal Driving - Traditional Change Intervals 2) NAPA Gold - Severe Driving - OE Recommended intervals 3) NAPA Platinum - Harsh Driving - OE Recommend Intervals

N/A = Non disponible N/R = Non nécessaire N/S = Non réparable Voir le tableau des filtres et d'habitacle aux pages 5-12 Voir pages 13-16 pour des notes

1) NAPA ProSelect et Argent - Conduite normale - Intervalles normaux de remplacement 2) NAPA Or - Conduite difficile - Intervalles recommandés par FEO 3) NAPA Platine - Conduite très difficile - Intervalles recommandés par FEO

N/A = No disponible N/R = No requerido N/S = No Serviceable Para el aire de la cabina y tabla de localización de filtro, consulte las páginas 5-12 Ver las páginas 13-16 para las notas al pie de página

1) NAPA ProSelect y Plata - Manejo normal - Intervalos normales de cambio 2) NAPA Oro - Manejo difícil - Intervalos recomendados por el OEM 3) NAPA Platino - Manejo muy difícil - Intervalos recomendados por el OEM

*Italicized Part Numbers May Not Be Available.*

Las piezas con números en *italicas* pueden no estar disponibles.  
Les numéros de pièce en *italiques* peuvent ne pas être disponibles.





Pass Car Light Truck - Oil - Air - Cabin

CHEVROLET 2003

Year/Año/Année Model/Modelo/Modèle Engine/Motor/Moteur	Eng. Code Código de motor Code moteur	VIN NIV NIV	GOLD Oil Aceite Huile	ProSelect Oil Aceite Huile	Platinum Oil Aceite Huile	GOLD Air Aire Air	ProSelect Air Aire Air	GOLD Cabin Air Cabina Aire Cabine Air	ProSelect Cabin Air Cabina Aire Cabine Air	Platinum Cabin Air Cabina Aire Cabine Air	Loc. Cabin Air Cabina Aire Cabine Air
--	---	-------------------	--------------------------------	-------------------------------------	------------------------------------	----------------------------	---------------------------------	--	---	--	--

CHEVROLET (Cont'd/Suite)

**2003** (Cont'd/Suite)

**ASTRO**

V6 4.3L 262CID		Z	1040 <sup>53</sup>	21040 <sup>70</sup>	41040	6117	26117	N/R	N/R	N/R	
----------------	--	---	--------------------	---------------------	-------	------	-------	-----	-----	-----	--

**AVALANCHE**

V8 5.3L 323CID		T	1042 <sup>53</sup>	21042 <sup>70</sup>	41042	2487 2488 2488FR <sup>360</sup>	22487 N/A N/A <sup>360</sup>	4814	224814	N/A	3
V8 5.3L 323 CID Flex		T	1042 <sup>53</sup>	21042 <sup>70</sup>	41042	2487 <sup>284</sup> 2488 <sup>155</sup> 2488FR <sup>360</sup>	22487 <sup>284</sup> N/A <sup>155</sup> N/A <sup>360</sup>	4814	224814	N/A	3
V8 8.1L 496 CID		G	7099	27099 <sup>70</sup>	47099	2487 <sup>284</sup> 2488 <sup>155</sup> 2488FR <sup>360</sup>	22487 <sup>284</sup> N/A <sup>155</sup> N/A <sup>360</sup>	4814	224814	N/A	3

**BLAZER**

V6 4.3L 262CID	LU3	Z	1036 <sup>53</sup> 4WD 1040 <sup>53</sup> 2WD	21036 <sup>70</sup> 4WD 21040 <sup>70</sup> 2WD	41036 4WD 41040 2WD	6117	26117	N/R	N/R	N/R	
----------------	-----	---	--	--	------------------------------	------	-------	-----	-----	-----	--

**C3500**

V8 5.7L 350 CID (Mex.)			N/S	N/S	N/A	N/S	N/S	4814	224814	N/A	
------------------------	--	--	-----	-----	-----	-----	-----	------	--------	-----	--

**CAVALIER**

L4 2.2L 134 CID BioFuel		6	7082	27082 <sup>70</sup>	47082	6503	26503	N/R	N/R	N/R	
L4 2.2L 2198cc 134 CID	L61	F	7082	27082 <sup>70</sup>	47082	6503	26503	N/R	N/R	N/R	

**CELTA**

L4 1.6L 1597cc (Mex.)			1040 <sup>53</sup>	21040 <sup>70</sup>	41040	N/A	N/A	N/A	N/A	N/A	
-----------------------	--	--	--------------------	---------------------	-------	-----	-----	-----	-----	-----	--

**CHEVY**

L4 1.4L 85 CID (Mex.)			1040 <sup>53</sup>	21040 <sup>70</sup>	41040	200038	N/A	N/A	N/A	N/A	
L4 1.6L 1597cc (Mex.)			1040 <sup>53</sup>	21040 <sup>70</sup>	41040	200038	N/A	4472	N/A	N/A	

**CHEVY C2**

L4 1.6L 1597cc (Mex.)			1040 <sup>53</sup>	21040 <sup>70</sup>	41040	N/A	N/A	N/A	N/A	N/A	
-----------------------	--	--	--------------------	---------------------	-------	-----	-----	-----	-----	-----	--

**CHEVY SEDAN**

L4 1.6L 1597cc (Mex.)			1040	21040	41040			N/A	N/A	N/A	
-----------------------	--	--	------	-------	-------	--	--	-----	-----	-----	--

**CHEVY SWING**

L4 1.4L 1389cc (Mex.)			1040 <sup>53</sup>	21040 <sup>70</sup>	41040	200038	N/A	N/A	N/A	N/A	
L4 1.6L 1597cc (Mex.)			1040 <sup>53</sup>	21040 <sup>70</sup>	41040	200038	N/A	N/A	N/A	N/A	

**CHEYENNE**

V8 5.3L 5328cc 325 CID Flex (Mex.)	LMG		1042 <sup>53</sup>	21042 <sup>70</sup>	41042	2487	22487	N/A	N/A	N/A	
------------------------------------	-----	--	--------------------	---------------------	-------	------	-------	-----	-----	-----	--

**CORSA**

L4 1.8L 1796cc (Mex.)			1040 <sup>53</sup>	21040 <sup>70</sup>	41040	200120	N/A	4472 4525 <sup>78</sup>	N/A N/A <sup>78</sup>	N/A N/A <sup>78</sup>	
-----------------------	--	--	--------------------	---------------------	-------	--------	-----	----------------------------	--------------------------	--------------------------	--

**CORVETTE**

V8 5.7L 346 CID		G,S	1042 <sup>53</sup>	21042 <sup>70</sup>	41042	6144	26144	N/R	N/R	N/R	
-----------------	--	-----	--------------------	---------------------	-------	------	-------	-----	-----	-----	--

**EXPRESS VAN (UP TO 4500 SERIES)**

V6 4.3L 262CID	LU3	Z	1040 <sup>53</sup>	21040 <sup>70</sup>	41040	6573	26573	N/R	N/R	N/R	
V8 4.8L 294 CID		V	1042 <sup>53</sup>	21042 <sup>70</sup>	41042	6573	26573	N/R	N/R	N/R	
V8 5.3L 323CID		T	1042 <sup>53</sup>	21042 <sup>70</sup>	41042	6573	26573	N/R	N/R	N/R	
V8 6.0L 364 CID		U	1042 <sup>53</sup>	21042 <sup>70</sup>	41042	6573	26573	N/R	N/R	N/R	
V8 6.0L 364 CID CNG		U	1042 <sup>53</sup>	21042 <sup>70</sup>	41042	6573	26573	N/R	N/R	N/R	

**IMPALA**

V6 3.4L 207 CID	LA1	E	1040 <sup>53</sup>	21040 <sup>70</sup>	41040	6153	26153	4780	224780	4234780	1
V6 3.8L 231 CID	L36	1,K	1040 <sup>53</sup>	21040 <sup>70</sup>	41040	6153	26153	4780	224780	4234780	1

**JOY**

L4 1.6L 1597cc (Mex.)			1040 <sup>53</sup>	21040 <sup>70</sup>	41040	N/A	N/A	N/A	N/A	N/A	
-----------------------	--	--	--------------------	---------------------	-------	-----	-----	-----	-----	-----	--

N/A = Not Available N/R = Not Required N/S = Not Servicable For cabin air locator chart, see pages 5-12 See pages 13-16 for footnotes

1) ProSelect - Normal Driving - Traditional Change Intervals 2) NAPA Gold - Severe Driving - OE Recommended intervals 3) NAPA Platinum - Harsh Driving - OE Recommend Intervals

N/A = Non disponible N/R = Non nécessaire N/S = Non réparable Voir le tableau des filtres et d'habitacle aux pages 5-12 Voir pages 13-16 pour des notes

1) NAPA ProSelect et Argent - Conduite normale - Intervalles normaux de remplacement 2) NAPA Or - Conduite difficile - Intervalles recommandés par FEO 3) NAPA Platine - Conduite très difficile - Intervalles recommandés par FEO

N/A = No disponible N/R = No requerido N/S = No Servicable Para el aire de la cabina y tabla de localización de filtro, consulte las páginas 5-12 Ver las páginas 13-16 para las notas al pie de página

1) NAPA ProSelect y Plata - Manejo normal - Intervalos normales de cambio 2) NAPA Oro - Manejo difícil - Intervalos recomendados por el OEM 3) NAPA Platino - Manejo muy difícil - Intervalos recomendados por el OEM

*Italicized Part Numbers May Not Be Available.*

Las piezas con números en *italicas* pueden no estar disponibles.

Les numéros de pièce en *italiques* peuvent ne pas être disponibles.

P  
a  
s  
s  
C  
a  
r  
L  
i  
g  
h  
t  
T  
r  
u  
c  
k  
O  
i  
l  
-  
A  
i  
r  
-  
C  
a  
b  
i  
n



CHEVROLET 2003

Pass Car Light Truck - Oil - Air - Cabin

Year/Año/Année Model/Modelo/Modèle Engine/Motor/Moteur	Eng. Code Código de motor Code moteur	VIN NIV NIV	GOLD Oil Aceite Huile	ProSelect Oil Aceite Huile	Platinum Oil Aceite Huile	GOLD Air Aire Air	ProSelect Air Aire Air	GOLD Cabin Air Cabina Aire Cabine Air	ProSelect Cabin Air Cabina Aire Cabine Air	Platinum Cabin Air Cabina Aire Cabine Air	Loc. Cabin Air Cabina Aire Cabine Air
--	---	-------------------	--------------------------------	-------------------------------------	------------------------------------	----------------------------	---------------------------------	--	---	--	--

CHEVROLET (Cont'd/Suite)

**2003** (Cont'd/Suite)

LUMINA

V6 3.4L 207 CID (Mex.)		F	1040 <sup>53</sup>	21040 <sup>70</sup>	41040	N/S	N/S	N/S	N/S	N/A	
------------------------	--	---	--------------------	---------------------	-------	-----	-----	-----	-----	-----	--

LUV

L4 2.2L 2200cc (Mex.)			1334 <sup>53</sup>	21334 <sup>70</sup>	41334	6006	26006	N/A	N/A	N/A	
-----------------------	--	--	--------------------	---------------------	-------	------	-------	-----	-----	-----	--

MALIBU

V6 3.1L 189 CID		J	1040 <sup>53</sup>	21040 <sup>70</sup>	41040	6035	26035	N/R	N/R	N/R	
-----------------	--	---	--------------------	---------------------	-------	------	-------	-----	-----	-----	--

MERIVA

L4 1.8L 1796cc 110 CID (Mex.)			1040 <sup>53</sup>	21040 <sup>70</sup>	41040	200120	N/A	4472 4525 <sup>78</sup>	N/A N/A <sup>78</sup>	N/A N/A <sup>78</sup>	
-------------------------------	--	--	--------------------	---------------------	-------	--------	-----	----------------------------	--------------------------	--------------------------	--

MONTE CARLO

V6 3.4L 207 CID	LA1	E	1040 <sup>53</sup>	21040 <sup>70</sup>	41040	6153	26153	4780	224780	4234780	1
V6 3.8L 231 CID	L36	K	1040 <sup>53</sup>	21040 <sup>70</sup>	41040	6153	26153	4780	224780	4234780	1

MONZA

L4 1.4L 1400cc (Mex.)			1040 <sup>53</sup>	21040 <sup>70</sup>	41040	200038	N/A	N/A	N/A	N/A	
L4 1.6L 1597cc (Mex.)			1040 <sup>53</sup>	21040 <sup>70</sup>	41040	200038	N/A	N/A	N/A	N/A	

OPTRA

L4 1.8L 1799cc (Mex.)	L79					2826	N/A	4902	N/A	N/A	
	LDA					2826	N/A	4902	N/A	N/A	

POP

L4 1.4L 1389cc (Mex.)			1040 <sup>53</sup>	21040 <sup>70</sup>	41040	200038	N/A	N/A	N/A	N/A	
L4 1.6L 1597cc (Mex.)			1040 <sup>53</sup>	21040 <sup>70</sup>	41040	200038	N/A	N/A	N/A	N/A	

S10 PICKUP

L4 2.2L 2190cc 134 CID		H	1040 <sup>53</sup>	21040 <sup>70</sup>	41040	6117	26117	N/R	N/R	N/R	
V6 4.3L 262CID	LU3	Z	1040 <sup>53</sup>	21040 <sup>70</sup>	41040	6117	26117	N/R	N/R	N/R	
			2WD	2WD	2WD						
			1036 <sup>53</sup>	21036 <sup>70</sup>	41036						
			4WD	4WD	4WD						

SILVERADO (UP TO 3500 SERIES)

V6 4.3L 262CID	LU3	Z	1040 <sup>53</sup>	21040 <sup>70</sup>	41040	2487 <sup>284</sup> 2488 <sup>155</sup> 2488FR <sup>360</sup>	22487 <sup>284</sup> N/A <sup>155</sup> N/A <sup>360</sup>	4805	224805	4234805	3
V8 4.8L 294 CID	LR4	V	1042 <sup>53</sup>	21042 <sup>70</sup>	41042	2487 <sup>284</sup> 2488 <sup>155</sup> 2488FR <sup>360</sup>	22487 <sup>284</sup> N/A <sup>155</sup> N/A <sup>360</sup>	4805	224805	4234805	3
V8 5.3L 323CID	LM7	T	1042 <sup>53</sup>	21042 <sup>70</sup>	41042	2487 2488 2488FR <sup>360</sup>	22487 N/A N/A <sup>360</sup>	4805	224805	4234805	3
V8 5.3L 323 CID Flex	L59	Z	1042 <sup>53</sup>	21042 <sup>70</sup>	41042	2487 <sup>284</sup> 2488 <sup>155</sup> 2488FR <sup>360</sup>	22487 <sup>284</sup> N/A <sup>155</sup> N/A <sup>360</sup>	4805	224805	4234805	3
V8 6.0L 364 CID	LQ4	U,N	1042 <sup>53</sup>	21042 <sup>70</sup>	41042	2487 <sup>284</sup> 2488 <sup>155</sup> 2488FR <sup>360</sup>	22487 <sup>284</sup> N/A <sup>155</sup> N/A <sup>360</sup>	4805	224805	4234805	3
V8 6.6L 400 CID Turbo Diesel		1	7202 <sup>53</sup>	27202 <sup>70</sup>	47202	6678	26678	4805	224805	4234805	3
V8 8.1L 496 CID		G	7099	27099 <sup>70</sup>	47099	2487 <sup>284</sup> 2488 <sup>155</sup> 2488FR <sup>360</sup>	22487 <sup>284</sup> N/A <sup>155</sup> N/A <sup>360</sup>	4805	224805	4234805	3

SILVERADO 3500

V8 5.7L 5733cc 350 CID (Mex.)	L31		1060 <sup>53</sup>	21060 <sup>70</sup>	41060	6678	26678	230428	2230428	N/A	
-------------------------------	-----	--	--------------------	---------------------	-------	------	-------	--------	---------	-----	--

SONORA

V8 5.3L 5300cc (Mex.)			1522 <sup>53</sup>	21522 <sup>70</sup>	41522	2487	22487	N/A	N/A	N/A	
V8 5.7L 5700cc (Mex.)			1060 <sup>53</sup>	21060 <sup>70</sup>	41060	2487	22487	N/A	N/A	N/A	
V8 6.0L 364 CID (Mex.)			7060 <sup>53</sup>	27060 <sup>70</sup>	47060	2487	22487	N/A	N/A	N/A	

N/A = Not Available N/R = Not Required N/S = Not Servicible For cabin air locator chart, see pages 5-12 See pages 13-16 for footnotes

1) ProSelect - Normal Driving - Traditional Change Intervals 2) NAPA Gold - Severe Driving - OE Recommended Intervals 3) NAPA Platinum - Harsh Driving - OE Recommend Intervals

N/A = Non disponible N/R = Non nécessaire N/S = Non réparable Voir le tableau des filtres et d'habitacle aux pages 5-12 Voir pages 13-16 pour des notes

1) NAPA ProSelect et Argent - Conduite normale - Intervalles normaux de remplacement 2) NAPA Or - Conduite difficile - Intervalles recommandés par FEO 3) NAPA Platine - Conduite très difficile - Intervalles recommandés par FEO

N/A = No disponible N/R = No requerido N/S = No Servicible Para el aire de la cabina y tabla de localización de filtro, consulte las páginas 5-12 Ver las páginas 13-16 para las notas al pie de página

1) NAPA ProSelect y Plata - Manejo normal - Intervalos normales de cambio 2) NAPA Oro - Manejo difícil - Intervalos recomendados por el OEM 3) NAPA Platino - Manejo muy difícil - Intervalos recomendados por el OEM

*Italicized Part Numbers May Not Be Available.*

Las piezas con números en *italicas* pueden no estar disponibles.  
Les numéros de pièce en *italiques* peuvent ne pas être disponibles.



Pass Car Light Truck - Oil - Air - Cabin

CHEVROLET 2003-2002

Year/Año/Année Model/Modelo/Modèle Engine/Motor/Moteur	Eng. Code Código de motor Code moteur	VIN NIV NIV	GOLD Oil Aceite Huile	ProSelect Oil Aceite Huile	Platinum Oil Aceite Huile	GOLD Air Aire Air	ProSelect Air Aire Air	GOLD Cabin Air Cabina Aire Cabine Air	ProSelect Cabin Air Cabina Aire Cabine Air	Platinum Cabin Air Cabina Aire Cabine Air	Loc. Cabin Air Cabina Aire Cabine Air
--	---	-------------------	--------------------------------	-------------------------------------	------------------------------------	----------------------------	---------------------------------	--	---	--	--

CHEVROLET (Cont'd/Suite)

**2003** (Cont'd/Suite)

**SPARK**

L4 1.0L (Mex.)			1056 <sup>53</sup>	N/A <sup>70</sup>	N/A			N/A	N/A	N/A	
----------------	--	--	--------------------	-------------------	-----	--	--	-----	-----	-----	--

**SSR**

V8 5.3L 323CID	LM4	T	1042 <sup>53</sup>	21042 <sup>70</sup>	41042	6144	26144	N/R	N/R	N/R	
----------------	-----	---	--------------------	---------------------	-------	------	-------	-----	-----	-----	--

**SUBURBAN (ALL)**

V8 5.3L 323CID	LM7	T	1042 <sup>53</sup>	21042 <sup>70</sup>	41042	2487 <sup>284</sup> 2488 <sup>155</sup> 2488FR <sup>360</sup>	22487 <sup>284</sup> N/A <sup>360</sup>	N/R	N/R	N/R	
V8 5.3L 323 CID Flex	L59	Z	1042 <sup>53</sup>	21042 <sup>70</sup>	41042	2487 <sup>284</sup> 2488 <sup>155</sup> 2488FR <sup>360</sup>	22487 <sup>284</sup> N/A <sup>155</sup> N/A <sup>360</sup>	N/R	N/R	N/R	
V8 6.0L 364 CID	LQ4	U	1042 <sup>53</sup>	21042 <sup>70</sup>	41042	2487 <sup>284</sup> 2488 <sup>155</sup> 2488FR <sup>360</sup>	22487 <sup>284</sup> N/A <sup>155</sup> N/A <sup>360</sup>	N/R	N/R	N/R	
V8 8.1L 496 CID	G		7099	27099 <sup>70</sup>	47099	2487 <sup>284</sup> 2488 <sup>155</sup> 2488FR <sup>360</sup>	22487 <sup>284</sup> N/A <sup>155</sup> N/A <sup>360</sup>	N/R	N/R	N/R	

**TAHOE**

V8 4.8L 294 CID	LR4	V	1042 <sup>53</sup>	21042 <sup>70</sup>	41042	2487 <sup>284</sup> 2488 <sup>155</sup> 2488FR <sup>360</sup>	22487 <sup>284</sup> N/A <sup>155</sup> N/A <sup>360</sup>	N/R	N/R	N/R	
V8 5.3L 323CID	L59	T	1042 <sup>53</sup>	21042 <sup>70</sup>	41042	2487 <sup>284</sup> 2488 <sup>284</sup> 2488FR <sup>360</sup>	22487 <sup>284</sup> N/A <sup>284</sup> N/A <sup>360</sup>	N/R	N/R	N/R	
	LM7	T	1042 <sup>53</sup>	21042 <sup>70</sup>	41042	2487 <sup>284</sup> 2488 <sup>155</sup> 2488FR <sup>360</sup>	22487 <sup>284</sup> N/A <sup>155</sup> N/A <sup>360</sup>	N/R	N/R	N/R	

**TORNADO**

L4 1.8L (Mex.)			1040 <sup>53</sup>	21040 <sup>70</sup>	41040	200120	N/A	4472 4525 <sup>78</sup>	N/A N/A <sup>78</sup>	N/A N/A <sup>78</sup>	
----------------	--	--	--------------------	---------------------	-------	--------	-----	----------------------------	--------------------------	--------------------------	--

**TRACKER**

L4 2.0L 1995cc		C	7145	27145 <sup>70</sup>	47145	6195	26195	4899	224899	N/A	5
V6 2.5L 2500cc		4	1391	21391	N/A	6195	26195	4899	224899	N/A	5

**TRAILBLAZER**

L6 4.2L 256 CID		S	1522 <sup>53</sup>	21522 <sup>70</sup>	41522	2729	22729	N/R	N/R	N/R	
V8 5.3L 323CID	LM4	T	1042 <sup>53</sup>	21042 <sup>70</sup>	41042	2729	22729	N/R	N/R	N/R	

**VECTRA**

L4 2.2L 2171cc (Mex.)			7082	27082	47082	206782	N/A	4525	N/A	N/A	
V6 3.2L 3175CC (Mex.)			7082	27082	47082	206782	N/A	4525	N/A	N/A	

**VENTURE VAN**

V6 3.4L 207 CID		E	1040 <sup>53</sup>	21040 <sup>70</sup>	41040	6302	26302	4161 <sup>79</sup>	224161 <sup>79</sup>	N/A <sup>79</sup>	5
-----------------	--	---	--------------------	---------------------	-------	------	-------	--------------------	----------------------	-------------------	---

**ZAFIRA**

L4 1.8L 1796cc (Mex.)			1040 <sup>53</sup> Spin-on 7033 <sup>53</sup> Cart.	21040 <sup>70</sup> 27033 <sup>70</sup> Cart.	41040 Spin-on N/A Cart.	9522	N/A	9364	N/A	N/A	
L4 2.2L 2198cc 134CID "ECOTEC" (Mex.)			7082	27082	47082	9522	N/A	9364	N/A	N/A	

**2002**

**ASTRA**

L4 1.8L 1796cc (Mex.)			7033	27033	N/A	9522	N/A	9364	N/A	N/A	
L4 1.8L 1796cc (Mex.)			7033	27033	N/A			9364	N/A	N/A	
L4 2.0L 122 CID (Mex.)			1040 <sup>53</sup>	21040 <sup>70</sup>	41040	9522	N/A	N/A	N/A	N/A	
L4 2.2L 2198cc 134CID "ECOTEC" (Mex.)			7082	27082	47082	9522	N/A	N/A	N/A	N/A	

N/A = Not Available N/R = Not Required N/S = Not Servicable For cabin air locator chart, see pages 5-12 See pages 13-16 for footnotes

1) ProSelect - Normal Driving - Traditional Change Intervals 2) NAPA Gold - Severe Driving - OE Recommended intervals 3) NAPA Platinum - Harsh Driving - OE Recommend Intervals

N/A = Non disponible N/R = Non nécessaire N/S = Non réparable Voir le tableau des filtres et d'habitacle aux pages 5-12 Voir pages 13-16 pour des notes

1) NAPA ProSelect et Argent - Conduite normale - Intervalles normaux de remplacement 2) NAPA Or - Conduite difficile - Intervalles recommandés par FEO 3) NAPA Platine - Conduite très difficile - Intervalles recommandés par FEO

N/A = No disponible N/R = No requerido N/S = No Servicable Para el aire de la cabina y tabla de localización de filtro, consulte las páginas 5-12 Ver las páginas 13-16 para las notas al pie de página

1) NAPA ProSelect y Plata - Manejo normal - Intervallos normales de cambio 2) NAPA Oro - Manejo difícil - Intervallos recomendados por el OEM 3) NAPA Platino - Manejo muy difícil - Intervallos recomendados por el OEM

*Italicized Part Numbers May Not Be Available.*

Las piezas con números en *italicas* pueden no estar disponibles.

Les numéros de pièce en *italiques* peuvent ne pas être disponibles.

P  
a  
s  
s  
C  
a  
r  
L  
i  
g  
h  
t  
T  
r  
u  
c  
k  
O  
i  
l  
-  
A  
i  
r  
-  
C  
a  
b  
i  
n



## CHEVROLET 2002

## Pass Car Light Truck - Oil - Air - Cabin

Year/Año/Année Model/Modelo/Modele Engine/Motor/Moteur	Eng. Code Código de motor Code moteur	VIN NIV NIV	GOLD Oil Aceite Huile	ProSelect Oil Aceite Huile	Platinum Oil Aceite Huile	GOLD Air Aire Air	ProSelect Air Aire Air	GOLD Cabin Air Cabina Aire Cabine Air	ProSelect Cabin Air Cabina Aire Cabine Air	Platinum Cabin Air Cabina Aire Cabine Air	Loc. Cabin Air Cabina Aire Cabine Air
--	---	-------------------	--------------------------------	-------------------------------------	------------------------------------	----------------------------	---------------------------------	--	---	--	--

## CHEVROLET (Cont'd/Suite)

## 2002 (Cont'd/Suite)

## ASTRA (Cont'd/Suite)

L4 2.4L 2405cc BI-Fuel (Mex.)			7082	27082	47082			9364	N/A	N/A	3
-------------------------------	--	--	------	-------	-------	--	--	------	-----	-----	---

## ASTRO

V6 4.3L 262CID		Z	1040 <sup>53</sup>	21040 <sup>70</sup>	41040	6117	26117	N/R	N/R	N/R	
----------------	--	---	--------------------	---------------------	-------	------	-------	-----	-----	-----	--

## AVALANCHE

V8 5.3L 323CID		T	1042 <sup>53</sup>	21042 <sup>70</sup>	41042	2487 <sup>284</sup> 2488 <sup>155</sup> 2488FR <sup>360</sup>	22487 <sup>284</sup> N/A <sup>155</sup> N/A <sup>360</sup>	4805	224805	4234805	6
V8 5.3L 323 CID Flex			1042 <sup>53</sup>	21042 <sup>70</sup>	41042	2487 2488 2488FR <sup>360</sup>	22487 N/A N/A <sup>360</sup>	4805	224805	4234805	6
V8 8.1L 496 CID		G	7099	27099 <sup>70</sup>	47099	2487 <sup>284</sup> 2488 <sup>155</sup> 2488FR <sup>360</sup>	22487 <sup>284</sup> N/A <sup>155</sup> N/A <sup>360</sup>	4805	224805	4234805	6

## BLAZER

V6 4.2L 4157CC 254CID (Mex.)			1522 <sup>53</sup>	21522 <sup>70</sup>	41522	2729	22729	N/S	N/S	N/A	
V6 4.3L 262CID		Z	1036 <sup>53</sup> 4WD 1040 <sup>53</sup> 2WD	21036 <sup>70</sup> 4WD 21040 <sup>70</sup> 2WD	41036 4WD 41040 2WD	6117	26117	N/R	N/R	N/R	

## C3500HD CHASSIS CAB

V8 6.5L 395 CID Turbo Diesel		F	1060	21060 <sup>70</sup>	41060	6441 <sup>285</sup>	N/A <sup>285</sup>	N/R	N/R	N/R	
V8 8.1L 496 CID		G	7099	27099 <sup>70</sup>	47099	6441 <sup>285</sup>	N/A <sup>285</sup>	4805	224805	4234805	6

## CAMARO

V6 3.8L 231 CID	L36	K	1040 <sup>53</sup>	21040 <sup>70</sup>	41040	6144	26144	N/R	N/R	N/R	
V8 5.7L 346 CID		G	1042 <sup>53</sup>	21042 <sup>70</sup>	41042	6144	26144	N/R	N/R	N/R	

## CAVALIER

L4 2.2L (Mex.)			1040 <sup>53</sup>	21040 <sup>70</sup>	41040	6139	26139	N/A	N/A	N/A	
L4 2.2L 134 CID		4	1040 <sup>53</sup>	21040 <sup>70</sup>	41040	6503	26503	N/R	N/R	N/R	
L4 2.2L 2190cc 134 CID CNG		5	1040 <sup>53</sup>	21040 <sup>70</sup>	41040	6503	26503	N/R	N/R	N/R	
L4 2.2L 2198cc BioFuel (Mex.)	L61		7082	27082	47082	6503	26503	N/A	N/A	N/A	
L4 2.2L 2198cc 134 CID	L61	F	7082	27082 <sup>70</sup>	47082	6503	26503	N/R	N/R	N/R	
L4 2.4L 146 CID		T	1042 <sup>53</sup>	21042 <sup>70</sup>	41042	6503	26503	N/R	N/R	N/R	

## CELTA

L4 1.6L 1597cc (Mex.)			1040 <sup>53</sup>	21040 <sup>70</sup>	41040	N/A	N/A	N/A	N/A	N/A	
-----------------------	--	--	--------------------	---------------------	-------	-----	-----	-----	-----	-----	--

## CHEVY

L4 1.4L 85 CID (Mex.)			1040 <sup>53</sup>	21040 <sup>70</sup>	41040	200038	N/A	N/A	N/A	N/A	
L4 1.6L 1597cc (Mex.)			1040 <sup>53</sup>	21040 <sup>70</sup>	41040	200038	N/A	4472	N/A	N/A	

## CHEVY C2

L4 1.6L 1597cc (Mex.)			1040 <sup>53</sup>	21040 <sup>70</sup>	41040	N/A	N/A	N/A	N/A	N/A	
-----------------------	--	--	--------------------	---------------------	-------	-----	-----	-----	-----	-----	--

## CHEVY SEDAN

L4 1.6L 1597cc (Mex.)			1040	21040	41040			N/A	N/A	N/A	
-----------------------	--	--	------	-------	-------	--	--	-----	-----	-----	--

## CHEVY SWING

L4 1.4L 1389cc (Mex.)			1040 <sup>53</sup>	21040 <sup>70</sup>	41040	200038	N/A	N/A	N/A	N/A	
L4 1.6L 1597cc (Mex.)			1040 <sup>53</sup>	21040 <sup>70</sup>	41040	200038	N/A	N/A	N/A	N/A	

## CORSA

L4 1.4L 1389cc (Mex.)			1040 <sup>53</sup>	21040 <sup>70</sup>	41040	200120	N/A	4472 4525 <sup>78</sup>	N/A N/A <sup>78</sup>	N/A N/A <sup>78</sup>	
L4 1.8L 1796cc (Mex.)			1040 <sup>53</sup>	21040 <sup>70</sup>	41040	200120	N/A	4472 4525 <sup>78</sup>	N/A N/A <sup>78</sup>	N/A N/A <sup>78</sup>	

## CORVETTE

V8 5.7L 346 CID		G,S	1042 <sup>53</sup>	21042 <sup>70</sup>	41042	6144	26144	N/R	N/R	N/R	
-----------------	--	-----	--------------------	---------------------	-------	------	-------	-----	-----	-----	--

N/A = Not Available N/R = Not Required N/S = Not Servicable For cabin air locator chart, see pages 5-12 See pages 13-16 for footnotes

1) ProSelect - Normal Driving - Traditional Change Intervals 2) NAPA Gold - Severe Driving - OE Recommended Intervals 3) NAPA Platinum - Harsh Driving - OE Recommend Intervals

N/A = Non disponible N/R = Non nécessaire N/S = Non réparable Voir le tableau des filtres et d'habitacle aux pages 5-12 Voir pages 13-16 pour des notes

1) NAPA ProSelect et Argent - Conduite normale - Intervalles normaux de remplacement 2) NAPA Or - Conduite difficile - Intervalles recommandés par FEO 3) NAPA Platine - Conduite très difficile - Intervalles recommandés par FEO

N/A = No disponible N/R = No requerido N/S = No Servicable Para el aire de la cabina y tabla de localización de filtro, consulte las páginas 5-12 Ver las páginas 13-16 para las notas al pie de página

1) NAPA ProSelect y Plata - Manejo normal - Intervalos normales de cambio 2) NAPA Oro - Manejo difícil - Intervalos recomendados por el OEM 3) NAPA Platino - Manejo muy difícil - Intervalos recomendados por el OEM

*Italicized Part Numbers May Not Be Available.*

Las piezas con números en *italicas* pueden no estar disponibles.  
Les numéros de pièce en *italiques* peuvent ne pas être disponibles.



Pass Car Light Truck - Oil - Air - Cabin

CHEVROLET 2002

Year/Año/Année Model/Modelo/Modèle Engine/Motor/Moteur	Eng. Code Código de motor Code moteur	VIN NIV NIV	GOLD Oil Aceite Huile	ProSelect Oil Aceite Huile	Platinum Oil Aceite Huile	GOLD Air Aire Air	ProSelect Air Aire Air	GOLD Cabin Air Cabina Aire Cabine Air	ProSelect Cabin Air Cabina Aire Cabine Air	Platinum Cabin Air Cabina Aire Cabine Air	Loc. Cabin Air Cabina Aire Cabine Air
--	---	-------------------	--------------------------------	-------------------------------------	------------------------------------	----------------------------	---------------------------------	--	---	--	--

CHEVROLET (Cont'd/Suite)

2002 (Cont'd/Suite)

EXPRESS VAN (UP TO 4500 SERIES)

V6 4.3L 262CID		Z	1040 <sup>53</sup>	21040 <sup>70</sup>	41040	6573	26573	N/R	N/R	N/R	
V8 5.0L 305 CID		M	1060 <sup>53</sup>	21060 <sup>70</sup>	41060	6573	26573	N/R	N/R	N/R	
V8 5.7L 350 CID		R	1060 <sup>53</sup>	21060 <sup>70</sup>	41060	6573	26573	N/R	N/R	N/R	
V8 6.5L 395 CID Turbo Diesel		F	1060 <sup>53</sup>	21060 <sup>70</sup>	41060	6144	26144	N/R	N/R	N/R	
V8 8.1L 496 CID		G	7099	27099 <sup>70</sup>	47099	6573	26573	N/R	N/R	N/R	

IMPALA

V6 3.4L 207 CID	LA1	E	1040 <sup>53</sup>	21040 <sup>70</sup>	41040	6153	26153	4780	224780	4234780	1
V6 3.8L 231 CID	L36	K	1040 <sup>53</sup>	21040 <sup>70</sup>	41040	6153	26153	4780	224780	4234780	1

JOY

L4 1.6L 1597cc (Mex.)			1040 <sup>53</sup>	21040 <sup>70</sup>	41040	N/A	N/A	N/A	N/A	N/A	
-----------------------	--	--	--------------------	---------------------	-------	-----	-----	-----	-----	-----	--

LUMINA

V6 3.4L 207 CID (Mex.)		F	1040 <sup>53</sup>	21040 <sup>70</sup>	41040	N/S	N/S	N/S	N/S	N/A	
------------------------	--	---	--------------------	---------------------	-------	-----	-----	-----	-----	-----	--

LUV

L4 2.2L 2200cc (Mex.)			1334 <sup>53</sup>	21334 <sup>70</sup>	41334	6006	26006	N/A	N/A	N/A	
-----------------------	--	--	--------------------	---------------------	-------	------	-------	-----	-----	-----	--

MALIBU

L4 2.4L 2392cc 146 CID (Mex.)	LD9		1042 <sup>53</sup>	21042 <sup>70</sup>	41042	6035	26035	N/A	N/A	N/A	
V6 3.1L 189 CID		J	1040 <sup>53</sup>	21040 <sup>70</sup>	41040	6035	26035	N/R	N/R	N/R	

MONTE CARLO

V6 3.4L 207 CID	LA1	E	1040 <sup>53</sup>	21040 <sup>70</sup>	41040	6153	26153	4780	224780	4234780	1
V6 3.8L 231 CID	L36	K	1040 <sup>53</sup>	21040 <sup>70</sup>	41040	6153	26153	4780	224780	4234780	1

MONZA

L4 1.4L 1400cc (Mex.)			1040 <sup>53</sup>	21040 <sup>70</sup>	41040	200038	N/A	N/A	N/A	N/A	
L4 1.6L 1597cc (Mex.)			1040 <sup>53</sup>	21040 <sup>70</sup>	41040	200038	N/A	N/A	N/A	N/A	

PICKUP C & K SERIES (UP TO 3500 SERIES)

V6 4.3L 262CID (Mex.)		Z	1036 <sup>53</sup> 4WD	21036 <sup>70</sup> 4WD	41036 4WD	6440	26440	N/A	N/A	N/A	
			1040 <sup>53</sup> 2WD	21040 <sup>70</sup> 2WD	41040 2WD						
V8 5.7L 350 CID (Mex.)		R	1060 <sup>53</sup> 2WD	21060 <sup>70</sup> 2WD	41060 2WD	6440 6441	26440 N/A	N/R	N/R	N/R	6

POP

L4 1.4L 1389cc (Mex.)			1040 <sup>53</sup>	21040 <sup>70</sup>	41040	200038	N/A	N/A	N/A	N/A	
L4 1.6L 1597cc (Mex.)			1040 <sup>53</sup>	21040 <sup>70</sup>	41040	200038	N/A	N/A	N/A	N/A	

PRIZM

L4 1.8L 1762cc		8	1394 <sup>53</sup>	21394 <sup>70</sup>	41394	6273	26273	N/R	N/R	N/R	
----------------	--	---	--------------------	---------------------	-------	------	-------	-----	-----	-----	--

S10 PICKUP

L4 2.2L 2190cc 134 CID Flex		5	1040 <sup>53</sup>	21040 <sup>70</sup>	41040	6117	26117	N/R	N/R	N/R	
V6 4.3L 262CID		Z	1040 <sup>53</sup> 2WD 1036 <sup>53</sup> 4WD	21040 <sup>70</sup> 2WD 21036 <sup>70</sup> 4WD	41040 2WD 41036 4WD	6117	26117	N/R	N/R	N/R	

SILVERADO (UP TO 3500 SERIES)

V6 4.3L 262CID		Z	1040 <sup>53</sup>	21040 <sup>70</sup>	41040	2487 <sup>284</sup> 2488 <sup>155</sup> 2488FR <sup>360</sup>	22487 <sup>284</sup> N/A <sup>155</sup> N/A <sup>360</sup>	4805 <sup>166</sup>	224805 <sup>166</sup>	4234805 <sup>166</sup>	6
V8 4.8L 294 CID	LR4	V	1522 <sup>53</sup>	21522 <sup>70</sup>	41522	2487 <sup>284</sup> 2488 <sup>155</sup> 2488FR <sup>360</sup>	22487 <sup>284</sup> N/A <sup>155</sup> N/A <sup>360</sup>	4805 <sup>166</sup>	224805 <sup>166</sup>	4234805 <sup>166</sup>	6
V8 5.3L 323CID	LM7	T	1042 <sup>53</sup>	21042 <sup>70</sup>	41042	2487 <sup>284</sup> 2488 <sup>155</sup> 2488FR <sup>360</sup>	22487 <sup>284</sup> N/A <sup>155</sup> N/A <sup>360</sup>	4805 <sup>166</sup>	224805 <sup>166</sup>	4234805 <sup>166</sup>	6

N/A = Not Available N/R = Not Required N/S = Not Servicable For cabin air locator chart, see pages 5-12 See pages 13-16 for footnotes

1) ProSelect - Normal Driving - Traditional Change Intervals 2) NAPA Gold - Severe Driving - OE Recommended intervals 3) NAPA Platinum - Harsh Driving - OE Recommend Intervals

N/A = Non disponible N/R = Non nécessaire N/S = Non réparable Voir le tableau des filtres et d'habitacle aux pages 5-12 Voir pages 13-16 pour des notes

1) NAPA ProSelect et Argent - Conduite normale - Intervalles normaux de remplacement 2) NAPA Or - Conduite difficile - Intervalles recommandés par FEO 3) NAPA Platine - Conduite très difficile - Intervalles recommandés par FEO

N/A = No disponible N/R = No requerido N/S = No Servicable Para el aire de la cabina y tabla de localización de filtro, consulte las páginas 5-12 Ver las páginas 13-16 para las notas al pie de página

1) NAPA ProSelect y Plata - Manejo normal - Intervallos normales de cambio 2) NAPA Oro - Manejo difícil - Intervallos recomendados por el OEM 3) NAPA Platino - Manejo muy difícil - Intervallos recomendados por el OEM

*Italicized Part Numbers May Not Be Available.*

Las piezas con números en *italicas* pueden no estar disponibles.

Les numéros de pièce en *italiques* peuvent ne pas être disponibles.

P  
a  
s  
s  
C  
a  
r  
L  
i  
g  
h  
t  
T  
r  
u  
c  
k  
O  
i  
l  
-  
A  
i  
r  
-  
C  
a  
b  
i  
n



CHEVROLET 2002

Pass Car Light Truck - Oil - Air - Cabin

Year/Año/Année Model/Modelo/Modele Engine/Motor/Moteur	Eng. Code Código de motor Code moteur	VIN NIV NIV	GOLD Oil Aceite Huile	ProSelect Oil Aceite Huile	Platinum Oil Aceite Huile	GOLD Air Aire Air	ProSelect Air Aire Air	GOLD Cabin Air Cabina Aire Cabine Air	ProSelect Cabin Air Cabina Aire Cabine Air	Platinum Cabin Air Cabina Aire Cabine Air	Loc. Cabin Air Cabina Aire Cabine Air
--	---	-------------------	--------------------------------	-------------------------------------	------------------------------------	----------------------------	---------------------------------	--	---	--	--

CHEVROLET (Cont'd/Suite)

**2002** (Cont'd/Suite)

SILVERADO (UP TO 3500 SERIES) (Cont'd/Suite)

V8 5.3L 323 CID Flex	L59	Z	1042 <sup>53</sup>	21042 <sup>70</sup>	41042	2487 2488 2488FR <sup>360</sup>	22487 N/A N/A <sup>360</sup>	4805 <sup>166</sup>	224805 <sup>166</sup>	4234805 <sup>166</sup>	6
V8 5.7L 350 CID (Mex.)			1060 <sup>53</sup> 2WD 1036 <sup>53</sup> 4WD	21060 <sup>70</sup> 2WD 21036 <sup>70</sup> 4WD	41060 2WD 41036 4WD	2098 6220	22098 26220	N/A	N/A	N/A	
V8 6.0L 364 CID	LQ4	U	1522 <sup>53</sup>	21522 <sup>70</sup>	41522	2487 <sup>284</sup> 2488 <sup>155</sup> 2488FR <sup>360</sup>	22487 <sup>284</sup> N/A <sup>155</sup> N/A <sup>360</sup>	4805 <sup>166</sup>	224805 <sup>166</sup>	4234805 <sup>166</sup>	6
V8 6.6L 400 CID Turbo Diesel		1	7202 <sup>53</sup>	27202 <sup>70</sup>	47202	6678	26678	4805 <sup>166</sup>	224805 <sup>166</sup>	4234805 <sup>166</sup>	6
V8 8.1L 496 CID		G	7099	27099 <sup>70</sup>	47099	2487 <sup>284</sup> 2488 <sup>155</sup> 2488FR <sup>360</sup>	22487 <sup>284</sup> N/A <sup>155</sup> N/A <sup>360</sup>	4805	224805	4234805	6

SILVERADO 3500

V8 5.7L 573cc 350 CID (Mex.)	L31		1060 <sup>53</sup>	21060 <sup>70</sup>	41060	6678	26678	230428	2230428	N/A	
------------------------------	-----	--	--------------------	---------------------	-------	------	-------	--------	---------	-----	--

SONORA

V8 5.7L 5700cc (Mex.)			1060 <sup>53</sup>	21060 <sup>70</sup>	41060	2487	22487	N/A	N/A	N/A	
-----------------------	--	--	--------------------	---------------------	-------	------	-------	-----	-----	-----	--

SUBURBAN (ALL)

V8 5.3L 323CID	LM7	T	1042 <sup>53</sup>	21042 <sup>70</sup>	41042	2487 <sup>284</sup> 2488 <sup>155</sup> 2488FR <sup>360</sup>	22487 <sup>284</sup> N/A <sup>155</sup> N/A <sup>360</sup>	4805	224805	4234805	6
V8 5.3L 323 CID Flex	L59	Z	1042 <sup>53</sup>	21042 <sup>70</sup>	41042	2487 <sup>284</sup> 2488 <sup>155</sup> 2488FR <sup>360</sup>	22487 <sup>284</sup> N/A <sup>155</sup> N/A <sup>360</sup>	4805	224805	4234805	6
V8 5.7L 5700cc (Mex.)			1522 <sup>53</sup>	21522 <sup>70</sup>	41522	2487	22487	N/A	N/A	N/A	
V8 6.0L 364 CID	LQ4	U	1522 <sup>53</sup>	21522 <sup>70</sup>	41522	2487 <sup>284</sup> 2488 <sup>155</sup> 2488FR <sup>360</sup>	22487 <sup>284</sup> N/A <sup>155</sup> N/A <sup>360</sup>	4805	224805	4234805	6
V8 8.1L 496 CID		G	7099	27099 <sup>70</sup>	47099	2487 <sup>284</sup> 2488 <sup>155</sup> 2488FR <sup>360</sup>	22487 <sup>284</sup> N/A <sup>155</sup> N/A <sup>360</sup>	4805	224805	4234805	6

TAHOE

V8 4.8L 294 CID	LR4	V	1522 <sup>53</sup>	21522 <sup>70</sup>	41522	2487 <sup>284</sup> 2488 <sup>155</sup> 2488FR <sup>360</sup>	22487 <sup>284</sup> N/A <sup>155</sup> N/A <sup>360</sup>	4805	224805	4234805	6
V8 5.3L 323CID	L59	T	1042 <sup>53</sup>	21042 <sup>70</sup>	41042	2487 <sup>284</sup> 2488 <sup>284</sup> 2488FR <sup>360</sup>	22487 <sup>284</sup> N/A <sup>284</sup> N/A <sup>360</sup>	4805	224805	4234805	6
	LM7	T	1042 <sup>53</sup>	21042 <sup>70</sup>	41042	2487 <sup>284</sup> 2488 <sup>155</sup> 2488FR <sup>360</sup>	22487 <sup>284</sup> N/A <sup>155</sup> N/A <sup>360</sup>	4805	224805	4234805	6

TRACKER

L4 1.6L 1588cc 98 CID			1348 <sup>53</sup>	21348 <sup>70</sup>	41348	6195	26195	4899	224899	N/A	5
L4 2.0L 1995cc	C		7145	27145 <sup>70</sup>	47145	6195	26195	4899	224899	N/A	5
V6 2.5L 2500cc	4		1391	21391	N/A	6195	26195	4899	224899	N/A	5

TRAILBLAZER

L6 4.2L 256 CID		S	1522 <sup>53</sup>	21522 <sup>70</sup>	41522	2729	22729	N/R	N/R	N/R	
-----------------	--	---	--------------------	---------------------	-------	------	-------	-----	-----	-----	--

VENTURE VAN

V6 3.4L 207 CID		E	1040 <sup>53</sup>	21040 <sup>70</sup>	41040	6302	26302	4161 <sup>79</sup>	224161 <sup>79</sup>	N/A <sup>79</sup>	5
-----------------	--	---	--------------------	---------------------	-------	------	-------	--------------------	----------------------	-------------------	---

ZAFIRA

L4 1.8 L 1796cc (Mex.)			1040 <sup>53</sup> Spin-on 7033 <sup>53</sup> Cart.	21040 <sup>70</sup> Spin-on 27033 <sup>70</sup> Cart.	41040 Spin-on N/A Cart.	9522	N/A	9364	N/A	N/A	
------------------------	--	--	--	--	----------------------------------	------	-----	------	-----	-----	--

N/A = Not Available N/R = Not Required N/S = Not Servicable For cabin air locator chart, see pages 5-12 See pages 13-16 for footnotes

1) ProSelect - Normal Driving - Traditional Change Intervals 2) NAPA Gold - Severe Driving - OE Recommended Intervals 3) NAPA Platinum - Harsh Driving - OE Recommend Intervals

N/A = Non disponible N/R = Non nécessaire N/S = Non réparable Voir le tableau des filtres et d'habitacle aux pages 5-12 Voir pages 13-16 pour des notes

1) NAPA ProSelect et Argent - Conduite normale - Intervalles normaux de remplacement 2) NAPA Or - Conduite difficile - Intervalles recommandés par FEO 3) NAPA Platine - Conduite très difficile - Intervalles recommandés par FEO

N/A = No disponible N/R = No requerido N/S = No Servicable Para el aire de la cabina y tabla de localización de filtro, consulte las páginas 5-12 Ver las páginas 13-16 para las notas al pie de página

1) NAPA ProSelect y Plata - Manejo normal - Intervalos normales de cambio 2) NAPA Oro - Manejo difícil - Intervalos recomendados por el OEM 3) NAPA Platino - Manejo muy difícil - Intervalos recomendados por el OEM

*Italicized Part Numbers May Not Be Available.*

Las piezas con números en *italicas* pueden no estar disponibles.  
Les numéros de pièce en *italiques* peuvent ne pas être disponibles.





Pass Car Light Truck - Oil - Air - Cabin

CHEVROLET 2002-2001

Year/Año/Année Model/Modelo/Modèle Engine/Motor/Moteur	Eng. Code Código de motor Code moteur	VIN NIV NIV	GOLD Oil Aceite Huile	ProSelect Oil Aceite Huile	Platinum Oil Aceite Huile	GOLD Air Aire Air	ProSelect Air Aire Air	GOLD Cabin Air Cabina Aire Cabine Air	ProSelect Cabin Air Cabina Aire Cabine Air	Platinum Cabin Air Cabina Aire Cabine Air	Loc. Cabin Air Cabina Aire Cabine Air
--	---	-------------------	--------------------------------	-------------------------------------	------------------------------------	----------------------------	---------------------------------	--	---	--	--

CHEVROLET (Cont'd/Suite)

**2002** (Cont'd/Suite)

ZAFIRA (Cont'd/Suite)

L4 2.2L 2198cc 134CID "ECOTEC" (Mex.)			7082	27082	47082	9522	N/A	9364	N/A	N/A	
---------------------------------------	--	--	------	-------	-------	------	-----	------	-----	-----	--

**2001**

400SS

V8 5.7L 5700cc (Mex.)			1060 <sup>53</sup>	21060 <sup>70</sup>	41060	2487	22487	N/A	N/A	N/A	
-----------------------	--	--	--------------------	---------------------	-------	------	-------	-----	-----	-----	--

ASTRA

L4 1.8 L 1796cc (Mex.)			7033	27033	N/A	9522	N/A	9364	N/A	N/A	
L4 2.2L 2198cc 134CID "ECOTEC" (Mex.)			7082	27082	47082	9522	N/A	N/A	N/A	N/A	
L4 2.4L 2405cc BI-Fuel (Mex.)			7082	27082	47082			9364	N/A	N/A	

ASTRO

V6 4.3L 262CID		Z	1040 <sup>53</sup>	21040 <sup>70</sup>	41040	6117		26117	N/R	N/R	N/R
----------------	--	---	--------------------	---------------------	-------	------	--	-------	-----	-----	-----

BLAZER

V6 4.3L 262CID		Z	1040 <sup>53</sup> 2WD 1036 <sup>53</sup> 4WD	21040 <sup>70</sup> 2WD 21036 <sup>70</sup> 4WD	41040 2WD 41036 4WD	6117		26117	N/R	N/R	N/R
----------------	--	---	--	--	------------------------------	------	--	-------	-----	-----	-----

BLAZER TRAILBLAZER

V6 4.3L 262CID		Z	1036 <sup>53</sup>	21036 <sup>70</sup>	41036	6117		26117	N/R	N/R	N/R
----------------	--	---	--------------------	---------------------	-------	------	--	-------	-----	-----	-----

C35

V8 5.7L (Mex.)			1060 <sup>53</sup>	21060 <sup>70</sup>	41060	2098	22098	N/A	N/A	N/A	
----------------	--	--	--------------------	---------------------	-------	------	-------	-----	-----	-----	--

C3500HD CHASSIS CAB

V8 6.5L 395 CID Turbo Diesel		F	1060 <sup>53</sup>	21060 <sup>70</sup>	41060	6440 6441 <sup>285</sup>	26440 N/A <sup>285</sup>	N/R	N/R	N/R	
V8 8.1L 496 CID		G	7099	27099 <sup>70</sup>	47099	6440 6441 <sup>285</sup>	26440 N/A <sup>285</sup>	4805	224805	4234805	6

CAMARO

V6 3.8L 231 CID	L36	K	1040 <sup>53</sup>	21040 <sup>70</sup>	41040	6144	26144	N/R	N/R	N/R	
V8 5.7L 346 CID		G	1042 <sup>53</sup>	21042 <sup>70</sup>	41042	6144	26144	N/R	N/R	N/R	

CAVALIER

L4 2.2L 134 CID		4	1040 <sup>53</sup>	21040 <sup>70</sup>	41040	6503	26503	N/R	N/R	N/R	
L4 2.2L 2198cc BioFuel (Mex.)	L61		7082	27082	47082	6503	26503	N/A	N/A	N/A	
L4 2.4L 146 CID		T	1042 <sup>53</sup>	21042 <sup>70</sup>	41042	6503	26503	N/R	N/R	N/R	

CELTA

L4 1.6L 1597cc (Mex.)			1040 <sup>53</sup>	21040 <sup>70</sup>	41040	N/A	N/A	N/A	N/A	N/A	
-----------------------	--	--	--------------------	---------------------	-------	-----	-----	-----	-----	-----	--

CHEVY

L4 1.4L 1400cc 85 CID (Mex.)			1040 <sup>53</sup>	21040 <sup>70</sup>	41040	200038	N/A	N/A	N/A	N/A	
L4 1.6L 1597cc (Mex.)			1040 <sup>53</sup>	21040 <sup>70</sup>	41040	200038	N/A	4472	N/A	N/A	

CHEVY C2

L4 1.6L 1597cc (Mex.)			1040 <sup>53</sup>	21040 <sup>70</sup>	41040	N/A	N/A	N/A	N/A	N/A	
-----------------------	--	--	--------------------	---------------------	-------	-----	-----	-----	-----	-----	--

CHEVY SWING

L4 1.4L 1389cc (Mex.)			1040 <sup>53</sup>	21040 <sup>70</sup>	41040	200038	N/A	N/A	N/A	N/A	
L4 1.6L 1597cc (Mex.)			1040 <sup>53</sup>	21040 <sup>70</sup>	41040	200038	N/A	4472	N/A	N/A	

CHEYENNE

V8 5.7L (Mex.)			1060 <sup>53</sup>	21060 <sup>70</sup>	41060	2487 2488 2488FR <sup>360</sup>	22487 N/A N/A <sup>360</sup>	N/A	N/A	N/A	
----------------	--	--	--------------------	---------------------	-------	---------------------------------------	------------------------------------	-----	-----	-----	--

CORVETTE

V8 5.7L 346 CID		G,S	1042 <sup>53</sup>	21042 <sup>70</sup>	41042	6144	26144	N/R	N/R	N/R	
-----------------	--	-----	--------------------	---------------------	-------	------	-------	-----	-----	-----	--

EXPRESS VAN (UP TO 4500 SERIES)

V6 4.3L 262CID		Z	1040 <sup>53</sup>	21040 <sup>70</sup>	41040	6573	26573	N/R	N/R	N/R	
----------------	--	---	--------------------	---------------------	-------	------	-------	-----	-----	-----	--

N/A = Not Available N/R = Not Required N/S = Not Servicable For cabin air locator chart, see pages 5-12 See pages 13-16 for footnotes

1) ProSelect - Normal Driving - Traditional Change Intervals 2) NAPA Gold - Severe Driving - OE Recommended intervals 3) NAPA Platinum - Harsh Driving - OE Recommend Intervals

N/A = Non disponible N/R = Non nécessaire N/S = Non réparable Voir le tableau des filtres et d'habitacle aux pages 5-12 Voir pages 13-16 pour des notes

1) NAPA ProSelect et Argent - Conduite normale - Intervalles normaux de remplacement 2) NAPA Or - Conduite difficile - Intervalles recommandés par FEO 3) NAPA Platine - Conduite très difficile - Intervalles recommandés par FEO

N/A = No disponible N/R = No requerido N/S = No Servicable Para el aire de la cabina y tabla de localización de filtro, consulte las páginas 5-12 Ver las páginas 13-16 para las notas al pie de página

1) NAPA ProSelect y Plata - Manejo normal - Intervalos normales de cambio 2) NAPA Oro - Manejo difícil - Intervalos recomendados por el OEM 3) NAPA Platino - Manejo muy difícil - Intervalos recomendados por el OEM

*Italicized Part Numbers May Not Be Available.*

Las piezas con números en *italicas* pueden no estar disponibles.

Les numéros de pièce en *italiques* peuvent ne pas être disponibles.

P  
a  
s  
s  
C  
a  
r  
L  
i  
g  
h  
t  
T  
r  
u  
c  
k  
O  
i  
l  
-  
A  
i  
r  
-  
C  
a  
b  
i  
n



CHEVROLET 2001

Pass Car Light Truck - Oil - Air - Cabin

Year/Año/Année Model/Modelo/Modele Engine/Motor/Moteur	Eng. Code Código de motor Code moteur	VIN NIV NIV	GOLD Oil Aceite Huile	ProSelect Oil Aceite Huile	Platinum Oil Aceite Huile	GOLD Air Aire Air	ProSelect Air Aire Air	GOLD Cabin Air Cabina Aire Cabine Air	ProSelect Cabin Air Cabina Aire Cabine Air	Platinum Cabin Air Cabina Aire Cabine Air	Loc. Cabin Air Cabina Aire Cabine Air
--	---	-------------------	--------------------------------	-------------------------------------	------------------------------------	----------------------------	---------------------------------	--	---	--	--

CHEVROLET (Cont'd/Suite)

**2001** (Cont'd/Suite)

EXPRESS VAN (UP TO 4500 SERIES) (Cont'd/Suite)

V8 5.0L 305 CID		M	1060 <sup>53</sup>	21060 <sup>70</sup>	41060	6573	26573	N/R	N/R	N/R	
V8 5.7L 350 CID		R	1060 <sup>53</sup>	21060 <sup>70</sup>	41060	6573	26573	N/R	N/R	N/R	
V8 6.5L 395 CID Turbo Diesel		F	1060 <sup>53</sup>	21060 <sup>70</sup>	41060	6144	26144	N/R	N/R	N/R	
V8 8.1L 496 CID		G	7099	27099 <sup>70</sup>	47099	6573	26573	N/R	N/R	N/R	

G30

V6 4.3L 262 CID (Mex.)			1340 N/S	N/A N/S	N/A N/A	6144	26144	N/A	N/A	N/A	
------------------------	--	--	-------------	------------	------------	------	-------	-----	-----	-----	--

IMPALA

V6 3.2L 207 CID	LA1	E	1040 <sup>53</sup>	21040 <sup>70</sup>	41040	6153	26153	4780	224780	4234780	1
V6 3.8L 231 CID	L36	K	1040 <sup>53</sup>	21040 <sup>70</sup>	41040	6153	26153	4780	224780	4234780	1

JOY

L4 1.6L 1597cc (Mex.)			1040 <sup>53</sup>	21040 <sup>70</sup>	41040	N/A	N/A	N/A	N/A	N/A	
-----------------------	--	--	--------------------	---------------------	-------	-----	-----	-----	-----	-----	--

LUMINA

V6 3.1L 189 CID		J	1040 <sup>53</sup>	21040 <sup>70</sup>	41040	6302	26302	N/R	N/R	N/R	
-----------------	--	---	--------------------	---------------------	-------	------	-------	-----	-----	-----	--

LUV

L4 2.2L 2200cc (Mex.)			1334 <sup>53</sup>	21334 <sup>70</sup>	41334	6006	26006	N/A	N/A	N/A	
L4 2.3L 2300cc (Mex.)			1334 <sup>53</sup>	21334 <sup>70</sup>	41334	6006	26006	N/A	N/A	N/A	

MALIBU

L4 2.4L 2392cc 146 CID (Mex.)	LD9		1042 <sup>53</sup>	21042 <sup>70</sup>	41042	6035	26035	N/A	N/A	N/A	
V6 3.1L 189 CID		J	1040 <sup>53</sup>	21040 <sup>70</sup>	41040	6035	26035	N/R	N/R	N/R	

METRO

L4 1.3L 79 CID		2	1348 <sup>53</sup>	21348 <sup>70</sup>	41348	6182	N/A	N/R	N/R	N/R	
----------------	--	---	--------------------	---------------------	-------	------	-----	-----	-----	-----	--

MONTE CARLO

V6 3.4L 207 CID	LA1	E	1040 <sup>53</sup>	21040 <sup>70</sup>	41040	6153	26153	4780	224780	4234780	1
V6 3.8L 231 CID	L36	K	1040 <sup>53</sup>	21040 <sup>70</sup>	41040	6153	26153	4780	224780	4234780	1

MONZA

L4 1.4L 1400cc (Mex.)			1040 <sup>53</sup>	21040 <sup>70</sup>	41040	200038	N/A	N/A	N/A	N/A	
L4 1.6L 1597cc (Mex.)			1040 <sup>53</sup>	21040 <sup>70</sup>	41040	200038	N/A	N/A	N/A	N/A	

PICKUP C & K SERIES (UP TO 3500 SERIES)

V6 4.3L 262CID (Mex.)		Z	1036 <sup>53</sup>	21036 <sup>70</sup>	41036	6440	26440	N/A	N/A	N/A	
V8 5.7L 350 CID (Mex.)		R	1060 <sup>53</sup> 2WD	21060 <sup>70</sup> 2WD	41060 2WD	6440 6441	26440 N/A	N/R	N/R	N/R	6

POP

L4 1.4L 1389cc (Mex.)			1040 <sup>53</sup>	21040 <sup>70</sup>	41040	200038	N/A	N/A	N/A	N/A	
L4 1.6L 1597cc (Mex.)			1040 <sup>53</sup>	21040 <sup>70</sup>	41040	200038	N/A	N/A	N/A	N/A	

PRIZM

L4 1.8L 1762cc		8	1394 <sup>53</sup>	21394 <sup>70</sup>	41394	6273	26273	N/R	N/R	N/R	
----------------	--	---	--------------------	---------------------	-------	------	-------	-----	-----	-----	--

S10 PICKUP

L4 2.2L 2190cc 134 CID			1040 <sup>53</sup>	21040 <sup>70</sup>	41040	6117	26117	N/R	N/R	N/R	
L4 2.2L 2190cc 134 CID Flex		5	1040 <sup>53</sup>	21040 <sup>70</sup>	41040	6117	26117	N/R	N/R	N/R	
V6 4.3L 262CID		Z	1040 <sup>53</sup> 2WD 1036 <sup>53</sup> 4WD	21040 <sup>70</sup> 2WD 21036 <sup>70</sup> 4WD	41040 2WD 41036 4WD	6117	26117	N/R	N/R	N/R	

SILVERADO (UP TO 3500 SERIES)

V6 4.3L 262CID		Z	1040 <sup>53</sup>	21040 <sup>70</sup>	41040	2487 <sup>284</sup> 2488 <sup>155</sup> 2488FR <sup>360</sup>	22487 <sup>284</sup> N/A <sup>155</sup> N/A <sup>360</sup>	4805 <sup>166</sup>	224805 <sup>166</sup>	4234805 <sup>166</sup>	6
V8 4.8L 294 CID	LR4	V	1522 <sup>53</sup>	21522 <sup>70</sup>	41522	2487 <sup>284</sup> 2488 <sup>155</sup> 2488FR <sup>360</sup>	22487 <sup>284</sup> N/A <sup>155</sup> N/A <sup>360</sup>	4805 <sup>166</sup>	224805 <sup>166</sup>	4234805 <sup>166</sup>	6

N/A = Not Available N/R = Not Required N/S = Not Servicable For cabin air locator chart, see pages 5-12 See pages 13-16 for footnotes

1) ProSelect - Normal Driving - Traditional Change Intervals 2) NAPA Gold - Severe Driving - OE Recommended Intervals 3) NAPA Platinum - Harsh Driving - OE Recommend Intervals

N/A = Non disponible N/R = Non nécessaire N/S = Non réparable Voir le tableau des filtres et d'habitacle aux pages 5-12 Voir pages 13-16 pour des notes

1) NAPA ProSelect et Argent - Conduite normale - Intervalles normaux de remplacement 2) NAPA Or - Conduite difficile - Intervalles recommandés par FEO 3) NAPA Platine - Conduite très difficile - Intervalles recommandés par FEO

N/A = No disponible N/R = No requerido N/S = No Servicable Para el aire de la cabina y tabla de localización de filtro, consulte las páginas 5-12 Ver las páginas 13-16 para las notas al pie de página

1) NAPA ProSelect y Plata - Manejo normal - Intervalos normales de cambio 2) NAPA Oro - Manejo difícil - Intervalos recomendados por el OEM 3) NAPA Platino - Manejo muy difícil - Intervalos recomendados por el OEM

*Italicized Part Numbers May Not Be Available.*

Las piezas con números en *italicas* pueden no estar disponibles.  
Les numéros de pièce en *italiques* peuvent ne pas être disponibles.



Pass Car Light Truck - Oil - Air - Cabin

CHEVROLET 2001 —  
CHRYSLER 2023

Year/Año/Année Model/Modelo/Modèle Engine/Motor/Moteur	Eng. Code Código de motor Code moteur	VIN NIV NIV	GOLD Oil Aceite Huile	ProSelect Oil Aceite Huile	Platinum Oil Aceite Huile	GOLD Air Aire Air	ProSelect Air Aire Air	GOLD Cabin Air Cabina Aire Cabine Air	ProSelect Cabin Air Cabina Aire Cabine Air	Platinum Cabin Air Cabina Aire Cabine Air	Loc. Cabin Air Cabina Aire Cabine Air
--	---	-------------------	--------------------------------	-------------------------------------	------------------------------------	----------------------------	---------------------------------	--	---	--	--

CHEVROLET (Cont'd/Suite)

**2001** (Cont'd/Suite)

SILVERADO (UP TO 3500 SERIES) (Cont'd/Suite)

V8 5.3L 323CID	LM7	T	1042 <sup>53</sup>	21042 <sup>70</sup>	41042	2487 <sup>284</sup> 2488 <sup>155</sup> 2488FR <sup>360</sup>	22487 <sup>284</sup> N/A <sup>155</sup> N/A <sup>360</sup>	4805 <sup>166</sup>	224805 <sup>166</sup>	4234805 <sup>166</sup>	6
V8 5.7L 350 CID			1060 <sup>53</sup> 2WD 1036 <sup>53</sup> 4WD	21060 <sup>70</sup> 2WD 21036 <sup>70</sup> 4WD	41060 2WD 41036 4WD	2098 6220	22098 26220	N/R	N/R	N/R	
V8 6.0L 364 CID	LQ4	U	1522 <sup>53</sup>	21522 <sup>70</sup>	41522	2487 <sup>284</sup> 2488 <sup>155</sup> 2488FR <sup>360</sup>	22487 <sup>284</sup> N/A <sup>155</sup> N/A <sup>360</sup>	4805 <sup>166</sup>	224805 <sup>166</sup>	4234805 <sup>166</sup>	6
V8 6.6L 400 CID Turbo Diesel		1	7202 <sup>53</sup>	27202 <sup>70</sup>	47202	6678	26678	4805 <sup>166</sup>	224805 <sup>166</sup>	4234805 <sup>166</sup>	6
V8 8.1L 496 CID	G	G	7099	27099 <sup>70</sup>	47099	2487 <sup>284</sup> 2488 <sup>155</sup> 2488FR <sup>360</sup>	22487 <sup>284</sup> N/A <sup>155</sup> N/A <sup>360</sup>	4805 <sup>166</sup>	224805 <sup>166</sup>	4234805 <sup>166</sup>	6

SILVERADO 3500

V8 5.7L 5733cc 350 CID (Mex.)	L31		1060 <sup>53</sup>	21060 <sup>70</sup>	41060	6678	26678	230428	2230428	N/A	
-------------------------------	-----	--	--------------------	---------------------	-------	------	-------	--------	---------	-----	--

SONORA

V8 5.7L 5700cc (Mex.)			1060 <sup>53</sup>	21060 <sup>70</sup>	41060	2487	22487	N/A	N/A	N/A	
-----------------------	--	--	--------------------	---------------------	-------	------	-------	-----	-----	-----	--

SUBURBAN (ALL)

V8 5.3L 323CID	LM7	T	1042 <sup>53</sup>	21042 <sup>70</sup>	41042	2487 <sup>284</sup> 2488 <sup>155</sup> 2488FR <sup>360</sup>	22487 <sup>284</sup> N/A <sup>155</sup> N/A <sup>360</sup>	4805	224805	4234805	6
V8 6.0L 364 CID	LQ4	U	1522 <sup>53</sup>	21522 <sup>70</sup>	41522	2487 <sup>284</sup> 2488 <sup>155</sup> 2488FR <sup>360</sup>	22487 <sup>284</sup> N/A <sup>155</sup> N/A <sup>360</sup>	4805	224805	4234805	6
V8 8.1L 496 CID	G	G	7099	27099 <sup>70</sup>	47099	2487 <sup>284</sup> 2488 <sup>155</sup> 2488FR <sup>360</sup>	22487 <sup>284</sup> N/A <sup>155</sup> N/A <sup>360</sup>	4805	224805	4234805	6

SUBURBAN 1500

V8 5.7L (Mex.)			N/S	N/S	N/A	N/S	N/S	4805	224805	4234805	
----------------	--	--	-----	-----	-----	-----	-----	------	--------	---------	--

TAHOE

V8 4.8L 294 CID	LR4	V	1522 <sup>53</sup>	21522 <sup>70</sup>	41522	2487 <sup>284</sup> 2488 <sup>155</sup> 2488FR <sup>360</sup>	22487 <sup>284</sup> N/A <sup>155</sup> N/A <sup>360</sup>	4805	224805	4234805	6
V8 5.3L 323CID	LM7	T	1042 <sup>53</sup>	21042 <sup>70</sup>	41042	2487 <sup>284</sup> 2488 <sup>155</sup> 2488FR <sup>360</sup>	22487 <sup>284</sup> N/A <sup>155</sup> N/A <sup>360</sup>	4805	224805	4234805	6

TRACKER

L4 1.6L 1588cc 98 CID			1348 <sup>53</sup>	21348 <sup>70</sup>	41348	6195	26195	4899	224899	N/A	5
L4 2.0L 1995cc		C	7145	27145 <sup>70</sup>	47145	6195	26195	4899	224899	N/A	5
V6 2.5L 2500cc		4	1391	21391	N/A	6195	26195	4899	224899	N/A	5

VENTURE VAN

V6 3.4L 207 CID		E	1040 <sup>53</sup>	21040 <sup>70</sup>	41040	6302	26302	4161 <sup>79</sup>	224161 <sup>79</sup>	N/A <sup>79</sup>	5
-----------------	--	---	--------------------	---------------------	-------	------	-------	--------------------	----------------------	-------------------	---

CHRYSLER

**2023**

300

V6 3.6L 3604CC 220CID			100010	2100010	4100010	9746	29746	4048	224048	4234048	1
V8 5.7L		T	7060 <sup>53</sup>	27060 <sup>70</sup>	47060	9746	29746	4048	224048	4234048	1

300C

V8 6.4L 6425CC 392CID			1372 <sup>53</sup>	21372 <sup>70</sup>	41372	9746	29746	4048	224048	4234048	
-----------------------	--	--	--------------------	---------------------	-------	------	-------	------	--------	---------	--

Grand Caravan

V6 3.6L 3604CC 220CID			100010	2100010	4100010	200649	2200649	230316	N/A	N/A	4
-----------------------	--	--	--------	---------	---------	--------	---------	--------	-----	-----	---

N/A = Not Available N/R = Not Required N/S = Not Servicable For cabin air locator chart, see pages 5-12 See pages 13-16 for footnotes

1) ProSelect - Normal Driving - Traditional Change Intervals 2) NAPA Gold - Severe Driving - OE Recommended intervals 3) NAPA Platinum - Harsh Driving - OE Recommend Intervals

N/A = Non disponible N/R = Non nécessaire N/S = Non réparable Voir le tableau des filtres et d'habitacle aux pages 5-12 Voir pages 13-16 pour des notes

1) NAPA ProSelect et Argent - Conduite normale - Intervalles normaux de remplacement 2) NAPA Or - Conduite difficile - Intervalles recommandés par FEO 3) NAPA Platine - Conduite très difficile - Intervalles recommandés par FEO

N/A = No disponible N/R = No requerido N/S = No Servicable Para el aire de la cabina y tabla de localización de filtro, consulte las páginas 5-12 Ver las páginas 13-16 para las notas al pie de página

1) NAPA ProSelect y Plata - Manejo normal - Intervalos normales de cambio 2) NAPA Oro - Manejo difícil - Intervalos recomendados por el OEM 3) NAPA Platino - Manejo muy difícil - Intervalos recomendados por el OEM

*Italicized Part Numbers May Not Be Available.*

Las piezas con números en *italicas* pueden no estar disponibles.

Les numéros de pièce en *italiques* peuvent ne pas être disponibles.

P  
a  
s  
s  
C  
a  
r  
L  
i  
g  
h  
t  
T  
r  
u  
c  
k  
O  
i  
l  
-  
A  
i  
r  
-  
C  
a  
b  
i  
n



CHRYSLER 2023-2019

Pass Car Light Truck - Oil - Air - Cabin

Year/Año/Année Model/Modelo/Modèle Engine/Motor/Moteur	Eng. Code Código de motor Code moteur	VIN NIV NIV	GOLD Oil Aceite Huile	ProSelect Oil Aceite Huile	Platinum Oil Aceite Huile	GOLD Air Aire Air	ProSelect Air Aire Air	GOLD Cabin Air Cabina Aire Cabine Air	ProSelect Cabin Air Cabina Aire Cabine Air	Platinum Cabin Air Cabina Aire Cabine Air	Loc. Cabin Air Cabina Aire Cabine Air
--	---	-------------------	--------------------------------	-------------------------------------	------------------------------------	----------------------------	---------------------------------	--	---	--	--

CHRYSLER (Cont'd/Suite)

**2023** (Cont'd/Suite)

PACIFICA

V6 3.6L 3604CC 220CID			100010	2100010	4100010	200649	2200649	230316	N/A	N/A	4
-----------------------	--	--	--------	---------	---------	--------	---------	--------	-----	-----	---

PACIFICA Hybrid

V 6 3.6L 3604cc 220 CID Electric/Gas	EH3		100010	2100010	4100010	200772	N/A	230316	N/A	N/A	4
---	-----	--	--------	---------	---------	--------	-----	--------	-----	-----	---

VOYAGER

V6 3.6L 3604CC 220CID			100010	2100010	4100010	200649	2200649	230316	N/A	N/A	4
-----------------------	--	--	--------	---------	---------	--------	---------	--------	-----	-----	---

**2022**

300

V6 3.6L 3604CC 220CID			100010	2100010	4100010	9746	29746	4048	224048	4234048	1
V8 5.7L		T	7060 <sup>FS</sup>	27060 <sup>PS</sup>	47060	9746	29746	4048	224048	4234048	1

Grand Caravan

V6 3.6L 3604CC 220CID			100010	2100010	4100010	200649	2200649	230316	N/A	N/A	4
-----------------------	--	--	--------	---------	---------	--------	---------	--------	-----	-----	---

PACIFICA

V6 3.6L 3604CC 220CID			100010	2100010	4100010	200649	2200649	230316	N/A	N/A	4
-----------------------	--	--	--------	---------	---------	--------	---------	--------	-----	-----	---

PACIFICA Hybrid

V 6 3.6L 3604cc 220 CID Electric/Gas	EH3		100010	2100010	4100010	200772	N/A	230316	N/A	N/A	4
---	-----	--	--------	---------	---------	--------	-----	--------	-----	-----	---

VOYAGER

V6 3.6L 3604CC 220CID			100010	2100010	4100010	200649	2200649	230316	N/A	N/A	4
-----------------------	--	--	--------	---------	---------	--------	---------	--------	-----	-----	---

**2021**

300

V6 3.6L 3604CC 220CID			100010	2100010	4100010	9746	29746	4048	224048	4234048	1
V8 5.7L		T	7060	27060	47060	9746	29746	4048	224048	4234048	1

Grand Caravan

V6 3.6L 3604CC 220CID			100010	2100010	4100010	200649	2200649	230316	N/A	N/A	4
-----------------------	--	--	--------	---------	---------	--------	---------	--------	-----	-----	---

PACIFICA

V6 3.6L 3604CC 220CID			100010	2100010	4100010	200649	2200649	230316	N/A	N/A	4
-----------------------	--	--	--------	---------	---------	--------	---------	--------	-----	-----	---

PACIFICA Hybrid

V 6 3.6L 3604cc 220 CID Electric/Gas	EH3		100010	2100010	4100010	200772	N/A	230316	N/A	N/A	4
---	-----	--	--------	---------	---------	--------	-----	--------	-----	-----	---

VOYAGER

V6 3.6L 3604CC 220CID			100010	2100010	4100010	200649	2200649	230316	N/A	N/A	4
-----------------------	--	--	--------	---------	---------	--------	---------	--------	-----	-----	---

**2020**

300

V6 3.6L 3604CC 220CID			100010	2100010	4100010	9746	29746	4048	224048	4234048	1
V8 5.7L		T	7060	27060	47060	9746	29746	4048	224048	4234048	1

PACIFICA

V6 3.6L 3604CC 220CID			100010	2100010	4100010	200649	2200649	230316	N/A	N/A	4
-----------------------	--	--	--------	---------	---------	--------	---------	--------	-----	-----	---

PACIFICA Hybrid

V 6 3.6L 3604cc 220 CID Electric/Gas	EH3		100010	2100010	4100010	200772	N/A	230316	N/A	N/A	4
---	-----	--	--------	---------	---------	--------	-----	--------	-----	-----	---

VOYAGER

V6 3.6L 3604CC 220CID			100010	2100010	4100010	200649	2200649	230316	N/A	N/A	4
-----------------------	--	--	--------	---------	---------	--------	---------	--------	-----	-----	---

**2019**

300

V6 3.6L 3604CC 220CID			100010	2100010	4100010	9746	29746	4048	224048	4234048	1
V8 5.7L		T	7060	27060	47060	9746	29746	4048	224048	4234048	1

N/A = Not Available N/R = Not Required N/S = Not Servicable For cabin air locator chart, see pages 5-12 See pages 13-16 for footnotes

1) ProSelect - Normal Driving - Traditional Change Intervals 2) NAPA Gold - Severe Driving - OE Recommended intervals 3) NAPA Platinum - Harsh Driving - OE Recommend Intervals

N/A = Non disponible N/R = Non nécessaire N/S = Non réparable Voir le tableau des filtres et d'habitacle aux pages 5-12 Voir pages 13-16 pour des notes

1) NAPA ProSelect et Argent - Conduite normale - Intervalles normaux de remplacement 2) NAPA Or - Conduite difficile - Intervalles recommandés par FEO 3) NAPA Platine - Conduite très difficile - Intervalles recommandés par FEO

N/A = No disponible N/R = No requerido N/S = No Servicable Para el aire de la cabina y tabla de localización de filtro, consulte las páginas 5-12 Ver las páginas 13-16 para las notas al pie de página

1) NAPA ProSelect y Plata - Manejo normal - Intervalos normales de cambio 2) NAPA Oro - Manejo difícil - Intervalos recomendados por el OEM 3) NAPA Platino - Manejo muy difícil - Intervalos recomendados por el OEM

*Italicized Part Numbers May Not Be Available.*

Las piezas con números en *italicas* pueden no estar disponibles.  
Les numéros de pièce en *italiques* peuvent ne pas être disponibles.



Pass Car Light Truck - Oil - Air - Cabin

CHRYSLER 2019-2014

Year/Año/Année Model/Modelo/Modèle Engine/Motor/Moteur	Eng. Code Código de motor Code moteur	VIN NIV NIV	GOLD Oil Aceite Huile	ProSelect Oil Aceite Huile	Platinum Oil Aceite Huile	GOLD Air Aire Air	ProSelect Air Aire Air	GOLD Cabin Air Cabina Aire Cabine Air	ProSelect Cabin Air Cabina Aire Cabine Air	Platinum Cabin Air Cabina Aire Cabine Air	Loc. Cabin Air Cabina Aire Cabine Air
--	---	-------------------	--------------------------------	-------------------------------------	------------------------------------	----------------------------	---------------------------------	--	---	--	--

CHRYSLER (Cont'd/Suite)

**2019** (Cont'd/Suite)

**PACIFICA**

V6 3.6L 3604CC 220CID			100010	2100010	4100010	200649	2200649	230316	N/A	N/A	4
-----------------------	--	--	--------	---------	---------	--------	---------	--------	-----	-----	---

**PACIFICA Hybrid**

V 6 3.6L 3604cc 220 CID Electric/Gas	EH3		100010	2100010	4100010	200772	N/A	230316	N/A	N/A	4
---	-----	--	--------	---------	---------	--------	-----	--------	-----	-----	---

**2018**

**300**

V6 3.6L 3604CC 220CID			100010	2100010	4100010	9746	29746	4048	224048	4234048	1
V8 5.7L		T	7060	27060	47060	9746	29746	4048	224048	4234048	1

**PACIFICA**

V6 3.6L 3604CC 220CID			100010	2100010	4100010	200649	2200649	230316	N/A	N/A	4
-----------------------	--	--	--------	---------	---------	--------	---------	--------	-----	-----	---

**PACIFICA Hybrid**

V 6 3.6L 3604cc 220 CID Electric/Gas	EH3		100010	2100010	4100010	200772	N/A	230316	N/A	N/A	4
---	-----	--	--------	---------	---------	--------	-----	--------	-----	-----	---

**2017**

**200**

L4 2.4L 2360cc 144 CID			7060 <sup>53</sup>	27060 <sup>70</sup>	47060	200296	2200296	230142	2230142	N/A	3
V6 3.6L 3604CC 220CID		G	100010	2100010	4100010	200270	N/A	230142	2230142	N/A	3

**300**

V6 3.6L 3604CC 220CID		G	100010	2100010	4100010	9746	29746	4048	224048	4234048	1
V8 5.7L 345 CID			7060 <sup>53</sup>	27060 <sup>70</sup>	47060	9746	29746	4048	224048	4234048	1

**PACIFICA**

V6 3.6L 3604CC 220CID		G	100010	2100010	4100010	200649	2200649	230316	N/A	N/A	4
-----------------------	--	---	--------	---------	---------	--------	---------	--------	-----	-----	---

**PACIFICA Hybrid**

V 6 3.6L 3604cc 220 CID Electric/Gas	EH3		100010	2100010	4100010	200772	N/A	230316	N/A	N/A	4
---	-----	--	--------	---------	---------	--------	-----	--------	-----	-----	---

**2016**

**200**

L4 2.4L 2360cc 144 CID			7060 <sup>53</sup>	27060 <sup>70</sup>	47060	200296	2200296	230142	2230142	N/A	3
V6 3.6L 3604CC 220CID		G	100010	2100010	4100010	200270	N/A	230142	2230142	N/A	3

**300**

V6 3.6L 3604CC 220CID		G	100010	2100010	4100010	9746	29746	4048	224048	4234048	1
V8 5.7L 345 CID			7060 <sup>53</sup>	27060 <sup>70</sup>	47060	9746	29746	4048	224048	4234048	1

**TOWN & COUNTRY**

V6 3.6L 3604CC 220CID </>		G	100010	2100010	4100010	9737	29737	4479	224479	4234479	4
---------------------------	--	---	--------	---------	---------	------	-------	------	--------	---------	---

**2015**

**200**

L4 2.4L 2360cc 144 CID			7060 <sup>53</sup>	27060 <sup>70</sup>	47060	200296	2200296	230142	2230142	N/A	3
V6 3.6L 3604CC 220CID		G	100010	2100010	4100010	200270	N/A	230142	2230142	N/A	3

**300**

V6 3.6L 3604CC 220CID		G	100010	2100010	4100010	9746	29746	4048	224048	4234048	1
V8 5.7L 345 CID		T	7899	27899 <sup>70</sup>	47899	9746	29746	4048	224048	4234048	1

**TOWN & COUNTRY**

V6 3.6L 3604CC 220CID		G	100010	2100010	4100010	9737	29737	4479	224479	4234479	4
-----------------------	--	---	--------	---------	---------	------	-------	------	--------	---------	---

**2014**

**200**

L4 2.4L 2360cc 144 CID	ED3 EDG	B B	7060 <sup>53</sup> 7060 <sup>53</sup>	27060 <sup>70</sup> 27060 <sup>70</sup>	47060 47060	9926 9926	29926 29926	4313 4313	224313 224313	4234313 4234313	3 3
------------------------	------------	--------	--	--	----------------	--------------	----------------	--------------	------------------	--------------------	--------

N/A = Not Available N/R = Not Required N/S = Not Servicable For cabin air locator chart, see pages 5-12 See pages 13-16 for footnotes

1) ProSelect - Normal Driving - Traditional Change Intervals 2) NAPA Gold - Severe Driving - OE Recommended intervals 3) NAPA Platinum - Harsh Driving - OE Recommend Intervals

N/A = Non disponible N/R = Non nécessaire N/S = Non réparable Voir le tableau des filtres et d'habitacle aux pages 5-12 Voir pages 13-16 pour des notes

1) NAPA ProSelect et Argent - Conduite normale - Intervalles normaux de remplacement 2) NAPA Or - Conduite difficile - Intervalles recommandés par FEO 3) NAPA Platine - Conduite très difficile - Intervalles recommandés par FEO

N/A = No disponible N/R = No requerido N/S = No Servicable Para el aire de la cabina y tabla de localización de filtro, consulte las páginas 5-12 Ver las páginas 13-16 para las notas al pie de página

1) NAPA ProSelect y Plata - Manejo normal - Intervalos normales de cambio 2) NAPA Oro - Manejo difícil - Intervalos recomendados por el OEM 3) NAPA Platino - Manejo muy difícil - Intervalos recomendados por el OEM

*Italicized Part Numbers May Not Be Available.*

Las piezas con números en *italicas* pueden no estar disponibles.

Les numéros de pièce en *italiques* peuvent ne pas être disponibles.

P  
a  
s  
s  
C  
a  
r  
L  
i  
g  
h  
t  
T  
r  
u  
c  
k  
O  
i  
l  
-  
A  
i  
r  
-  
C  
a  
b  
i  
n



CHRYSLER 2014-2011

Pass Car Light Truck - Oil - Air - Cabin

Year/Año/Année Model/Modelo/Modèle Engine/Motor/Moteur	Eng. Code Código de motor Code moteur	VIN NIV NIV	GOLD Oil Aceite Huile	ProSelect Oil Aceite Huile	Platinum Oil Aceite Huile	GOLD Air Aire Air	ProSelect Air Aire Air	GOLD Cabin Air Cabina Aire Cabine Air	ProSelect Cabin Air Cabina Aire Cabine Air	Platinum Cabin Air Cabina Aire Cabine Air	Loc. Cabin Air Cabina Aire Cabine Air
--	---	-------------------	--------------------------------	-------------------------------------	------------------------------------	----------------------------	---------------------------------	--	---	--	--

CHRYSLER (Cont'd/Suite)

**2014** (Cont'd/Suite)

**200 (Cont'd/Suite)**

V6 3.6L 3604CC 220CID		G	100010	2100010	4100010	9049	29049	4313	224313	4234313	3
-----------------------	--	---	--------	---------	---------	------	-------	------	--------	---------	---

**300**

V6 3.6L 3604CC 220CID		G	100010	2100010	4100010	9746	29746	4048	224048	4234048	1
V8 5.7L 345 CID	EZH	T	7899	27899 <sup>70</sup>	47899	9746	29746	4048	224048	4234048	1

**300 SRT8**

V8 6.4L 6424cc 392 CID	ESG	J	7899	27899 <sup>70</sup>	47899	9746	29746	4048	224048	4234048	1
------------------------	-----	---	------	---------------------	-------	------	-------	------	--------	---------	---

**300C**

V8 5.7L 345 CID (Mex.)	EZH		1372 <sup>53</sup>	21372 <sup>70</sup>	41372	2843	22843	N/A	N/A	N/A	
------------------------	-----	--	--------------------	---------------------	-------	------	-------	-----	-----	-----	--

**TOWN & COUNTRY**

V6 3.6L 3604CC 220CID		G	100010	2100010	4100010	9737	29737	4479	224479	4234479	4
-----------------------	--	---	--------	---------	---------	------	-------	------	--------	---------	---

**2013**

**200**

L4 2.4L 2360cc 144 CID	ED3	B	7060 <sup>53</sup>	27060 <sup>70</sup>	47060	9926	29926	4313	224313	4234313	3
	EDG	B	7060 <sup>53</sup>	27060 <sup>70</sup>	47060	9926	29926	4313	224313	4234313	3

V6 3.6L 3604CC 220CID		G	7526	27526 <sup>70</sup>	47526	9049	29049	4313	224313	4234313	3
-----------------------	--	---	------	---------------------	-------	------	-------	------	--------	---------	---

**300**

V6 3.6L 3604CC 220CID		G	7526	27526 <sup>70</sup>	47526	9746	29746	4048	224048	4234048	1
V8 5.7L 345 CID	EZH	T	7899	27899 <sup>70</sup>	47899	9746	29746	4048	224048	4234048	1

**300 SRT8**

V8 6.4L 6424cc 392 CID	ESG	J	7899	27899 <sup>70</sup>	47899	9746	29746	4048	224048	4234048	1
------------------------	-----	---	------	---------------------	-------	------	-------	------	--------	---------	---

**300C**

V8 5.7L 345 CID (Mex.)	EZH		1372 <sup>53</sup>	21372 <sup>70</sup>	41372	2843	22843	N/A	N/A	N/A	
------------------------	-----	--	--------------------	---------------------	-------	------	-------	-----	-----	-----	--

**TOWN & COUNTRY**

V6 3.6L 3604CC 220CID		G	7526	27526 <sup>70</sup>	47526	9737	29737	4479	224479	4234479	4
-----------------------	--	---	------	---------------------	-------	------	-------	------	--------	---------	---

**2012**

**200**

L4 2.4L 144 CID	ED3	B	7060 <sup>53</sup>	27060 <sup>70</sup>	47060	9926	29926	4313	224313	4234313	3
	EDG	B	7060 <sup>53</sup>	27060 <sup>70</sup>	47060	9926	29926	4313	224313	4234313	3

V6 3.6L 3604CC 220CID	ERB	G	7526	27526 <sup>70</sup>	47526	9049	29049	4313	224313	4234313	3
-----------------------	-----	---	------	---------------------	-------	------	-------	------	--------	---------	---

**300**

V6 3.6L 3604CC 220CID		G	7526	27526 <sup>70</sup>	47526	9746	29746	4048	224048	4234048	1
V8 5.7L 345 CID	EZH	T	7899	27899 <sup>70</sup>	47899	9746	29746	4048	224048	4234048	1

**300 SRT8**

V8 6.4L 6424cc 392 CID	ESG	J	7899 <sup>53</sup>	27899 <sup>70</sup>	47899	9746	29746	4048	224048	4234048	1
------------------------	-----	---	--------------------	---------------------	-------	------	-------	------	--------	---------	---

**TOWN & COUNTRY**

V6 3.6L 3604CC 220CID	ERB	G	7526	27526 <sup>70</sup>	47526	9737	29737	4479	224479	4234479	4
-----------------------	-----	---	------	---------------------	-------	------	-------	------	--------	---------	---

**2011**

**200**

L4 2.4L 144 CID	ED3	B	7060 <sup>53</sup>	27060 <sup>70</sup>	47060	9926	29926	4313	224313	4234313	3
	EDG	B	7060 <sup>53</sup>	27060 <sup>70</sup>	47060	9926	29926	4313	224313	4234313	3

V6 3.6L 3604CC 220CID		G	7526	27526 <sup>70</sup>	47526	9049	29049	4313	224313	4234313	3
-----------------------	--	---	------	---------------------	-------	------	-------	------	--------	---------	---

**300**

V6 3.6L 3604CC 220CID		G	7526	27526 <sup>70</sup>	47526	9746	29746	4048	224048	4234048	1
V8 5.7L 345 CID	EZH	T	7899	27899 <sup>70</sup>	47899	9746	29746	4048	224048	4234048	1

**TOWN & COUNTRY**

V6 3.6L 3604CC 220CID		G	7526	27526 <sup>70</sup>	47526	9737	29737	4479	224479	4234479	4
-----------------------	--	---	------	---------------------	-------	------	-------	------	--------	---------	---

N/A = Not Available N/R = Not Required N/S = Not Servicable For cabin air locator chart, see pages 5-12 See pages 13-16 for footnotes

1) ProSelect - Normal Driving - Traditional Change Intervals 2) NAPA Gold - Severe Driving - OE Recommended intervals 3) NAPA Platinum - Harsh Driving - OE Recommend Intervals

N/A = Non disponible N/R = Non nécessaire N/S = Non réparable Voir le tableau des filtres et d'habitacle aux pages 5-12 Voir pages 13-16 pour des notes

1) NAPA ProSelect et Argent - Conduite normale - Intervalles normaux de remplacement 2) NAPA Or - Conduite difficile - Intervalles recommandés par FEO 3) NAPA Platine - Conduite très difficile - Intervalles recommandés par FEO

N/A = No disponible N/R = No requerido N/S = No Servicable Para el aire de la cabina y tabla de localización de filtro, consulte las páginas 5-12 Ver las páginas 13-16 para las notas al pie de página

1) NAPA ProSelect y Plata - Manejo normal - Intervalos normales de cambio 2) NAPA Oro - Manejo difícil - Intervalos recomendados por el OEM 3) NAPA Platino - Manejo muy difícil - Intervalos recomendados por el OEM

*Italicized Part Numbers May Not Be Available.*

Las piezas con números en *italicas* pueden no estar disponibles.  
Les numéros de pièce en *italiques* peuvent ne pas être disponibles.





Pass Car Light Truck - Oil - Air - Cabin

CHRYSLER 2010-2009

Year/Año/Année Model/Modelo/Modèle Engine/Motor/Moteur	Eng. Code Código de motor Code moteur	VIN NIV NIV	GOLD Oil Aceite Huile	ProSelect Oil Aceite Huile	Platinum Oil Aceite Huile	GOLD Air Aire Air	ProSelect Air Aire Air	GOLD Cabin Air Cabina Aire Cabine Air	ProSelect Cabin Air Cabina Aire Cabine Air	Platinum Cabin Air Cabina Aire Cabine Air	Loc. Cabin Air Cabina Aire Cabine Air
--	---	-------------------	--------------------------------	-------------------------------------	------------------------------------	----------------------------	---------------------------------	--	---	--	--

CHRYSLER (Cont'd/Suite)

2010

300

V6 2.7L 167 CID	EER	D	7060 <sup>53</sup>	27060 <sup>70</sup>	47060	2843	22843	4909	224909	N/A	1
V6 3.5L 215 CID		V	7060 <sup>53</sup>	27060 <sup>70</sup>	47060	2843	22843	4909	224909	N/A	1
V8 5.7L 345 CID	EZH	T	7899	27899 <sup>70</sup>	47899	2843	22843	4909	224909	N/A	1
V8 6.1L 370 CID		W	7899	27899 <sup>70</sup>	47899	2843	22843	4909	224909	N/A	1

300C

V6 2.7L FI 2700cc (Mex.)			7060 <sup>53</sup>	27060 <sup>70</sup>	47060	2843	22843	N/A	N/A	N/A	
V6 3.5L 3500cc (Mex.)			1372 <sup>53</sup>	21372 <sup>70</sup>	41372	2843	22843	N/A	N/A	N/A	
V8 5.7L (Mex.)		T	1372 <sup>53</sup>	21372 <sup>70</sup>	41372	2843	22843	N/A	N/A	N/A	
V8 6.1L HEMI (Mex.)			1372 <sup>53</sup>	21372 <sup>70</sup>	41372	2843	22843	N/A	N/A	N/A	

ASPEN

V8 5.7L (Mex.)		T	1372 <sup>53</sup>	21372 <sup>70</sup>	41372	2750	22750	N/A	N/A	N/A	
----------------	--	---	--------------------	---------------------	-------	------	-------	-----	-----	-----	--

CIRRUS

L4 2.4L 2360cc 144 CID (Mex.)	ED3		7060 <sup>53</sup>	27060 <sup>70</sup>	47060	9926	29926	4313	224313	4234313	
V6 3.5L 3500cc (Mex.)			7060 <sup>53</sup>	27060 <sup>70</sup>	47060	9926	29926	4313	224313	4234313	

CIRRUS SEDAN

L4 2.4L 144 CID (Mex.)	ED3		7060 <sup>53</sup>	27060 <sup>70</sup>	47060	9926	29926	4313	224313	4234313	
	EDG		7060 <sup>53</sup>	27060 <sup>70</sup>	47060	9926	29926	4313	224313	4234313	
V6 3.5L 215 CID (Mex.)	EGF		7060 <sup>53</sup>	27060 <sup>70</sup>	47060	9926	29926	4313	224313	4234313	
	EGG		7060 <sup>53</sup>	27060 <sup>70</sup>	47060	9926	29926	4313	224313	4234313	

PT CRUISER

L4 2.4L 148 CID	EDZ	9	1348 <sup>53</sup>	21348 <sup>70</sup>	41348	9067	29067	4725	224725	N/A	2
-----------------	-----	---	--------------------	---------------------	-------	------	-------	------	--------	-----	---

SEBRING

L4 2.4L 144 CID	ED3	B	7060 <sup>53</sup>	27060 <sup>70</sup>	47060	9926	29926	4313	224313	4234313	3
	EDG	B	7060 <sup>53</sup>	27060 <sup>70</sup>	47060	9926	29926	4313	224313	4234313	3
V6 2.7L 167 CID	EER	D	7060 <sup>53</sup>	27060 <sup>70</sup>	47060	2389	22389	4313	224313	4234313	3
V6 3.5L 215 CID		V	7060 <sup>53</sup>	27060 <sup>70</sup>	47060	2389	22389	4313	224313	4234313	3

TOWN & COUNTRY

V6 3.3L Flex (Mex.)			1348 <sup>53</sup>	21348 <sup>70</sup>	41348	2389	22389	N/A	N/A	N/A	
V6 3.3L 201 CID	EGV	E	1348 <sup>53</sup>	21348 <sup>70</sup>	41348	2389	22389	4479	224479	4234479	4
V6 3.8L (Mex.)			1348 <sup>53</sup>	21348 <sup>70</sup>	41348	2389	22389	N/A	N/A	N/A	
V6 3.8L 230 CID		1	1348 <sup>53</sup>	21348 <sup>70</sup>	41348	2389	22389	4479	224479	4234479	4
V6 4.0L (Mex.)			7060 <sup>53</sup>	27060 <sup>70</sup>	47060	2389	22389	N/A	N/A	N/A	
V6 4.0L 241 CID		X	1348 <sup>53</sup>	21348 <sup>70</sup>	41348	2389	22389	4479	224479	4234479	4
			7060 <sup>53</sup>	27060 <sup>70</sup>	47060						
			22x1.5mm Thd	22x1.5mm Thd	22x1.5mm Thd						

2009

300

V6 2.7L 167 CID	EER	D	7060 <sup>53</sup>	27060 <sup>70</sup>	47060	2843	22843	4909	224909	N/A	1
V6 3.5L 215 CID		V	7060 <sup>53</sup>	27060 <sup>70</sup>	47060 <sup>286</sup>	2843	22843	4909	224909	N/A	1
			7899 <sup>287</sup>	27899 <sup>70</sup>	47899 <sup>287</sup>						
V8 5.7L 345 CID	EZD	T	7899	27899 <sup>70</sup>	47899	2843	22843	4909	224909	N/A	1
V8 6.1L 372 CID	ESF	W	7899	27899 <sup>70</sup>	47899	2843	22843	4909	224909	N/A	1

300C

V6 2.7L FI DOHC (Mex.)			7060 <sup>53</sup>	27060 <sup>70</sup>	47060	2843	22843	N/A	N/A	N/A	
V6 3.5L (Mex.)			1372 <sup>53</sup>	21372 <sup>70</sup>	41372	2843	22843	N/A	N/A	N/A	

ASPEN

V8 4.7L 285 CID		P	7899	27899 <sup>70</sup>	47899	2750	22750	N/R	N/R	N/R	
V8 5.7L 345 CID		T	7899	27899 <sup>70</sup>	47899	2750	22750	N/R	N/R	N/R	

N/A = Not Available N/R = Not Required N/S = Not Servicable For cabin air locator chart, see pages 5-12 See pages 13-16 for footnotes

1) ProSelect - Normal Driving - Traditional Change Intervals 2) NAPA Gold - Severe Driving - OE Recommended intervals 3) NAPA Platinum - Harsh Driving - OE Recommend Intervals

N/A = Non disponible N/R = Non nécessaire N/S = Non réparable Voir le tableau des filtres et d'habitacle aux pages 5-12 Voir pages 13-16 pour des notes

1) NAPA ProSelect et Argent - Conduite normale - Intervalles normaux de remplacement 2) NAPA Or - Conduite difficile - Intervalles recommandés par FEO 3) NAPA Platine - Conduite très difficile - Intervalles recommandés par FEO

N/A = No disponible N/R = No requerido N/S = No Servicable Para el aire de la cabina y tabla de localización de filtro, consulte las páginas 5-12 Ver las páginas 13-16 para las notas al pie de página

1) NAPA ProSelect y Plata - Manejo normal - Intervallos normales de cambio 2) NAPA Oro - Manejo difícil - Intervallos recomendados por el OEM 3) NAPA Platino - Manejo muy difícil - Intervallos recomendados por el OEM

*Italicized Part Numbers May Not Be Available.*

Las piezas con números en *italicas* pueden no estar disponibles.

Les numéros de pièce en *italiques* peuvent ne pas être disponibles.

P  
a  
s  
s  
C  
a  
r  
L  
i  
g  
h  
t  
T  
r  
u  
c  
k  
O  
i  
l  
-  
A  
i  
r  
-  
C  
a  
b  
i  
n



CHRYSLER 2009-2008

Pass Car Light Truck - Oil - Air - Cabin

Year/Año/Année Model/Modelo/Modele Engine/Motor/Moteur	Eng. Code Código de motor Code moteur	VIN NIV NIV	GOLD Oil Aceite Huile	ProSelect Oil Aceite Huile	Platinum Oil Aceite Huile	GOLD Air Aire Air	ProSelect Air Aire Air	GOLD Cabin Air Cabina Aire Cabine Air	ProSelect Cabin Air Cabina Aire Cabine Air	Platinum Cabin Air Cabina Aire Cabine Air	Loc. Cabin Air Cabina Aire Cabine Air
--	---	-------------------	--------------------------------	-------------------------------------	------------------------------------	----------------------------	---------------------------------	--	---	--	--

CHRYSLER (Cont'd/Suite)

**2009** (Cont'd/Suite)

ASPEN HYBRID

V8 5.7L 345 CID HEMI Electric/Gas	EZE		7899 <sup>53</sup>	27899 <sup>70</sup>	47899	200958	N/A	N/R	N/R	N/R	
-----------------------------------	-----	--	--------------------	---------------------	-------	--------	-----	-----	-----	-----	--

CIRRUS

L4 2.4L 2360cc 144 CID (Mex.)	ED3		7060 <sup>53</sup>	27060 <sup>70</sup>	47060	9926	29926	4313	224313	4234313	
V6 3.5L 3500cc (Mex.)			7060 <sup>53</sup>	27060 <sup>70</sup>	47060	9926	29926	4313	224313	4234313	

PT CRUISER

L4 2.4L 148 CID	EDZ	9	1348 <sup>53</sup>	21348 <sup>70</sup>	41348	9067	29067	4725	224725	N/A	2
L4 2.4L 148 CID Turbo	EDT	8	1516 <sup>53</sup>	21516 <sup>70</sup>	41516	9067	29067	4725	224725	N/A	2

SEBRING

L4 2.4L 144 CID	ED3	B	7060 <sup>53</sup>	27060 <sup>70</sup>	47060	9926	29926	4313	224313	4234313	3
	EDG	B	7060 <sup>53</sup>	27060 <sup>70</sup>	47060	9926	29926	4313	224313	4234313	3
V6 2.7L 167 CID	EER	D	7899	27899 <sup>70</sup>	47899	2389	22389	4313	224313	4234313	3
V6 3.5L 215 CID	V	V	7060 <sup>53</sup> 7899 <sup>287</sup>	27060 <sup>70</sup> 27899 <sup>70</sup>	47060 47899 <sup>287</sup>	2389	22389	4313	224313	4234313	3

TOWN & COUNTRY

V6 3.3L 201 CID	EGV	E	1348 <sup>53</sup>	21348 <sup>70</sup>	41348	2389	22389	4479	224479	4234479	4
V6 3.8L 230 CID	EGL	1	1348 <sup>53</sup>	21348 <sup>70</sup>	41348	2389	22389	4479	224479	4234479	4
V6 4.0L 241 CID	EGQ	X	7060 <sup>53</sup>	27060 <sup>70</sup>	47060	2389	22389	4479	224479	4234479	4

**2008**

300

V6 2.7L 167 CID	EER	R	7899	27899 <sup>70</sup>	47899	2843	22843	4909	224909	N/A	1
V6 3.5L 215 CID		G	7899 <sup>53</sup>	27899 <sup>70</sup>	47899	2843	22843	4909	224909	N/A	1
V8 5.7L 345 CID	EZH	H	7899	27899 <sup>70</sup>	47899	2843	22843	4909	224909	N/A	1
V8 6.1L 370 CID (SRT-8)	W	W	7899	27899 <sup>70</sup>	47899	2843	22843	4909	224909	N/A	1

ASPEN

V8 4.7L 285 CID	EVE	P	7899 <sup>53</sup>	27899 <sup>70</sup>	47899	2750	22750	N/R	N/R	N/R	
V8 5.7L 345 CID	EZH	2	7899	27899 <sup>70</sup>	47899	2750	22750	N/R	N/R	N/R	

CIRRUS

L4 2.4L 2360cc 144 CID (Mex.)	ED3		7060 <sup>53</sup>	27060 <sup>70</sup>	47060	9926	29926	4313	224313	4234313	
V6 3.5L 215 CID (Mex.)			7899	27899	47899	9926	29926	4313	224313	4234313	

CROSSFIRE

V6 3.2L 195 CID F.I.		L	1226	21226 <sup>70</sup>	41226	2822	N/A	4767 <sup>78</sup>	224767 <sup>78</sup>	N/A <sup>78</sup>	4
----------------------	--	---	------	---------------------	-------	------	-----	--------------------	----------------------	-------------------	---

PACIFICA

V6 3.8L 230 CID	EGL	L	1085 <sup>53</sup>	21085 <sup>70</sup>	41085	6879	26879	4864	224864	N/A	4
V6 4.0L 241 CID	EGQ	X	1085 <sup>53</sup>	21085 <sup>70</sup>	41085	6879	26879	4864	224864	N/A	4

PT CRUISER

L4 2.4L 148 CID	EDZ	B,X	1348 <sup>53</sup>	21348 <sup>70</sup>	41348	9067	29067	4725	224725	N/A	2
L4 2.4L 148 CID Turbo	EDT	8,E	1516 <sup>53</sup>	21516 <sup>70</sup>	41516	9067	29067	4725	224725	N/A	2

PT CRUISER CONVERTIBLE

L4 2.4L 148 CID Turbo	EDT	E	1516 <sup>53</sup>	21516 <sup>70</sup>	41516	9067	29067	4725	224725	N/A	2
-----------------------	-----	---	--------------------	---------------------	-------	------	-------	------	--------	-----	---

SEBRING

L4 2.4L 144 CID		J,K	7060 <sup>53</sup>	27060 <sup>70</sup>	47060	9926	29926	4313	224313	4234313	3
V6 2.7L 167 CID	EER	R	7899 <sup>53</sup> 22x1.5mm Thd 1085 <sup>53</sup> 3/4-16 Thd.	27899 <sup>70</sup> 22x1.5mm Thd 21085 <sup>70</sup> 3/4-16 Thd.	47899 22x1.5mm Thd 41085 3/4-16 Thd.	2389	22389	4313	224313	4234313	3
V6 3.5L 215 CID		M	7899 22x1.5mm Thd 1085 <sup>53</sup> 3/4-16 Thd.	27899 <sup>70</sup> 22x1.5mm Thd 21085 <sup>70</sup> 3/4-16 Thd.	47899 22x1.5mm Thd 41085 3/4-16 Thd.	2389	22389	4313	224313	4234313	3

TOWN & COUNTRY

V6 3.3L 201 CID	EGV	H	1348 <sup>53</sup>	21348 <sup>70</sup>	41348	2389	22389	4479	224479	4234479	4
-----------------	-----	---	--------------------	---------------------	-------	------	-------	------	--------	---------	---

N/A = Not Available N/R = Not Required N/S = Not Servicable For cabin air locator chart, see pages 5-12 See pages 13-16 for footnotes

1) ProSelect - Normal Driving - Traditional Change Intervals 2) NAPA Gold - Severe Driving - OE Recommended Intervals 3) NAPA Platinum - Harsh Driving - OE Recommend Intervals

N/A = Non disponible N/R = Non nécessaire N/S = Non réparable Voir le tableau des filtres et d'habitacle aux pages 5-12 Voir pages 13-16 pour des notes

1) NAPA ProSelect et Argent - Conduite normale - Intervalles normaux de remplacement 2) NAPA Or - Conduite difficile - Intervalles recommandés par FEO 3) NAPA Platine - Conduite très difficile - Intervalles recommandés par FEO

N/A = No disponible N/R = No requerido N/S = No Servicable Para el aire de la cabina y tabla de localización de filtro, consulte las páginas 5-12 Ver las páginas 13-16 para las notas al pie de página

1) NAPA ProSelect y Plata - Manejo normal - Intervalos normales de cambio 2) NAPA Oro - Manejo difícil - Intervalos recomendados por el OEM 3) NAPA Platino - Manejo muy difícil - Intervalos recomendados por el OEM

*Italicized Part Numbers May Not Be Available.*

Las piezas con números en *italicas* pueden no estar disponibles.  
Les numéros de pièce en *italiques* peuvent ne pas être disponibles.



## Pass Car Light Truck - Oil - Air - Cabin

CHRYSLER 2008-2006

Year/Año/Année Model/Modelo/Modèle Engine/Motor/Moteur	Eng. Code Código de motor Code moteur	VIN NIV NIV	GOLD Oil Aceite Huile	ProSelect Oil Aceite Huile	Platinum Oil Aceite Huile	GOLD Air Aire Air	ProSelect Air Aire Air	GOLD Cabin Air Cabina Aire Cabine Air	ProSelect Cabin Air Cabina Aire Cabine Air	Platinum Cabin Air Cabina Aire Cabine Air	Loc. Cabin Air Cabina Aire Cabine Air
--	---	-------------------	--------------------------------	-------------------------------------	------------------------------------	----------------------------	---------------------------------	--	---	--	--

## CHRYSLER (Cont'd/Suite)

## 2008 (Cont'd/Suite)

## TOWN &amp; COUNTRY (Cont'd/Suite)

V6 3.8L 230 CID	EGL	P	1348 <sup>53</sup>	21348 <sup>70</sup>	41348	2389	22389	4479	224479	4234479	4
V6 4.0L 241 CID	EGQ	X	1085 <sup>53</sup>	21085 <sup>70</sup>	41085	2389	22389	4479	224479	4234479	4

## VOYAGER

V6 3.3L 3300cc (Mex.)			1085 <sup>53</sup>	21085 <sup>70</sup>	41085	2389	22389	4864	224864	N/A	
-----------------------	--	--	--------------------	---------------------	-------	------	-------	------	--------	-----	--

## 2007

## 300

V6 2.7L 167 CID	EER	R	1085 <sup>53</sup>	21085 <sup>70</sup>	41085	2843	22843	4909	224909	N/A	1
V6 3.5L 215 CID		G	1085 <sup>53</sup>	21085 <sup>70</sup>	41085	2843	22843	4909	224909	N/A	1
V8 5.7L 345 CID	EZH	H	1085 <sup>53</sup>	21085 <sup>70</sup>	41085	2843	22843	4909	224909	N/A	1
V8 6.1L 370 CID (SRT-8)		W	1085 <sup>53</sup>	21085 <sup>70</sup>	41085	2843	22843	4909	224909	N/A	1

## ASPEN

V8 4.7L 285 CID	EVE	N,P	1085 <sup>53</sup>	21085 <sup>70</sup>	41085	2750	22750	N/R	N/R	N/R	
V8 5.7L 345 CID	EZH	2	1085 <sup>53</sup>	21085 <sup>70</sup>	41085	2750	22750	N/R	N/R	N/R	

## CIRRUS

L4 2.4L 2360cc 144 CID (Mex.)	ED3		7060 <sup>53</sup>	27060 <sup>70</sup>	47060	9926	29926	4313	224313	4234313	
V6 3.5L 3500cc (Mex.)			1085 <sup>53</sup>	21085 <sup>70</sup>	41085	2389	22389	4313	224313	4234313	

## CROSSFIRE

V6 3.2L 195 CID F.I.		L	1226	21226 <sup>70</sup>	41226	2822	N/A	4767 <sup>78</sup>	224767 <sup>78</sup>	N/A <sup>78</sup>	4
----------------------	--	---	------	---------------------	-------	------	-----	--------------------	----------------------	-------------------	---

## PACIFICA

V6 3.8L 230 CID	EGL	L	1085 <sup>53</sup>	21085 <sup>70</sup>	41085	6879	26879	4864	224864	N/A	4
V6 4.0L 241 CID	EGQ	X	1085 <sup>53</sup>	21085 <sup>70</sup>	41085	6879	26879	4864	224864	N/A	4

## PT CRUISER

L4 2.4L 148 CID	EDZ	B,X	1348 <sup>53</sup>	21348 <sup>70</sup>	41348	9067	29067	4725	224725	N/A	2
L4 2.4L 148 CID Turbo	EDT	8, E, G, S	1516 <sup>53</sup>	21516 <sup>70</sup>	41516	9067	29067	4725	224725	N/A	2

## PT CRUISER CONVERTIBLE

L4 2.4L 148 CID	EDZ	B,X	1348 <sup>53</sup>	21348 <sup>70</sup>	41348	9067	29067	4725	224725	N/A	2
L4 2.4L 148 CID Turbo	EDT	E,G	1516 <sup>53</sup>	21516 <sup>70</sup>	41516	9067	29067	4725	224725	N/A	2

## SEBRING

L4 2.4L 144 CID		K	7060 <sup>53</sup>	27060 <sup>70</sup>	47060	9926	29926	4313	224313	4234313	3
L4 2.4L 2429cc (Mex.)			7060 <sup>53</sup>	27060 <sup>70</sup>	47060	2389	22389	N/A	N/A	N/A	
V6 2.7L 167 CID	EER	R	1085 <sup>53</sup>	21085 <sup>70</sup>	41085	2389	22389	4313	224313	4234313	3
V6 3.5L 215 CID		M	1085 <sup>53</sup>	21085 <sup>70</sup>	41085	2389	22389	4313	224313	4234313	3

## TOWN &amp; COUNTRY

V6 3.3L 201 CID	EGV	R	1348 <sup>53</sup>	21348 <sup>70</sup>	41348	2389	22389	4864	224864	N/A	4
V6 3.8L 230 CID	EGL	L	1348 <sup>53</sup>	21348 <sup>70</sup>	41348	2389	22389	4864	224864	N/A	4

## VOYAGER

V6 3.3L 3300cc (Mex.)			1085 <sup>53</sup>	21085 <sup>70</sup>	41085	2389	22389	4864	224864	N/A	
-----------------------	--	--	--------------------	---------------------	-------	------	-------	------	--------	-----	--

## 2006

## 300

V6 2.7L 167 CID	EER	R	1085 <sup>53</sup>	21085 <sup>70</sup>	41085	2843	22843	4909	224909	N/A	1
V6 3.5L 215 CID		G	1085 <sup>53</sup>	21085 <sup>70</sup>	41085	2843	22843	4909	224909	N/A	1
V8 5.7L 345 CID	EZH	H	1085 <sup>53</sup>	21085 <sup>70</sup>	41085	2843	22843	4909	224909	N/A	1
V8 6.1L 370 CID (SRT-8)		W	1085 <sup>53</sup>	21085 <sup>70</sup>	41085	2843	22843	4909	224909	N/A	1

## CIRRUS

L4 2.4L 2429cc Turbo (Mex.)			1085 <sup>53</sup>	21085 <sup>70</sup>	41085	6677	26677	N/A	N/A	N/A	
V6 2.7L FI DOHC (Mex.)			1085 <sup>53</sup>	21085 <sup>70</sup>	41085	6677	26677	4313	224313	4234313	

## CROSSFIRE

V6 3.2L 195 CID (SRT-6)		N	7078	27078	N/A	6875	N/A	4767 <sup>78</sup>	224767 <sup>78</sup>	N/A <sup>78</sup>	4
-------------------------	--	---	------	-------	-----	------	-----	--------------------	----------------------	-------------------	---

N/A = Not Available N/R = Not Required N/S = Not Servicable For cabin air locator chart, see pages 5-12 See pages 13-16 for footnotes

1) ProSelect - Normal Driving - Traditional Change Intervals 2) NAPA Gold - Severe Driving - OE Recommended intervals 3) NAPA Platinum - Harsh Driving - OE Recommend Intervals

N/A = Non disponible N/R = Non nécessaire N/S = Non réparable Voir le tableau des filtres et d'habitacle aux pages 5-12 Voir pages 13-16 pour des notes

1) NAPA ProSelect et Argent - Conduite normale - Intervalles normaux de remplacement 2) NAPA Or - Conduite difficile - Intervalles recommandés par FEO 3) NAPA Platine - Conduite très difficile - Intervalles recommandés par FEO

N/A = No disponible N/R = No requerido N/S = No Servicable Para el aire de la cabina y tabla de localización de filtro, consulte las páginas 5-12 Ver las páginas 13-16 para las notas al pie de página

1) NAPA ProSelect y Plata - Manejo normal - Intervalles normales de cambio 2) NAPA Oro - Manejo difícil - Intervalles recomendados por el OEM 3) NAPA Platino - Manejo muy difícil - Intervalles recomendados por el OEM

*Italicized Part Numbers May Not Be Available.*

Las piezas con números en *italicas* pueden no estar disponibles.

Les numéros de pièce en *italiques* peuvent ne pas être disponibles.

P  
a  
s  
s  
C  
a  
r  
L  
i  
g  
h  
t  
T  
r  
u  
c  
k  
O  
i  
l  
-  
A  
i  
r  
-  
C  
a  
b  
i  
n



CHRYSLER 2006-2005

Pass Car Light Truck - Oil - Air - Cabin

Year/Año/Année Model/Modelo/Modele Engine/Motor/Moteur	Eng. Code Código de motor Code moteur	VIN NIV NIV	GOLD Oil Aceite Huile	ProSelect Oil Aceite Huile	Platinum Oil Aceite Huile	GOLD Air Aire Air	ProSelect Air Aire Air	GOLD Cabin Air Cabina Aire Cabine Air	ProSelect Cabin Air Cabina Aire Cabine Air	Platinum Cabin Air Cabina Aire Cabine Air	Loc. Cabin Air Cabina Aire Cabine Air
--	---	-------------------	--------------------------------	-------------------------------------	------------------------------------	----------------------------	---------------------------------	--	---	--	--

CHRYSLER (Cont'd/Suite)

**2006** (Cont'd/Suite)

CROSSFIRE (Cont'd/Suite)

V6 3.2L 195 CID F.I.		L	1226	21226 <sup>70</sup>	41226	2822	N/A	4767 <sup>78</sup>	224767 <sup>78</sup>	N/A <sup>78</sup>	4
----------------------	--	---	------	---------------------	-------	------	-----	--------------------	----------------------	-------------------	---

PACIFICA

V6 3.5L 215 CID		4	1085 <sup>53</sup>	21085 <sup>70</sup>	41085	6879	26879	4864	224864	N/A	4
V6 3.8L 230 CID	EGL	L	1085 <sup>53</sup>	21085 <sup>70</sup>	41085	6879	26879	4864	224864	N/A	4

PT CRUISER

L4 2.4L 148 CID	EDZ	B,X	1348 <sup>53</sup>	21348 <sup>70</sup>	41348	9067	29067	4725	224725	N/A	2
L4 2.4L 148 CID Turbo	EDT	8,G	1516 <sup>53</sup>	21516 <sup>70</sup>	41516	9067	29067	4725	224725	N/A	2

PT CRUISER CONVERTIBLE

L4 2.4L 148 CID	EDZ	B,X	1348 <sup>53</sup>	21348 <sup>70</sup>	41348	9067	29067	4725	224725	N/A	2
L4 2.4L 148 CID Turbo	EDT	E,S	1516 <sup>53</sup>	21516 <sup>70</sup>	41516	9067	29067	4725	224725	N/A	2

SEBRING

L4 2.4L 148 CID	EDZ	X,J	1348 <sup>53</sup>	21348 <sup>70</sup>	41348	6677	26677	N/R	N/R	N/R	
V6 2.7L 167 CID	EER	R,T	1085 <sup>53</sup>	21085 <sup>70</sup>	41085	6677	26677	N/R	N/R	N/R	

TOWN & COUNTRY

V6 3.3L 201 CID	EGV	R	1085 <sup>53</sup>	21085 <sup>70</sup>	41085	2389	22389	4864	224864	N/A	4
V6 3.8L 230 CID	EGL	L	1085 <sup>53</sup>	21085 <sup>70</sup>	41085	2389	22389	4864	224864	N/A	4

VOYAGER

V6 3.3L 3300cc (Mex.)			1085 <sup>53</sup>	21085 <sup>70</sup>	41085	2389	22389	4864	224864	N/A	
-----------------------	--	--	--------------------	---------------------	-------	------	-------	------	--------	-----	--

**2005**

300

V6 2.7L 167 CID	EER	R	1085 <sup>53</sup>	21085 <sup>70</sup>	41085	2843	22843	4909	224909	N/A	1
V6 3.5L 215 CID		G	1085 <sup>53</sup>	21085 <sup>70</sup>	41085	2843	22843	4909	224909	N/A	1
V8 5.7L 345 CID	EZH	H	1085 <sup>53</sup>	21085 <sup>70</sup>	41085	2843	22843	4909	224909	N/A	1
V8 6.1L 370 CID (SRT-8)		W	1085 <sup>53</sup>	21085 <sup>70</sup>	41085	2843	22843	4909	224909	N/A	1

CIRRUS

L4 2.4L 2429cc Turbo (Mex.)			1085 <sup>53</sup>	21085 <sup>70</sup>	41085	6677	26677	N/A	N/A	N/A	
V6 2.7L FI DOHC (Mex.)			1085 <sup>53</sup>	21085 <sup>70</sup>	41085	6677	26677	4313	224313	4234313	

CROSSFIRE

V6 3.2L 195 CID (SRT-6)		N	7078	27078	N/A	6875	N/A	4767 <sup>78</sup>	224767 <sup>78</sup>	N/A <sup>78</sup>	4
V6 3.2L 195 CID F.I.		L	1226	21226 <sup>70</sup>	41226	2822	N/A	4767 <sup>78</sup>	224767 <sup>78</sup>	N/A <sup>78</sup>	4

PACIFICA

V6 3.5L 215 CID		4	1085 <sup>53</sup>	21085 <sup>70</sup>	41085	6879	26879	4864	224864	N/A	4
V6 3.8L 230 CID	EGL	L	1085 <sup>53</sup>	21085 <sup>70</sup>	41085	6879	26879	4864	224864	N/A	4

PT CRUISER

L4 2.4L 148 CID	EDZ	B,X	1348 <sup>53</sup>	21348 <sup>70</sup>	41348	6699	26699	4725	224725	N/A	2
L4 2.4L 148 CID Turbo	EDT	8,G	1516 <sup>53</sup>	21516 <sup>70</sup>	41516	6699	26699	4725	224725	N/A	2

PT CRUISER CONVERTIBLE

L4 2.4L 148 CID	EDZ	X	1348 <sup>53</sup>	21348 <sup>70</sup>	41348	6699	26699	4725	224725	N/A	2
L4 2.4L 148 CID Turbo	EDT	E,S	1516 <sup>53</sup>	21516 <sup>70</sup>	41516	6699	26699	4725	224725	N/A	2

SEBRING

I4 2.4L			1085 <sup>53</sup>	21085 <sup>70</sup>	41085	N/A	N/A	N/R	N/R	N/R	
L4 2.4L 148 CID		G	1356	21356 <sup>70</sup>	41356	6028	26028	N/R	N/R	N/R	
		X,J	1348 <sup>53</sup>	21348 <sup>70</sup>	41348	6677	26677	N/R	N/R	N/R	
V6 2.7L 167 CID	EER	R,T	1085 <sup>53</sup>	21085 <sup>70</sup>	41085	6677	26677	N/R	N/R	N/R	
V6 3.0L 181 CID		H	7092	27092 <sup>70</sup>	N/A	6028	26028	N/R	N/R	N/R	
V6 3.0L 3000cc (Mex.)			1334 <sup>53</sup>	21334 <sup>70</sup>	41334	6028	26028	N/A	N/A	N/A	

TOWN & COUNTRY

V6 3.3L 201 CID	EGV	3,R	1085 <sup>53</sup>	21085 <sup>70</sup>	41085	2389	22389	4864	224864	N/A	4
V6 3.8L 230 CID	EGL	L	1085 <sup>53</sup>	21085 <sup>70</sup>	41085	2389	22389	4864	224864	N/A	4

N/A = Not Available N/R = Not Required N/S = Not Servicable For cabin air locator chart, see pages 5-12 See pages 13-16 for footnotes

1) ProSelect - Normal Driving - Traditional Change Intervals 2) NAPA Gold - Severe Driving - OE Recommended Intervals 3) NAPA Platinum - Harsh Driving - OE Recommend Intervals

N/A = Non disponible N/R = Non nécessaire N/S = Non réparable Voir le tableau des filtres et d'habitacle aux pages 5-12 Voir pages 13-16 pour des notes

1) NAPA ProSelect et Argent - Conduite normale - Intervalles normaux de remplacement 2) NAPA Or - Conduite difficile - Intervalles recommandés par FEO 3) NAPA Platine - Conduite très difficile - Intervalles recommandés par FEO

N/A = No disponible N/R = No requerido N/S = No Servicable Para el aire de la cabina y tabla de localización de filtro, consulte las páginas 5-12 Ver las páginas 13-16 para las notas al pie de página

1) NAPA ProSelect y Plata - Manejo normal - Intervalos normales de cambio 2) NAPA Oro - Manejo difícil - Intervalos recomendados por el OEM 3) NAPA Platino - Manejo muy difícil - Intervalos recomendados por el OEM

*Italicized Part Numbers May Not Be Available.*

Las piezas con números en *italicas* pueden no estar disponibles.  
Les numéros de pièce en *italiques* peuvent ne pas être disponibles.



## Pass Car Light Truck - Oil - Air - Cabin

CHRYSLER 2005-2003

Year/Año/Année Model/Modelo/Modèle Engine/Motor/Moteur	Eng. Code Código de motor Code moteur	VIN NIV NIV	GOLD Oil Aceite Huile	ProSelect Oil Aceite Huile	Platinum Oil Aceite Huile	GOLD Air Aire Air	ProSelect Air Aire Air	GOLD Cabin Air Cabina Aire Cabine Air	ProSelect Cabin Air Cabina Aire Cabine Air	Platinum Cabin Air Cabina Aire Cabine Air	Loc. Cabin Air Cabina Aire Cabine Air
--	---	-------------------	--------------------------------	-------------------------------------	------------------------------------	----------------------------	---------------------------------	--	---	--	--

## CHRYSLER (Cont'd/Suite)

## 2005 (Cont'd/Suite)

## VOYAGER

V6 3.3L 3300cc (Mex.)			1085 <sup>53</sup>	21085 <sup>70</sup>	41085	2389	22389	4864	224864	N/A	
-----------------------	--	--	--------------------	---------------------	-------	------	-------	------	--------	-----	--

## 2004

## 300M

V6 3.5L 215 CID		G,K	1085 <sup>53</sup>	21085 <sup>70</sup>	41085	6472	26472	N/R	N/R	N/R	
-----------------	--	-----	--------------------	---------------------	-------	------	-------	-----	-----	-----	--

## CIRRUS

L4 2.4L 2429cc Turbo (Mex.)			1085 <sup>53</sup>	21085 <sup>70</sup>	41085	6677	26677	N/A	N/A	N/A	
V6 2.7L FI DOHC (Mex.)			1085 <sup>53</sup>	21085 <sup>70</sup>	41085	6677	26677	4313	224313	4234313	

## CONCORDE

V6 2.7L 167 CID	EER	R	1085 <sup>53</sup>	21085 <sup>70</sup>	41085	6472	26472	N/R	N/R	N/R	
V6 3.5L 215 CID		M,G	1085 <sup>53</sup>	21085 <sup>70</sup>	41085	6472	26472	N/R	N/R	N/R	

## CROSSFIRE

V6 3.2L 195 CID F.I.		L	1226	21226 <sup>70</sup>	41226	2822	N/A	4767 <sup>78</sup>	224767 <sup>78</sup>	N/A <sup>78</sup>	4
----------------------	--	---	------	---------------------	-------	------	-----	--------------------	----------------------	-------------------	---

## INTREPID (CANADIAN)

V6 2.7L 167 CID	EER	R	1085 <sup>53</sup>	21085 <sup>70</sup>	41085	6472	26472	N/A	N/A	N/A	
V6 3.5L 215 CID	EGF	M,G	1085 <sup>53</sup>	21085 <sup>70</sup>	41085	6472	26472	N/A	N/A	N/A	
	EGF	V	1085 <sup>53</sup>	21085 <sup>70</sup>	41085	6472	26472	N/A	N/A	N/A	
	EGG	M,G	1085 <sup>53</sup>	21085 <sup>70</sup>	41085	6472	26472	N/A	N/A	N/A	
	EGG	V	1085 <sup>53</sup>	21085 <sup>70</sup>	41085	6472	26472	N/A	N/A	N/A	

## PACIFICA

V6 3.5L 215 CID		4	1085 <sup>53</sup>	21085 <sup>70</sup>	41085	6879	26879	4864	224864	N/A	4
-----------------	--	---	--------------------	---------------------	-------	------	-------	------	--------	-----	---

## PT CRUISER

L4 2.4L 148 CID	EDZ	B	1348 <sup>53</sup>	21348 <sup>70</sup>	41348	6699	26699	4725	224725	N/A	2
L4 2.4L 148 CID Turbo	EDT	8,G	1516 <sup>53</sup>	21516 <sup>70</sup>	41516	6699	26699	4725	224725	N/A	2

## SEBRING

L4 2.4L 148 CID	EDZ	G	1356	21356 <sup>70</sup>	41356	6028	26028	N/R	N/R	N/R	
	EDZ	X,J	1348 <sup>53</sup>	21348 <sup>70</sup>	41348	6677	26677	N/R	N/R	N/R	
V6 2.7L 167 CID	EER	R,T	1085 <sup>53</sup>	21085 <sup>70</sup>	41085	6677	26677	N/R	N/R	N/R	
V6 3.0L 181 CID SOHC		H	7092	27092 <sup>70</sup>	N/A	6028	26028	N/R	N/R	N/R	
V6 3.0L 3000cc (Mex.)			1334 <sup>53</sup>	21334 <sup>70</sup>	41334	6028	26028	N/A	N/A	N/A	

## TOWN &amp; COUNTRY

V6 3.3L 201 CID	EGV	3,R	1085 <sup>53</sup>	21085 <sup>70</sup>	41085	2389	22389	4864	224864	N/A	4
V6 3.8L 230 CID	EGL	L	1085 <sup>53</sup>	21085 <sup>70</sup>	41085	2389	22389	4864	224864	N/A	4

## VOYAGER

V6 3.3L 3300cc (Mex.)			1085 <sup>53</sup>	21085 <sup>70</sup>	41085	2389	22389	4864	224864	N/A	
-----------------------	--	--	--------------------	---------------------	-------	------	-------	------	--------	-----	--

## 2003

## 300M

V6 3.5L 215 CID		G,K	1085 <sup>53</sup>	21085 <sup>70</sup>	41085	6472	26472	N/R	N/R	N/R	
-----------------	--	-----	--------------------	---------------------	-------	------	-------	-----	-----	-----	--

## CIRRUS

L4 2.4L 2429cc Turbo (Mex.)			1085 <sup>53</sup>	21085 <sup>70</sup>	41085	6677	26677	N/A	N/A	N/A	
V6 2.7L FI DOHC (Mex.)			1085 <sup>53</sup>	21085 <sup>70</sup>	41085	6677	26677	4313	224313	4234313	

## CONCORDE

V6 2.7L 167 CID	EER	R	1085 <sup>53</sup>	21085 <sup>70</sup>	41085	6472	26472	N/R	N/R	N/R	
V6 3.5L 215 CID		M,G	1085 <sup>53</sup>	21085 <sup>70</sup>	41085	6472	26472	N/R	N/R	N/R	

## INTREPID (CANADIAN)

V6 2.7L 167 CID	EER	R	1085 <sup>53</sup>	21085 <sup>70</sup>	41085	6472	26472	N/A	N/A	N/A	
V6 3.5L 215 CID	EGF	M,G	1085 <sup>53</sup>	21085 <sup>70</sup>	41085	6472	26472	N/A	N/A	N/A	
	EGF	V	1085 <sup>53</sup>	21085 <sup>70</sup>	41085	6472	26472	N/A	N/A	N/A	
	EGG	M,G	1085 <sup>53</sup>	21085 <sup>70</sup>	41085	6472	26472	N/A	N/A	N/A	
	EGG	V	1085 <sup>53</sup>	21085 <sup>70</sup>	41085	6472	26472	N/A	N/A	N/A	

N/A = Not Available N/R = Not Required N/S = Not Servicable For cabin air locator chart, see pages 5-12 See pages 13-16 for footnotes

1) ProSelect - Normal Driving - Traditional Change Intervals 2) NAPA Gold - Severe Driving - OE Recommended Intervals 3) NAPA Platinum - Harsh Driving - OE Recommended Intervals

N/A = Non disponible N/R = Non nécessaire N/S = Non réparable Voir le tableau des filtres et d'habitacle aux pages 5-12 Voir pages 13-16 pour des notes

1) NAPA ProSelect et Argent - Conduite normale - Intervalles normaux de remplacement 2) NAPA Or - Conduite difficile - Intervalles recommandés par FEO 3) NAPA Platine - Conduite très difficile - Intervalles recommandés par FEO

N/A = No disponible N/R = No requerido N/S = No Servicable Para el aire de la cabina y tabla de localización de filtro, consulte las páginas 5-12 Ver las páginas 13-16 para las notas al pie de página

1) NAPA ProSelect y Plata - Manejo normal - Intervalles normales de cambio 2) NAPA Oro - Manejo difícil - Intervalles recomendados por el OEM 3) NAPA Platino - Manejo muy difícil - Intervalles recomendados por el OEM

Italicized Part Numbers May Not Be Available.

Las piezas con números en *italicas* pueden no estar disponibles.Les numéros de pièce en *italiques* peuvent ne pas être disponibles.P  
a  
s  
s  
C  
a  
r  
L  
i  
g  
h  
t  
T  
r  
u  
c  
k  
O  
i  
l  
-  
A  
i  
r  
-  
C  
a  
b  
i  
n



CHRYSLER 2003-2001

Pass Car Light Truck - Oil - Air - Cabin

Year/Año/Année Model/Modelo/Modèle Engine/Motor/Moteur	Eng. Code Código de motor Code moteur	VIN NIV NIV	GOLD Oil Aceite Huile	ProSelect Oil Aceite Huile	Platinum Oil Aceite Huile	GOLD Air Aire Air	ProSelect Air Aire Air	GOLD Cabin Air Cabina Aire Cabine Air	ProSelect Cabin Air Cabina Aire Cabine Air	Platinum Cabin Air Cabina Aire Cabine Air	Loc. Cabin Air Cabina Aire Cabine Air
--	---	-------------------	--------------------------------	-------------------------------------	------------------------------------	----------------------------	---------------------------------	--	---	--	--

CHRYSLER (Cont'd/Suite)

**2003** (Cont'd/Suite)

PT CRUISER

L4 2.4L 148 CID	EDZ	B	1348 <sup>53</sup>	21348 <sup>70</sup>	41348	6699	26699	4725	224725	N/A	2
L4 2.4L 148 CID Turbo	EDT	G	1516 <sup>53</sup>	21516 <sup>70</sup>	41516	6699	26699	4725	224725	N/A	2

SEBRING

L4 2.4L 148 CID	EDZ	G	1356	21356 <sup>70</sup>	41356	6028	26028	N/R	N/R	N/R	
	EDZ	X	1348 <sup>53</sup>	21348 <sup>70</sup>	41348	6677	26677	N/R	N/R	N/R	
V6 2.7L 167 CID	EER	R,T	1085 <sup>53</sup>	21085 <sup>70</sup>	41085	6677	26677	N/R	N/R	N/R	
V6 3.0L 181 CID SOHC		H	7092	27092 <sup>70</sup>	N/A	6028	26028	N/R	N/R	N/R	
V6 3.0L 3000cc (Mex.)			1334 <sup>53</sup>	21334 <sup>70</sup>	41334	6028	26028	N/A	N/A	N/A	

TOWN & COUNTRY

V6 3.3L 201 CID	EGV	3,R	1085 <sup>53</sup>	21085 <sup>70</sup>	41085	2389	22389	4864	224864	N/A	4
V6 3.8L 230 CID	EGL	L	1085 <sup>53</sup>	21085 <sup>70</sup>	41085	2389	22389	4864	224864	N/A	4

VOYAGER

L4 2.4L 148 CID	EDZ	B	1348 <sup>53</sup>	21348 <sup>70</sup>	41348	2389	22389	4864	224864	N/A	4
V6 3.3L 201 CID	EGV	3,R	1085 <sup>53</sup>	21085 <sup>70</sup>	41085	2389	22389	4864	224864	N/A	4

**2002**

300M

V6 3.5L 215 CID		G,K	1085 <sup>53</sup>	21085 <sup>70</sup>	41085	6472	26472	N/R	N/R	N/R	
-----------------	--	-----	--------------------	---------------------	-------	------	-------	-----	-----	-----	--

CIRRUS

L4 2.4L 2429cc Turbo (Mex.)			1085 <sup>53</sup>	21085 <sup>70</sup>	41085	6677	26677	N/A	N/A	N/A	
V6 2.7L FI DOHC (Mex.)			1085 <sup>53</sup>	21085 <sup>70</sup>	41085	6677	26677	4313	224313	4234313	

CONCORDE

V6 2.7L 167 CID	EER	R	1085 <sup>53</sup>	21085 <sup>70</sup>	41085	6472	26472	N/R	N/R	N/R	
V6 3.5L 215 CID		M,G	1085 <sup>53</sup>	21085 <sup>70</sup>	41085	6472	26472	N/R	N/R	N/R	

GRAND VOYAGER

V6 3.8L (Mex.)			N/S	N/S	N/A	N/S	N/S	4864	224864	N/A	
----------------	--	--	-----	-----	-----	-----	-----	------	--------	-----	--

INTREPID (CANADIAN)

V6 2.7L 167 CID	EER	R	1085 <sup>53</sup>	21085 <sup>70</sup>	41085	6472	26472	N/A	N/A	N/A	
V6 3.5L 215 CID	EGF	M,G	1085 <sup>53</sup>	21085 <sup>70</sup>	41085	6472	26472	N/A	N/A	N/A	
	EGG	M,G	1085 <sup>53</sup>	21085 <sup>70</sup>	41085	6472	26472	N/A	N/A	N/A	

PROWLER

V6 3.5L 215 CID		G	1085 <sup>53</sup>	21085 <sup>70</sup>	41085	2133	22133	N/R	N/R	N/R	
-----------------	--	---	--------------------	---------------------	-------	------	-------	-----	-----	-----	--

PT CRUISER

L4 2.4L 148 CID	EDZ	B	1348 <sup>53</sup>	21348 <sup>70</sup>	41348	6699	26699	4725	224725	N/A	2
-----------------	-----	---	--------------------	---------------------	-------	------	-------	------	--------	-----	---

SEBRING

L4 2.4L 148 CID		G	1356	21356 <sup>70</sup>	41356	6028	26028	N/R	N/R	N/R	
	EDZ	X	1348 <sup>53</sup>	21348 <sup>70</sup>	41348	6677	26677	N/R	N/R	N/R	
V6 2.7L 167 CID	EER	R	1085 <sup>53</sup>	21085 <sup>70</sup>	41085	6677	26677	N/R	N/R	N/R	
V6 3.0L 181 CID		H	7092	27092 <sup>70</sup>	N/A	6028	26028	N/R	N/R	N/R	
V6 3.0L 3000cc (Mex.)			1334 <sup>53</sup>	21334 <sup>70</sup>	41334	6028	26028	N/A	N/A	N/A	

TOWN & COUNTRY

V6 3.3L 201 CID	EGV	3,R	1085 <sup>53</sup>	21085 <sup>70</sup>	41085	2389	22389	4864	224864	N/A	4
V6 3.8L 230 CID	EGL	L	1085 <sup>53</sup>	21085 <sup>70</sup>	41085	2389	22389	4864	224864	N/A	4

VOYAGER

L4 2.4L 148 CID	EDZ	B	1348 <sup>53</sup>	21348 <sup>70</sup>	41348	2389	22389	4864	224864	N/A	4
V6 3.3L 201 CID	EGV	3,R	1085 <sup>53</sup>	21085 <sup>70</sup>	41085	2389	22389	4864	224864	N/A	4

**2001**

300M

V6 3.5L 215 CID		G	1085 <sup>53</sup>	21085 <sup>70</sup>	41085	6472	26472	N/R	N/R	N/R	
-----------------	--	---	--------------------	---------------------	-------	------	-------	-----	-----	-----	--

N/A = Not Available N/R = Not Required N/S = Not Servicable For cabin air locator chart, see pages 5-12 See pages 13-16 for footnotes

1) ProSelect - Normal Driving - Traditional Change Intervals 2) NAPA Gold - Severe Driving - OE Recommended Intervals 3) NAPA Platinum - Harsh Driving - OE Recommend Intervals

N/A = Non disponible N/R = Non nécessaire N/S = Non réparable Voir le tableau des filtres et d'habitacle aux pages 5-12 Voir pages 13-16 pour des notes

1) NAPA ProSelect et Argent - Conduite normale - Intervalles normaux de remplacement 2) NAPA Or - Conduite difficile - Intervalles recommandés par FEO 3) NAPA Platine - Conduite très difficile - Intervalles recommandés par FEO

N/A = No disponible N/R = No requerido N/S = No Servicable Para el aire de la cabina y tabla de localización de filtro, consulte las páginas 5-12 Ver las páginas 13-16 para las notas al pie de página

1) NAPA ProSelect y Plata - Manejo normal - Intervalos normales de cambio 2) NAPA Oro - Manejo difícil - Intervalos recomendados por el OEM 3) NAPA Platino - Manejo muy difícil - Intervalos recomendados por el OEM

*Italicized Part Numbers May Not Be Available.*

Las piezas con números en *italicas* pueden no estar disponibles.  
Les numéros de pièce en *italiques* peuvent ne pas être disponibles.





## Pass Car Light Truck - Oil - Air - Cabin

CHRYSLER 2001 —  
CITROËN 2012

Year/Año/Année Model/Modelo/Modèle Engine/Motor/Moteur	Eng. Code Código de motor Code moteur	VIN NIV NIV	GOLD Oil Aceite Huile	ProSelect Oil Aceite Huile	Platinum Oil Aceite Huile	GOLD Air Aire Air	ProSelect Air Aire Air	GOLD Cabin Air Cabina Aire Cabine Air	ProSelect Cabin Air Cabina Aire Cabine Air	Platinum Cabin Air Cabina Aire Cabine Air	Loc. Cabin Air Cabina Aire Cabine Air
--	---	-------------------	--------------------------------	-------------------------------------	------------------------------------	----------------------------	---------------------------------	--	---	--	--

## CHRYSLER (Cont'd/Suite)

## 2001 (Cont'd/Suite)

## CIRRUS

L4 2.4L 2429cc Turbo (Mex.)			1348 <sup>53</sup>	21348 <sup>70</sup>	41348	6677	26677	N/A	N/A	N/A	
V6 2.7L FI DOHC (Mex.)			1085 <sup>53</sup>	21085 <sup>70</sup>	41085	6677	26677	4313	224313	4234313	

## CONCORDE

V6 2.7L 167 CID	EER	R	1085 <sup>53</sup>	21085 <sup>70</sup>	41085	6472	26472	N/R	N/R	N/R	
V6 3.2L 197 CID		J	1085 <sup>53</sup>	21085 <sup>70</sup>	41085	6472	26472	N/R	N/R	N/R	
V6 3.5L 3500cc (Mex.)			1085 <sup>53</sup>	21085 <sup>70</sup>	41085	6472	26472	N/A	N/A	N/A	

## INTREPID (CANADIAN)

V6 2.7L 167 CID	EER	R	1085 <sup>53</sup>	21085 <sup>70</sup>	41085	6472	26472	N/A	N/A	N/A	
V6 3.2L 197 CID		J	1085 <sup>53</sup>	21085 <sup>70</sup>	41085	6472	26472	N/A	N/A	N/A	
V6 3.5L 215 CID	EGF	G	1085 <sup>53</sup>	21085 <sup>70</sup>	41085	6472	26472	N/A	N/A	N/A	
	EGG	G	1085 <sup>53</sup>	21085 <sup>70</sup>	41085	6472	26472	N/A	N/A	N/A	

## LHS

V6 3.5L 215 CID		G	1085 <sup>53</sup>	21085 <sup>70</sup>	41085	6472	26472	N/R	N/R	N/R	
-----------------	--	---	--------------------	---------------------	-------	------	-------	-----	-----	-----	--

## PROWLER

V6 3.5L 215 CID		G	1085 <sup>53</sup>	21085 <sup>70</sup>	41085	2133	22133	N/R	N/R	N/R	
-----------------	--	---	--------------------	---------------------	-------	------	-------	-----	-----	-----	--

## PT CRUISER

L4 2.4L 148 CID	EDZ	B	1348 <sup>53</sup>	21348 <sup>70</sup>	41348	6699	26699	4725	224725	N/A	2
-----------------	-----	---	--------------------	---------------------	-------	------	-------	------	--------	-----	---

## SEBRING

L4 2.4L 148 CID		G	1356	21356 <sup>70</sup>	41356	6028	26028	N/R	N/R	N/R	
	EDZ	X	1348 <sup>53</sup>	21348 <sup>70</sup>	41348	6677	26677	N/R	N/R	N/R	
V6 2.7L 167 CID	EER	U	1085 <sup>53</sup>	21085 <sup>70</sup>	41085	6677	26677	N/R	N/R	N/R	
V6 3.0L 181 CID		H	7092	27092 <sup>70</sup>	N/A	6028	26028	N/R	N/R	N/R	
V6 3.0L 3000cc (Mex.)			1334 <sup>53</sup>	21334 <sup>70</sup>	41334	6028	26028	N/A	N/A	N/A	

## TOWN &amp; COUNTRY

V6 3.3L 201 CID	EGV	3,G,R	1085 <sup>53</sup>	21085 <sup>70</sup>	41085	2389	22389	4864	224864	N/A	4
V6 3.8L 230 CID	EGL	L	1085 <sup>53</sup>	21085 <sup>70</sup>	41085	2389	22389	4864	224864	N/A	4

## VOYAGER

L4 2.4L 148 CID	EDZ	B	1348 <sup>53</sup>	21348 <sup>70</sup>	41348	2389	22389	4864	224864	N/A	4
V6 3.3L 201 CID	EGV	3,R	1085 <sup>53</sup>	21085 <sup>70</sup>	41085	2389	22389	4864	224864	N/A	4
V6 3.8L 3800cc (Mex.)			1085 <sup>53</sup>	21085 <sup>70</sup>	41085	2389	22389	4864	224864	N/A	

## CITROËN

## 2015

## JUMPY II (DISPATCH II)

1.6 HDi (Mex.)			107305	N/A	N/A			N/A	N/A	N/A	
----------------	--	--	--------	-----	-----	--	--	-----	-----	-----	--

## 2014

## JUMPY II (DISPATCH II)

1.6 HDi (Mex.)			107305	N/A	N/A			N/A	N/A	N/A	
----------------	--	--	--------	-----	-----	--	--	-----	-----	-----	--

## 2013

## JUMPY II (DISPATCH II)

1.6 HDi (Mex.)			107305	N/A	N/A			N/A	N/A	N/A	
----------------	--	--	--------	-----	-----	--	--	-----	-----	-----	--

## 2012

## C3 Picasso

L4 1.6L 1587cc (Mex.)			7512	27512	N/A			N/A	N/A	N/A	
-----------------------	--	--	------	-------	-----	--	--	-----	-----	-----	--

## JUMPY II (DISPATCH II)

1.6 HDi (Mex.)			107305	N/A	N/A			N/A	N/A	N/A	
----------------	--	--	--------	-----	-----	--	--	-----	-----	-----	--

N/A = Not Available N/R = Not Required N/S = Not Servicable For cabin air locator chart, see pages 5-12 See pages 13-16 for footnotes

1) ProSelect - Normal Driving - Traditional Change Intervals 2) NAPA Gold - Severe Driving - OE Recommended intervals 3) NAPA Platinum - Harsh Driving - OE Recommend Intervals

N/A = Non disponible N/R = Non nécessaire N/S = Non réparable Voir le tableau des filtres et d'habitacle aux pages 5-12 Voir pages 13-16 pour des notes

1) NAPA ProSelect et Argent - Conduite normale - Intervalles normaux de remplacement 2) NAPA Or - Conduite difficile - Intervalles recommandés par FEO 3) NAPA Platine - Conduite très difficile - Intervalles recommandés par FEO

N/A = No disponible N/R = No requerido N/S = No Servicable Para el aire de la cabina y tabla de localización de filtro, consulte las páginas 5-12 Ver las páginas 13-16 para las notas al pie de página

1) NAPA ProSelect y Plata - Manejo normal - Intervallos normales de cambio 2) NAPA Oro - Manejo difícil - Intervallos recomendados por el OEM 3) NAPA Platino - Manejo muy difícil - Intervallos recomendados por el OEM

Italicized Part Numbers May Not Be Available.

Las piezas con números en *italicas* pueden no estar disponibles.Les numéros de pièce en *italiques* peuvent ne pas être disponibles.P  
a  
s  
s  
C  
a  
r  
L  
i  
g  
h  
t  
T  
r  
u  
c  
k  
O  
i  
l  
-  
A  
i  
r  
-  
C  
a  
b  
i  
n



Year/Año/Année Model/Modelo/Modèle Engine/Motor/Moteur	Eng. Code Código de motor Code moteur	VIN NIV NIV	GOLD Oil Aceite Huile	ProSelect Oil Aceite Huile	Platinum Oil Aceite Huile	GOLD Air Aire Air	ProSelect Air Aire Air	GOLD Cabin Air Cabina Aire Cabine Air	ProSelect Cabin Air Cabina Aire Cabine Air	Platinum Cabin Air Cabina Aire Cabine Air	Loc. Cabin Air Cabina Aire Cabine Air
--	---	-------------------	--------------------------------	-------------------------------------	------------------------------------	----------------------------	---------------------------------	--	---	--	--

CITROËN (Cont'd/Suite)

**2011**

**C3 Picasso**

L4 1.6L 1587cc (Mex.)			7512	27512	N/A			N/A	N/A	N/A	
-----------------------	--	--	------	-------	-----	--	--	-----	-----	-----	--

**JUMPY II (DISPATCH II)**

1.6 HDi (Mex.)			107305	N/A	N/A			N/A	N/A	N/A	
----------------	--	--	--------	-----	-----	--	--	-----	-----	-----	--

**2010**

**C3 Picasso**

L4 1.6L 1587cc (Mex.)			7512	27512	N/A			N/A	N/A	N/A	
-----------------------	--	--	------	-------	-----	--	--	-----	-----	-----	--

**JUMPY II (DISPATCH II)**

1.6 HDi (Mex.)			107305	N/A	N/A			N/A	N/A	N/A	
----------------	--	--	--------	-----	-----	--	--	-----	-----	-----	--

**2009**

**JUMPY II (DISPATCH II)**

1.6 HDi (Mex.)			107305	N/A	N/A			N/A	N/A	N/A	
----------------	--	--	--------	-----	-----	--	--	-----	-----	-----	--

**2008**

**JUMPY II (DISPATCH II)**

1.6 HDi (Mex.)			107305	N/A	N/A			N/A	N/A	N/A	
----------------	--	--	--------	-----	-----	--	--	-----	-----	-----	--

**2007**

**JUMPY II (DISPATCH II)**

1.6 HDi (Mex.)			107305	N/A	N/A			N/A	N/A	N/A	
----------------	--	--	--------	-----	-----	--	--	-----	-----	-----	--

DAEWOO / CHEVROLET

**2004**

**KALOS**

L4 1.5L 1498cc (Mex.)			1040 <sup>53</sup>	21040 <sup>70</sup>	41040			4685	224685	N/A	
-----------------------	--	--	--------------------	---------------------	-------	--	--	------	--------	-----	--

**2003**

**KALOS**

L4 1.5L 1498cc (Mex.)			1040 <sup>53</sup>	21040 <sup>70</sup>	41040			4685	224685	N/A	
-----------------------	--	--	--------------------	---------------------	-------	--	--	------	--------	-----	--

**2002**

**LANOS**

L4 1.5L 1498cc			1040 <sup>53</sup>	21040 <sup>70</sup>	41040			N/A	N/A	N/A	
L4 1.6L 1598cc	6		1040 <sup>53</sup>	21040 <sup>70</sup>	41040			N/R	N/R	N/R	

**LEGANZA**

L4 2.2L 2198cc		2	1040 <sup>53</sup>	21040 <sup>70</sup>	41040			N/R	N/R	N/R	
----------------	--	---	--------------------	---------------------	-------	--	--	-----	-----	-----	--

**NUBIRA**

L4 2.0L 1998cc		Z	1040 <sup>53</sup>	21040 <sup>70</sup>	41040			N/R	N/R	N/R	
----------------	--	---	--------------------	---------------------	-------	--	--	-----	-----	-----	--

**2001**

**LANOS**

L4 1.5L 1498cc			1040 <sup>53</sup>	21040 <sup>70</sup>	41040			N/A	N/A	N/A	
L4 1.6L 1598cc	6		1040 <sup>53</sup>	21040 <sup>70</sup>	41040			N/R	N/R	N/R	

**LEGANZA**

L4 2.2L 2198cc		2	1040 <sup>53</sup>	21040 <sup>70</sup>	41040			N/R	N/R	N/R	
----------------	--	---	--------------------	---------------------	-------	--	--	-----	-----	-----	--

**NUBIRA**

L4 2.0L 1998cc		Z	1040 <sup>53</sup>	21040 <sup>70</sup>	41040			N/R	N/R	N/R	
----------------	--	---	--------------------	---------------------	-------	--	--	-----	-----	-----	--

N/A = Not Available N/R = Not Required N/S = Not Servicable For cabin air locator chart, see pages 5-12 See pages 13-16 for footnotes

1) ProSelect - Normal Driving - Traditional Change Intervals 2) NAPA Gold - Severe Driving - OE Recommended intervals 3) NAPA Platinum - Harsh Driving - OE Recommend Intervals

N/A = Non disponible N/R = Non nécessaire N/S = Non réparable Voir le tableau des filtres et d'habitacle aux pages 5-12 Voir pages 13-16 pour des notes

1) NAPA ProSelect et Argent - Conduite normale - Intervalles normaux de remplacement 2) NAPA Or - Conduite difficile - Intervalles recommandés par FEO 3) NAPA Platine - Conduite très difficile - Intervalles recommandés par FEO

N/A = No disponible N/R = No requerido N/S = No Servicable Para el aire de la cabina y tabla de localización de filtro, consulte las páginas 5-12 Ver las páginas 13-16 para las notas al pie de página

1) NAPA ProSelect y Plata - Manejo normal - Intervalos normales de cambio 2) NAPA Oro - Manejo difícil - Intervalos recomendados por el OEM 3) NAPA Platino - Manejo muy difícil - Intervalos recomendados por el OEM

*Italicized Part Numbers May Not Be Available.*

Las piezas con números en *italicas* pueden no estar disponibles.  
Les numéros de pièce en *italiques* peuvent ne pas être disponibles.



## Pass Car Light Truck - Oil - Air - Cabin

## DODGE (ALSO SEE RAM) 2023-2021

Year/Año/Année Model/Modelo/Modèle Engine/Motor/Moteur	Eng. Code Código de motor Code moteur	VIN NIV NIV									Loc. Cabin Air Cabina Aire Cabine Air
			GOLD Oil Aceite Huile	ProSelect Oil Aceite Huile	Platinum Oil Aceite Huile	GOLD Air Aire Air	ProSelect Air Aire Air	GOLD Cabin Air Cabina Aire Cabine Air	ProSelect Cabin Air Cabina Aire Cabine Air	Platinum Cabin Air Cabina Aire Cabine Air	

## DODGE (ALSO SEE RAM)

2023

## CHALLENGER

V6 3.6L 3604cc 220 CID	ERB		100010	2100010	4100010	9746	29746	4048	224048	4234048	1
V8 5.7L		T	7060 <sup>53</sup>	27060 <sup>70</sup>	47060	9746	29746	4048	224048	4234048	1
V8 6.2L 376 CID Super Charged	ESD		7899 <sup>53</sup>	27899 <sup>70</sup>	47899	N/A	N/A	4048	224048	4234048	1
V8 6.4L		J	7899 <sup>53</sup>	27899 <sup>70</sup>	47899	9746	29746	4048	224048	4234048	1

## CHARGER

V6 3.6L 3604cc 220 CID Flex	ERB		100010	2100010	4100010	9746	29746	4048	224048	4234048	1
V8 5.7L 345 CID	EZH	T	7060 <sup>53</sup>	27060 <sup>70</sup>	47060	9746	29746	4048	224048	4234048	1
V8 6.2L 376 CID Super Charged	ESD		7899 <sup>53</sup>	27899 <sup>70</sup>	47899	9746	29746	4048	224048	4234048	1
V8 6.4L 6424cc 392 CID	ESG		7899 <sup>53</sup>	27899 <sup>70</sup>	47899	9746	29746	4048	224048	4234048	1

## DURANGO

V6 3.6L 3604cc 220 CID Flex	ERB		100010	2100010	4100010	9756 <sup>155</sup> 9756FR <sup>360</sup>	29756 <sup>155</sup> N/A <sup>360</sup>	4017	224017	4234017	2
V8 5.7L 345 CID	EZH		7060 <sup>53</sup>	27060 <sup>70</sup>	47060	9756 9756FR <sup>360</sup>	29756 N/A <sup>360</sup>	4017	224017	4234017	2
V8 6.2L 376 CID Super Charged	ESD		7899 <sup>53</sup>	27899 <sup>70</sup>	47899	201172	N/A	4017	224017	4234017	1
V8 6.4L 6400CC 392CID			7899 <sup>53</sup>	27899 <sup>70</sup>	47899	9756 9756FR <sup>360</sup>	29756 N/A <sup>360</sup>	4017	224017	4234017	2

2022

## CHALLENGER

V6 3.6L 3604cc 220 CID	ERB		100010	2100010	4100010	9746	29746	4048	224048	4234048	1
V8 5.7L		T	7060 <sup>53</sup>	27060 <sup>70</sup>	47060	9746	29746	4048	224048	4234048	1
V8 6.2L 376 CID Super Charged	ESD		7899 <sup>53</sup>	27899 <sup>70</sup>	47899	N/A	N/A	4048	224048	4234048	1
V8 6.4L		J	7899 <sup>53</sup>	27899 <sup>70</sup>	47899	9746	29746	4048	224048	4234048	1

## CHARGER

V6 3.6L 3604cc 220 CID Flex	ERB		100010	2100010	4100010	9746	29746	4048	224048	4234048	1
V8 5.7L 345 CID	EZH	T	7060 <sup>53</sup>	27060 <sup>70</sup>	47060	9746	29746	4048	224048	4234048	1
V8 6.2L 376 CID Super Charged	ESD		7899 <sup>53</sup>	27899 <sup>70</sup>	47899	9746	29746	4048	224048	4234048	1
V8 6.4L 6424cc 392 CID	ESG		7899 <sup>53</sup>	27899 <sup>70</sup>	47899	9746	29746	4048	224048	4234048	1

## DURANGO

V6 3.6L 3604cc 220 CID Flex	ERB		100010	2100010	4100010	9756 <sup>155</sup> 9756FR <sup>360</sup>	29756 <sup>155</sup> N/A <sup>360</sup>	4017	224017	4234017	2
V8 5.7L 345 CID	EZH		7060 <sup>53</sup>	27060 <sup>70</sup>	47060	9756 <sup>155</sup> 9756FR <sup>360</sup>	29756 <sup>155</sup> N/A <sup>360</sup>	4017	224017	4234017	2
V8 6.2L 376 CID Super Charged	ESD		7899 <sup>53</sup>	27899 <sup>70</sup>	47899	201172	N/A	4017	224017	4234017	1
V8 6.4L 6400CC 392CID			7899 <sup>53</sup>	27899 <sup>70</sup>	47899	9756 <sup>155</sup> 9756FR <sup>360</sup>	29756 <sup>155</sup> N/A <sup>360</sup>	4017	224017	4234017	2

2021

## CHALLENGER

V6 3.6L 3604cc 220 CID	ERB		100010	2100010	4100010	9746	29746	4048	224048	4234048	1
V8 5.7L		T	7060 <sup>53</sup>	27060 <sup>70</sup>	47060	9746	29746	4048	224048	4234048	1
V8 6.2L 376 CID Super Charged	ESD		7899	27899	47899	N/A	N/A	4048	224048	4234048	1
V8 6.4L		J	7899 <sup>53</sup>	27899 <sup>70</sup>	47899	9746	29746	4048	224048	4234048	1

## CHARGER

V6 3.6L 3604cc 220 CID Flex	ERB		100010	2100010	4100010	9746	29746	4048	224048	4234048	1
V8 5.7L 345 CID	EZH	T	7060 <sup>53</sup>	27060 <sup>70</sup>	47060	9746	29746	4048	224048	4234048	1
V8 6.2L 376 CID Super Charged	ESD		7899 <sup>53</sup>	27899 <sup>70</sup>	47899	9746	29746	4048	224048	4234048	1
V8 6.4L 6424cc 392 CID	ESG		7899 <sup>53</sup>	27899 <sup>70</sup>	47899	9746	29746	4048	224048	4234048	1

## DURANGO

V6 3.6L 3604cc 220 CID Flex	ERB		100010	2100010	4100010	9756 <sup>155</sup> 9756FR <sup>360</sup>	29756 <sup>155</sup> N/A <sup>360</sup>	4017	224017	4234017	2
-----------------------------	-----	--	--------	---------	---------	--	--	------	--------	---------	---

N/A = Not Available N/R = Not Required N/S = Not Servicable For cabin air locator chart, see pages 5-12 See pages 13-16 for footnotes

1) ProSelect - Normal Driving - Traditional Change Intervals 2) NAPA Gold - Severe Driving - OE Recommended intervals 3) NAPA Platinum - Harsh Driving - OE Recommend Intervals

N/A = Non disponible N/R = Non nécessaire N/S = Non réparable Voir le tableau des filtres et d'habitacle aux pages 5-12 Voir pages 13-16 pour des notes

1) NAPA ProSelect et Argent - Conduite normale - Intervalles normaux de remplacement 2) NAPA Or - Conduite difficile - Intervalles recommandés par FEO 3) NAPA Platine - Conduite très difficile - Intervalles recommandés par FEO

N/A = No disponible N/R = No requerido N/S = No Servicable Para el aire de la cabina y tabla de localización de filtro, consulte las páginas 5-12 Ver las páginas 13-16 para las notas al pie de página

1) NAPA ProSelect y Plata - Manejo normal - Intervalles normales de cambio 2) NAPA Oro - Manejo difícil - Intervalles recomendados por el OEM 3) NAPA Platino - Manejo muy difícil - Intervalles recomendados por el OEM

*Italicized Part Numbers May Not Be Available.*Las piezas con números en *italicas* pueden no estar disponibles.Les numéros de pièce en *italiques* peuvent ne pas être disponibles.

Pass Car Light Truck Oil - Cabin



## DODGE (ALSO SEE RAM) 2021-2019

## Pass Car Light Truck - Oil - Air - Cabin

Year/Año/Année Model/Modelo/Modele Engine/Motor/Moteur	Eng. Code Código de motor Code moteur	VIN NIV NIV	GOLD Oil Aceite Huile	ProSelect Oil Aceite Huile	Platinum Oil Aceite Huile	GOLD Air Aire Air	ProSelect Air Aire Air	GOLD Cabin Air Cabina Aire Cabine Air	ProSelect Cabin Air Cabina Aire Cabine Air	Platinum Cabin Air Cabina Aire Cabine Air	Loc. Cabin Air Cabina Aire Cabine Air
--	---	-------------------	--------------------------------	-------------------------------------	------------------------------------	----------------------------	---------------------------------	--	---	--	--

## DODGE (ALSO SEE RAM) (Cont'd/Suite)

## 2021 (Cont'd/Suite)

## DURANGO (Cont'd/Suite)

V8 5.7L 345 CID	EZH		7060 <sup>53</sup>	27060 <sup>70</sup>	47060	9756 <sup>155</sup> 9756FR <sup>360</sup>	29756 <sup>155</sup> N/A <sup>360</sup>	4017	224017	4234017	2
V8 6.2L 376 CID Super Charged	ESD		7899 <sup>53</sup>	27899 <sup>70</sup>	47899	201172	N/A	4017	224017	4234017	
V8 6.4L 6400CC 392CID			7899 <sup>53</sup>	27899 <sup>70</sup>	47899	9756 <sup>155</sup> 9756FR <sup>360</sup>	29756 <sup>155</sup> N/A <sup>360</sup>	4017	224017	4234017	2

## 2020

## CHALLENGER

V6 3.6L 3604cc 220 CID	ERB		100010	2100010	4100010	9746	29746	4048	224048	4234048	1
V8 5.7L		T	7060 <sup>53</sup>	27060 <sup>70</sup>	47060	9746	29746	4048	224048	4234048	1
V8 6.2L 376 CID Super Charged	ESD		7899	27899	47899	N/A	N/A	4048	224048	4234048	1
V8 6.4L		J	7899 <sup>53</sup>	27899 <sup>70</sup>	47899	9746	29746	4048	224048	4234048	1

## CHARGER

V6 3.6L 3604cc 220 CID Flex	ERB		100010	2100010	4100010	9746	29746	4048	224048	4234048	1
V8 5.7L 345 CID	EZH	T	7060 <sup>53</sup>	27060 <sup>70</sup>	47060	9746	29746	4048	224048	4234048	1
V8 6.2L 376 CID Super Charged	ESD		7899 <sup>53</sup>	27899 <sup>70</sup>	47899	9746	29746	4048	224048	4234048	1
V8 6.4L 6424cc 392 CID	ESG		7899 <sup>53</sup>	27899 <sup>70</sup>	47899	9746	29746	4048	224048	4234048	1

## DURANGO

V6 3.6L 3604cc 220 CID Flex	ERB		100010	2100010	4100010	9756 <sup>155</sup> 9756FR <sup>360</sup>	29756 <sup>155</sup> N/A <sup>360</sup>	4017	224017	4234017	2
V8 5.7L 345 CID	EZH		7060 <sup>53</sup>	27060 <sup>70</sup>	47060	9756 <sup>155</sup> 9756FR <sup>360</sup>	29756 <sup>155</sup> N/A <sup>360</sup>	4017	224017	4234017	2
V8 6.4L 6400CC 392CID			7899 <sup>53</sup>	27899 <sup>70</sup>	47899	9756 <sup>155</sup> 9756FR <sup>360</sup>	29756 <sup>155</sup> N/A <sup>360</sup>	4017	224017	4234017	2

## GRAND CARAVAN

V6 3.6L 3604cc 220 CID Flex	ERB		100010	2100010	4100010	9737	29737	4479	224479	4234479	4
-----------------------------	-----	--	--------	---------	---------	------	-------	------	--------	---------	---

## JOURNEY

L4 2.4L 2360cc 144 CID	ED3	B	7060 <sup>53</sup>	27060 <sup>70</sup>	47060	9016	29016	4313	224313	4234313	3
------------------------	-----	---	--------------------	---------------------	-------	------	-------	------	--------	---------	---

## 2019

## CHALLENGER

V6 3.6L 3604cc 220 CID	ERB		100010	2100010	4100010	9746	29746	4048	224048	4234048	1
V8 5.7L		T	7060 <sup>53</sup>	27060 <sup>70</sup>	47060	9746	29746	4048	224048	4234048	1
V8 6.2L 376 CID Super Charged	ESD		7899	27899	47899	N/A	N/A	4048	224048	4234048	1
V8 6.4L		J	7899 <sup>53</sup>	27899 <sup>70</sup>	47899	9746	29746	4048	224048	4234048	1

## CHARGER

V6 3.6L 3604cc 220 CID Flex	ERB		100010	2100010	4100010	9746	29746	4048	224048	4234048	1
V8 5.7L 345 CID	EZH	T	7060 <sup>53</sup>	27060 <sup>70</sup>	47060	9746	29746	4048	224048	4234048	1
V8 6.2L 376 CID Super Charged	ESD		7899 <sup>53</sup>	27899 <sup>70</sup>	47899	9746	29746	4048	224048	4234048	1
V8 6.4L 6424cc 392 CID	ESG		7899 <sup>53</sup>	27899 <sup>70</sup>	47899	9746	29746	4048	224048	4234048	1

## CHARGER Pursuit

V8 5.7L 345 CID	EZH		7060 <sup>53</sup>	27060 <sup>70</sup>	47060	9746	29746	4048	224048	4234048	1
-----------------	-----	--	--------------------	---------------------	-------	------	-------	------	--------	---------	---

## DURANGO

V6 3.6L 3604cc 220 CID Flex	ERB		100010	2100010	4100010	9756 <sup>155</sup> 9756FR <sup>360</sup>	29756 <sup>155</sup> N/A <sup>360</sup>	4017	224017	4234017	2
V8 5.7L 345 CID	EZH		7060 <sup>53</sup>	27060 <sup>70</sup>	47060	9756 9756FR <sup>360</sup>	29756 N/A <sup>360</sup>	4017	224017	4234017	2
V8 6.4L 6400CC 392CID			7899 <sup>53</sup>	27899 <sup>70</sup>	47899	9756 9756FR <sup>360</sup>	29756 N/A <sup>360</sup>	4017	224017	4234017	2

## GRAND CARAVAN

V6 3.6L 3604cc 220 CID Flex	ERB		100010	2100010	4100010	9737	29737	4479	224479	4234479	4
-----------------------------	-----	--	--------	---------	---------	------	-------	------	--------	---------	---

N/A = Not Available N/R = Not Required N/S = Not Servicable For cabin air locator chart, see pages 5-12 See pages 13-16 for footnotes

1) ProSelect - Normal Driving - Traditional Change Intervals 2) NAPA Gold - Severe Driving - OE Recommended intervals 3) NAPA Platinum - Harsh Driving - OE Recommend Intervals

N/A = Non disponible N/R = Non nécessaire N/S = Non réparable Voir le tableau des filtres et d'habitacle aux pages 5-12 Voir pages 13-16 pour des notes

1) NAPA ProSelect et Argent - Conduite normale - Intervalles normaux de remplacement 2) NAPA Or - Conduite difficile - Intervalles recommandés par FEO 3) NAPA Platine - Conduite très difficile - Intervalles recommandés par FEO

N/A = No disponible N/R = No requerido N/S = No Servicable Para el aire de la cabina y tabla de localización de filtro, consulte las páginas 5-12 Ver las páginas 13-16 para las notas al pie de página

1) NAPA ProSelect y Plata - Manejo normal - Intervalos normales de cambio 2) NAPA Oro - Manejo difícil - Intervalos recomendados por el OEM 3) NAPA Platino - Manejo muy difícil - Intervalos recomendados por el OEM

*Italicized Part Numbers May Not Be Available.*

Las piezas con números en *italicas* pueden no estar disponibles.  
Les numéros de pièce en *italiques* peuvent ne pas être disponibles.



Pass Car Light Truck - Oil - Air - Cabin

DODGE (ALSO SEE RAM) 2019-2017

Year/Año/Année Model/Modelo/Modèle Engine/Motor/Moteur	Eng. Code Código de motor Code moteur	VIN NIV NIV									Loc. Cabin Air Cabina Aire Cabine Air
			GOLD Oil Aceite Huile	ProSelect Oil Aceite Huile	Platinum Oil Aceite Huile	GOLD Air Aire Air	ProSelect Air Aire Air	GOLD Cabin Air Cabina Aire Cabine Air	ProSelect Cabin Air Cabina Aire Cabine Air	Platinum Cabin Air Cabina Aire Cabine Air	

DODGE (ALSO SEE RAM) (Cont'd/Suite)

**2019** (Cont'd/Suite)

JOURNEY

L4 2.4L 2360cc 144 CID	ED3	B	7060 <sup>53</sup>	27060 <sup>70</sup>	47060	9016	29016	4313	224313	4234313	3
V6 3.6L 3604cc 220 CID	ERB	G	100010	2100010	4100010	9049	29049	4313	224313	4234313	3
V6 3.6L 3604cc 220 CID Flex	ERB	G	100010	2100010	4100010	9049	29049	4313	224313	4234313	3

RAM 4000

V8 5.7L 345 CID HEMI (Mex.)			7060 <sup>53</sup>	27060 <sup>70</sup>	47060	2725	22725	4579	224579	N/A	
-----------------------------	--	--	--------------------	---------------------	-------	------	-------	------	--------	-----	--

**2018**

ATTITUDE

L3 1.2L 1193cc (Mex.)			7356 <sup>53</sup>	27356 <sup>70</sup>	47356	200125	2200125	230125	N/A	N/A	
-----------------------	--	--	--------------------	---------------------	-------	--------	---------	--------	-----	-----	--

CHALLENGER

V6 3.6L 3604cc 220 CID	ERB		100010	2100010	4100010	9746	29746	4048	224048	4234048	1
V8 5.7L		T	7060 <sup>53</sup>	27060 <sup>70</sup>	47060	9746	29746	4048	224048	4234048	1
V8 6.2L 376 CID Super Charged	ESD		7899	27899	47899	9746	29746	4048	224048	4234048	1
V8 6.4L 6400CC 392CID			7899 <sup>53</sup>	27899 <sup>70</sup>	47899	9746	29746	4048	224048	4234048	1

CHALLENGER DEMON

V8 6.2L 6200CC 378CID Super Charged	Hemi Demon		7899 <sup>53</sup>	27899 <sup>70</sup>	47899	N/A	N/A	4048	224048	4234048	
-------------------------------------	------------	--	--------------------	---------------------	-------	-----	-----	------	--------	---------	--

CHARGER

V6 3.6L 3604cc 220 CID Flex	ERB		100010	2100010	4100010	9746	29746	4048	224048	4234048	1
V8 5.7L 345 CID	EZH	T	7060 <sup>53</sup>	27060 <sup>70</sup>	47060	9746	29746	4048	224048	4234048	1
V8 6.2L 376 CID Super Charged	ESD		7899 <sup>53</sup>	27899 <sup>70</sup>	47899	9746	29746	4048	224048	4234048	1
V8 6.4L 6424cc 392 CID	ESG		7899 <sup>53</sup>	27899 <sup>70</sup>	47899	9746	29746	4048	224048	4234048	1

CHARGER Pursuit

V8 5.7L 345 CID	EZH		7060 <sup>53</sup>	27060 <sup>70</sup>	47060	9746	29746	4048	224048	4234048	1
-----------------	-----	--	--------------------	---------------------	-------	------	-------	------	--------	---------	---

DURANGO

V6 3.6L 3604cc 220 CID Flex	ERB		100010	2100010	4100010	9756 9756FR <sup>360</sup>	29756 N/A <sup>360</sup>	4017	224017	4234017	2
V8 5.7L 345 CID	EZH		7060 <sup>53</sup>	27060 <sup>70</sup>	47060	9756 <sup>155</sup> 9756FR <sup>360</sup>	29756 <sup>155</sup> N/A <sup>360</sup>	4017	224017	4234017	2
V8 6.4L 6400CC 392CID			7899 <sup>53</sup>	27899 <sup>70</sup>	47899	9756 <sup>155</sup> 9756FR <sup>360</sup>	29756 <sup>155</sup> N/A <sup>360</sup>	4017	224017	4234017	2

GRAND CARAVAN

V6 3.6L 3604cc 220 CID Flex	ERB		100010	2100010	4100010	9737	29737	4479	224479	4234479	4
-----------------------------	-----	--	--------	---------	---------	------	-------	------	--------	---------	---

JOURNEY

L4 2.4L 2360cc 144 CID	ED3	B	7060 <sup>53</sup>	27060 <sup>70</sup>	47060	9016	29016	4313	224313	4234313	3
V6 3.6L 3604cc 220 CID	ERB	G	100010	2100010	4100010	9049	29049	4313	224313	4234313	3
V6 3.6L 3604cc 220 CID Flex	ERB	G	100010	2100010	4100010	9049	29049	4313	224313	4234313	3

VISION

L4 1.6L 98 CID (Mex.)	ECA		N/S	N/S	N/A	N/R	N/R	N/S	N/S	N/A	
-----------------------	-----	--	-----	-----	-----	-----	-----	-----	-----	-----	--

**2017**

ATTITUDE

L3 1.2L 1193cc (Mex.)			7356 <sup>53</sup>	27356 <sup>70</sup>	47356	200125	2200125	230125	N/A	N/A	
-----------------------	--	--	--------------------	---------------------	-------	--------	---------	--------	-----	-----	--

CHALLENGER

V6 3.6L 3604cc 220 CID	ERB	G	100010	2100010	4100010	9746	29746	4048	224048	4234048	1
V8 5.7L 345 CID	EZC	T	7899 <sup>53</sup>	27899 <sup>70</sup>	47899	9746	29746	4048	224048	4234048	1
	EZH	T	7899 <sup>53</sup>	27899 <sup>70</sup>	47899	9746	29746	4048	224048	4234048	1
V8 6.2L 376 CID Super Charged	ESD	9	7063	N/A	N/A	9746	29746	4048	224048	4234048	1
V8 6.4L 6424cc 392 CID	ESG	J	7899 <sup>53</sup>	27899 <sup>70</sup>	47899	9746	29746	4048	224048	4234048	1
	ESH	J	7899 <sup>53</sup>	27899 <sup>70</sup>	47899	9746	29746	4048	224048	4234048	1

N/A = Not Available N/R = Not Required N/S = Not Servicable For cabin air locator chart, see pages 5-12 See pages 13-16 for footnotes

1) ProSelect - Normal Driving - Traditional Change Intervals 2) NAPA Gold - Severe Driving - OE Recommended intervals 3) NAPA Platinum - Harsh Driving - OE Recommend Intervals

N/A = Non disponible N/R = Non nécessaire N/S = Non réparable Voir le tableau des filtres et d'habitacle aux pages 5-12 Voir pages 13-16 pour des notes

1) NAPA ProSelect et Argent - Conduite normale - Intervalles normaux de remplacement 2) NAPA Or - Conduite difficile - Intervalles recommandés par FEO 3) NAPA Platine - Conduite très difficile - Intervalles recommandés par FEO

N/A = No disponible N/R = No requerido N/S = No Servicable Para el aire de la cabina y tabla de localización de filtro, consulte las páginas 5-12 Ver las páginas 13-16 para las notas al pie de página

1) NAPA ProSelect y Plata - Manejo normal - Intervalles normales de cambio 2) NAPA Oro - Manejo difícil - Intervalles recomendados por el OEM 3) NAPA Platino - Manejo muy difícil - Intervalles recomendados por el OEM

*Italicized Part Numbers May Not Be Available.*

Las piezas con números en *italicas* pueden no estar disponibles.

Les numéros de pièce en *italiques* peuvent ne pas être disponibles.

P  
a  
s  
s  
C  
a  
r  
L  
i  
g  
h  
t  
T  
r  
u  
c  
k  
O  
i  
l  
-  
A  
i  
r  
-  
C  
a  
b  
i  
n



## DODGE (ALSO SEE RAM) 2017-2016

## Pass Car Light Truck - Oil - Air - Cabin

Year/Año/Année Model/Modelo/Modele Engine/Motor/Moteur	Eng. Code Código de motor Code moteur	VIN NIV NIV	GOLD Oil Aceite Huile	ProSelect Oil Aceite Huile	Platinum Oil Aceite Huile	GOLD Air Aire Air	ProSelect Air Aire Air	GOLD Cabin Air Cabina Aire Cabine Air	ProSelect Cabin Air Cabina Aire Cabine Air	Platinum Cabin Air Cabina Aire Cabine Air	Loc. Cabin Air Cabina Aire Cabine Air
--	---	-------------------	--------------------------------	-------------------------------------	------------------------------------	----------------------------	---------------------------------	--	---	--	--

## DODGE (ALSO SEE RAM) (Cont'd/Suite)

## 2017 (Cont'd/Suite)

## CHARGER

V6 3.6L 3604cc 220 CID Flex	ERB	G	100010	2100010	4100010	9746	29746	4048	224048	4234048	1
V8 5.7L 345 CID	EZH	T	7060 <sup>53</sup>	27060 <sup>70</sup>	47060	9746	29746	4048	224048	4234048	1
V8 6.2L 376 CID Super Charged	ESD		7899 <sup>53</sup>	27899 <sup>70</sup>	47899	9746	29746	4048	224048	4234048	1
V8 6.4L 6424cc 392 CID	ESG	J	7899 <sup>53</sup>	27899 <sup>70</sup>	47899	9746	29746	4048	224048	4234048	1

## CHARGER Pursuit

V8 5.7L 345 CID	EZH		7899 <sup>53</sup>	27899 <sup>70</sup>	47899	9746	29746	4048	224048	4234048	1
-----------------	-----	--	--------------------	---------------------	-------	------	-------	------	--------	---------	---

## DURANGO

V6 3.6L 3604cc 220 CID Flex	ERB		100010	2100010	4100010	9756 <sup>155</sup> 9756FR <sup>360</sup>	29756 <sup>155</sup> N/A <sup>360</sup>	4017	224017	4234017	2
V8 5.7L 345 CID	EZH		7060 <sup>53</sup>	27060 <sup>70</sup>	47060	9756 <sup>155</sup> 9756FR <sup>360</sup>	29756 <sup>155</sup> N/A <sup>360</sup>	4017	224017	4234017	2

## GRAND CARAVAN

V6 3.6L 3604cc 220 CID	ERB	G	100010	2100010	4100010	9737	29737	4479	224479	4234479	4
V6 3.6L 3604cc 220 CID Flex	ERB	G	100010	2100010	4100010	9737	29737	4479	224479	4234479	4

## JOURNEY

L4 2.4L 2360cc 144 CID	ED3	B	7060 <sup>53</sup>	27060 <sup>70</sup>	47060	9016	29016	4313	224313	4234313	3
V6 3.6L 3604cc 220 CID	ERB	G	100010	2100010	4100010	9049	29049	4313	224313	4234313	3
V6 3.6L 3604cc 220 CID Flex	ERB	G	100010	2100010	4100010	9049	29049	4313	224313	4234313	3

## VIPER

V10 8.4L 515 CID	EWE		7063	N/A	N/A	6835	N/A	N/R	N/R	N/R	
------------------	-----	--	------	-----	-----	------	-----	-----	-----	-----	--

## VISION

L4 1.6L 1595cc (Mex.)			1083	N/A	N/A	206340	N/A	239280	N/A	N/A	
-----------------------	--	--	------	-----	-----	--------	-----	--------	-----	-----	--

## 2016

## ATTITUDE

L3 1.2L 1193cc (Mex.)			7356 <sup>53</sup>	27356 <sup>70</sup>	47356	200125	2200125	230125	N/A	N/A	
-----------------------	--	--	--------------------	---------------------	-------	--------	---------	--------	-----	-----	--

## CHALLENGER

V6 3.6L 3604cc 220 CID	ERB	G	100010	2100010	4100010	9746	29746	4048	224048	4234048	1
V8 5.7L 345 CID	EZC	T	7899 <sup>53</sup>	27899 <sup>70</sup>	47899	9746	29746	4048	224048	4234048	1
	EZH	T	7899 <sup>53</sup>	27899 <sup>70</sup>	47899	9746	29746	4048	224048	4234048	1
V8 6.2L 376 CID Super Charged	ESD	9	7063	N/A	N/A	9746	29746	4048	224048	4234048	1
V8 6.4L 6424cc 392 CID	ESG	J	7899 <sup>53</sup>	27899 <sup>70</sup>	47899	9746	29746	4048	224048	4234048	1
	ESH	J	7899 <sup>53</sup>	27899 <sup>70</sup>	47899	9746	29746	4048	224048	4234048	1

## CHARGER

V6 3.6L 3604cc 220 CID Flex	ERB	G	100010	2100010	4100010	9746	29746	4048	224048	4234048	1
V8 5.7L 345 CID	EZH	T	7060 <sup>53</sup>	27060 <sup>70</sup>	47060	9746	29746	4048	224048	4234048	1
V8 6.2L 376 CID Super Charged	ESD	9	7899 <sup>53</sup>	27899 <sup>70</sup>	47899	9746	29746	4048	224048	4234048	1
V8 6.4L 6424cc 392 CID	ESG	J	7899 <sup>53</sup>	27899 <sup>70</sup>	47899	9746	29746	4048	224048	4234048	1

## CHARGER Pursuit

V8 5.7L 345 CID	EZH		7060 <sup>53</sup>	27060 <sup>70</sup>	47060	9746	29746	4048	224048	4234048	1
-----------------	-----	--	--------------------	---------------------	-------	------	-------	------	--------	---------	---

## DART

L4 1.4L 1368cc 83 CID Turbo	EAF	H	7341	27341	N/A	200008	2200008	4871	224871	4234871	
L4 2.0L 1995cc 122 CID	ECN		7060 <sup>53</sup>	27060 <sup>70</sup>	47060	200008	2200008	4871	224871	4234871	3
L4 2.4L 2360cc 144 CID	ED6		7060 <sup>53</sup>	27060 <sup>70</sup>	47060	200008	2200008	4871	224871	4234871	3

## DURANGO

V6 3.6L 3604cc 220 CID Flex	ERB		100010	2100010	4100010	9756 <sup>155</sup> 9756FR <sup>360</sup>	29756 <sup>155</sup> N/A <sup>360</sup>	4017	224017	4234017	2
V8 5.7L 345 CID	EZH		7060 <sup>53</sup>	27060 <sup>70</sup>	47060	9756 <sup>155</sup> 9756FR <sup>360</sup>	29756 <sup>155</sup> N/A <sup>360</sup>	4017	224017	4234017	2

## GRAND CARAVAN

V6 3.6L 3604cc 220 CID	ERB	G	100010	2100010	4100010	9737	29737	4479	224479	4234479	4
------------------------	-----	---	--------	---------	---------	------	-------	------	--------	---------	---

N/A = Not Available N/R = Not Required N/S = Not Servicable For cabin air locator chart, see pages 5-12 See pages 13-16 for footnotes

1) ProSelect - Normal Driving - Traditional Change Intervals 2) NAPA Gold - Severe Driving - OE Recommended Intervals 3) NAPA Platinum - Harsh Driving - OE Recommend Intervals

N/A = Non disponible N/R = Non nécessaire N/S = Non réparable Voir le tableau des filtres et d'habitacle aux pages 5-12 Voir pages 13-16 pour des notes

1) NAPA ProSelect et Argent - Conduite normale - Intervalles normaux de remplacement 2) NAPA Or - Conduite difficile - Intervalles recommandés par FEO 3) NAPA Platine - Conduite très difficile - Intervalles recommandés par FEO

N/A = No disponible N/R = No requerido N/S = No Servicable Para el aire de la cabina y tabla de localización de filtro, consulte las páginas 5-12 Ver las páginas 13-16 para las notas al pie de página

1) NAPA ProSelect y Plata - Manejo normal - Intervalos normales de cambio 2) NAPA Oro - Manejo difícil - Intervalos recomendados por el OEM 3) NAPA Platino - Manejo muy difícil - Intervalos recomendados por el OEM

*Italicized Part Numbers May Not Be Available.*

Las piezas con números en *italicas* pueden no estar disponibles.  
Les numéros de pièce en *italiques* peuvent ne pas être disponibles.





Pass Car Light Truck - Oil - Air - Cabin

DODGE (ALSO SEE RAM) 2016-2014

Year/Anio/Année Model/Modelo/Modele Engine/Motor/Moteur	Eng. Code Código de motor Code moteur	VIN NIV NIV	GOLD Oil Aceite Huile	ProSelect Oil Aceite Huile	Platinum Oil Aceite Huile	GOLD Air Aire Air	ProSelect Air Aire Air	GOLD Cabin Air Cabina Aire Cabine Air	ProSelect Cabin Air Cabina Aire Cabine Air	Platinum Cabin Air Cabina Aire Cabine Air	Loc. Cabin Air Cabina Aire Cabine Air
---	---	-------------------	--------------------------------	-------------------------------------	------------------------------------	----------------------------	---------------------------------	--	---	--	--

DODGE (ALSO SEE RAM) (Cont'd/Suite)

**2016** (Cont'd/Suite)

GRAND CARAVAN (Cont'd/Suite)

V6 3.6L 3604cc 220 CID Flex	ERB	G	100010	2100010	4100010	9737	29737	4479	224479	4234479	4
-----------------------------	-----	---	--------	---------	---------	------	-------	------	--------	---------	---

JOURNEY

L4 2.4L 2360cc 144 CID	ED3	B	7060 <sup>53</sup>	27060 <sup>70</sup>	47060	9016	29016	4313	224313	4234313	3
V6 3.6L 3604cc 220 CID	ERB	G	100010	2100010	4100010	9049	29049	4313	224313	4234313	3
V6 3.6L 3604cc 220 CID Flex	ERB	G	100010	2100010	4100010	9049	29049	4313	224313	4234313	3

VIPER

V10 8.4L 515 CID	EWE		7063	N/A	N/A	6835	N/A	N/R	N/R	N/R	
------------------	-----	--	------	-----	-----	------	-----	-----	-----	-----	--

VISION

L4 1.6L 1595cc (Mex.)			1083	N/A	N/A	206340	N/A	239280	N/A	N/A	
-----------------------	--	--	------	-----	-----	--------	-----	--------	-----	-----	--

**2015**

ATTITUDE

L3 1.2L 1193cc (Mex.)			7356 <sup>53</sup>	27356 <sup>70</sup>	47356	200125	2200125	230125	N/A	N/A	
-----------------------	--	--	--------------------	---------------------	-------	--------	---------	--------	-----	-----	--

CHALLENGER

V6 3.6L 3604cc 220 CID	ERB	G	100010	2100010	4100010	9746	29746	4048	224048	4234048	1
V8 5.7L 345 CID	EZC	T	7899	27899 <sup>70</sup>	47899	9746	29746	4048	224048	4234048	1
V8 6.2L 376 CID Super Charged	ESD	9	7899	27899 <sup>70</sup>	47899	9746	29746	4048	224048	4234048	1
V8 6.4L 6424cc 392 CID	ESH	J	7899	27899 <sup>70</sup>	47899	9746	29746	4048	224048	4234048	1

CHARGER

V6 3.6L 3604cc 220 CID	ERB	G	100010	2100010	4100010	9746	29746	4048	224048	4234048	1
V8 5.7L 345 CID	EZH	T	7899	27899 <sup>70</sup>	47899	9746	29746	4048	224048	4234048	1
V8 6.2L 376 CID Super Charged	ESD	9	7899	27899 <sup>70</sup>	47899	9746	29746	4048	224048	4234048	1
V8 6.4L 6424cc 392 CID	ESG	J	7899	27899 <sup>70</sup>	47899	9746	29746	4048	224048	4234048	1

DART

L4 1.4L 1368cc 83 CID Turbo	EAF	H	7341	27341	N/A	200008	2200008	4871	224871	4234871	
L4 2.0L 1995cc 122 CID	ECK		7060 <sup>53</sup>	27060 <sup>70</sup>	47060	200008	2200008	4871	224871	4234871	3
L4 2.4L 2360cc 144 CID	ED6		7060 <sup>53</sup>	27060 <sup>70</sup>	47060	200008	2200008	4871	224871	4234871	3

DURANGO

V6 3.6L 3604cc 220 CID Flex	ERB		100010	2100010	4100010	9756 <sup>155</sup> 9756FR <sup>360</sup>	29756 <sup>155</sup> N/A <sup>360</sup>	4017	224017	4234017	2
V8 5.7L 345 CID	EZH		7899	27899 <sup>70</sup>	47899	9756 <sup>155</sup> 9756FR <sup>360</sup>	29756 <sup>155</sup> N/A <sup>360</sup>	4017	224017	4234017	2

GRAND CARAVAN

V6 3.6L 3604cc 220 CID Flex	ERB	G	100010	2100010	4100010	9737	29737	4479	224479	4234479	4
-----------------------------	-----	---	--------	---------	---------	------	-------	------	--------	---------	---

JOURNEY

L4 2.4L 2360cc 144 CID	ED3	B	7060 <sup>53</sup>	27060 <sup>70</sup>	47060	9016	29016	4313	224313	4234313	3
V6 3.6L 3604cc 220 CID	ERB	G	100010	2100010	4100010	9049	29049	4313	224313	4234313	3

VIPER

V10 8.4L 515 CID	EWE		7063	N/A	N/A	6835	N/A	N/R	N/R	N/R	
------------------	-----	--	------	-----	-----	------	-----	-----	-----	-----	--

VISION

L4 1.6L 1595cc (Mex.)			1083	N/A	N/A	206340	N/A	239280	N/A	N/A	
-----------------------	--	--	------	-----	-----	--------	-----	--------	-----	-----	--

**2014**

ATTITUDE

L4 1.4L 1399cc (Mex.)			1334 <sup>53</sup>	21334 <sup>70</sup>	41334	9069	29069	4484	224484	N/A	
L4 1.6L 1599cc (Mex.)			1334 <sup>53</sup>	21334 <sup>70</sup>	41334	9069	29069	4484	224484	N/A	

AVENGER

L4 2.4L 2360cc 144 CID	ED3	B	7060 <sup>53</sup>	27060 <sup>70</sup>	47060	9926	29926	4313	224313	4234313	3
	EDG	B	7060 <sup>53</sup>	27060 <sup>70</sup>	47060	9926	29926	4313	224313	4234313	3
V6 3.6L 3604cc 220 CID	ERB	G	100010	2100010	4100010	9049	29049	4313	224313	4234313	3

N/A = Not Available N/R = Not Required N/S = Not Servicable For cabin air locator chart, see pages 5-12 See pages 13-16 for footnotes

1) ProSelect - Normal Driving - Traditional Change Intervals 2) NAPA Gold - Severe Driving - OE Recommended intervals 3) NAPA Platinum - Harsh Driving - OE Recommend Intervals

N/A = Non disponible N/R = Non nécessaire N/S = Non réparable Voir le tableau des filtres et d'habitacle aux pages 5-12 Voir pages 13-16 pour des notes

1) NAPA ProSelect et Argent - Conduite normale - Intervalles normaux de remplacement 2) NAPA Or - Conduite difficile - Intervalles recommandés par FEO 3) NAPA Platine - Conduite très difficile - Intervalles recommandés par FEO

N/A = No disponible N/R = No requerido N/S = No Servicable Para el aire de la cabina y tabla de localización de filtro, consulte las páginas 5-12 Ver las páginas 13-16 para las notas al pie de página

1) NAPA ProSelect y Plata - Manejo normal - Intervalles normales de cambio 2) NAPA Oro - Manejo difícil - Intervalles recomendados por el OEM 3) NAPA Platino - Manejo muy difícil - Intervalles recomendados por el OEM

*Italicized Part Numbers May Not Be Available.*

Las piezas con números en *italicas* pueden no estar disponibles.

Les numéros de pièce en *italiques* peuvent ne pas être disponibles.

P  
a  
s  
s  
C  
a  
r  
L  
i  
g  
h  
t  
T  
r  
u  
c  
k  
O  
i  
l  
-  
A  
i  
r  
-  
C  
a  
b  
i  
n



## DODGE (ALSO SEE RAM) 2014-2013

## Pass Car Light Truck - Oil - Air - Cabin

Year/Año/Année Model/Modelo/Modèle Engine/Motor/Moteur	Eng. Code Código de motor Code moteur	VIN NIV NIV	GOLD Oil Aceite Huile	ProSelect Oil Aceite Huile	Platinum Oil Aceite Huile	GOLD Air Aire Air	ProSelect Air Aire Air	GOLD Cabin Air Cabina Aire Cabine Air	ProSelect Cabin Air Cabina Aire Cabine Air	Platinum Cabin Air Cabina Aire Cabine Air	Loc. Cabin Air Cabina Aire Cabine Air
--	---	-------------------	--------------------------------	-------------------------------------	------------------------------------	----------------------------	---------------------------------	--	---	--	--

## DODGE (ALSO SEE RAM) (Cont'd/Suite)

## 2014 (Cont'd/Suite)

## CHALLENGER

V6 3.6L 3604cc 220 CID	ERB	G	100010	2100010	4100010	9746	29746	4048	224048	4234048	1
V8 5.7L 345 CID	EZC	T	7899 <sup>53</sup>	27899 <sup>70</sup>	47899	9746	29746	4048	224048	4234048	1
	EZH	T	7899	27899 <sup>70</sup>	47899	9746	29746	4048	224048	4234048	1
V8 6.4L 6424cc 392 CID	ESG	J	7899 <sup>53</sup>	27899 <sup>70</sup>	47899	9746	29746	4048	224048	4234048	1
	ESH	J	7899	27899 <sup>70</sup>	47899	9746	29746	4048	224048	4234048	1

## CHARGER

V6 3.6L 3604cc 220 CID	ERB	G	100010	2100010	4100010	9746	29746	4048	224048	4234048	1
V8 5.7L 345 CID	EZH	T	7899 <sup>53</sup>	27899 <sup>70</sup>	47899	9746	29746	4048	224048	4234048	1
V8 6.4L 6424cc 392 CID	ESG	J	7899 <sup>53</sup>	27899 <sup>70</sup>	47899	9746	29746	4048	224048	4234048	1

## DART

L4 1.4L 1368cc 83 CID Turbo	EAF	H	7341	27341	N/A	200008	2200008	4871	224871	4234871	
L4 2.0L 1995cc 122 CID	ECK		7060 <sup>53</sup>	27060 <sup>70</sup>	47060	200008	2200008	4871	224871	4234871	3
L4 2.4L 2360cc 144 CID	ED6		7060 <sup>53</sup>	27060 <sup>70</sup>	47060	200008	2200008	4871	224871	4234871	3

## DURANGO

V6 3.6L 3604cc 220 CID Flex	ERB		100010	2100010	4100010	9756 <sup>155</sup> 9756FR <sup>360</sup>	29756 <sup>155</sup> N/A <sup>360</sup>	4017	224017	4234017	2
V8 5.7L 345 CID	EZH		7899 <sup>53</sup>	27899 <sup>70</sup>	47899	9756 <sup>155</sup> 9756FR <sup>360</sup>	29756 <sup>155</sup> N/A <sup>360</sup>	4017	224017	4234017	2

## GRAND CARAVAN

V6 3.6L 3604cc 220 CID	ERB		100010	2100010	4100010	9737	29737	4479	224479	4234479	4
V6 3.6L 3604cc 220 CID Flex	ERB	G	100010	2100010	4100010	9737	29737	4479	224479	4234479	4

## i10

L4 1.1L 1086CC 66CID (Mex.)						N/S	N/S	239344	N/A	N/A	
-----------------------------	--	--	--	--	--	-----	-----	--------	-----	-----	--

## JOURNEY

L4 2.4L 2360cc 144 CID	ED3	B	7060 <sup>53</sup>	27060 <sup>70</sup>	47060	9016	29016	4313	224313	4234313	3
V6 3.6L 3604cc 220 CID	ERB	G	100010	2100010	4100010	9049	29049	4313	224313	4234313	3

## 2013

## ATTITUDE

L4 1.4L 1399cc (Mex.)			1334 <sup>53</sup>	21334 <sup>70</sup>	41334	9069	29069	4484	224484	N/A	
L4 1.6L 1599cc (Mex.)			1334 <sup>53</sup>	21334 <sup>70</sup>	41334	9022	29022	4484	224484	N/A	

## AVENGER

L4 2.4L 2360cc 144 CID	ED3	B	7060 <sup>53</sup>	27060 <sup>70</sup>	47060	9926	29926	4313	224313	4234313	3
	EDG	B	7060 <sup>53</sup>	27060 <sup>70</sup>	47060	9926	29926	4313	224313	4234313	3
V6 3.6L 3604cc 220 CID	ERB	G	7526	27526 <sup>70</sup>	47526	9049	29049	4313	224313	4234313	3

## CHALLENGER

V6 3.6L 3604cc 220 CID	ERB	G	7526	27526 <sup>70</sup>	47526	9746	29746	4048	224048	4234048	1
V8 5.7L 345 CID	EZC	T	7899	27899 <sup>70</sup>	47899	9746	29746	4048	224048	4234048	1
	EZH	T	7899	27899 <sup>70</sup>	47899	9746	29746	4048	224048	4234048	1
V8 6.4L 6424cc 392 CID	ESG	J	7899	27899 <sup>70</sup>	47899	9746	29746	4048	224048	4234048	1
	ESH	J	7899	27899 <sup>70</sup>	47899	9746	29746	4048	224048	4234048	1

## CHARGER

V6 3.6L 3604cc 220 CID	ERB	G	7526	27526 <sup>70</sup>	47526	9746	29746	4048	224048	4234048	1
V8 5.7L 345 CID	EZH	T	7899	27899 <sup>70</sup>	47899	9746	29746	4048	224048	4234048	1
V8 6.4L 6424cc 392 CID	ESG	J	7899	27899 <sup>70</sup>	47899	9746	29746	4048	224048	4234048	1

## DART

L4 1.4L 1368cc 83 CID Turbo	EAF	H	7341	27341	N/A	200008	2200008	4871	224871	4234871	
L4 2.0L 1995cc 122 CID	ECK	A	7060 <sup>53</sup>	27060 <sup>70</sup>	47060	200008	2200008	4871	224871	4234871	3
L4 2.4L 2360cc 144 CID	ED3		7060 <sup>53</sup>	27060 <sup>70</sup>	47060	200008	2200008	4871	224871	4234871	3

N/A = Not Available N/R = Not Required N/S = Not Servicable For cabin air locator chart, see pages 5-12 See pages 13-16 for footnotes

1) ProSelect - Normal Driving - Traditional Change Intervals 2) NAPA Gold - Severe Driving - OE Recommended Intervals 3) NAPA Platinum - Harsh Driving - OE Recommend Intervals

N/A = Non disponible N/R = Non nécessaire N/S = Non réparable Voir le tableau des filtres et d'habitacle aux pages 5-12 Voir pages 13-16 pour des notes

1) NAPA ProSelect et Argent - Conduite normale - Intervalles normaux de remplacement 2) NAPA Or - Conduite difficile - Intervalles recommandés par FEO 3) NAPA Platine - Conduite très difficile - Intervalles recommandés par FEO

N/A = No disponible N/R = No requerido N/S = No Servicable Para el aire de la cabina y tabla de localización de filtro, consulte las páginas 5-12 Ver las páginas 13-16 para las notas al pie de página

1) NAPA ProSelect y Plata - Manejo normal - Intervalos normales de cambio 2) NAPA Oro - Manejo difícil - Intervalos recomendados por el OEM 3) NAPA Platino - Manejo muy difícil - Intervalos recomendados por el OEM

*Italicized Part Numbers May Not Be Available.*

Las piezas con números en *italicas* pueden no estar disponibles.  
Les numéros de pièce en *italiques* peuvent ne pas être disponibles.



## Pass Car Light Truck - Oil - Air - Cabin

## DODGE (ALSO SEE RAM) 2013-2012

Year/Año/Année Model/Modelo/Modele Engine/Motor/Moteur	Eng. Code Código de motor Code moteur	VIN NIV NIV	GOLD Oil Aceite Huile	ProSelect Oil Aceite Huile	Platinum Oil Aceite Huile	GOLD Air Aire Air	ProSelect Air Aire Air	GOLD Cabin Air Cabina Aire Cabine Air	ProSelect Cabin Air Cabina Aire Cabine Air	Platinum Cabin Air Cabina Aire Cabine Air	Loc. Cabin Air Cabina Aire Cabine Air
--	---	-------------------	--------------------------------	-------------------------------------	------------------------------------	----------------------------	---------------------------------	--	---	--	--

## DODGE (ALSO SEE RAM) (Cont'd/Suite)

## 2013 (Cont'd/Suite)

## DURANGO

V6 3.6L 3604cc 220 CID Flex	ERB		7526	27526 <sup>70</sup>	47526	9756 <sup>155</sup> 9756FR <sup>360</sup>	29756 <sup>155</sup> N/A <sup>360</sup>	4017	224017	4234017	2
V8 5.7L 345 CID	EZH		7899	27899 <sup>70</sup>	47899	9756 <sup>155</sup> 9756FR <sup>360</sup>	29756 <sup>155</sup> N/A <sup>360</sup>	4017	224017	4234017	2

## GRAND CARAVAN

V6 3.6L 3604cc 220 CID	ERB		7526	27526 <sup>70</sup>	47526	9737	29737	4479	224479	4234479	4
V6 3.6L 3604cc 220 CID Flex	ERB	G	7526	27526 <sup>70</sup>	47526	9737	29737	4479	224479	4234479	4

## H100 VAN

L4 2.4L 2400cc (Mex.)			1064 <sup>53</sup>	N/A <sup>70</sup>	N/A			N/A	N/A	N/A	
-----------------------	--	--	--------------------	-------------------	-----	--	--	-----	-----	-----	--

## JOURNEY

L4 2.4L 2360cc 144 CID	ED3	B	7060 <sup>53</sup>	27060 <sup>70</sup>	47060	9016	29016	4313	224313	4234313	3
V6 3.6L 3604cc 220 CID	ERB	G	7526	27526 <sup>70</sup>	47526	9049	29049	4313	224313	4234313	3

## VIPER

V10 8.4L 515 CID (Mex.)	EWE		7063	N/A	N/A			N/A	N/A	N/A	
-------------------------	-----	--	------	-----	-----	--	--	-----	-----	-----	--

## VIPER SRT-10

V10 8.4L 515 CID	EWE		7063	N/A	N/A	6835	N/A	N/R	N/R	N/R	
------------------	-----	--	------	-----	-----	------	-----	-----	-----	-----	--

## 2012

## ATOS

L4 1.1L 1086cc (Mex.)			1358 <sup>53</sup>	21358	41358	200040	N/A	N/A	N/A	N/A	
-----------------------	--	--	--------------------	-------	-------	--------	-----	-----	-----	-----	--

## ATTITUDE

L4 1.4L 1399cc (Mex.)			1334 <sup>53</sup>	21334 <sup>70</sup>	41334	9069	29069	4484	224484	N/A	
L4 1.6L 1599cc (Mex.)			1334 <sup>53</sup>	21334 <sup>70</sup>	41334	9022	29022	4484	224484	N/A	

## AVENGER

L4 2.4L 2360cc 144 CID	ED3	B	7060 <sup>53</sup>	27060 <sup>70</sup>	47060	9926	29926	4313	224313	4234313	3
V6 3.6L 3604cc 220 CID	ERB	G	7526	27526 <sup>70</sup>	47526	9049	29049	4313	224313	4234313	3

## CALIBER

L4 2.0L 1995cc 122 CID	ECN	A	7060 <sup>53</sup>	27060 <sup>70</sup>	47060	9014	29014	4313	224313	4234313	3
L4 2.4L 2360CC 144CID (Mex.)			7045 Long Version 7060 <sup>53</sup> Short Version	27045 Long Version 27060 <sup>70</sup> Short Version	47045 Long Version 47060 Short Version	9014	29014	N/S	N/S	N/A	

## CHALLENGER

V6 3.6L 3604cc 220 CID	ERB	G	7526	27526 <sup>70</sup>	47526	9746	29746	4048	224048	4234048	1
V8 5.7L 345 CID	EZC	T	7899 <sup>53</sup>	27899 <sup>70</sup>	47899	9746	29746	4048	224048	4234048	1
	EZH	T	7899 <sup>53</sup>	27899 <sup>70</sup>	47899	9746	29746	4048	224048	4234048	1
V8 6.4L 6424cc 392 CID	ESG	J	7899 <sup>53</sup>	27899 <sup>70</sup>	47899	9746	29746	4048	224048	4234048	1
	ESH	J	7899 <sup>53</sup>	27899 <sup>70</sup>	47899	9746	29746	4048	224048	4234048	1

## CHARGER

V6 3.6L 3604cc 220 CID	ERB	G	7526	27526 <sup>70</sup>	47526	9746	29746	4048	224048	4234048	1
V8 5.7L 345 CID	EZC	T	7899 <sup>53</sup>	27899 <sup>70</sup>	47899	9746	29746	4048	224048	4234048	1
V8 6.4L 6424cc 392 CID	ESH	J	7899 <sup>53</sup>	27899 <sup>70</sup>	47899	9746	29746	4048	224048	4234048	1

## DAKOTA

V6 3.7L 226 CID	EKG					6077	26077	N/R	N/R	N/R	
-----------------	-----	--	--	--	--	------	-------	-----	-----	-----	--

## DURANGO

V6 3.6L 3604cc 220 CID Flex	ERB		7526	27526 <sup>70</sup>	47526	9756 <sup>155</sup> 9756FR <sup>360</sup>	29756 <sup>155</sup> N/A <sup>360</sup>	4017	224017	4234017	2
V8 5.7L 345 CID	EZH		7899 <sup>53</sup>	27899 <sup>70</sup>	47899	9756 <sup>155</sup> 9756FR <sup>360</sup>	29756 <sup>155</sup> N/A <sup>360</sup>	4017	224017	4234017	2

## GRAND CARAVAN

V6 3.6L 3604cc 220 CID	ERB		7526	27526 <sup>70</sup>	47526	9737	29737	4479	224479	4234479	4
V6 3.6L 3604cc 220 CID Flex	ERB	G	7526	27526 <sup>70</sup>	47526	9737	29737	4479	224479	4234479	4

N/A = Not Available N/R = Not Required N/S = Not Servicable For cabin air locator chart, see pages 5-12 See pages 13-16 for footnotes

1) ProSelect - Normal Driving - Traditional Change Intervals 2) NAPA Gold - Severe Driving - OE Recommended intervals 3) NAPA Platinum - Harsh Driving - OE Recommend Intervals

N/A = Non disponible N/R = Non nécessaire N/S = Non réparable Voir le tableau des filtres et d'habitacle aux pages 5-12 Voir pages 13-16 pour des notes

1) NAPA ProSelect et Argent - Conduite normale - Intervalles normaux de remplacement 2) NAPA Or - Conduite difficile - Intervalles recommandés par FEO 3) NAPA Platine - Conduite très difficile - Intervalles recommandés par FEO

N/A = No disponible N/R = No requerido N/S = No Servicable Para el aire de la cabina y tabla de localización de filtro, consulte las páginas 5-12 Ver las páginas 13-16 para las notas al pie de página

1) NAPA ProSelect y Plata - Manejo normal - Intervallos normales de cambio 2) NAPA Oro - Manejo difícil - Intervallos recomendados por el OEM 3) NAPA Platino - Manejo muy difícil - Intervallos recomendados por el OEM

*Italicized Part Numbers May Not Be Available.*

Las piezas con números en *italicas* pueden no estar disponibles.

Les numéros de pièce en *italiques* peuvent ne pas être disponibles.

P  
a  
s  
s  
C  
a  
r  
L  
i  
g  
h  
t  
T  
r  
u  
c  
k  
O  
i  
l  
-  
A  
i  
r  
-  
C  
a  
b  
i  
n



## DODGE (ALSO SEE RAM) 2012-2011

## Pass Car Light Truck - Oil - Air - Cabin

Year/Año/Année Model/Modelo/Modelé Engine/Motor/Moteur	Eng. Code Código de motor Code moteur	VIN NIV NIV	GOLD Oil Aceite Huile	ProSelect Oil Aceite Huile	Platinum Oil Aceite Huile	GOLD Air Aire Air	ProSelect Air Aire Air	GOLD Cabin Air Cabina Aire Cabine Air	ProSelect Cabin Air Cabina Aire Cabine Air	Platinum Cabin Air Cabina Aire Cabine Air	Loc. Cabin Air Cabina Aire Cabine Air
--	---	-------------------	--------------------------------	-------------------------------------	------------------------------------	----------------------------	---------------------------------	--	---	--	--

## DODGE (ALSO SEE RAM) (Cont'd/Suite)

**2012** (Cont'd/Suite)

## H100 VAN

L4 2.4L 2400cc (Mex.)			1064 <sup>53</sup>	N/A <sup>70</sup>	N/A			N/A	N/A	N/A	
-----------------------	--	--	--------------------	-------------------	-----	--	--	-----	-----	-----	--

## JOURNEY

L4 2.4L 2360cc 144 CID	ED3	B	7060 <sup>53</sup>	27060 <sup>70</sup>	47060	9016	29016	4313	224313	4234313	3
V6 3.6L 3604cc 220 CID	ERB	G	7526	27526 <sup>70</sup>	47526	9049	29049	4313	224313	4234313	3

## NITRO

V6 3.7L 225 CID	EKG	K	7045	27045	47045	9933	29933	9093	229093	N/A	1
V6 3.7L 225 CID (Mex.)	EKG	K	7045	27045	47045	9933	29933	9093	229093	N/A	1

## RAM 2500

V8 5.7L 5700cc MDS VCT (Mex.)			7899 <sup>53</sup>	27899 <sup>70</sup>	47899	2725 2725FR <sup>360</sup>	22725 N/A <sup>360</sup>	N/A	N/A	N/A	
-------------------------------	--	--	--------------------	---------------------	-------	-------------------------------	-----------------------------	-----	-----	-----	--

## RAM 2500 CREW CAB HD SLT

V8 6.7L 6700cc Turbo Diesel (Mex.)			7620 <sup>53</sup>	27620 <sup>70</sup>	47620	6390	26390	N/A	N/A	N/A	
------------------------------------	--	--	--------------------	---------------------	-------	------	-------	-----	-----	-----	--

## RAM 2500 ST

V8 4.7L 4700cc (Mex.)			7899 <sup>53</sup>	27899 <sup>70</sup>	47899	2725 2725FR <sup>360</sup>	22725 N/A <sup>360</sup>	N/A	N/A	N/A	
-----------------------	--	--	--------------------	---------------------	-------	-------------------------------	-----------------------------	-----	-----	-----	--

## RAM 4000 CHASIS CABINA DIESEL 4X2

V8 6.7L 6700cc Turbo Diesel (Mex.)			7620 <sup>53</sup>	27620 <sup>70</sup>	47620	6390	26390	N/A	N/A	N/A	
------------------------------------	--	--	--------------------	---------------------	-------	------	-------	-----	-----	-----	--

## RAM 4000 CHASIS CABINA P 4X2

V8 5.7L 5700cc VVT (Mex.)			7899 <sup>53</sup>	27899 <sup>70</sup>	47899	2725 2725FR <sup>360</sup>	22725 N/A <sup>360</sup>	N/A	N/A	N/A	
---------------------------	--	--	--------------------	---------------------	-------	-------------------------------	-----------------------------	-----	-----	-----	--

## RAM QUAD CAB SLT 4X2

V8 5.7L 5700cc MDS VCT (Mex.)			7899 <sup>53</sup>	27899 <sup>70</sup>	47899	2725 2725FR <sup>360</sup>	22725 N/A <sup>360</sup>	N/A	N/A	N/A	
-------------------------------	--	--	--------------------	---------------------	-------	-------------------------------	-----------------------------	-----	-----	-----	--

**2011**

## ATOS

L4 1.1L 1086cc (Mex.)			1358 <sup>53</sup>	21358	41358	200040	N/A	N/A	N/A	N/A	
-----------------------	--	--	--------------------	-------	-------	--------	-----	-----	-----	-----	--

## ATTITUDE

L4 1.4L 1399cc (Mex.)			1334 <sup>53</sup>	21334 <sup>70</sup>	41334	9069	29069	4484	224484	N/A	
L4 1.6L 1599cc (Mex.)			1334 <sup>53</sup>	21334 <sup>70</sup>	41334	9069	29069	4484	224484	N/A	

## AVENGER

L4 2.0L 1998cc (Mex.)			7060 <sup>53</sup>	27060 <sup>70</sup>	47060			4313	224313	4234313	
L4 2.4L 2360cc 144 CID	ED3	B	7060 <sup>53</sup>	27060 <sup>70</sup>	47060	9926	29926	4313	224313	4234313	3
V6 3.6L 3604cc 220 CID	ERB	G	7526	27526 <sup>70</sup>	47526	9049	29049	4313	224313	4234313	3

## CALIBER

L4 2.0L 1995cc 122 CID	ECN	A	7060 <sup>53</sup>	27060 <sup>70</sup>	47060	9014	29014	4313	224313	4234313	3
L4 2.4L 2360cc 144 CID	ED3	B	7060 <sup>53</sup>	27060 <sup>70</sup>	47060	9014	29014	4313	224313	4234313	3

## CHALLENGER

V6 3.6L 3604cc 220 CID	ERB	G	7526	27526 <sup>70</sup>	47526	9746	29746	4048	224048	4234048	1
V8 5.7L 345 CID	EZC	T	7899	27899 <sup>70</sup>	47899	9746	29746	4048	224048	4234048	1
	EZH	T	7899 <sup>53</sup>	27899 <sup>70</sup>	47899	9746	29746	4048	224048	4234048	1
V8 6.4L 6424cc 392 CID	ESG	J	7899 <sup>53</sup>	27899 <sup>70</sup>	47899	9746	29746	4048	224048	4234048	1
	ESH	J	7899	27899 <sup>70</sup>	47899	9746	29746	4048	224048	4234048	1

## CHARGER

V6 3.6L 3604cc 220 CID	ERB	G	7526	27526 <sup>70</sup>	47526	9746	29746	4048	224048	4234048	1
V8 5.7L 345 CID	EZC	T	7899	27899 <sup>70</sup>	47899	9746	29746	4048	224048	4234048	1

## DAKOTA

V6 3.7L 226 CID	EKG	P	7045	27045	47045	6077	26077	N/R	N/R	N/R	
V8 4.7L 285 CID Flex	EVE	P	7899 <sup>53</sup>	27899 <sup>70</sup>	47899	6077	26077	N/R	N/R	N/R	

N/A = Not Available N/R = Not Required N/S = Not Servicable For cabin air locator chart, see pages 5-12 See pages 13-16 for footnotes

1) ProSelect - Normal Driving - Traditional Change Intervals 2) NAPA Gold - Severe Driving - OE Recommended Intervals 3) NAPA Platinum - Harsh Driving - OE Recommend Intervals

N/A = Non disponible N/R = Non nécessaire N/S = Non réparable Voir le tableau des filtres et d'habitacle aux pages 5-12 Voir pages 13-16 pour des notes

1) NAPA ProSelect et Argent - Conduite normale - Intervalles normaux de remplacement 2) NAPA Or - Conduite difficile - Intervalles recommandés par FEO 3) NAPA Platine - Conduite très difficile - Intervalles recommandés par FEO

N/A = No disponible N/R = No requerido N/S = No Servicable Para el aire de la cabina y tabla de localización de filtro, consulte las páginas 5-12 Ver las páginas 13-16 para las notas al pie de página

1) NAPA ProSelect y Plata - Manejo normal - Intervalos normales de cambio 2) NAPA Oro - Manejo difícil - Intervalos recomendados por el OEM 3) NAPA Platino - Manejo muy difícil - Intervalos recomendados por el OEM

*Italicized Part Numbers May Not Be Available.*

Las piezas con números en *italicas* pueden no estar disponibles.  
Les numéros de pièce en *italiques* peuvent ne pas être disponibles.



## Pass Car Light Truck - Oil - Air - Cabin

## DODGE (ALSO SEE RAM) 2011-2010

Year/Año/Année Model/Modelo/Modèle Engine/Motor/Moteur	Eng. Code Código de motor Code moteur	VIN NIV NIV	GOLD Oil Aceite Huile	ProSelect Oil Aceite Huile	Platinum Oil Aceite Huile	GOLD Air Aire Air	ProSelect Air Aire Air	GOLD Cabin Air Cabina Aire Cabine Air	ProSelect Cabin Air Cabina Aire Cabine Air	Platinum Cabin Air Cabina Aire Cabine Air	Loc. Cabin Air Cabina Aire Cabine Air
--	---	-------------------	--------------------------------	-------------------------------------	------------------------------------	----------------------------	---------------------------------	--	---	--	--

## DODGE (ALSO SEE RAM) (Cont'd/Suite)

## 2011 (Cont'd/Suite)

## DURANGO

V6 3.6L 3604cc 220 CID Flex	ERB		7526	27526 <sup>70</sup>	47526	9756 9756FR <sup>360</sup>	29756 N/A <sup>360</sup>	4017	224017	4234017	2
V8 5.7L 345 CID	EZH		7899	27899 <sup>70</sup>	47899	9756 9756FR <sup>360</sup>	29756 N/A <sup>360</sup>	4017	224017	4234017	2

## GRAND CARAVAN

V6 3.6L 3604cc 220 CID	ERB		7526	27526 <sup>70</sup>	47526	9737	29737	4479	224479	4234479	4
V6 3.6L 3604cc 220 CID Flex	ERB	G	7526	27526 <sup>70</sup>	47526	9737	29737	4479	224479	4234479	4

## JOURNEY

L4 2.4L 2360cc 144 CID	ED3	B	7060 <sup>53</sup>	27060 <sup>70</sup>	47060	9016	29016	4313	224313	4234313	3
V6 3.6L 3604cc 220 CID	ERB	G	7526	27526 <sup>70</sup>	47526	9049	29049	4313	224313	4234313	3

## NITRO

V6 3.7L 225 CID	EKG	K	7045	27045 <sup>70</sup>	47045	9933	29933	9093	229093	N/A	1
V6 4.0L 241 CID	EGS	X	1348 <sup>53</sup> 3/4-16 Thd. 7060 <sup>53</sup> 22x1.5mm Thd	21348 <sup>70</sup> 3/4-16 Thd. 27060 <sup>70</sup> 22x1.5mm Thd	41348 3/4-16 Thd. 47060	9933	29933	9093	229093	N/A	1

## PICKUP RAM SERIES (UP TO 5500 SERIES)

L6 3.7L 3687cc 225 CID	EKG	K	7045	27045	47045	2725 2725FR <sup>360</sup>	22725 N/A <sup>360</sup>	N/R	N/R	N/R	
L6 6.7L 408 CID Turbo Diesel	ETJ	L	7620 <sup>53</sup>	27620 <sup>70</sup>	47620	6930 6930FR <sup>360</sup>	26930 N/A <sup>360</sup>	4579	224579	N/A	
V8 4.7L 287 CID	EVE	P	7899 <sup>53</sup>	27899 <sup>70</sup>	47899	2725 2725FR <sup>360</sup>	22725 N/A <sup>360</sup>	4313	224313	4234313	
V8 5.7L 345 CID	EZC	T	7899 <sup>53</sup>	27899 <sup>70</sup>	47899	2725 2725FR <sup>360</sup>	22725 N/A <sup>360</sup>	4313	224313	4234313	

## 2010

## ATOS

L4 1.1L 1086cc (Mex.)			1358 <sup>53</sup>	21358	41358	200040	N/A	N/A	N/A	N/A	
-----------------------	--	--	--------------------	-------	-------	--------	-----	-----	-----	-----	--

## ATTITUDE

L4 1.4L 1399cc (Mex.)			1334 <sup>53</sup>	21334 <sup>70</sup>	41334	9069	29069	4484	224484	N/A	
L4 1.6L 1599cc (Mex.)			1334 <sup>53</sup>	21334 <sup>70</sup>	41334	9069	29069	4484	224484	N/A	

## AVENGER

L4 2.0L 2000cc (Mex.)			7060 <sup>53</sup>	27060 <sup>70</sup>	47060	9926	29926	4313	224313	4234313	
L4 2.4L 2360cc 144 CID	ED3	B	7060 <sup>53</sup>	27060 <sup>70</sup>	47060	9926	29926	4313	224313	4234313	3
V6 2.7L 167 CID	EER	D	7899	27899 <sup>70</sup>	47899	2389	22389	4313	224313	4234313	3
V6 3.5L 215 CID		V	7060 <sup>53</sup>	27060 <sup>70</sup>	47060	2389	22389	4313	224313	4234313	3

## CALIBER

L4 1.8L 1800cc (Mex.)			7060 <sup>53</sup>	27060 <sup>70</sup>	47060	9192	29192	N/A	N/A	N/A	
L4 2.0L 1995cc 122 CID	ECN	A	7060 <sup>53</sup>	27060 <sup>70</sup>	47060	9192	29192	4313	224313	4234313	3
L4 2.4L 2360cc 144 CID	ED3	B	7060 <sup>53</sup>	27060 <sup>70</sup>	47060	9192	29192	4313	224313	4234313	3

## CHALLENGER

V6 3.5L 215 CID		V	7060 <sup>53</sup>	27060 <sup>70</sup>	47060	2843	22843	N/R	N/R	N/R	
V8 5.7L 345 CID	EZC	T	7899 <sup>53</sup>	27899 <sup>70</sup>	47899	2843	22843	N/R	N/R	N/R	
	EZH	T	7899 <sup>53</sup>	27899 <sup>70</sup>	47899	2843	22843	N/R	N/R	N/R	
V8 6.1L 370 CID	ESF	W	7899 <sup>53</sup>	27899 <sup>70</sup>	47899	2843	22843	N/R	N/R	N/R	

## CHARGER

V6 2.7L 167 CID	EER	D	7060 <sup>53</sup>	27060 <sup>70</sup>	47060	2843	22843	4909	224909	N/A	1
V6 3.5L 215 CID		V	7060 <sup>53</sup>	27060 <sup>70</sup>	47060	2843	22843	4909	224909	N/A	1
V8 5.7L 345 CID	EZC	T	7899 <sup>53</sup>	27899 <sup>70</sup>	47899	2843	22843	4909	224909	N/A	1
V8 6.1L 370 CID	ESF	W	7899 <sup>53</sup>	27899 <sup>70</sup>	47899	2843	22843	4909	224909	N/A	1

N/A = Not Available N/R = Not Required N/S = Not Servicable For cabin air locator chart, see pages 5-12 See pages 13-16 for footnotes

1) ProSelect - Normal Driving - Traditional Change Intervals 2) NAPA Gold - Severe Driving - OE Recommended intervals 3) NAPA Platinum - Harsh Driving - OE Recommend Intervals

N/A = Non disponible N/R = Non nécessaire N/S = Non réparable Voir le tableau des filtres et d'habitacle aux pages 5-12 Voir pages 13-16 pour des notes

1) NAPA ProSelect et Argent - Conduite normale - Intervalles normaux de remplacement 2) NAPA Or - Conduite difficile - Intervalles recommandés par FEO 3) NAPA Platine - Conduite très difficile - Intervalles recommandés par FEO

N/A = No disponible N/R = No requerido N/S = No Servicable Para el aire de la cabina y tabla de localización de filtro, consulte las páginas 5-12 Ver las páginas 13-16 para las notas al pie de página

1) NAPA ProSelect y Plata - Manejo normal - Intervalos normales de cambio 2) NAPA Oro - Manejo difícil - Intervalos recomendados por el OEM 3) NAPA Platino - Manejo muy difícil - Intervalos recomendados por el OEM

*Italicized Part Numbers May Not Be Available.*

Las piezas con números en *italicas* pueden no estar disponibles.

Les numéros de pièce en *italiques* peuvent ne pas être disponibles.

P  
a  
s  
s  
C  
a  
r  
L  
i  
g  
h  
t  
T  
r  
u  
c  
k  
O  
i  
l  
-  
A  
i  
r  
-  
C  
a  
b  
i  
n



DODGE (ALSO SEE RAM) 2010

Pass Car Light Truck - Oil - Air - Cabin

Year/Año/Année Model/Modelo/Modele Engine/Motor/Moteur	Eng. Code Código de motor Code moteur	VIN NIV NIV	GOLD Oil Aceite Huile	ProSelect Oil Aceite Huile	Platinum Oil Aceite Huile	GOLD Air Aire Air	ProSelect Air Aire Air	GOLD Cabin Air Cabina Aire Cabine Air	ProSelect Cabin Air Cabina Aire Cabine Air	Platinum Cabin Air Cabina Aire Cabine Air	Loc. Cabin Air Cabina Aire Cabine Air
--	---	-------------------	--------------------------------	-------------------------------------	------------------------------------	----------------------------	---------------------------------	--	---	--	--

DODGE (ALSO SEE RAM) (Cont'd/Suite)

**2010** (Cont'd/Suite)

**DAKOTA**

V6 3.7L 226 CID			7045	27045	47045	6077	26077	N/R	N/R	N/R	
V8 4.7L 285 CID Flex			7899 <sup>53</sup>	27899 <sup>70</sup>	47899	6077	26077	N/R	N/R	N/R	

**DURANGO**

V8 5.7L 345 CID (Mex.)	EZC		1085 <sup>53</sup>	21085 <sup>70</sup>	41085	2750	22750	N/A	N/A	N/A	
------------------------	-----	--	--------------------	---------------------	-------	------	-------	-----	-----	-----	--

**GRAND CARAVAN**

V6 3.3L 3301cc 201 CID Flex	EGV	E	1348 <sup>53</sup>	21348 <sup>70</sup>	41348	2389	22389	4479	224479	4234479	4
V6 3.8L 3778cc 231 CID		1	1348 <sup>53</sup>	21348 <sup>70</sup>	41348	2389	22389	4479	224479	4234479	4
V6 4.0L 3952cc 241 CID		X	1348 <sup>53</sup> 3/4-16 Thd. 7060 <sup>53</sup> 22x1.5mm Thd	21348 <sup>70</sup> 3/4-16 Thd. 27060 <sup>70</sup> 22x1.5mm Thd	41348 3/4-16 Thd. 47060 22x1.5mm Thd	2389	22389	4479	224479	4234479	3

**H100**

L4 2.5L 2500cc Turbo Diesel (Mex.)			1067	N/A	N/A			N/A	N/A	N/A	
------------------------------------	--	--	------	-----	-----	--	--	-----	-----	-----	--

**H100 VAN**

L4 2.5L 2500cc Turbo Diesel (Mex.)			400031	N/A	N/A	209702	N/A	N/A	N/A	N/A	
------------------------------------	--	--	--------	-----	-----	--------	-----	-----	-----	-----	--

**JOURNEY**

L4 2.4L 2360cc 144 CID	ED3	B	7060 <sup>53</sup>	27060 <sup>70</sup>	47060	9016	29016	4313	224313	4234313	3
V6 3.5L 215 CID		V	7060 <sup>53</sup>	27060 <sup>70</sup>	47060	9016	29016	4313	224313	4234313	3

**NITRO**

V6 3.7L 225 CID	EKG	K	7045	27045	47045	9933	29933	9093	229093	N/A	1
V6 4.0L 241 CID	EGS	X	1348 <sup>53</sup> 3/4-16 Thd. 7060 <sup>53</sup> 22x1.5mm Thd	21348 <sup>70</sup> 3/4-16 Thd. 27060 <sup>70</sup> 22x1.5mm Thd	41348 3/4-16 Thd. 47060 22x1.5mm Thd	9933	29933	9093	229093	N/A	1

**PICKUP RAM SERIES (UP TO 5500 SERIES)**

V8 4.7L 287 CID (Mex.)	EVE		1085 <sup>53</sup>	21085 <sup>70</sup>	41085			N/A	N/A	N/A	
V8 5.9L 5900cc Turbo Diesel (Mex.)			1607 <sup>53</sup>	27620 <sup>70</sup>	47620			N/A	N/A	N/A	

**RAM 1500**

V6 3.7L 226 CID	EKG	K	7045	27045	47045	2725 <sup>155</sup> 2725FR <sup>360</sup>	22725 <sup>155</sup> N/A <sup>360</sup>	4313	224313	4234313	
V8 4.7L 285 CID Flex	EVE	P	7899 <sup>53</sup>	27899 <sup>70</sup>	47899	2725 <sup>155</sup> 2725FR <sup>360</sup>	22725 <sup>155</sup> N/A <sup>360</sup>	4313	224313	4234313	
V8 5.7L 345 CID	EZH	T	7899 <sup>53</sup>	27899 <sup>70</sup>	47899	2725 <sup>155</sup> 2725FR <sup>360</sup>	22725 <sup>155</sup> N/A <sup>360</sup>	4313	224313	4234313	

**RAM 2500**

L6 6.7L 408 CID Turbo Diesel	ETJ	L	7620 <sup>53</sup>	27620 <sup>70</sup>	47620	6930 6930FR <sup>360</sup>	26930 N/A <sup>360</sup>	N/R	N/R	N/R	
V8 5.7L 345 CID	EZH	T	7899 <sup>53</sup>	27899 <sup>70</sup>	47899	2725 <sup>155</sup> 2725FR <sup>360</sup>	22725 <sup>155</sup> N/A <sup>360</sup>	N/R	N/R	N/R	

**RAM 3500**

L6 6.7L 408 CID Turbo Diesel	ETJ	L	7620 <sup>53</sup>	27620 <sup>70</sup>	47620	6930 6930FR <sup>360</sup>	26930 N/A <sup>360</sup>	N/R	N/R	N/R	
V8 5.7L 345 CID	EZH	T	7899 <sup>53</sup>	27899 <sup>70</sup>	47899	2725 <sup>155</sup> 2725FR <sup>360</sup>	22725 <sup>155</sup> N/A <sup>360</sup>	N/R	N/R	N/R	

**VAN 1000**

L4 2.4L 2400cc (Mex.)			1334 <sup>53</sup>	21334 <sup>70</sup>	41334			N/A	N/A	N/A	
-----------------------	--	--	--------------------	---------------------	-------	--	--	-----	-----	-----	--

**VIPER**

V10 8.4L 515 CID (Mex.)	EWE		7063	N/A	N/A			N/A	N/A	N/A	
-------------------------	-----	--	------	-----	-----	--	--	-----	-----	-----	--

**VIPER SRT-10**

V10 8.4L 515 CID	EWE	Z	7063	N/A	N/A	N/A	N/A	N/R	N/R	N/R	
------------------	-----	---	------	-----	-----	-----	-----	-----	-----	-----	--

N/A = Not Available N/R = Not Required N/S = Not Servicable For cabin air locator chart, see pages 5-12 See pages 13-16 for footnotes

1) ProSelect - Normal Driving - Traditional Change Intervals 2) NAPA Gold - Severe Driving - OE Recommended Intervals 3) NAPA Platinum - Harsh Driving - OE Recommend Intervals

N/A = Non disponible N/R = Non nécessaire N/S = Non réparable Voir le tableau des filtres et d'habitacle aux pages 5-12 Voir pages 13-16 pour des notes

1) NAPA ProSelect et Argent - Conduite normale - Intervalles normaux de remplacement 2) NAPA Or - Conduite difficile - Intervalles recommandés par FEO 3) NAPA Platine - Conduite très difficile - Intervalles recommandés par FEO

N/A = No disponible N/R = No requerido N/S = No Servicable Para el aire de la cabina y tabla de localización de filtro, consulte las páginas 5-12 Ver las páginas 13-16 para las notas al pie de página

1) NAPA ProSelect y Plata - Manejo normal - Intervalos normales de cambio 2) NAPA Oro - Manejo difícil - Intervalos recomendados por el OEM 3) NAPA Platino - Manejo muy difícil - Intervalos recomendados por el OEM

*Italicized Part Numbers May Not Be Available.*

Las piezas con números en *italicas* pueden no estar disponibles.  
Les numéros de pièce en *italiques* peuvent ne pas être disponibles.





Pass Car Light Truck - Oil - Air - Cabin

DODGE (ALSO SEE RAM) 2009

Year/Año/Année Model/Modelo/Modèle Engine/Motor/Moteur	Eng. Code Código de motor Code moteur	VIN NIV NIV	GOLD Oil Aceite Huile	ProSelect Oil Aceite Huile	Platinum Oil Aceite Huile	GOLD Air Aire Air	ProSelect Air Aire Air	GOLD Cabin Air Cabina Aire Cabine Air	ProSelect Cabin Air Cabina Aire Cabine Air	Platinum Cabin Air Cabina Aire Cabine Air	Loc. Cabin Air Cabina Aire Cabine Air
--	---	-------------------	--------------------------------	-------------------------------------	------------------------------------	----------------------------	---------------------------------	--	---	--	--

DODGE (ALSO SEE RAM) (Cont'd/Suite)

2009

ATOS

L4 1.1L 1086cc (Mex.)			1358 <sup>53</sup>	21358	41358	200040	N/A	N/A	N/A	N/A	
-----------------------	--	--	--------------------	-------	-------	--------	-----	-----	-----	-----	--

ATTITUDE

L4 1.4L 1399cc (Mex.)			1334 <sup>53</sup>	21334 <sup>70</sup>	41334	9069	29069	4484	224484	N/A	
L4 1.6L 1599cc (Mex.)			1334 <sup>53</sup>	21334 <sup>70</sup>	41334	9069	29069	4484	224484	N/A	

AVENGER

L4 2.0L 2000cc (Mex.)			7060 <sup>53</sup>	27060 <sup>70</sup>	47060	9926	29926	4313	224313	4234313	
L4 2.4L 144 CID	EDG	B	7060 <sup>53</sup>	27060 <sup>70</sup>	47060	9926	29926	4313	224313	4234313	3
V6 2.7L 167 CID	EER	D	7899	27899 <sup>70</sup>	47899	2389	22389	4313	224313	4234313	3
V6 3.5L 215 CID		V	7060 <sup>53</sup> 7899 <sup>287</sup>	27060 <sup>70</sup> 27899 <sup>70</sup>	47060 <sup>286</sup> 47899 <sup>287</sup>	2389	22389	4313	224313	4234313	3

CALIBER

L4 1.8L 110 CID	EBA	C	7060 <sup>53</sup>	27060 <sup>70</sup>	47060	9192	29192	4313	224313	4234313	3
L4 2.0L 1995cc 122 CID	ECN	A	7060 <sup>53</sup>	27060 <sup>70</sup>	47060	9192	29192	4313	224313	4234313	3
L4 2.4L 2360cc 144 CID	ED3	B	7060 <sup>53</sup>	27060 <sup>70</sup>	47060	9192	29192	4313	224313	4234313	3

CALIBER SRT4

L4 2.4L 144 CID Turbo	ED4	F	7899	27899 <sup>70</sup>	47899	N/A <sup>61</sup>	N/A <sup>61</sup>	4313	224313	4234313	3
-----------------------	-----	---	------	---------------------	-------	-------------------	-------------------	------	--------	---------	---

CHALLENGER

V6 3.5L 215 CID		V	7060 <sup>53</sup> 7899 <sup>53</sup>	27060 <sup>70</sup> 27899 <sup>70</sup>	47060 <sup>286</sup> 47899 <sup>286</sup>	2843	22843	N/R	N/R	N/R	
V8 5.7L 345 CID	EZC	T	7899	27899 <sup>70</sup>	47899	2843	22843	N/R	N/R	N/R	
V8 6.1L 370 CID	ESF	W	7899	27899 <sup>70</sup>	47899	2843	22843	N/R	N/R	N/R	

CHARGER

V6 2.7L 167 CID	EER	D	7060 <sup>53</sup>	27060 <sup>70</sup>	47060	2843	22843	4909	224909	N/A	1
V6 3.5L 215 CID		V	7060 <sup>53</sup> 7899 <sup>287</sup>	27060 <sup>70</sup> 27899 <sup>70</sup>	47060 <sup>286</sup> 47899 <sup>287</sup>	2843	22843	4909	224909	N/A	1
V6 3.5L 3500cc (Mex.)			1372 <sup>53</sup>	21372 <sup>70</sup>	41372	2843	22843	N/A	N/A	N/A	
V8 5.7L 345 CID	EZC	T	7899	27899 <sup>70</sup>	47899	2843	22843	4909	224909	N/A	1
V8 6.1L 370 CID	ESF	W	7899	27899 <sup>70</sup>	47899	2843	22843	4909	224909	N/A	1

DAKOTA

V6 3.7L 226 CID			7045	27045	47045	6077	26077	N/R	N/R	N/R	
V8 4.7L 285 CID Flex			7899	27899 <sup>70</sup>	47899	6077	26077	N/R	N/R	N/R	

DURANGO

V6 3.7L 226 CID			7045	27045 <sup>70</sup>	47045	2750	22750	N/R	N/R	N/R	
V8 4.7L 285 CID Flex			7899	27899 <sup>70</sup>	47899	2750	22750	N/R	N/R	N/R	
V8 5.7L 345 CID	EZD	T	7899	27899 <sup>70</sup>	47899	2750	22750	N/R	N/R	N/R	
	EZH		7899	27899 <sup>70</sup>	47899	2750	22750	N/R	N/R	N/R	

DURANGO HYBRID

V8 5.7L 345 CID Electric/Gas	EZE	T	7899	27899 <sup>70</sup>	47899	200958	N/A	N/R	N/R	N/R	
------------------------------	-----	---	------	---------------------	-------	--------	-----	-----	-----	-----	--

GRAND CARAVAN

V6 3.3L 3301cc 201 CID Flex		E	1348 <sup>53</sup>	21348 <sup>70</sup>	41348	2389	22389	4479	224479	4234479	4
V6 3.8L 3778cc 231 CID		1	1348 <sup>53</sup>	21348 <sup>70</sup>	41348	2389	22389	4479	224479	4234479	4
V6 4.0L 3952cc 241 CID		X	7060 <sup>53</sup>	27060 <sup>70</sup>	47060	2389	22389	4479	224479	4234479	3

H100

L4 2.5L 2500cc Turbo Diesel (Mex.)			1067	N/A	N/A			N/A	N/A	N/A	
------------------------------------	--	--	------	-----	-----	--	--	-----	-----	-----	--

H100 VAN

L4 2.5L 2500cc Turbo Diesel (Mex.)			400031	N/A	N/A	209702	N/A	N/A	N/A	N/A	
------------------------------------	--	--	--------	-----	-----	--------	-----	-----	-----	-----	--

JOURNEY

L4 2.4L 2360cc 144 CID	ED3	B	7060 <sup>53</sup>	27060 <sup>70</sup>	47060	9016	29016	4313	224313	4234313	3
V6 3.5L 215 CID		V	7060 <sup>53</sup> 7899 <sup>287</sup>	27060 <sup>70</sup> 27899 <sup>70</sup>	47060 <sup>286</sup> 47899 <sup>287</sup>	9016	29016	4313	224313	4234313	3

N/A = Not Available N/R = Not Required N/S = Not Servicable For cabin air locator chart, see pages 5-12 See pages 13-16 for footnotes

1) ProSelect - Normal Driving - Traditional Change Intervals 2) NAPA Gold - Severe Driving - OE Recommended intervals 3) NAPA Platinum - Harsh Driving - OE Recommend Intervals

N/A = Non disponible N/R = Non nécessaire N/S = Non réparable Voir le tableau des filtres et d'habitacle aux pages 5-12 Voir pages 13-16 pour des notes

1) NAPA ProSelect et Argent - Conduite normale - Intervalles normaux de remplacement 2) NAPA Or - Conduite difficile - Intervalles recommandés par FEO 3) NAPA Platine - Conduite très difficile - Intervalles recommandés par FEO

N/A = No disponible N/R = No requerido N/S = No Servicable Para el aire de la cabina y tabla de localización de filtro, consulte las páginas 5-12 Ver las páginas 13-16 para las notas al pie de página

1) NAPA ProSelect y Plata - Manejo normal - Intervalles normales de cambio 2) NAPA Oro - Manejo difícil - Intervalles recomendados por el OEM 3) NAPA Platino - Manejo muy difícil - Intervalles recomendados por el OEM

*Italicized Part Numbers May Not Be Available.*

Las piezas con números en *italicas* pueden no estar disponibles.

Les numéros de pièce en *italiques* peuvent ne pas être disponibles.

P  
a  
s  
s  
C  
a  
r  
L  
i  
g  
h  
t  
T  
r  
u  
c  
k  
O  
i  
l  
-  
A  
i  
r  
-  
C  
a  
b  
i  
n



DODGE (ALSO SEE RAM) 2009-2008

Pass Car Light Truck - Oil - Air - Cabin

Year/Año/Année Model/Modelo/Modèle Engine/Motor/Moteur	Eng. Code Código de motor Code moteur	VIN NIV NIV	GOLD Oil Aceite Huile	ProSelect Oil Aceite Huile	Platinum Oil Aceite Huile	GOLD Air Aire Air	ProSelect Air Aire Air	GOLD Cabin Air Cabina Aire Cabine Air	ProSelect Cabin Air Cabina Aire Cabine Air	Platinum Cabin Air Cabina Aire Cabine Air	Loc. Cabin Air Cabina Aire Cabine Air
--	---	-------------------	--------------------------------	-------------------------------------	------------------------------------	----------------------------	---------------------------------	--	---	--	--

DODGE (ALSO SEE RAM) (Cont'd/Suite)

**2009** (Cont'd/Suite)

**NITRO**

V6 3.7L 225 CID	EKG	K	7045	27045 <sup>70</sup>	47045	9933	29933	9093	229093	N/A	1
V6 4.0L 241 CID	EGS	X	7060 <sup>53</sup>	27060 <sup>70</sup>	47060	9933	29933	9093	229093	N/A	1

**PICKUP RAM SERIES (UP TO 5500 SERIES)**

L6 5.9L 359 CID Turbo Diesel		7	7620 <sup>53</sup>	27620 <sup>70</sup>	47620	2846 <sup>258</sup> 9946 <sup>259</sup> 9946FR <sup>360</sup>	22846 <sup>258</sup> N/A <sup>259</sup> N/A <sup>360</sup>	N/R	N/R	N/R	
L6 6.7L 408 CID Turbo Diesel	ETJ	L	7620 <sup>53</sup>	27620 <sup>70</sup>	47620	6930 6930FR <sup>360</sup>	26930 N/A <sup>360</sup>	N/R	N/R	N/R	
V6 3.7L 226 CID	EKG	K	7045	27045 <sup>70</sup>	47045	2725 <sup>155</sup> 2725FR <sup>360</sup>	22725 <sup>155</sup> N/A <sup>360</sup>	4313	224313	4234313	
V8 4.7L 285 CID Flex	EVE	P	7899	27899 <sup>70</sup>	47899	2725 <sup>155</sup> 2725FR <sup>360</sup>	22725 <sup>155</sup> N/A <sup>360</sup>	4313	224313	4234313	
V8 5.7L 345 CID	EZH	D,T	7899	27899 <sup>70</sup>	47899	2725 <sup>155</sup> 2725FR <sup>360</sup>	22725 <sup>155</sup> N/A <sup>360</sup>	4313	224313	4234313	

**SPRINTER VAN**

V6 3.0L 2987cc Turbo Diesel	EXM	5	7062	27062	N/A	9876	29876	9366 <sup>155</sup> N/A <sup>155</sup>	N/A <sup>155</sup> N/A <sup>155</sup>	N/A <sup>155</sup> N/A <sup>155</sup>	3 3
-----------------------------	-----	---	------	-------	-----	------	-------	---	--	--	--------

**VAN 1000**

L4 2.4L 2351cc (Mex.)			7356	27356	47356			N/S	N/S	N/A	
-----------------------	--	--	------	-------	-------	--	--	-----	-----	-----	--

**VIPER**

V10 8.4L 515 CID (Mex.)	EWE		7063	N/A	N/A			N/A	N/A	N/A	
-------------------------	-----	--	------	-----	-----	--	--	-----	-----	-----	--

**VIPER SRT-10**

V10 8.4L 515 CID	EWE	Z	7063	N/A	N/A	N/A	N/A	N/R	N/R	N/R	
------------------	-----	---	------	-----	-----	-----	-----	-----	-----	-----	--

**2008**

**ATOS**

L4 1.1L 1086cc (Mex.)			1358 <sup>53</sup>	21358	41358	200040	N/A	N/A	N/A	N/A	
-----------------------	--	--	--------------------	-------	-------	--------	-----	-----	-----	-----	--

**ATTITUDE**

L4 1.4L 1399cc (Mex.)			1334 <sup>53</sup>	21334 <sup>70</sup>	41334	9069	29069	4484	224484	N/A	
L4 1.6L 1599cc (Mex.)			1334 <sup>53</sup>	21334 <sup>70</sup>	41334	9069	29069	4484	224484	N/A	

**AVENGER**

L4 2.0L 2000cc (Mex.)			7060 <sup>53</sup>	27060 <sup>70</sup>	47060	9926	29926	4313	224313	4234313	
L4 2.4L 144 CID	EDG	K,J	7060 <sup>53</sup>	27060 <sup>70</sup>	47060	9926	29926	4313	224313	4234313	3
V6 2.7L 167 CID	EER	R	7899 <sup>53</sup> 22x1.5mm Thd 1085 <sup>53</sup> 3/4-16 Thd.	27899 <sup>70</sup> 22x1.5mm Thd 21085 <sup>70</sup> 3/4-16 Thd.	47899 22x1.5mm Thd 41085 3/4-16 Thd.	2389	22389	4313	224313	4234313	3
V6 3.5L 215 CID		M	7899 <sup>53</sup> 22x1.5mm Thd 1085 <sup>53</sup> 3/4-16 Thd.	27899 <sup>70</sup> 22x1.5mm Thd 21085 <sup>70</sup> 3/4-16 Thd.	47899 22x1.5mm Thd 41085 3/4-16 Thd.	2389	22389	4313	224313	4234313	3

**CALIBER**

L4 1.8L 110 CID	EBA	C	7060 <sup>53</sup>	27060 <sup>70</sup>	47060	9192	29192	4313	224313	4234313	3
L4 2.0L 1995cc 122 CID	ECN	B	7060 <sup>53</sup>	27060 <sup>70</sup>	47060	9192	29192	4313	224313	4234313	3
L4 2.4L 2360cc 144 CID	ED3	K	7060 <sup>53</sup>	27060 <sup>70</sup>	47060	9192	29192	4313	224313	4234313	3

**CALIBER SRT4**

L4 2.4L 144 CID Turbo	ED4	F	7899 <sup>53</sup>	27899 <sup>70</sup>	47899	N/A <sup>61</sup>	N/A <sup>61</sup>	4313	224313	4234313	3
-----------------------	-----	---	--------------------	---------------------	-------	-------------------	-------------------	------	--------	---------	---

**CHALLENGER**

V8 6.1L 370 CID	ESF	W	7899 <sup>53</sup>	27899 <sup>70</sup>	47899	2843	22843	N/R	N/R	N/R	
-----------------	-----	---	--------------------	---------------------	-------	------	-------	-----	-----	-----	--

**CHARGER**

V6 2.7L 167 CID	EER	R	7899 <sup>53</sup>	27899 <sup>70</sup>	47899	2843	22843	4909	224909	N/A	1
V6 3.5L 215 CID		G	7899 <sup>53</sup>	27899 <sup>70</sup>	47899	2843	22843	4909	224909	N/A	1

N/A = Not Available N/R = Not Required N/S = Not Servicable For cabin air locator chart, see pages 5-12 See pages 13-16 for footnotes

1) ProSelect - Normal Driving - Traditional Change Intervals 2) NAPA Gold - Severe Driving - OE Recommended Intervals 3) NAPA Platinum - Harsh Driving - OE Recommend Intervals

N/A = Non disponible N/R = Non nécessaire N/S = Non réparable Voir le tableau des filtres et d'habitacle aux pages 5-12 Voir pages 13-16 pour des notes

1) NAPA ProSelect et Argent - Conduite normale - Intervalles normaux de remplacement 2) NAPA Or - Conduite difficile - Intervalles recommandés par FEO 3) NAPA Platine - Conduite très difficile - Intervalles recommandés par FEO

N/A = No disponible N/R = No requerido N/S = No Servicable Para el aire de la cabina y tabla de localización de filtro, consulte las páginas 5-12 Ver las páginas 13-16 para las notas al pie de página

1) NAPA ProSelect y Plata - Manejo normal - Intervalos normales de cambio 2) NAPA Oro - Manejo difícil - Intervalos recomendados por el OEM 3) NAPA Platino - Manejo muy difícil - Intervalos recomendados por el OEM

*Italicized Part Numbers May Not Be Available.*

Las piezas con números en *italicas* pueden no estar disponibles.  
Les numéros de pièce en *italiques* peuvent ne pas être disponibles.



Pass Car Light Truck - Oil - Air - Cabin

DODGE (ALSO SEE RAM) 2008

Year/Año/Année Model/Modelo/Modèle Engine/Motor/Moteur	Eng. Code Código de motor Code moteur	VIN NIV NIV	GOLD Oil Aceite Huile	ProSelect Oil Aceite Huile	Platinum Oil Aceite Huile	GOLD Air Aire Air	ProSelect Air Aire Air	GOLD Cabin Air Cabina Aire Cabine Air	ProSelect Cabin Air Cabina Aire Cabine Air	Platinum Cabin Air Cabina Aire Cabine Air	Loc. Cabin Air Cabina Aire Cabine Air
--	---	-------------------	--------------------------------	-------------------------------------	------------------------------------	----------------------------	---------------------------------	--	---	--	--

DODGE (ALSO SEE RAM) (Cont'd/Suite)

2008 (Cont'd/Suite)

CHARGER (Cont'd/Suite)

V8 5.7L 345 CID	EZC	H	7899 <sup>53</sup> 22x1.5mm Thd 1085 <sup>53</sup> 3/4-16 Thd.	27899 <sup>70</sup> 22x1.5mm Thd 21085 <sup>70</sup> 3/4-16 Thd.	47899 22x1.5mm Thd 41085 3/4-16 Thd.	2843	22843	4909	224909	N/A	1
V8 6.1L 370 CID	ESF	W	7899 <sup>53</sup>	27899 <sup>70</sup>	47899	2843	22843	4909	224909	N/A	1

DAKOTA

V6 3.7L 226 CID			7045	27045	47045	6077	26077	N/R	N/R	N/R	
V8 4.7L OCC 285CID		N	7899 <sup>53</sup>	27899 <sup>70</sup>	47899	6077	26077	N/R	N/R	N/R	
V8 4.7L OCC 285CID Flex		P	7899 <sup>53</sup>	27899 <sup>70</sup>	47899	6077	26077	N/R	N/R	N/R	

DURANGO

V6 3.7L 226 CID			1516 <sup>53</sup>	21516 <sup>70</sup>	41516	2750	22750	N/R	N/R	N/R	
V8 4.7L OCC 285CID		N	7899 <sup>53</sup>	27899 <sup>70</sup>	47899	2750	22750	N/R	N/R	N/R	
V8 4.7L OCC 285CID Flex		P	1516 <sup>53</sup>	21516 <sup>70</sup>	41516	2750	22750	N/R	N/R	N/R	
V8 5.7L 345 CID			7899 <sup>53</sup>	27899 <sup>70</sup>	47899	2750	22750	N/R	N/R	N/R	

GRAND CARAVAN

V6 3.3L 3301cc 201 CID		H	1348 <sup>53</sup>	21348 <sup>70</sup>	41348	2389	22389	4479	224479	4234479	4
V6 3.3L 3301cc 201 CID Flex		H	1348 <sup>53</sup>	21348 <sup>70</sup>	41348	2389	22389	4479	224479	4234479	4
V6 3.8L 230 CID		P	1348 <sup>53</sup>	21348 <sup>70</sup>	41348	2389	22389	4479	224479	4234479	4
V6 4.0L 3952cc 241 CID			1085 <sup>53</sup>	21085 <sup>70</sup>	41085	2389	22389	4479	224479	4234479	3

H100

L4 2.5L 2500cc Turbo Diesel (Mex.)			400031	N/A	N/A			N/A	N/A	N/A	
------------------------------------	--	--	--------	-----	-----	--	--	-----	-----	-----	--

H100 VAN

L4 2.5L 2500cc Turbo Diesel (Mex.)			400031	N/A	N/A	209702	N/A	N/A	N/A	N/A	
------------------------------------	--	--	--------	-----	-----	--------	-----	-----	-----	-----	--

MAGNUM

V6 2.7L 167 CID	EER	T	7899 <sup>53</sup>	27899 <sup>70</sup>	47899	2843	22843	4909	224909	N/A	1
V6 3.5L 215 CID		V	7899 <sup>53</sup>	27899 <sup>70</sup>	47899	2843	22843	4909	224909	N/A	1
V8 5.7L 345 CID	EZC	2	7899 <sup>53</sup>	27899 <sup>70</sup>	47899	2843	22843	4909	224909	N/A	1
V8 6.1L 370 CID	ESF	3	7899 <sup>53</sup>	27899 <sup>70</sup>	47899	2843	22843	4909	224909	N/A	1

NITRO

V6 3.7L 225 CID	EKG	K	1516 <sup>53</sup>	21516 <sup>70</sup>	41516	9933	29933	9093	229093	N/A	1
V6 4.0L 241 CID	EGS	6	1085 <sup>53</sup>	21085 <sup>70</sup>	41085	9933	29933	9093	229093	N/A	1

PICKUP RAM SERIES (UP TO 5500 SERIES)

L6 5.9L 359 CID Turbo Diesel			7620 <sup>53</sup>	27620 <sup>70</sup>	47620	2846 <sup>258</sup> 9946 <sup>259</sup> 9946FR <sup>360</sup>	22846 <sup>258</sup> N/A <sup>259</sup> N/A <sup>360</sup>	N/R	N/R	N/R	
L6 6.7L 408 CID Turbo Diesel		A	7620 <sup>53</sup>	27620 <sup>70</sup>	47620	6930 6930FR <sup>360</sup>	26930 N/A <sup>360</sup>	N/R	N/R	N/R	
V6 3.7L 226 CID		K	1516 <sup>53</sup>	21516 <sup>70</sup>	41516	2725 <sup>155</sup> 2725FR <sup>360</sup>	22725 <sup>155</sup> N/A <sup>360</sup>	N/R	N/R	N/R	
V8 4.7L OCC 285CID Flex		P	7899 <sup>53</sup>	27899 <sup>70</sup>	47899	2725 <sup>155</sup> 2725FR <sup>360</sup>	22725 <sup>155</sup> N/A <sup>360</sup>	N/R	N/R	N/R	
V8 5.7L 345 CID		2	7899 <sup>53</sup>	27899 <sup>70</sup>	47899	2725 <sup>155</sup> 2725FR <sup>360</sup>	22725 <sup>155</sup> N/A <sup>360</sup>	N/R	N/R	N/R	
		D	7899 <sup>53</sup>	27899 <sup>70</sup>	47899	2725 2725FR <sup>360</sup>	22725 N/A <sup>360</sup>	N/R	N/R	N/R	

RAM 2500

V8 5.7L 345 CID (Mex.)	EZH	T	1085 <sup>53</sup>	21085 <sup>70</sup>	41085	2725 2725FR <sup>360</sup>	22725 N/A <sup>360</sup>	N/A	N/A	N/A	
------------------------	-----	---	--------------------	---------------------	-------	-------------------------------	-----------------------------	-----	-----	-----	--

SPRINTER VAN

V6 3.0L 2987cc Turbo Diesel	EXM	5	7062	27062	N/A	9876	29876	9366 <sup>155</sup> N/A <sup>155</sup>	N/A <sup>155</sup> N/A <sup>155</sup>	N/A <sup>155</sup> N/A <sup>155</sup>	3 3
V6 3.5L 3497cc	EG2	6	7078	27078	N/A	9876	29876	9366 <sup>155</sup> N/A <sup>155</sup>	N/A <sup>155</sup> N/A <sup>155</sup>	N/A <sup>155</sup> N/A <sup>155</sup>	3 3

N/A = Not Available N/R = Not Required N/S = Not Servicable For cabin air locator chart, see pages 5-12 See pages 13-16 for footnotes

1) ProSelect - Normal Driving - Traditional Change Intervals 2) NAPA Gold - Severe Driving - OE Recommended intervals 3) NAPA Platinum - Harsh Driving - OE Recommend Intervals

N/A = Non disponible N/R = Non nécessaire N/S = Non réparable Voir le tableau des filtres et d'habitacle aux pages 5-12 Voir pages 13-16 pour des notes

1) NAPA ProSelect et Argent - Conduite normale - Intervalles normaux de remplacement 2) NAPA Or - Conduite difficile - Intervalles recommandés par FEO 3) NAPA Platine - Conduite très difficile - Intervalles recommandés par FEO

N/A = No disponible N/R = No requerido N/S = No Servicable Para el aire de la cabina y tabla de localización de filtro, consulte las páginas 5-12 Ver las páginas 13-16 para las notas al pie de página

1) NAPA ProSelect y Plata - Manejo normal - Intervalles normales de cambio 2) NAPA Oro - Manejo difícil - Intervalles recomendados por el OEM 3) NAPA Platino - Manejo muy difícil - Intervalles recomendados por el OEM

Italicized Part Numbers May Not Be Available.

Las piezas con números en *italicas* pueden no estar disponibles.

Les numéros de pièce en *italiques* peuvent ne pas être disponibles.

P  
a  
s  
s  
C  
a  
r  
L  
i  
g  
h  
t  
T  
r  
u  
c  
k  
O  
i  
l  
-  
A  
i  
r  
-  
C  
a  
b  
i  
n



## DODGE (ALSO SEE RAM) 2008-2007

## Pass Car Light Truck - Oil - Air - Cabin

Year/Año/Année Model/Modelo/Modele Engine/Motor/Moteur	Eng. Code Código de motor Code moteur	VIN NIV NIV	GOLD Oil Aceite Huile	ProSelect Oil Aceite Huile	Platinum Oil Aceite Huile	GOLD Air Aire Air	ProSelect Air Aire Air	GOLD Cabin Air Cabina Aire Cabine Air	ProSelect Cabin Air Cabina Aire Cabine Air	Platinum Cabin Air Cabina Aire Cabine Air	Loc. Cabin Air Cabina Aire Cabine Air
--	---	-------------------	--------------------------------	-------------------------------------	------------------------------------	----------------------------	---------------------------------	--	---	--	--

## DODGE (ALSO SEE RAM) (Cont'd/Suite)

## 2008 (Cont'd/Suite)

## VAN 1000

L4 2.4L 2400cc (Mex.)			1334 <sup>53</sup>	21334 <sup>70</sup>	41334			N/A	N/A	N/A	
-----------------------	--	--	--------------------	---------------------	-------	--	--	-----	-----	-----	--

## VIPER SRT-10

V10 8.4L 515 CID	EWE	Z	7063	N/A	N/A	N/A	N/A	N/R	N/R	N/R	
------------------	-----	---	------	-----	-----	-----	-----	-----	-----	-----	--

## 2007

## ATOS

L4 1.1L 1086cc (Mex.)			1358 <sup>53</sup>	21358	41358	200040		N/A	N/A	N/A	
-----------------------	--	--	--------------------	-------	-------	--------	--	-----	-----	-----	--

## ATTITUDE

L4 1.4L 1399cc (Mex.)			1334 <sup>53</sup>	21334 <sup>70</sup>	41334	9069	29069	4484	224484	N/A	
L4 1.6L 1599cc (Mex.)			1334 <sup>53</sup>	21334 <sup>70</sup>	41334	9069	29069	4484	224484	N/A	

## CALIBER

L4 1.8L 110 CID	EBA	C	7060 <sup>53</sup>	27060 <sup>70</sup>	47060	9192	29192	4578	224578	N/A	3
L4 2.0L 1995cc 122 CID	ECN	B	7060 <sup>53</sup>	27060 <sup>70</sup>	47060	9192	29192	4578	224578	N/A	3
L4 2.4L 2360cc 144 CID	ED3	K	7060 <sup>53</sup>	27060 <sup>70</sup>	47060	9192	29192	4578	224578	N/A	3

## CARAVAN

L4 2.4L 2429cc 148 CID		B	1348 <sup>53</sup>	21348 <sup>70</sup>	41348	2389	22389	4864	224864	N/A	4
V6 3.3L 3301cc 201 CID		R	1348 <sup>53</sup>	21348 <sup>70</sup>	41348	2389	22389	4864	224864	N/A	3
V6 3.3L 3301cc 201 CID Flex	EGV	E	1348 <sup>53</sup>	21348 <sup>70</sup>	41348	2389	22389	4864	224864	N/A	4

## CHARGER

V6 2.7L 167 CID	EER	R	1085 <sup>53</sup>	21085 <sup>70</sup>	41085	2843	22843	4909	224909	N/A	1
V6 3.5L 215 CID		G	1085 <sup>53</sup>	21085 <sup>70</sup>	41085	2843	22843	4909	224909	N/A	1
V8 5.7L 345 CID	EZC	H	1085 <sup>53</sup>	21085 <sup>70</sup>	41085	2843	22843	4909	224909	N/A	1
V8 6.1L 370 CID	ESF	W	1085 <sup>53</sup>	21085 <sup>70</sup>	41085	2843	22843	4909	224909	N/A	1

## DAKOTA

V6 3.7L 226 CID		J	1516 <sup>53</sup>	21516 <sup>70</sup>	41516	6077	26077	N/R	N/R	N/R	
V8 4.7L 285 CID		N	1085 <sup>53</sup>	21085 <sup>70</sup>	41085	6077	26077	N/R	N/R	N/R	
V8 4.7L 285 CID Flex		P	1085 <sup>53</sup>	21085 <sup>70</sup>	41085	6077	26077	N/R	N/R	N/R	

## DURANGO

V6 3.7L 226 CID		N	1516 <sup>53</sup>	21516 <sup>70</sup>	41516	2750	22750	N/R	N/R	N/R	
V8 4.7L OCC 285CID			1085 <sup>53</sup>	21085 <sup>70</sup>	41085	2750	22750	N/R	N/R	N/R	
V8 4.7L 285 CID Flex			1085 <sup>53</sup>	21085 <sup>70</sup>	41085	2750	22750	N/R	N/R	N/R	
V8 5.7L 345 CID			1085 <sup>53</sup>	21085 <sup>70</sup>	41085	2750	22750	N/R	N/R	N/R	

## GRAND CARAVAN

V6 3.3L 3301cc 201 CID		R	1348 <sup>53</sup>	21348 <sup>70</sup>	41348	2389	22389	4864	224864	N/A	4
V6 3.3L 3301cc 201 CID Flex	EGV	E	1348 <sup>53</sup>	21348 <sup>70</sup>	41348	2389	22389	4864	224864	N/A	4
V6 3.8L 230 CID		L	1348 <sup>53</sup>	21348 <sup>70</sup>	41348	2389	22389	4864	224864	N/A	4

## H100

L4 2.5L 2500cc Turbo Diesel (Mex.)			400031	N/A	N/A			N/A	N/A	N/A	
------------------------------------	--	--	--------	-----	-----	--	--	-----	-----	-----	--

## MAGNUM

V6 2.7L 167 CID	EER	T	1085 <sup>53</sup>	21085 <sup>70</sup>	41085	2843	22843	4909	224909	N/A	1
V6 3.5L 215 CID		V	1085 <sup>53</sup>	21085 <sup>70</sup>	41085	2843	22843	4909	224909	N/A	1
V8 5.7L 345 CID	EZC	2	1085 <sup>53</sup>	21085 <sup>70</sup>	41085	2843	22843	4909	224909	N/A	1
V8 6.1L 370 CID	ESF	3	1085 <sup>53</sup>	21085 <sup>70</sup>	41085	2843	22843	4909	224909	N/A	1

## NITRO

V6 3.7L 225 CID	EKG	K	1516 <sup>53</sup>	21516 <sup>70</sup>	41516	9933	29933	N/R	N/R	N/R	
V6 4.0L 241 CID	EGS	6	1085 <sup>53</sup>	21085 <sup>70</sup>	41085	9933	29933	N/R	N/R	N/R	

## PICKUP RAM SERIES (UP TO 5500 SERIES)

L6 5.9L 359 CID Turbo Diesel			7620 <sup>53</sup>	27620 <sup>70</sup>	47620	2846 9946 9946FR <sup>360</sup>	22846 N/A N/A <sup>360</sup>	N/R	N/R	N/R	
------------------------------	--	--	--------------------	---------------------	-------	---------------------------------------	------------------------------------	-----	-----	-----	--

N/A = Not Available N/R = Not Required N/S = Not Servicable For cabin air locator chart, see pages 5-12 See pages 13-16 for footnotes

1) ProSelect - Normal Driving - Traditional Change Intervals 2) NAPA Gold - Severe Driving - OE Recommended Intervals 3) NAPA Platinum - Harsh Driving - OE Recommend Intervals

N/A = Non disponible N/R = Non nécessaire N/S = Non réparable Voir le tableau des filtres et d'habitacle aux pages 5-12 Voir pages 13-16 pour des notes

1) NAPA ProSelect et Argent - Conduite normale - Intervalles normaux de remplacement 2) NAPA Or - Conduite difficile - Intervalles recommandés par FEO 3) NAPA Platine - Conduite très difficile - Intervalles recommandés par FEO

N/A = No disponible N/R = No requerido N/S = No Servicable Para el aire de la cabina y tabla de localización de filtro, consulte las páginas 5-12 Ver las páginas 13-16 para las notas al pie de página

1) NAPA ProSelect y Plata - Manejo normal - Intervalos normales de cambio 2) NAPA Oro - Manejo difícil - Intervalos recomendados por el OEM 3) NAPA Platino - Manejo muy difícil - Intervalos recomendados por el OEM

*Italicized Part Numbers May Not Be Available.*

Las piezas con números en *italicas* pueden no estar disponibles.  
Les numéros de pièce en *italiques* peuvent ne pas être disponibles.



Pass Car Light Truck - Oil - Air - Cabin

DODGE (ALSO SEE RAM) 2007-2006

Year/Año/Année Model/Modelo/Modèle Engine/Motor/Moteur	Eng. Code Código de motor Code moteur	VIN NIV NIV	GOLD Oil Aceite Huile	ProSelect Oil Aceite Huile	Platinum Oil Aceite Huile	GOLD Air Aire Air	ProSelect Air Aire Air	GOLD Cabin Air Cabina Aire Cabine Air	ProSelect Cabin Air Cabina Aire Cabine Air	Platinum Cabin Air Cabina Aire Cabine Air	Loc. Cabin Air Cabina Aire Cabine Air
--	---	-------------------	--------------------------------	-------------------------------------	------------------------------------	----------------------------	---------------------------------	--	---	--	--

DODGE (ALSO SEE RAM) (Cont'd/Suite)

**2007** (Cont'd/Suite)

PICKUP RAM SERIES (UP TO 5500 SERIES) (Cont'd/Suite)

L6 6.7L 408 CID Turbo Diesel		A	7620 <sup>53</sup>	27620 <sup>70</sup>	47620	6930 <sup>155</sup> 6930FR <sup>360</sup>	26930 <sup>155</sup> N/A <sup>360</sup>	N/R	N/R	N/R	
V6 3.7L 226 CID			1516 <sup>53</sup>	21516 <sup>70</sup>	41516	2725 <sup>155</sup> 2725FR <sup>360</sup>	N/A <sup>360</sup>	N/R	N/R	N/R	
V8 4.7L OCC 285CID		N	1085 <sup>53</sup>	21085 <sup>70</sup>	41085	2725 2725FR <sup>360</sup>	N/A <sup>360</sup>	N/R	N/R	N/R	
V8 4.7L 285 CID Flex			1085 <sup>53</sup>	21085 <sup>70</sup>	41085	2725 <sup>155</sup> 2725FR <sup>360</sup>	N/A <sup>360</sup>	N/R	N/R	N/R	
V8 5.7L 345 CID			1085 <sup>53</sup>	21085 <sup>70</sup>	41085	2725 2725 <sup>155</sup> 2725FR <sup>360</sup>	2725 <sup>155</sup> N/A <sup>360</sup>	N/R	N/R	N/R	

RAM 2500

V8 5.7L 345 CID (Mex.)	EZH	T	1085 <sup>53</sup>	21085 <sup>70</sup>	41085	2725 2725FR <sup>360</sup>	22725 N/A <sup>360</sup>	N/A	N/A	N/A	
------------------------	-----	---	--------------------	---------------------	-------	-------------------------------	-----------------------------	-----	-----	-----	--

SPRINTER VAN

V6 3.0L 2987cc Turbo Diesel	EXM	5	7062	27062	N/A	9876	29876	9366	N/A	N/A	3
V6 3.5L 3497cc	EG2		7078	27078	N/A	9876	29876	9366	N/A	N/A	3

**2006**

ATOS

L4 1.1L 1086cc (Mex.)			1358 <sup>53</sup>	21358	41358	200040	N/A	N/A	N/A	N/A	
-----------------------	--	--	--------------------	-------	-------	--------	-----	-----	-----	-----	--

ATTITUDE

L4 1.4L 1399cc (Mex.)			1334 <sup>53</sup>	21334 <sup>70</sup>	41334	9069	29069	4484	224484	N/A	
L4 1.6L 1599cc (Mex.)			1334 <sup>53</sup>	21334 <sup>70</sup>	41334	9069	29069	4484	224484	N/A	

CARAVAN

L4 2.4L 2429cc148 CID		B	1348 <sup>53</sup>	21348 <sup>70</sup>	41348	2389	22389	4864	224864	N/A	4
V6 3.3L 3301cc 201 CID		R	1085 <sup>53</sup>	21085 <sup>70</sup>	41085	2389	22389	4864	224864	N/A	3
V6 3.3L 3301cc 201 CID Flex	EGV	E	1085 <sup>53</sup>	21085 <sup>70</sup>	41085	2389	22389	4864	224864	N/A	4

CHARGER

V6 2.7L 167 CID	EER	R	1085 <sup>53</sup>	21085 <sup>70</sup>	41085	2843	22843	4909	224909	N/A	1
V6 3.5L 215 CID		G	1085 <sup>53</sup>	21085 <sup>70</sup>	41085	2843	22843	4909	224909	N/A	1
V8 5.7L 345 CID	EZC	H	1085 <sup>53</sup>	21085 <sup>70</sup>	41085	2843	22843	4909	224909	N/A	1
V8 6.1L 370 CID	ESF	W	1085 <sup>53</sup>	21085 <sup>70</sup>	41085	2843	22843	4909	224909	N/A	1

DAKOTA

V6 3.7L 226 CID			1516 <sup>53</sup>	21516 <sup>70</sup>	41516	6077	26077	N/R	N/R	N/R	
V8 4.7L 285 CID		J	1085 <sup>53</sup>	21085 <sup>70</sup>	41085	6077	26077	N/R	N/R	N/R	
		N	1085 <sup>53</sup>	21085 <sup>70</sup>	41085	6077	26077	N/R	N/R	N/R	

DURANGO

V6 3.7L 226 CID			1516 <sup>53</sup>	21516 <sup>70</sup>	41516	2750	22750	N/R	N/R	N/R	
V8 4.7L OCC 285CID		N	1085 <sup>53</sup>	21085 <sup>70</sup>	41085	2750	22750	N/R	N/R	N/R	
V8 4.7L 285 CID Flex			1085 <sup>53</sup>	21085 <sup>70</sup>	41085	2750	22750	N/R	N/R	N/R	
V8 5.7L 345 CID			1085 <sup>53</sup>	21085 <sup>70</sup>	41085	2750	22750	N/R	N/R	N/R	

GRAND CARAVAN

V6 3.3L 3301cc 201 CID		R	1085 <sup>53</sup>	21085 <sup>70</sup>	41085	2389	22389	4864	224864	N/A	4
V6 3.3L 3301cc 201 CID Flex	EGV	E	1085 <sup>53</sup>	21085 <sup>70</sup>	41085	2389	22389	4864	224864	N/A	4
V6 3.8L 230 CID		L	1085 <sup>53</sup>	21085 <sup>70</sup>	41085	2389	22389	4864	224864	N/A	4

H100

L4 2.5L 2500cc Turbo Diesel (Mex.)			1334 <sup>53</sup>	21334 <sup>70</sup>	41334			N/A	N/A	N/A	
------------------------------------	--	--	--------------------	---------------------	-------	--	--	-----	-----	-----	--

MAGNUM

V6 2.7L 167 CID	EER	T	1085 <sup>53</sup>	21085 <sup>70</sup>	41085	2843	22843	4909	224909	N/A	1
V6 3.5L 215 CID		V	1085 <sup>53</sup>	21085 <sup>70</sup>	41085	2843	22843	4909	224909	N/A	1
V8 5.7L 345 CID	EZC	2	1085 <sup>53</sup>	21085 <sup>70</sup>	41085	2843	22843	4909	224909	N/A	1

N/A = Not Available N/R = Not Required N/S = Not Servicable For cabin air locator chart, see pages 5-12 See pages 13-16 for footnotes

1) ProSelect - Normal Driving - Traditional Change Intervals 2) NAPA Gold - Severe Driving - OE Recommended intervals 3) NAPA Platinum - Harsh Driving - OE Recommend Intervals

N/A = Non disponible N/R = Non nécessaire N/S = Non réparable Voir le tableau des filtres et d'habitacle aux pages 5-12 Voir pages 13-16 pour des notes

1) NAPA ProSelect et Argent - Conduite normale - Intervalles normaux de remplacement 2) NAPA Or - Conduite difficile - Intervalles recommandés par FEO 3) NAPA Platine - Conduite très difficile - Intervalles recommandés par FEO

N/A = No disponible N/R = No requerido N/S = No Servicable Para el aire de la cabina y tabla de localización de filtro, consulte las páginas 5-12 Ver las páginas 13-16 para las notas al pie de página

1) NAPA ProSelect y Plata - Manejo normal - Intervalles normales de cambio 2) NAPA Oro - Manejo difícil - Intervalles recomendados por el OEM 3) NAPA Platino - Manejo muy difícil - Intervalles recomendados por el OEM

*Italicized Part Numbers May Not Be Available.*

Las piezas con números en *italicas* pueden no estar disponibles.

Les numéros de pièce en *italiques* peuvent ne pas être disponibles.



## DODGE (ALSO SEE RAM) 2006-2005

## Pass Car Light Truck - Oil - Air - Cabin

Year/Año/Année Model/Modelo/Modele Engine/Motor/Moteur	Eng. Code Código de motor Code moteur	VIN NIV NIV	GOLD Oil Aceite Huile	ProSelect Oil Aceite Huile	Platinum Oil Aceite Huile	GOLD Air Aire Air	ProSelect Air Aire Air	GOLD Cabin Air Cabina Aire Cabine Air	ProSelect Cabin Air Cabina Aire Cabine Air	Platinum Cabin Air Cabina Aire Cabine Air	Loc. Cabin Air Cabina Aire Cabine Air
--	---	-------------------	--------------------------------	-------------------------------------	------------------------------------	----------------------------	---------------------------------	--	---	--	--

## DODGE (ALSO SEE RAM) (Cont'd/Suite)

## 2006 (Cont'd/Suite)

## MAGNUM (Cont'd/Suite)

V8 6.1L 370 CID	ESF	3	1085 <sup>53</sup>	21085 <sup>70</sup>	41085	2843	22843	4909	224909	N/A	1
-----------------	-----	---	--------------------	---------------------	-------	------	-------	------	--------	-----	---

## PICKUP RAM SERIES (UP TO 5500 SERIES)

L6 5.7L 359 CID Turbo Diesel			7620 <sup>53</sup>	27620 <sup>70</sup>	47620	2846 9946 9946FR <sup>360</sup>	22846 N/A N/A <sup>360</sup>	N/R	N/R	N/R	
V10 8.3L 8285cc 505 CID (Mex.)			1085 <sup>53</sup>	21085 <sup>70</sup>	41085			N/A	N/A	N/A	
V6 3.7L 226 CID			1516 <sup>53</sup>	21516 <sup>70</sup>	41516	2725 <sup>155</sup> 2725FR <sup>360</sup>	22725 <sup>155</sup> N/A <sup>360</sup>	N/R	N/R	N/R	
V8 4.7L OCC 285CID		N	1085 <sup>53</sup>	21085 <sup>70</sup>	41085	2725 2725FR <sup>360</sup>	22725 N/A <sup>360</sup>	N/R	N/R	N/R	
V8 4.7L 285 CID Flex			1085 <sup>53</sup>	21085 <sup>70</sup>	41085	2725 <sup>155</sup> 2725FR <sup>360</sup>	22725 <sup>155</sup> N/A <sup>360</sup>	N/R	N/R	N/R	
V8 5.7L 345 CID			1085 <sup>53</sup>	21085 <sup>70</sup>	41085	2725 2725FR <sup>360</sup>	22725 N/A <sup>360</sup>	N/R	N/R	N/R	

## RAM 2500

V8 5.7L 345 CID (Mex.)	EZH	T	1085 <sup>53</sup>	21085 <sup>70</sup>	41085	2725 2725FR <sup>360</sup>	22725 N/A <sup>360</sup>	N/A	N/A	N/A	
------------------------	-----	---	--------------------	---------------------	-------	-------------------------------	-----------------------------	-----	-----	-----	--

## RAM SRT-10 PICKUP

V10 8.3L 8275cc 505 CID		H	1085 <sup>53</sup>	21085 <sup>70</sup>	41085	2846	22846	N/R	N/R	N/R	
			1085 <sup>53</sup>	21085 <sup>70</sup>	41085	2846	22846	N/R	N/R	N/R	
V10 8.3L 8275cc 505 CID (Mex.)		H	1085 <sup>53</sup>	21085 <sup>70</sup>	41085	2846	22846	N/R	N/R	N/R	

## SPRINTER VAN

L5 2.5L 2687cc 165 CID Turbo Diesel		4	7038	27038	N/A	2351	N/A	9262	N/A	N/A	1
-------------------------------------	--	---	------	-------	-----	------	-----	------	-----	-----	---

## STRATUS

L4 2.0L 122 CID (Mex.)			1348 <sup>53</sup>	21348 <sup>70</sup>	41348	6677	26677	N/A	N/A	N/A	
L4 2.4L 2429cc		X,J	1348 <sup>53</sup>	21348 <sup>70</sup>	41348	6677	26677	N/R	N/R	N/R	
V6 2.7L 167 CID	EER	R,T	1085 <sup>53</sup>	21085 <sup>70</sup>	41085	6677	26677	N/R	N/R	N/R	

## VERNA

L4 1.5L 91 CID (Mex.)			1334 <sup>53</sup>	21334 <sup>70</sup>	41334	6674	26674	N/A	N/A	N/A	
L4 1.6L 98 CID (Mex.)			1334 <sup>53</sup>	21334 <sup>70</sup>	41334	6674	26674	N/A	N/A	N/A	

## VIPER SRT-10

V10 8.3L 505 CID	EWC	Z	1085 <sup>53</sup>	21085 <sup>70</sup>	41085	N/A	N/A	N/R	N/R	N/R	
------------------	-----	---	--------------------	---------------------	-------	-----	-----	-----	-----	-----	--

## 2005

## ATOS

L4 1.1L 1086cc (Mex.)			1358 <sup>53</sup>	21358	41358	200040	N/A	N/A	N/A	N/A	
-----------------------	--	--	--------------------	-------	-------	--------	-----	-----	-----	-----	--

## CARAVAN

L4 2.4L 2429cc 148 CID		B	1348 <sup>53</sup>	21348 <sup>70</sup>	41348	2389	22389	4864	224864	N/A	4
V6 3.3L 3301cc 201 CID		R	1085 <sup>53</sup>	21085 <sup>70</sup>	41085	2389	22389	4864	224864	N/A	3
V6 3.3L 3301cc 201 CID Flex	EGV	E	1085 <sup>53</sup>	21085 <sup>70</sup>	41085	2389	22389	4864	224864	N/A	4

## DAKOTA

V6 3.7L 226 CID	EKG	K	1516 <sup>53</sup>	21516 <sup>70</sup>	41516	6077	26077	N/R	N/R	N/R	
V8 4.7L 285 CID	EVE	J	1085 <sup>53</sup>	21085 <sup>70</sup>	41085	6077	26077	N/R	N/R	N/R	
	EVE	N	1085 <sup>53</sup>	21085 <sup>70</sup>	41085	6077	26077	N/R	N/R	N/R	

## DURANGO

V6 3.7L 226 CID			1516 <sup>53</sup>	21516 <sup>70</sup>	41516	2750	22750	N/R	N/R	N/R	
V8 4.7L OCC 285CID		N	1085 <sup>53</sup>	21085 <sup>70</sup>	41085	2750	22750	N/R	N/R	N/R	
V8 5.7L 345 CID			1085 <sup>53</sup>	21085 <sup>70</sup>	41085	2750	22750	N/R	N/R	N/R	

## GRAND CARAVAN

V6 3.3L 3301cc 201 CID		R	1085 <sup>53</sup>	21085 <sup>70</sup>	41085	2389	22389	4864	224864	N/A	4
V6 3.3L 3301cc 201 CID Flex	EGV	E	1085 <sup>53</sup>	21085 <sup>70</sup>	41085	2389	22389	4864	224864	N/A	4

N/A = Not Available N/R = Not Required N/S = Not Servicable For cabin air locator chart, see pages 5-12 See pages 13-16 for footnotes

1) ProSelect - Normal Driving - Traditional Change Intervals 2) NAPA Gold - Severe Driving - OE Recommended Intervals 3) NAPA Platinum - Harsh Driving - OE Recommend Intervals

N/A = Non disponible N/R = Non nécessaire N/S = Non réparable Voir le tableau des filtres et d'habitacle aux pages 5-12 Voir pages 13-16 pour des notes

1) NAPA ProSelect et Argent - Conduite normale - Intervalles normaux de remplacement 2) NAPA Or - Conduite difficile - Intervalles recommandés par FEO 3) NAPA Platine - Conduite très difficile - Intervalles recommandés par FEO

N/A = No disponible N/R = No requerido N/S = No Servicable Para el aire de la cabina y tabla de localización de filtro, consulte las páginas 5-12 Ver las páginas 13-16 para las notas al pie de página

1) NAPA ProSelect y Plata - Manejo normal - Intervalos normales de cambio 2) NAPA Oro - Manejo difícil - Intervalos recomendados por el OEM 3) NAPA Platino - Manejo muy difícil - Intervalos recomendados por el OEM

*Italicized Part Numbers May Not Be Available.*

Las piezas con números en *italicas* pueden no estar disponibles.  
Les numéros de pièce en *italiques* peuvent ne pas être disponibles.





Pass Car Light Truck - Oil - Air - Cabin

DODGE (ALSO SEE RAM) 2005

Year/Año/Année Model/Modelo/Modèle Engine/Motor/Moteur	Eng. Code Código de motor Code moteur	VIN NIV NIV	GOLD Oil Aceite Huile	ProSelect Oil Aceite Huile	Platinum Oil Aceite Huile	GOLD Air Aire Air	ProSelect Air Aire Air	GOLD Cabin Air Cabina Aire Cabine Air	ProSelect Cabin Air Cabina Aire Cabine Air	Platinum Cabin Air Cabina Aire Cabine Air	Loc. Cabin Air Cabina Aire Cabine Air
--	---	-------------------	--------------------------------	-------------------------------------	------------------------------------	----------------------------	---------------------------------	--	---	--	--

DODGE (ALSO SEE RAM) (Cont'd/Suite)

**2005** (Cont'd/Suite)

GRAND CARAVAN (Cont'd/Suite)

V6 3.8L 230 CID		L	1085 <sup>53</sup>	21085 <sup>70</sup>	41085	2389	22389	4864	224864	N/A	4
-----------------	--	---	--------------------	---------------------	-------	------	-------	------	--------	-----	---

H100

L4 2.4L 2389CC (Mex.)			1334 <sup>53</sup>	21334 <sup>70</sup>	41334			N/A	N/A	N/A	
L4 2.5L 2500cc Turbo Diesel (Mex.)			1334 <sup>53</sup>	21334 <sup>70</sup>	41334			N/A	N/A	N/A	

MAGNUM

V6 2.7L 167 CID	EER	T	1085 <sup>53</sup>	21085 <sup>70</sup>	41085	2843	22843	4909	224909	N/A	1
V6 3.5L 215 CID		V	1085 <sup>53</sup>	21085 <sup>70</sup>	41085	2843	22843	4909	224909	N/A	1
V8 5.7L 345 CID	EZC	2	1085 <sup>53</sup>	21085 <sup>70</sup>	41085	2843	22843	4909	224909	N/A	1

NEON

L4 2.0L 1996cc		F	1348 <sup>53</sup>	21348 <sup>70</sup>	41348	2384	22384	N/R	N/R	N/R	
			1348 <sup>53</sup>	21348 <sup>70</sup>	41348	2384	22384	N/R	N/R	N/R	
			1348 <sup>53</sup>	21348 <sup>70</sup>	41348	2384	22384	N/R	N/R	N/R	
L4 2.4L 2429cc		S	1516 <sup>53</sup>	21516 <sup>70</sup>	41516	2384	22384	N/R	N/R	N/R	

PICKUP RAM SERIES (UP TO 5500 SERIES)

L6 5.9L 359 CID Turbo Diesel		6,C	7620 <sup>53</sup>	27620 <sup>70</sup>	47620	2846 <sup>58</sup> 9946 <sup>59</sup> 9946FR <sup>60</sup>	22846 <sup>58</sup> N/A <sup>59</sup> N/A <sup>60</sup>	N/R	N/R	N/R	
V10 8.3L 8285cc 505 CID (Mex.)			1085 <sup>53</sup>	21085 <sup>70</sup>	41085			N/A	N/A	N/A	
V6 3.7L 226 CID			1516 <sup>53</sup>	21516 <sup>70</sup>	41516	2725 <sup>55</sup> 2725FR <sup>60</sup>	22725 <sup>55</sup> N/A <sup>60</sup>	N/R	N/R	N/R	
V8 4.7L OCC 285CID		N	1085 <sup>53</sup>	21085 <sup>70</sup>	41085	2725 <sup>55</sup> 2725FR <sup>60</sup>	22725 <sup>55</sup> N/A <sup>60</sup>	N/R	N/R	N/R	
V8 4.7L 285 CID Flex		N,P	1085 <sup>53</sup>	21085 <sup>70</sup>	41085	2725 2725FR <sup>60</sup>	22725 N/A <sup>60</sup>	N/R	N/R	N/R	
V8 5.7L 345 CID		D	1085 <sup>53</sup>	21085 <sup>70</sup>	41085	2725 <sup>55</sup> 2725FR <sup>60</sup>	22725 <sup>55</sup> N/A <sup>60</sup>	N/R	N/R	N/R	

RAM 2500

V8 5.7L 345 CID (Mex.)	EZH	T	1085 <sup>53</sup>	21085 <sup>70</sup>	41085	2725 2725FR <sup>60</sup>	22725 N/A <sup>60</sup>	N/A	N/A	N/A	
------------------------	-----	---	--------------------	---------------------	-------	------------------------------	----------------------------	-----	-----	-----	--

RAM SRT-10 PICKUP

V10 8.3L 8275cc 505 CID		H	1085 <sup>53</sup>	21085 <sup>70</sup>	41085	N/A	N/A	N/R	N/R	N/R	
			1085 <sup>53</sup>	21085 <sup>70</sup>	41085	N/A <sup>61</sup>	N/A <sup>61</sup>	N/R	N/R	N/R	
V10 8.3L 8275cc 505 CID (Mex.)		H	1085 <sup>53</sup>	21085 <sup>70</sup>	41085	N/A	N/A	N/R	N/R	N/R	

SPRINTER VAN

L5 2.7L 2687cc 165 CID Turbo Diesel		4	7038	27038	N/A	2351	N/A	9262	N/A	N/A	1
-------------------------------------	--	---	------	-------	-----	------	-----	------	-----	-----	---

STRATUS

L4 2.0L 122 CID (Mex.)			1348 <sup>53</sup>	21348 <sup>70</sup>	41348	6677	26677	N/A	N/A	N/A	
L4 2.4L 2351cc		G	1356	21356 <sup>70</sup>	41356	6028	26028	N/R	N/R	N/R	
L4 2.4L 2429cc		X,J	1348 <sup>53</sup>	21348 <sup>70</sup>	41348	6677	26677	N/R	N/R	N/R	
V6 2.7L 167 CID	EER	R,T	1085 <sup>53</sup>	21085 <sup>70</sup>	41085	6677	26677	N/R	N/R	N/R	
V6 3.0L 181 CID		H	7092	27092 <sup>70</sup>	N/A	6028	26028	N/R	N/R	N/R	

SX

L4 2.0L 1996cc	ECF	C,F	1348 <sup>53</sup>	21348 <sup>70</sup>	41348	2384	22384	N/A	N/A	N/A	
----------------	-----	-----	--------------------	---------------------	-------	------	-------	-----	-----	-----	--

VERNA

L4 1.5L 91 CID (Mex.)			1334 <sup>53</sup>	21334 <sup>70</sup>	41334	6674	26674	N/A	N/A	N/A	
L4 1.6L 98 CID (Mex.)			1334 <sup>53</sup>	21334 <sup>70</sup>	41334	6674	26674	N/A	N/A	N/A	

VIPER SRT-10

V10 8.3L 505 CID	EWC	Z	1085 <sup>53</sup>	21085 <sup>70</sup>	41085	N/A	N/A	N/R	N/R	N/R	
------------------	-----	---	--------------------	---------------------	-------	-----	-----	-----	-----	-----	--

N/A = Not Available N/R = Not Required N/S = Not Servicable For cabin air locator chart, see pages 5-12 See pages 13-16 for footnotes

1) ProSelect - Normal Driving - Traditional Change Intervals 2) NAPA Gold - Severe Driving - OE Recommended intervals 3) NAPA Platinum - Harsh Driving - OE Recommend Intervals

N/A = Non disponible N/R = Non nécessaire N/S = Non réparable Voir le tableau des filtres et d'habitacle aux pages 5-12 Voir pages 13-16 pour des notes

1) NAPA ProSelect et Argent - Conduite normale - Intervalles normaux de remplacement 2) NAPA Or - Conduite difficile - Intervalles recommandés par FEO 3) NAPA Platine - Conduite très difficile - Intervalles recommandés par FEO

N/A = No disponible N/R = No requerido N/S = No Servicable Para el aire de la cabina y tabla de localización de filtro, consulte las páginas 5-12 Ver las páginas 13-16 para las notas al pie de página

1) NAPA ProSelect y Plata - Manejo normal - Intervalos normales de cambio 2) NAPA Oro - Manejo difícil - Intervalos recomendados por el OEM 3) NAPA Platino - Manejo muy difícil - Intervalos recomendados por el OEM

*Italicized Part Numbers May Not Be Available.*

Las piezas con números en *italicas* pueden no estar disponibles.

Les numéros de pièce en *italiques* peuvent ne pas être disponibles.

P  
a  
s  
s  
C  
a  
r  
L  
i  
g  
h  
t  
T  
r  
u  
c  
k  
O  
i  
l  
-  
A  
i  
r  
-  
C  
a  
b  
i  
n



## DODGE (ALSO SEE RAM) 2004

## Pass Car Light Truck - Oil - Air - Cabin

Year/Año/Année Model/Modelo/Modèle Engine/Motor/Moteur	Eng. Code Código de motor Code moteur	VIN NIV NIV	GOLD Oil Aceite Huile	ProSelect Oil Aceite Huile	Platinum Oil Aceite Huile	GOLD Air Aire Air	ProSelect Air Aire Air	GOLD Cabin Air Cabina Aire Cabine Air	ProSelect Cabin Air Cabina Aire Cabine Air	Platinum Cabin Air Cabina Aire Cabine Air	Loc. Cabin Air Cabina Aire Cabine Air
--	---	-------------------	--------------------------------	-------------------------------------	------------------------------------	----------------------------	---------------------------------	--	---	--	--

## DODGE (ALSO SEE RAM) (Cont'd/Suite)

2004

## ATOS

L4 1.0L 1000cc (Mex.)			1358 <sup>53</sup>	21358 <sup>70</sup>	41358	N/A	N/A	N/A	N/A	N/A	
-----------------------	--	--	--------------------	---------------------	-------	-----	-----	-----	-----	-----	--

## CARAVAN

L4 2.4L 2429cc 148 CID		B	1348 <sup>53</sup>	21348 <sup>70</sup>	41348	2389	22389	4864	224864	N/A	4
V6 3.3L 3301cc 201 CID		R	1085 <sup>53</sup>	21085 <sup>70</sup>	41085	2389	22389	4864	224864	N/A	4

## DAKOTA

V6 3.7L 226 CID	EKG	K	1516 <sup>53</sup>	21516 <sup>70</sup>	41516	6077	26077	N/R	N/R	N/R	
V8 4.7L 285 CID	EVE	N	1085 <sup>53</sup>	21085 <sup>70</sup>	41085	6077	26077	N/R	N/R	N/R	

## DURANGO

V6 3.7L 226 CID			1516 <sup>53</sup>	21516 <sup>70</sup>	41516	2750	22750	N/R	N/R	N/R	
V8 4.7L 285 CID		N	1085 <sup>53</sup>	21085 <sup>70</sup>	41085	2750	22750	N/R	N/R	N/R	
V8 5.7L 345 CID			1085 <sup>53</sup>	21085 <sup>70</sup>	41085	2750	22750	N/R	N/R	N/R	

## GRAND CARAVAN

V6 3.3L 3301cc 201 CID		R	1085 <sup>53</sup>	21085 <sup>70</sup>	41085	2389	22389	4864	224864	N/A	4
V6 3.3L 3301cc 201 CID Flex		3	1085 <sup>53</sup>	21085 <sup>70</sup>	41085	2389	22389	4864	224864	N/A	4
V6 3.8L 230 CID		L	1085 <sup>53</sup>	21085 <sup>70</sup>	41085	2389	22389	4864	224864	N/A	4

## H100

L4 2.4L 2389CC (Mex.)			1334 <sup>53</sup>	21334 <sup>70</sup>	41334			N/A	N/A	N/A	
L4 2.5L 2500cc Turbo Diesel (Mex.)			1334 <sup>53</sup>	21334 <sup>70</sup>	41334			N/A	N/A	N/A	

## INTREPID

V6 2.7L 167 CID	EER	R	1085 <sup>53</sup>	21085 <sup>70</sup>	41085	6472	26472	N/R	N/R	N/R	
V6 3.5L 215 CID		M,G	1085 <sup>53</sup>	21085 <sup>70</sup>	41085	6472	26472	N/R	N/R	N/R	
		V	1085 <sup>53</sup>	21085 <sup>70</sup>	41085	6472	26472	N/R	N/R	N/R	

## NEON

L4 2.0L 1996cc	ECF	C	1348 <sup>53</sup>	21348 <sup>70</sup>	41348	2384	22384	N/R	N/R	N/R	
	ECF	F	1348 <sup>53</sup>	21348 <sup>70</sup>	41348	2384	22384	N/R	N/R	N/R	
L4 2.4L 2429cc		S	1516 <sup>53</sup>	21516 <sup>70</sup>	41516	2384	22384	N/R	N/R	N/R	

## PICKUP RAM SERIES (UP TO 5500 SERIES)

L6 5.9L 359 CID Turbo Diesel		6	7620 <sup>53</sup>	27620 <sup>70</sup>	47620	2846 <sup>258</sup> 9946 <sup>258</sup> 9946FR <sup>360</sup>	22846 <sup>258</sup> N/A <sup>258</sup> N/A <sup>360</sup>	N/R	N/R	N/R	
			7620 <sup>53</sup>	27620 <sup>70</sup>	47620	2846 9946 9946FR <sup>360</sup>	22846 N/A N/A <sup>360</sup>	N/R	N/R	N/R	
V6 3.7L 226 CID			1516 <sup>53</sup>	21516 <sup>70</sup>	41516	2725 <sup>155</sup> 2725FR <sup>360</sup>	22725 <sup>155</sup> N/A <sup>360</sup>	N/R	N/R	N/R	
V8 4.7L 285 CID		N	1085 <sup>53</sup>	21085 <sup>70</sup>	41085	2725 2725FR <sup>360</sup>	22725 N/A <sup>360</sup>	N/R	N/R	N/R	
V8 4.7L 287 CID Flex		P	1085 <sup>53</sup>	21085 <sup>70</sup>	41085	2725 <sup>155</sup> 2725FR <sup>360</sup>	22725 <sup>155</sup> N/A <sup>360</sup>	N/R	N/R	N/R	
V8 5.7L 345 CID			1085 <sup>53</sup>	21085 <sup>70</sup>	41085	2725 <sup>155</sup> 2725FR <sup>360</sup>	22725 <sup>155</sup> N/A <sup>360</sup>	N/R	N/R	N/R	

## RAM 2500

V8 5.7L 345 CID (Mex.)	EZH	T	1085 <sup>53</sup>	21085 <sup>70</sup>	41085	2725 2725FR <sup>360</sup>	22725 N/A <sup>360</sup>	N/A	N/A	N/A	
------------------------	-----	---	--------------------	---------------------	-------	-------------------------------	-----------------------------	-----	-----	-----	--

## RAM SRT-10 PICKUP

V10 8.3L 8275cc 505 CID		H	1085 <sup>53</sup>	21085 <sup>70</sup>	41085	N/A	N/A	N/R	N/R	N/R	
		H	1085 <sup>53</sup>	21085 <sup>70</sup>	41085	N/A <sup>61</sup>	N/A <sup>61</sup>	N/R	N/R	N/R	
V10 8.3L 8275cc 505 CID (Mex.)		H	1085 <sup>53</sup>	21085 <sup>70</sup>	41085	N/A	N/A	N/R	N/R	N/R	

## SPRINTER VAN

L5 2.7L 2687cc 165 CID Turbo Diesel		4	7038	27038	N/A	2351	N/A	9262	N/A	N/A	1
-------------------------------------	--	---	------	-------	-----	------	-----	------	-----	-----	---

N/A = Not Available N/R = Not Required N/S = Not Servicable For cabin air locator chart, see pages 5-12 See pages 13-16 for footnotes

1) ProSelect - Normal Driving - Traditional Change Intervals 2) NAPA Gold - Severe Driving - OE Recommended intervals 3) NAPA Platinum - Harsh Driving - OE Recommend Intervals

N/A = Non disponible N/R = Non nécessaire N/S = Non réparable Voir le tableau des filtres et d'habitacle aux pages 5-12 Voir pages 13-16 pour des notes

1) NAPA ProSelect et Argent - Conduite normale - Intervalles normaux de remplacement 2) NAPA Or - Conduite difficile - Intervalles recommandés par FEO 3) NAPA Platine - Conduite très difficile - Intervalles recommandés par FEO

N/A = No disponible N/R = No requerido N/S = No Servicable Para el aire de la cabina y tabla de localización de filtro, consulte las páginas 5-12 Ver las páginas 13-16 para las notas al pie de página

1) NAPA ProSelect y Plata - Manejo normal - Intervalos normales de cambio 2) NAPA Oro - Manejo difícil - Intervalos recomendados por el OEM 3) NAPA Platino - Manejo muy difícil - Intervalos recomendados por el OEM

Italicized Part Numbers May Not Be Available.

Las piezas con números en *italicas* pueden no estar disponibles.  
Les numéros de pièce en *italiques* peuvent ne pas être disponibles.



Pass Car Light Truck - Oil - Air - Cabin

DODGE (ALSO SEE RAM) 2004-2003

Year/Año/Année Model/Modelo/Modèle Engine/Motor/Moteur	Eng. Code Código de motor Code moteur	VIN NIV NIV									Loc. Cabin Air Cabina Aire Cabine Air
			GOLD Oil Aceite Huile	ProSelect Oil Aceite Huile	Platinum Oil Aceite Huile	GOLD Air Aire Air	ProSelect Air Aire Air	GOLD Cabin Air Cabina Aire Cabine Air	ProSelect Cabin Air Cabina Aire Cabine Air	Platinum Cabin Air Cabina Aire Cabine Air	

DODGE (ALSO SEE RAM) (Cont'd/Suite)

**2004** (Cont'd/Suite)

**STRATUS**

L4 2.0L 2000cc (Mex.)			1348 <sup>53</sup>	21348 <sup>70</sup>	41348	6425	26425	N/A	N/A	N/A	
L4 2.4L 2351cc SOHC		G	1356	21356 <sup>70</sup>	41356	6028	26028	N/R	N/R	N/R	
L4 2.4L 2429cc DOHC		X,J	1348 <sup>53</sup>	21348 <sup>70</sup>	41348	6677	26677	N/R	N/R	N/R	
V6 2.7L 167 CID	EER	R,T	1085 <sup>53</sup>	21085 <sup>70</sup>	41085	6677	26677	N/R	N/R	N/R	
V6 3.0L 181 CID SOHC		H	7092	27092 <sup>70</sup>	N/A	6028	26028	N/R	N/R	N/R	

**SX**

L4 2.0L 1996cc	ECF	C,F	1348 <sup>53</sup>	21348 <sup>70</sup>	41348	2384	22384	N/A	N/A	N/A	
----------------	-----	-----	--------------------	---------------------	-------	------	-------	-----	-----	-----	--

**VERNA**

L4 1.5L 91 CID (Mex.)			1334 <sup>53</sup>	21334 <sup>70</sup>	41334	6674	26674	N/A	N/A	N/A	
L4 1.6L 98 CID (Mex.)			1334 <sup>53</sup>	21334 <sup>70</sup>	41334	6674	26674	N/A	N/A	N/A	

**VIPER SRT-10**

V10 8.3L 505 CID	EWC	Z	1085 <sup>53</sup>	21085 <sup>70</sup>	41085	N/A	N/A	N/R	N/R	N/R	
------------------	-----	---	--------------------	---------------------	-------	-----	-----	-----	-----	-----	--

**2003**

**ATOS**

L4 1.0L 1000cc (Mex.)			1358 <sup>53</sup>	21358 <sup>70</sup>	41358	N/A	N/A	N/A	N/A	N/A	
-----------------------	--	--	--------------------	---------------------	-------	-----	-----	-----	-----	-----	--

**CARAVAN**

L4 2.4L 2429cc 148 CID		B	1348 <sup>53</sup>	21348 <sup>70</sup>	41348	2389	22389	4864	224864	N/A	4
V6 3.3L 3301cc 201 CID			1085 <sup>53</sup>	21085 <sup>70</sup>	41085	2389	22389	4864	224864	N/A	3
V6 3.3L 3301cc 201 CID Flex		3	1085 <sup>53</sup>	21085 <sup>70</sup>	41085	2389	22389	4864	224864	N/A	4

**DAKOTA**

V6 3.9L 3906cc 239 CID		X	1085 <sup>53</sup>	21085 <sup>70</sup>	41085	6077	26077	N/R	N/R	N/R	
V8 4.7L 285 CID	EVE	N	1085 <sup>53</sup>	21085 <sup>70</sup>	41085	6077	26077	N/R	N/R	N/R	
V8 5.9L 360 CID		Z	1085 <sup>53</sup>	21085 <sup>70</sup>	41085	6077	26077	N/R	N/R	N/R	

**DURANGO**

V8 4.7L OCC 285CID		N	1085 <sup>53</sup>	21085 <sup>70</sup>	41085	6077	26077	N/R	N/R	N/R	
V8 5.9L 360 CID		Z	1085 <sup>53</sup>	21085 <sup>70</sup>	41085	6077	26077	N/R	N/R	N/R	

**GRAND CARAVAN**

V6 3.3L 3301cc 201 CID		R	1085 <sup>53</sup>	21085 <sup>70</sup>	41085	2389	22389	4864	224864	N/A	4
V6 3.3L 3301cc 201 CID Flex		3	1085 <sup>53</sup>	21085 <sup>70</sup>	41085	2389	22389	4864	224864	N/A	4
V6 3.8L 230 CID		L	1085 <sup>53</sup>	21085 <sup>70</sup>	41085	2389	22389	4864	224864	N/A	4

**H100**

L4 2.4L 2389CC (Mex.)			1334 <sup>53</sup>	21334 <sup>70</sup>	41334			N/A	N/A	N/A	
L4 2.5L 2500cc Turbo Diesel (Mex.)			1334 <sup>53</sup>	21334 <sup>70</sup>	41334			N/A	N/A	N/A	

**INTREPID**

V6 2.7L 167 CID	EER	R	1085 <sup>53</sup>	21085 <sup>70</sup>	41085	6472	26472	N/R	N/R	N/R	
V6 3.5L 215 CID		M,G	1085 <sup>53</sup>	21085 <sup>70</sup>	41085	6472	26472	N/R	N/R	N/R	
		V	1085 <sup>53</sup>	21085 <sup>70</sup>	41085	6472	26472	N/R	N/R	N/R	

**NEON**

L4 2.0L 1996cc	ECF	C	1348 <sup>53</sup>	21348 <sup>70</sup>	41348	2384	22384	N/R	N/R	N/R	
	ECF	F	1348 <sup>53</sup>	21348 <sup>70</sup>	41348	2384	22384	N/R	N/R	N/R	

**NEON SRT4**

L4 2.4L 2429cc		S	1516 <sup>53</sup>	21516 <sup>70</sup>	41516	2384	22384	N/R	N/R	N/R	
----------------	--	---	--------------------	---------------------	-------	------	-------	-----	-----	-----	--

**PICKUP RAM SERIES (UP TO 5500 SERIES)**

L6 5.9L 359 CID Turbo Diesel			7620 <sup>53</sup>	27620 <sup>70</sup>	47620	2846 <sup>258</sup> 9946 <sup>259</sup> 9946FR <sup>360</sup>	22846 <sup>258</sup> N/A <sup>259</sup> N/A <sup>360</sup>	N/R	N/R	N/R	
		6	7620 <sup>53</sup>	27620 <sup>70</sup>	47620	2846 9946 9946FR <sup>360</sup>	22846 N/A N/A <sup>360</sup>	N/R	N/R	N/R	

N/A = Not Available N/R = Not Required N/S = Not Servicable For cabin air locator chart, see pages 5-12 See pages 13-16 for footnotes

1) ProSelect - Normal Driving - Traditional Change Intervals 2) NAPA Gold - Severe Driving - OE Recommended intervals 3) NAPA Platinum - Harsh Driving - OE Recommend Intervals

N/A = Non disponible N/R = Non nécessaire N/S = Non réparable Voir le tableau des filtres et d'habitacle aux pages 5-12 Voir pages 13-16 pour des notes

1) NAPA ProSelect et Argent - Conduite normale - Intervalles normaux de remplacement 2) NAPA Or - Conduite difficile - Intervalles recommandés par FEO 3) NAPA Platine - Conduite très difficile - Intervalles recommandés par FEO

N/A = No disponible N/R = No requerido N/S = No Servicable Para el aire de la cabina y tabla de localización de filtro, consulte las páginas 5-12 Ver las páginas 13-16 para las notas al pie de página

1) NAPA ProSelect y Plata - Manejo normal - Intervalos normales de cambio 2) NAPA Oro - Manejo difícil - Intervalos recomendados por el OEM 3) NAPA Platino - Manejo muy difícil - Intervalos recomendados por el OEM

*Italicized Part Numbers May Not Be Available.*

Las piezas con números en *italicas* pueden no estar disponibles.

Les numéros de pièce en *italiques* peuvent ne pas être disponibles.

P  
a  
s  
s  
C  
a  
r  
L  
i  
g  
h  
t  
T  
r  
u  
c  
k  
O  
i  
l  
-  
A  
i  
r  
-  
C  
a  
b  
i  
n



DODGE (ALSO SEE RAM) 2003-2002

Pass Car Light Truck - Oil - Air - Cabin

Year/Año/Année Model/Modelo/Modele Engine/Motor/Moteur	Eng. Code Código de motor Code moteur	VIN NIV NIV	GOLD Oil Aceite Huile	ProSelect Oil Aceite Huile	Platinum Oil Aceite Huile	GOLD Air Aire Air	ProSelect Air Aire Air	GOLD Cabin Air Cabina Aire Cabine Air	ProSelect Cabin Air Cabina Aire Cabine Air	Platinum Cabin Air Cabina Aire Cabine Air	Loc. Cabin Air Cabina Aire Cabine Air
--	---	-------------------	--------------------------------	-------------------------------------	------------------------------------	----------------------------	---------------------------------	--	---	--	--

DODGE (ALSO SEE RAM) (Cont'd/Suite)

**2003** (Cont'd/Suite)

PICKUP RAM SERIES (UP TO 5500 SERIES) (Cont'd/Suite)

V10 8.0L 7990cc 488 CID			1085 <sup>53</sup>	21085 <sup>70</sup>	41085	2725 <sup>155</sup> 2725FR <sup>260</sup>	22725 <sup>155</sup> N/A <sup>360</sup>	N/R	N/R	N/R	
V6 3.7L 226 CID			1516 <sup>53</sup>	21516 <sup>70</sup>	41516	2725 <sup>155</sup> 2725FR <sup>260</sup>	22725 <sup>155</sup> N/A <sup>360</sup>	N/R	N/R	N/R	
V8 4.7L 0CC 285CID		N	1085 <sup>53</sup>	21085 <sup>70</sup>	41085	2725 <sup>155</sup> 2725FR <sup>260</sup>	22725 <sup>155</sup> N/A <sup>360</sup>	N/R	N/R	N/R	
V8 5.7L 345 CID			1085 <sup>53</sup>	21085 <sup>70</sup>	41085	2725 <sup>155</sup> 2725FR <sup>260</sup>	22725 <sup>155</sup> N/A <sup>360</sup>	N/R	N/R	N/R	
V8 5.9L 360 CID		Z	1085 <sup>53</sup>	21085 <sup>70</sup>	41085	2725 <sup>155</sup> 2725FR <sup>260</sup>	22725 <sup>155</sup> N/A <sup>360</sup>	N/R	N/R	N/R	

RAM 2500

V8 5.7L 345 CID (Mex.)	EZH	T	1085 <sup>53</sup>	21085 <sup>70</sup>	41085	2725 2725FR <sup>260</sup>	22725 N/A <sup>360</sup>	N/A	N/A	N/A	
------------------------	-----	---	--------------------	---------------------	-------	-------------------------------	-----------------------------	-----	-----	-----	--

RAM VAN & WAGON (UP TO 3500 SERIES)

V6 3.9L 3906cc 239 CID		X	1085 <sup>53</sup>	21085 <sup>70</sup>	41085	2020	22020	N/R	N/R	N/R	
V8 5.2L 5211cc 318 CID		Y	1085 <sup>53</sup>	21085 <sup>70</sup>	41085	2020	22020	N/R	N/R	N/R	
V8 5.2L 5211cc 318 CID CNG		T	1085 <sup>53</sup>	21085 <sup>70</sup>	41085	2020	22020	N/R	N/R	N/R	
V8 5.9L 360 CID		Z	1085 <sup>53</sup>	21085 <sup>70</sup>	41085	2020	22020	N/R	N/R	N/R	

SPRINTER VAN

L5 2.7L 2687cc 165 CID Turbo Diesel		1,2	7038	27038	N/A	2351	N/A	N/R	N/R	N/R	
-------------------------------------	--	-----	------	-------	-----	------	-----	-----	-----	-----	--

STRATUS

L4 2.0L 2000cc (Mex.)			1348 <sup>53</sup>	21348 <sup>70</sup>	41348	6425	26425	N/A	N/A	N/A	
L4 2.4L 2351cc SOHC		G	1356	21356 <sup>70</sup>	41356	6028	26028	N/R	N/R	N/R	
L4 2.4L 2429cc DOHC		X	1348 <sup>53</sup>	21348 <sup>70</sup>	41348	6677	26677	N/R	N/R	N/R	
V6 2.7L 167 CID	EER	R,T	1085 <sup>53</sup>	21085 <sup>70</sup>	41085	6677	26677	N/R	N/R	N/R	
V6 3.0L 181 CID SOHC		H	7092	27092	N/A	6028	26028	N/R	N/R	N/R	

SX

L4 2.0L 1996cc	ECF	C,F	1348 <sup>53</sup>	21348 <sup>70</sup>	41348	2384	22384	N/A	N/A	N/A	
----------------	-----	-----	--------------------	---------------------	-------	------	-------	-----	-----	-----	--

VIPER SRT-10

V10 8.3L 505 CID	EWC	Z	1085 <sup>53</sup>	21085 <sup>70</sup>	41085	N/A	N/A	N/R	N/R	N/R	
------------------	-----	---	--------------------	---------------------	-------	-----	-----	-----	-----	-----	--

**2002**

ATOS

L4 1.0L 1000cc (Mex.)			1358 <sup>53</sup>	21358 <sup>70</sup>	41358	N/A	N/A	N/A	N/A	N/A	
-----------------------	--	--	--------------------	---------------------	-------	-----	-----	-----	-----	-----	--

CARAVAN

L4 2.4L 2429cc 148 CID		B	1348 <sup>53</sup>	21348 <sup>70</sup>	41348	2389	22389	4864	224864	N/A	4
V6 3.3L 3301cc 201 CID			1085 <sup>53</sup>	21085 <sup>70</sup>	41085	2389	22389	4864	224864	N/A	3
V6 3.3L 3301cc 201 CID Flex		3	1085 <sup>53</sup>	21085 <sup>70</sup>	41085	2389	22389	4864	224864	N/A	4

DAKOTA

L4 2.5L 2507cc 153 CID		P	1085 <sup>53</sup>	21085 <sup>70</sup>	41085	6077	26077	N/R	N/R	N/R	
V6 3.9L 3906cc 239 CID		X	1085 <sup>53</sup>	21085 <sup>70</sup>	41085	6077	26077	N/R	N/R	N/R	
V8 4.7L 287 CID	EVE	N	1085 <sup>53</sup>	21085 <sup>70</sup>	41085	6077	26077	N/R	N/R	N/R	
V8 5.9L 360 CID		Z	1085 <sup>53</sup>	21085 <sup>70</sup>	41085	6077	26077	N/R	N/R	N/R	

DURANGO

V8 4.7L 0CC 285CID		N	1085 <sup>53</sup>	21085 <sup>70</sup>	41085	6077	26077	N/R	N/R	N/R	
V8 5.9L 360 CID		Z	1085 <sup>53</sup>	21085 <sup>70</sup>	41085	6077	26077	N/R	N/R	N/R	

GRAND CARAVAN

V6 3.3L 3301cc 201 CID		R	1085 <sup>53</sup>	21085 <sup>70</sup>	41085	2389	22389	4864	224864	N/A	4
V6 3.3L 3301cc 201 CID Flex		3	1085 <sup>53</sup>	21085 <sup>70</sup>	41085	2389	22389	4864	224864	N/A	4
V6 3.8L 230 CID		L	1085 <sup>53</sup>	21085 <sup>70</sup>	41085	2389	22389	4864	224864	N/A	4

N/A = Not Available N/R = Not Required N/S = Not Servicable For cabin air locator chart, see pages 5-12 See pages 13-16 for footnotes

1) ProSelect - Normal Driving - Traditional Change Intervals 2) NAPA Gold - Severe Driving - OE Recommended Intervals 3) NAPA Platinum - Harsh Driving - OE Recommend Intervals

N/A = Non disponible N/R = Non nécessaire N/S = Non réparable Voir le tableau des filtres et d'habitacle aux pages 5-12 Voir pages 13-16 pour des notes

1) NAPA ProSelect et Argent - Conduite normale - Intervalles normaux de remplacement 2) NAPA Or - Conduite difficile - Intervalles recommandés par FEO 3) NAPA Platine - Conduite très difficile - Intervalles recommandés par FEO

N/A = No disponible N/R = No requerido N/S = No Servicable Para el aire de la cabina y tabla de localización de filtro, consulte las páginas 5-12 Ver las páginas 13-16 para las notas al pie de página

1) NAPA ProSelect y Plata - Manejo normal - Intervalos normales de cambio 2) NAPA Oro - Manejo difícil - Intervalos recomendados por el OEM 3) NAPA Platino - Manejo muy difícil - Intervalos recomendados por el OEM

*Italicized Part Numbers May Not Be Available.*

Las piezas con números en *italicas* pueden no estar disponibles.  
Les numéros de pièce en *italiques* peuvent ne pas être disponibles.



Pass Car Light Truck - Oil - Air - Cabin

DODGE (ALSO SEE RAM) 2002-2001

Year/Año/Année Model/Modelo/Modele Engine/Motor/Moteur	Eng. Code Código de motor Code moteur	VIN NIV NIV	GOLD Oil Aceite Huile	ProSelect Oil Aceite Huile	Platinum Oil Aceite Huile	GOLD Air Aire Air	ProSelect Air Aire Air	GOLD Cabin Air Cabina Aire Cabine Air	ProSelect Cabin Air Cabina Aire Cabine Air	Platinum Cabin Air Cabina Aire Cabine Air	Loc. Cabin Air Cabina Aire Cabine Air
--	---	-------------------	--------------------------------	-------------------------------------	------------------------------------	----------------------------	---------------------------------	--	---	--	--

DODGE (ALSO SEE RAM) (Cont'd/Suite)

**2002** (Cont'd/Suite)

**INTREPID**

V6 2.7L 167 CID	EER	R	1085 <sup>53</sup>	21085 <sup>70</sup>	41085	6472	26472	N/R	N/R	N/R	
V6 3.5L 215 CID		M,G,V	1085 <sup>53</sup>	21085 <sup>70</sup>	41085	6472	26472	N/R	N/R	N/R	

**NEON**

L4 2.0L 1996cc	ECF	C	1348 <sup>53</sup>	21348 <sup>70</sup>	41348	2384	22384	N/R	N/R	N/R	
	ECF	F	1348 <sup>53</sup>	21348 <sup>70</sup>	41348	2384	22384	N/R	N/R	N/R	

**PICKUP RAM SERIES (UP TO 5500 SERIES)**

L6 5.9L 359 CID Turbo Diesel		6	1607 <sup>53</sup>	27620 <sup>70</sup>	47620	6272	26272	N/R	N/R	N/R	
		7	1607 <sup>53</sup>	27620 <sup>70</sup>	47620	6272	26272	N/R	N/R	N/R	
V10 8.0L 7990cc 488 CID			1085 <sup>53</sup>	21085 <sup>70</sup>	41085	6298	N/A	N/R	N/R	N/R	
V6 3.7L 226 CID			1516 <sup>53</sup>	21516 <sup>70</sup>	41516	2725 <sup>155</sup> 2725FR <sup>360</sup>	22725 <sup>155</sup> N/A <sup>360</sup>	N/R	N/R	N/R	
V8 4.7L 0CC 285CID		N	1085 <sup>53</sup>	21085 <sup>70</sup>	41085	2725 <sup>155</sup> 2725FR <sup>360</sup>	22725 <sup>155</sup> N/A <sup>360</sup>	N/R	N/R	N/R	
V8 5.2L 5211cc 318 CID		Y	1085 <sup>53</sup>	21085 <sup>70</sup>	41085	6077	26077	N/R	N/R	N/R	
V8 5.9L 360 CID			1085 <sup>53</sup>	21085 <sup>70</sup>	41085	2725 <sup>158</sup> 2725FR <sup>158</sup> 6077 <sup>159</sup>	22725 <sup>158</sup> N/A <sup>158</sup> 26077 <sup>159</sup>	N/R	N/R	N/R	
		5,Z	1085 <sup>53</sup>	21085 <sup>70</sup>	41085	2725 <sup>158</sup> 2725FR <sup>158</sup> 6077 <sup>159</sup>	22725 <sup>158</sup> N/A <sup>158</sup> 26077 <sup>159</sup>	N/R	N/R	N/R	

**RAM 1500**

V6 3.9L 239 CID			1085 <sup>53</sup>	21085 <sup>70</sup>	41085	6077	26077	N/A	N/A	N/A	
V6 3.9L 239 CID (Mex.)			1085 <sup>53</sup>	21085 <sup>70</sup>	41085	6077	26077	N/A	N/A	N/A	

**RAM VAN & WAGON (UP TO 3500 SERIES)**

V6 3.9L 3906cc 239 CID		X	1085 <sup>53</sup>	21085 <sup>70</sup>	41085	2020	22020	N/R	N/R	N/R	
V8 5.2L 5211cc 318 CID		Y	1085 <sup>53</sup>	21085 <sup>70</sup>	41085	2020	22020	N/R	N/R	N/R	
V8 5.2L 5211cc 318 CID CNG		T	1085 <sup>53</sup>	21085 <sup>70</sup>	41085	2020	22020	N/R	N/R	N/R	
V8 5.9L 360 CID			1085 <sup>53</sup>	21085 <sup>70</sup>	41085	2020	22020	N/R	N/R	N/R	

**STRATUS**

L4 2.0L 2000cc (Mex.)			1348 <sup>53</sup>	21348 <sup>70</sup>	41348	6425	26425	N/A	N/A	N/A	
L4 2.4L 2351cc SOHC		G	1356	21356 <sup>70</sup>	41356	6028	26028	N/R	N/R	N/R	
L4 2.4L 2429cc DOHC		X	1348 <sup>53</sup>	21348 <sup>70</sup>	41348	6677	26677	N/R	N/R	N/R	
V6 2.7L 167 CID	EER	R	1085 <sup>53</sup>	21085 <sup>70</sup>	41085	6677	26677	N/R	N/R	N/R	
V6 3.0L 181 CID SOHC		H	7092	27092 <sup>70</sup>	N/A	6028	26028	N/R	N/R	N/R	

**VAN - B SERIES (UP TO 3500 SERIES)**

V8 5.9L 360 CID (Mex.)			1085 <sup>53</sup>	21085 <sup>70</sup>	41085	2020	22020	N/A	N/A	N/A	
------------------------	--	--	--------------------	---------------------	-------	------	-------	-----	-----	-----	--

**VIPER**

V10 8.0L 488 CID		E	1085 <sup>53</sup>	21085 <sup>70</sup>	41085	N/A	N/A	N/R	N/R	N/R	
------------------	--	---	--------------------	---------------------	-------	-----	-----	-----	-----	-----	--

**2001**

**ATOS**

L4 1.0L 1000cc (Mex.)			1358 <sup>53</sup>	21358 <sup>70</sup>	41358	N/A	N/A	N/A	N/A	N/A	
-----------------------	--	--	--------------------	---------------------	-------	-----	-----	-----	-----	-----	--

**CARAVAN**

L4 2.4L 2429cc 148 CID		B	1348 <sup>53</sup>	21348 <sup>70</sup>	41348	2389	22389	4864	224864	N/A	4
V6 3.3L 3301cc 201 CID			1085 <sup>53</sup>	21085 <sup>70</sup>	41085	2389	22389	4864	224864	N/A	3
V6 3.3L 3301cc 201 CID Flex			1085 <sup>53</sup>	21085 <sup>70</sup>	41085	2389	22389	4864	224864	N/A	4
	EGM	G	1085 <sup>53</sup>	21085 <sup>70</sup>	41085	2389	22389	4864	224864	N/A	4

**DAKOTA**

L4 2.5L 2507cc 153 CID		P	1085 <sup>53</sup>	21085 <sup>70</sup>	41085	6077	26077	N/R	N/R	N/R	
V6 3.9L 3906cc 239 CID		X	1085 <sup>53</sup>	21085 <sup>70</sup>	41085	6077	26077	N/R	N/R	N/R	
V8 4.7L 287 CID	EVE	N	1085 <sup>53</sup>	21085 <sup>70</sup>	41085	6077	26077	N/R	N/R	N/R	
V8 5.9L 360 CID		Z	1085 <sup>53</sup>	21085 <sup>70</sup>	41085	6077	26077	N/R	N/R	N/R	

N/A = Not Available N/R = Not Required N/S = Not Servicable For cabin air locator chart, see pages 5-12 See pages 13-16 for footnotes

1) ProSelect - Normal Driving - Traditional Change Intervals 2) NAPA Gold - Severe Driving - OE Recommended intervals 3) NAPA Platinum - Harsh Driving - OE Recommend Intervals

N/A = Non disponible N/R = Non nécessaire N/S = Non réparable Voir le tableau des filtres et d'habitacle aux pages 5-12 Voir pages 13-16 pour des notes

1) NAPA ProSelect et Argent - Conduite normale - Intervalles normaux de remplacement 2) NAPA Or - Conduite difficile - Intervalles recommandés par FEO 3) NAPA Platine - Conduite très difficile - Intervalles recommandés par FEO

N/A = No disponible N/R = No requerido N/S = No Servicable Para el aire de la cabina y tabla de localización de filtro, consulte las páginas 5-12 Ver las páginas 13-16 para las notas al pie de página

1) NAPA ProSelect y Plata - Manejo normal - Intervalles normales de cambio 2) NAPA Oro - Manejo difícil - Intervalles recomendados por el OEM 3) NAPA Platino - Manejo muy difícil - Intervalles recomendados por el OEM

*Italicized Part Numbers May Not Be Available.*

Las piezas con números en *italicas* pueden no estar disponibles.

Les numéros de pièce en *italiques* peuvent ne pas être disponibles.

P  
a  
s  
s  
C  
a  
r  
L  
i  
g  
h  
t  
T  
r  
u  
c  
k  
O  
i  
l  
-  
A  
i  
r  
-  
C  
a  
b  
i  
n



Pass Car Light Truck - Oil - Air - Cabin

Year/Año/Année Model/Modelo/Modele Engine/Motor/Moteur	Eng. Code Código de motor Code moteur	VIN NIV NIV	GOLD Oil Aceite Huile	ProSelect Oil Aceite Huile	Platinum Oil Aceite Huile	GOLD Air Aire Air	ProSelect Air Aire Air	GOLD Cabin Air Cabina Aire Cabine Air	ProSelect Cabin Air Cabina Aire Cabine Air	Platinum Cabin Air Cabina Aire Cabine Air	Loc. Cabin Air Cabina Aire Cabine Air
--	---	-------------------	--------------------------------	-------------------------------------	------------------------------------	----------------------------	---------------------------------	--	---	--	--

DODGE (ALSO SEE RAM) (Cont'd/Suite)

**2001** (Cont'd/Suite)

**DURANGO**

V8 4.7L 287 CID	EVE	N	1085 <sup>53</sup>	21085 <sup>70</sup>	41085	6077	26077	N/R	N/R	N/R	
V8 5.9L 360 CID		Z	1085 <sup>53</sup>	21085 <sup>70</sup>	41085	6077	26077	N/R	N/R	N/R	

**GRAND CARAVAN**

V6 3.3L 3301cc 201 CID		R	1085 <sup>53</sup>	21085 <sup>70</sup>	41085	2389	22389	4864	224864	N/A	4
V6 3.3L 3301cc 201 CID Flex		3	1085 <sup>53</sup>	21085 <sup>70</sup>	41085	2389	22389	4864	224864	N/A	4
	EGM	G	1085 <sup>53</sup>	21085 <sup>70</sup>	41085	2389	22389	4864	224864	N/A	4
V6 3.8L 230 CID		L	1085 <sup>53</sup>	21085 <sup>70</sup>	41085	2389	22389	4864	224864	N/A	4

**INTREPID**

V6 2.7L 167 CID		U	1085 <sup>53</sup>	21085 <sup>70</sup>	41085	6472	26472	N/R	N/R	N/R	
	EER	R	1085 <sup>53</sup>	21085 <sup>70</sup>	41085	6472	26472	N/R	N/R	N/R	
V6 3.2L 197 CID		J	1085 <sup>53</sup>	21085 <sup>70</sup>	41085	6472	26472	N/R	N/R	N/R	
V6 3.5L 215 CID		G,V	1085 <sup>53</sup>	21085 <sup>70</sup>	41085	6472	26472	N/R	N/R	N/R	

**NEON**

L4 2.0L 1996cc	ECF	C	1348 <sup>53</sup>	21348 <sup>70</sup>	41348	2384	22384	N/R	N/R	N/R	
	ECF	F	1348 <sup>53</sup>	21348 <sup>70</sup>	41348	2384	22384	N/R	N/R	N/R	

**PICKUP RAM SERIES (UP TO 5500 SERIES)**

L6 5.9L 359 CID Turbo Diesel		6	1607 <sup>53</sup>	27620 <sup>70</sup>	47620	6272	26272	N/R	N/R	N/R	
		7	1607 <sup>53</sup>	27620 <sup>70</sup>	47620	6272	26272	N/R	N/R	N/R	
V10 8.0L 7990cc 488 CID			1085 <sup>53</sup>	21085 <sup>70</sup>	41085	6298	N/A	N/R	N/R	N/R	
V6 3.9L 3906cc 239 CID			1085 <sup>53</sup>	21085 <sup>70</sup>	41085	6077	26077	N/R	N/R	N/R	
V8 5.2L 5211cc 318 CID		Y	1085 <sup>53</sup>	21085 <sup>70</sup>	41085	6077	26077	N/R	N/R	N/R	
V8 5.9L 360 CID			1085 <sup>53</sup>	21085 <sup>70</sup>	41085	6077	26077	N/R	N/R	N/R	

**RAM 2500**

V8 5.2L 5200cc (Mex.)			1085 <sup>53</sup>	21085 <sup>70</sup>	41085	6077	26077	N/A	N/A	N/A	
-----------------------	--	--	--------------------	---------------------	-------	------	-------	-----	-----	-----	--

**RAM VAN & WAGON (UP TO 3500 SERIES)**

V6 3.9L 3906cc 239 CID		X	1085 <sup>53</sup>	21085 <sup>70</sup>	41085	2020	22020	N/R	N/R	N/R	
V8 5.2L 5211cc 318 CID		Y	1085 <sup>53</sup>	21085 <sup>70</sup>	41085	2020	22020	N/R	N/R	N/R	
V8 5.2L 5211cc 318 CID CNG		T	1085 <sup>53</sup>	21085 <sup>70</sup>	41085	2020	22020	N/R	N/R	N/R	
V8 5.9L 360 CID			1085 <sup>53</sup>	21085 <sup>70</sup>	41085	2020	22020	N/R	N/R	N/R	

**STRATUS**

L4 2.0L 2000cc (Mex.)			1348 <sup>53</sup>	21348 <sup>70</sup>	41348	6425	26425	N/A	N/A	N/A	
L4 2.4L 2351cc SOHC		G	1356	21356 <sup>70</sup>	41356	6028	26028	N/R	N/R	N/R	
L4 2.4L 2429cc		X	1348 <sup>53</sup>	21348 <sup>70</sup>	41348	6677	26677	N/R	N/R	N/R	
V6 2.7L 167 CID		U	1085 <sup>53</sup>	21085 <sup>70</sup>	41085	6677	26677	N/R	N/R	N/R	
V6 3.0L 181 CID SOHC		H	7092	27092 <sup>70</sup>	N/A	6028	26028	N/R	N/R	N/R	

**VAN - B SERIES (UP TO 3500 SERIES)**

V8 5.9L 360 CID (Mex.)			1085 <sup>53</sup>	21085 <sup>70</sup>	41085	2020	22020	N/A	N/A	N/A	
------------------------	--	--	--------------------	---------------------	-------	------	-------	-----	-----	-----	--

**VIPER**

V10 8.0L 488 CID		E	1085 <sup>53</sup>	21085 <sup>70</sup>	41085	N/A	N/A	N/R	N/R	N/R	
------------------	--	---	--------------------	---------------------	-------	-----	-----	-----	-----	-----	--

**FIAT**

**2023**

**500X**

L4 1.3L 1300CC 79CID Turbo			100536	N/A	N/A	201154	N/A	230106	2230106	N/A	
----------------------------	--	--	--------	-----	-----	--------	-----	--------	---------	-----	--

**2022**

**124 Spider**

L4 1.4L 1368CC Turbo			7341	27341	N/A	200424	N/A	N/A	N/A	N/A	
----------------------	--	--	------	-------	-----	--------	-----	-----	-----	-----	--

**500L**

L4 1.4L 1368CC 83CID Turbo		H	7341	27341	N/A	200084	N/A	230106	2230106	N/A	
----------------------------	--	---	------	-------	-----	--------	-----	--------	---------	-----	--

N/A = Not Available N/R = Not Required N/S = Not Servicable For cabin air locator chart, see pages 5-12 See pages 13-16 for footnotes

1) ProSelect - Normal Driving - Traditional Change Intervals 2) NAPA Gold - Severe Driving - OE Recommended intervals 3) NAPA Platinum - Harsh Driving - OE Recommend Intervals

N/A = Non disponible N/R = Non nécessaire N/S = Non réparable Voir le tableau des filtres et d'habitacle aux pages 5-12 Voir pages 13-16 pour des notes

1) NAPA ProSelect et Argent - Conduite normale - Intervalles normaux de remplacement 2) NAPA Or - Conduite difficile - Intervalles recommandés par FEO 3) NAPA Platine - Conduite très difficile - Intervalles recommandés par FEO

N/A = No disponible N/R = No requerido N/S = No Servicable Para el aire de la cabina y tabla de localización de filtro, consulte las páginas 5-12 Ver las páginas 13-16 para las notas al pie de página

1) NAPA ProSelect y Plata - Manejo normal - Intervalos normales de cambio 2) NAPA Oro - Manejo difícil - Intervalos recomendados por el OEM 3) NAPA Platino - Manejo muy difícil - Intervalos recomendados por el OEM

*Italicized Part Numbers May Not Be Available.*

Las piezas con números en *italicas* pueden no estar disponibles.  
Les numéros de pièce en *italiques* peuvent ne pas être disponibles.





## Pass Car Light Truck - Oil - Air - Cabin

FIAT 2022-2018

Year/Año/Année Model/Modelo/Modèle Engine/Motor/Moteur	Eng. Code Código de motor Code moteur	VIN NIV NIV	GOLD Oil Aceite Huile	ProSelect Oil Aceite Huile	Platinum Oil Aceite Huile	GOLD Air Aire Air	ProSelect Air Aire Air	GOLD Cabin Air Cabina Aire Cabine Air	ProSelect Cabin Air Cabina Aire Cabine Air	Platinum Cabin Air Cabina Aire Cabine Air	Loc. Cabin Air Cabina Aire Cabine Air
--	---	-------------------	--------------------------------	-------------------------------------	------------------------------------	----------------------------	---------------------------------	--	---	--	--

## FIAT (Cont'd/Suite)

**2022** (Cont'd/Suite)

## 500X

L4 1.3L 1300CC 79CID Turbo			100536	N/A	N/A	201154	N/A	230106	2230106	N/A	
----------------------------	--	--	--------	-----	-----	--------	-----	--------	---------	-----	--

**2021**

## 124 Spider

L4 1.4L 1368CC Turbo			7341	27341	N/A	200424	N/A	N/A	N/A	N/A	
----------------------	--	--	------	-------	-----	--------	-----	-----	-----	-----	--

## 500L

L4 1.4L 1368CC 83CID Turbo		H	7341	27341	N/A	200084	N/A	230106	2230106	N/A	
----------------------------	--	---	------	-------	-----	--------	-----	--------	---------	-----	--

## 500X

L4 1.3L 1300CC 79CID Turbo			100536	N/A	N/A	201154	N/A	230106	2230106	N/A	
----------------------------	--	--	--------	-----	-----	--------	-----	--------	---------	-----	--

**2020**

## 124 Spider

L4 1.4L 1368CC Turbo			7341	27341	N/A	200424	N/A	N/A	N/A	N/A	
----------------------	--	--	------	-------	-----	--------	-----	-----	-----	-----	--

## 500L

L4 1.4L 1368CC 83CID Turbo		H	7341	27341	N/A	200084	N/A	230106	2230106	N/A	
----------------------------	--	---	------	-------	-----	--------	-----	--------	---------	-----	--

## 500X

L4 1.3L 1300CC 79CID Turbo			100536	N/A	N/A	201154	N/A	230106	2230106	N/A	
----------------------------	--	--	--------	-----	-----	--------	-----	--------	---------	-----	--

**2019**

## 124 Spider

L4 1.4L 1368CC 83CID Turbo			7341	27341	N/A	200424	N/A	N/A	N/A	N/A	
----------------------------	--	--	------	-------	-----	--------	-----	-----	-----	-----	--

## 500

L4 1.4L 1368CC 83CID Turbo			7341	27341	N/A	N/A	N/A	4053	224053	N/A	
----------------------------	--	--	------	-------	-----	-----	-----	------	--------	-----	--

## 500 ABARTH

L4 1.4L 1368CC 83CID Turbo		R	7341	27341	N/A	N/A	N/A	4053	224053	N/A	
----------------------------	--	---	------	-------	-----	-----	-----	------	--------	-----	--

## 500 e

Electric 29k Wh 11 hp Electric			N/R	N/R	N/R	N/R	N/R	4053	224053	N/A	
--------------------------------	--	--	-----	-----	-----	-----	-----	------	--------	-----	--

## 500C

L4 1.4L 1368CC 83CID Turbo		R	7341	27341	N/A	N/A	N/A	4053	224053	N/A	
----------------------------	--	---	------	-------	-----	-----	-----	------	--------	-----	--

## 500E

83 kW Electric Motor								4053	224053	N/A	
----------------------	--	--	--	--	--	--	--	------	--------	-----	--

## 500L

L4 1.4L 1368CC 83CID Turbo		H	7341	27341	N/A	200084	N/A	230106	2230106	N/A	
----------------------------	--	---	------	-------	-----	--------	-----	--------	---------	-----	--

## 500X

L4 1.3L 1300CC 79CID Turbo			100536	N/A	N/A	201154	N/A	230106	2230106	N/A	
----------------------------	--	--	--------	-----	-----	--------	-----	--------	---------	-----	--

L4 1.4L 1368CC 83CID Turbo			7341	27341	N/A	200337	2200337	230106	2230106	N/A	
----------------------------	--	--	------	-------	-----	--------	---------	--------	---------	-----	--

L4 2.4L 2360cc 144 CID		T	7060 <sup>53</sup>	27060 <sup>70</sup>	47060	200337	2200337	230106	2230106	N/A	
------------------------	--	---	--------------------	---------------------	-------	--------	---------	--------	---------	-----	--

**2018**

## 124 Spider

L4 1.4L 1368CC Turbo			7341	27341	N/A	200424	N/A	N/A	N/A	N/A	
----------------------	--	--	------	-------	-----	--------	-----	-----	-----	-----	--

## 500

L4 1.4L 1368cc 83 CID		EAB	7341	27341	N/A	9048	N/A	4053	224053	N/A	
-----------------------	--	-----	------	-------	-----	------	-----	------	--------	-----	--

L4 1.4L 1368CC 83CID Turbo			7341	27341	N/A	N/A	N/A	4053	224053	N/A	
----------------------------	--	--	------	-------	-----	-----	-----	------	--------	-----	--

## 500 e

Electric 29k Wh 11 hp Electric			N/R	N/R	N/R	N/R	N/R	4053	224053	N/A	
--------------------------------	--	--	-----	-----	-----	-----	-----	------	--------	-----	--

## 500E

83 kW Electric Motor								4053	224053	N/A	
----------------------	--	--	--	--	--	--	--	------	--------	-----	--

## 500L

L4 1.4L 1368CC 83CID Turbo		H	7341	27341	N/A	200084	N/A	230106	2230106	N/A	
----------------------------	--	---	------	-------	-----	--------	-----	--------	---------	-----	--

N/A = Not Available N/R = Not Required N/S = Not Servicable For cabin air locator chart, see pages 5-12 See pages 13-16 for footnotes

1) ProSelect - Normal Driving - Traditional Change Intervals 2) NAPA Gold - Severe Driving - OE Recommended intervals 3) NAPA Platinum - Harsh Driving - OE Recommend Intervals

N/A = Non disponible N/R = Non nécessaire N/S = Non réparable Voir le tableau des filtres et d'habitacle aux pages 5-12 Voir pages 13-16 pour des notes

1) NAPA ProSelect et Argent - Conduite normale - Intervalles normaux de remplacement 2) NAPA Or - Conduite difficile - Intervalles recommandés par FEO 3) NAPA Platine - Conduite très difficile - Intervalles recommandés par FEO

N/A = No disponible N/R = No requerido N/S = No Servicable Para el aire de la cabina y tabla de localización de filtro, consulte las páginas 5-12 Ver las páginas 13-16 para las notas al pie de página

1) NAPA ProSelect y Plata - Manejo normal - Intervalos normales de cambio 2) NAPA Oro - Manejo difícil - Intervalos recomendados por el OEM 3) NAPA Platino - Manejo muy difícil - Intervalos recomendados por el OEM

*Italicized Part Numbers May Not Be Available.*

Las piezas con números en *italicas* pueden no estar disponibles.

Les numéros de pièce en *italiques* peuvent ne pas être disponibles.

P  
a  
s  
s  
C  
a  
r  
L  
i  
g  
h  
t  
T  
r  
u  
c  
k  
O  
i  
l  
-  
A  
i  
r  
-  
C  
a  
b  
i  
n



FIAT 2018-2016

Pass Car Light Truck - Oil - Air - Cabin

Year/Año/Année Model/Modelo/Modele Engine/Motor/Moteur	Eng. Code Código de motor Code moteur	VIN NIV NIV	GOLD Oil Aceite Huile	ProSelect Oil Aceite Huile	Platinum Oil Aceite Huile	GOLD Air Aire Air	ProSelect Air Aire Air	GOLD Cabin Air Cabina Aire Cabine Air	ProSelect Cabin Air Cabina Aire Cabine Air	Platinum Cabin Air Cabina Aire Cabine Air	Loc. Cabin Air Cabina Aire Cabine Air
--	---	-------------------	--------------------------------	-------------------------------------	------------------------------------	----------------------------	---------------------------------	--	---	--	--

## FIAT (Cont'd/Suite)

## 2018 (Cont'd/Suite)

## 500X

L4 1.4L 1368CC 83CID Turbo			7341	27341	N/A	200337	2200337	230106	2230106	N/A	
L4 2.4L 2360cc 144 CID		T	7060 <sup>FS</sup>	27060 <sup>FO</sup>	47060	200337	2200337	230106	2230106	N/A	

## DUCATO

L4 2.3L 2287cc JTD Turbo Diesel (Mex.)			N/R	N/R	N/R	200266	N/A	N/S	N/S	N/A	
--	--	--	-----	-----	-----	--------	-----	-----	-----	-----	--

## MOBI

L4 1.0L (Mex.)			7356	27356	47356	N/S	N/S	N/S	N/S	N/A	
----------------	--	--	------	-------	-------	-----	-----	-----	-----	-----	--

## 2017

## 124 Spider

L4 1.4L 1368CC Turbo			7341	27341	N/A	200424	N/A	N/A	N/A	N/A	
----------------------	--	--	------	-------	-----	--------	-----	-----	-----	-----	--

## 500

L4 1.4L 1368cc 83 CID	EAB	R	7341	27341	N/A	9048	N/A	4053	224053	N/A	
L4 1.4L 1368CC 83CID Turbo			7341	27341	N/A	200006	N/A	4053	224053	N/A	

## 500 ABARTH

L4 1.4L 1368CC 83CID Turbo		R	7341	27341	N/A	N/A	N/A	4053	224053	N/A	
----------------------------	--	---	------	-------	-----	-----	-----	------	--------	-----	--

## 500 e

Electric 29k Wh 11 hp Electric			N/R	N/R	N/R	N/R	N/R	4053	224053	N/A	
--------------------------------	--	--	-----	-----	-----	-----	-----	------	--------	-----	--

## 500C

L4 1.4L 1368cc 83 CID	EAB	R	7341	27341	N/A	9048	N/A	4053	224053	N/A	
L4 1.4L 1368CC 83CID Turbo		R	7341	27341	N/A	N/A	N/A	4053	224053	N/A	

## 500E

83 kW Electric Motor								4053	224053	N/A	
----------------------	--	--	--	--	--	--	--	------	--------	-----	--

## 500L

L4 1.4L 1368CC 83CID Turbo		H	7341	27341	N/A	200084	N/A	230106	2230106	N/A	
----------------------------	--	---	------	-------	-----	--------	-----	--------	---------	-----	--

## 500X

L4 1.4L 1368CC 83CID Turbo			7341	27341	N/A	200337	2200337	230106	2230106	N/A	
L4 2.4L 2360cc 144 CID		T	7060 <sup>FS</sup>	27060 <sup>FO</sup>	47060	200337	2200337	230106	2230106	N/A	

## DUCATO

L4 2.3L Diesel (Mex.)			N/R	N/R	N/R	200266	N/A	N/S	N/S	N/A	
-----------------------	--	--	-----	-----	-----	--------	-----	-----	-----	-----	--

## MOBI

L4 1.0L (Mex.)			107252	N/A	N/A	N/S	N/S	N/S	N/S	N/A	
----------------	--	--	--------	-----	-----	-----	-----	-----	-----	-----	--

## PALIO

L4 1.6L (Mex.)			N/S	N/S	N/A	N/R	N/R	N/S	N/S	N/A	
----------------	--	--	-----	-----	-----	-----	-----	-----	-----	-----	--

## UNO

L4 1.4L 1438cc (Mex.)			107252	N/A	N/A	N/S	N/S	N/S	N/S	N/A	
-----------------------	--	--	--------	-----	-----	-----	-----	-----	-----	-----	--

## 2016

## 500

L4 1.4L 1368cc 83 CID	EAB	R	7341	27341	N/A	9048 (Naturally Aspirated) 200006 (w/Turbo)	N/A (Naturally Aspirated) N/A (w/Turbo)	4053	224053	N/A	
-----------------------	-----	---	------	-------	-----	--	--	------	--------	-----	--

## 500 e

Electric 29k Wh 11 hp Electric			N/R	N/R	N/R	N/R	N/R	4053	224053	N/A	
--------------------------------	--	--	-----	-----	-----	-----	-----	------	--------	-----	--

## 500C

L4 1.4L 1368cc 83 CID	EAB	R	7341	27341	N/A	9048	N/A	4053	224053	N/A	
L4 1.4L 1368CC 83CID Turbo		R	7341	27341	N/A	N/A	N/A	4053	224053	N/A	

## 500E

83 kW Electric Motor								4053	224053	N/A	
----------------------	--	--	--	--	--	--	--	------	--------	-----	--

N/A = Not Available N/R = Not Required N/S = Not Servicable For cabin air locator chart, see pages 5-12 See pages 13-16 for footnotes

1) ProSelect - Normal Driving - Traditional Change Intervals 2) NAPA Gold - Severe Driving - OE Recommended intervals 3) NAPA Platinum - Harsh Driving - OE Recommend Intervals

N/A = Non disponible N/R = Non nécessaire N/S = Non réparable Voir le tableau des filtres et d'habitacle aux pages 5-12 Voir pages 13-16 pour des notes

1) NAPA ProSelect et Argent - Conduite normale - Intervalles normaux de remplacement 2) NAPA Or - Conduite difficile - Intervalles recommandés par FEO 3) NAPA Platine - Conduite très difficile - Intervalles recommandés par FEO

N/A = No disponible N/R = No requerido N/S = No Servicable Para el aire de la cabina y tabla de localización de filtro, consulte las páginas 5-12 Ver las páginas 13-16 para las notas al pie de página

1) NAPA ProSelect y Plata - Manejo normal - Intervalos normales de cambio 2) NAPA Oro - Manejo difícil - Intervalos recomendados por el OEM 3) NAPA Platino - Manejo muy difícil - Intervalos recomendados por el OEM

*Italicized Part Numbers May Not Be Available.*

Las piezas con números en *italicas* pueden no estar disponibles.  
Les numéros de pièce en *italiques* peuvent ne pas être disponibles.



## Pass Car Light Truck - Oil - Air - Cabin

FIAT 2016-2014

Year/Año/Année Model/Modelo/Modele Engine/Motor/Moteur	Eng. Code Código de motor Code moteur	VIN NIV NIV	GOLD Oil Aceite Huile	ProSelect Oil Aceite Huile	Platinum Oil Aceite Huile	GOLD Air Aire Air	ProSelect Air Aire Air	GOLD Cabin Air Cabina Aire Cabine Air	ProSelect Cabin Air Cabina Aire Cabine Air	Platinum Cabin Air Cabina Aire Cabine Air	Loc. Cabin Air Cabina Aire Cabine Air
--	---	-------------------	--------------------------------	-------------------------------------	------------------------------------	----------------------------	---------------------------------	--	---	--	--

## FIAT (Cont'd/Suite)

**2016** (Cont'd/Suite)

## 500L

L4 1.4L 1368CC 83CID Turbo		H	7341	27341	N/A	200084	N/A	230106	2230106	N/A	
----------------------------	--	---	------	-------	-----	--------	-----	--------	---------	-----	--

## 500X

L4 1.4L 1368CC 83CID Turbo			7341	27341	N/A	200337	2200337	230106	2230106	N/A	
L4 2.4L 2360cc 144 CID		T	7060 <sup>53</sup>	27060 <sup>70</sup>	47060	200337	2200337	230106	2230106	N/A	

## DUCATO

L4 2.3L 2287cc Turbo Diesel (Mex.)			107443	N/A	N/A	200266	N/A	N/A	N/A	N/A	
------------------------------------	--	--	--------	-----	-----	--------	-----	-----	-----	-----	--

## PALIO

L4 1.6L 1598cc (Mex.)			1381	21381	N/A	206340	N/A	239280	N/A	N/A	
-----------------------	--	--	------	-------	-----	--------	-----	--------	-----	-----	--

## UNO

L4 1.4L 1438cc (Mex.)			107252	N/A	N/A	N/S	N/S	N/S	N/S	N/A	
-----------------------	--	--	--------	-----	-----	-----	-----	-----	-----	-----	--

**2015**

## 500

L4 1.4L 1368cc 83 CID	EAB	R	7341	27341	N/A	9048	N/A	4053	224053	N/A	
L4 1.4L 1368CC 83CID Turbo			7341	27341	N/A	200006	N/A	4053	224053	N/A	

## 500 e

Electric 29k Wh 11 hp Electric			N/R	N/R	N/R	N/R	N/R	4053	224053	N/A	
--------------------------------	--	--	-----	-----	-----	-----	-----	------	--------	-----	--

## 500L

L4 1.4L 1368CC 83CID Turbo		H	7341	27341	N/A	200084	N/A	230106	2230106	N/A	
----------------------------	--	---	------	-------	-----	--------	-----	--------	---------	-----	--

## DUCATO

L4 2.3L 2287cc Turbo Diesel (Mex.)			107443	N/A	N/A	200266	N/A	N/A	N/A	N/A	
------------------------------------	--	--	--------	-----	-----	--------	-----	-----	-----	-----	--

## PALIO

L4 1.6L 1598cc (Mex.)			1381	21381	N/A	206340	N/A	239280	N/A	N/A	
-----------------------	--	--	------	-------	-----	--------	-----	--------	-----	-----	--

## PUNTO

L4 1.4L 1368cc (Mex.)			1356	21356	41356	N/A	N/A	N/A	N/A	N/A	
L4 1.4L 1368cc 83 CID Turbo (Mex.)			7341	27341	N/A	N/A	N/A	N/A	N/A	N/A	

## STRADA

L4 1.6L 1580cc (Mex.)			N/A	N/A	N/A	206340	N/A	239242	N/A	N/A	
-----------------------	--	--	-----	-----	-----	--------	-----	--------	-----	-----	--

## UNO

L4 1.4L 1438cc (Mex.)			107252	N/A	N/A	N/S	N/S	N/S	N/S	N/A	
-----------------------	--	--	--------	-----	-----	-----	-----	-----	-----	-----	--

**2014**

## 500

L4 1.4L 1368cc 83 CID	EAB	R	7341	27341	N/A	9048	N/A	4053	224053	N/A	
L4 1.4L 1368CC 83CID Turbo			7341	27341	N/A	200006	N/A	4053	224053	N/A	

## 500 e

Electric 29k Wh 11 hp Electric			N/R	N/R	N/R	N/R	N/R	4053	224053	N/A	
--------------------------------	--	--	-----	-----	-----	-----	-----	------	--------	-----	--

## 500E

83 kW Electric Motor								4053	224053	N/A	
----------------------	--	--	--	--	--	--	--	------	--------	-----	--

## 500L

L4 1.4L 1368CC 83CID Turbo		H	7341	27341	N/A	200084	N/A	230106	2230106	N/A	
----------------------------	--	---	------	-------	-----	--------	-----	--------	---------	-----	--

## DUCATO

L4 2.3L 2287cc Turbo Diesel (Mex.)			107443	N/A	N/A	200266	N/A	N/A	N/A	N/A	
------------------------------------	--	--	--------	-----	-----	--------	-----	-----	-----	-----	--

## PALIO

L4 1.6L 1598cc (Mex.)			1381	21381	N/A	206340	N/A	239280	N/A	N/A	
-----------------------	--	--	------	-------	-----	--------	-----	--------	-----	-----	--

## PUNTO

L4 1.4L 1368cc (Mex.)			1356	21356	41356	N/A	N/A	N/A	N/A	N/A	
L4 1.4L 1368cc 83 CID Turbo (Mex.)			7341	27341	N/A	N/A	N/A	N/A	N/A	N/A	

## UNO

L4 1.4L 1438cc (Mex.)			107252	N/A	N/A	N/S	N/S	N/S	N/S	N/A	
-----------------------	--	--	--------	-----	-----	-----	-----	-----	-----	-----	--

N/A = Not Available N/R = Not Required N/S = Not Servicable For cabin air locator chart, see pages 5-12 See pages 13-16 for footnotes

1) ProSelect - Normal Driving - Traditional Change Intervals 2) NAPA Gold - Severe Driving - OE Recommended intervals 3) NAPA Platinum - Harsh Driving - OE Recommend Intervals

N/A = Non disponible N/R = Non nécessaire N/S = Non réparable Voir le tableau des filtres et d'habitacle aux pages 5-12 Voir pages 13-16 pour des notes

1) NAPA ProSelect et Argent - Conduite normale - Intervalles normaux de remplacement 2) NAPA Or - Conduite difficile - Intervalles recommandés par FEO 3) NAPA Platine - Conduite très difficile - Intervalles recommandés par FEO

N/A = No disponible N/R = No requerido N/S = No Servicable Para el aire de la cabina y tabla de localización de filtro, consulte las páginas 5-12 Ver las páginas 13-16 para las notas al pie de página

1) NAPA ProSelect y Plata - Manejo normal - Intervalos normales de cambio 2) NAPA Oro - Manejo difícil - Intervalos recomendados por el OEM 3) NAPA Platino - Manejo muy difícil - Intervalos recomendados por el OEM

*Italicized Part Numbers May Not Be Available.*

Las piezas con números en *italicas* pueden no estar disponibles.

Les numéros de pièce en *italiques* peuvent ne pas être disponibles.

P  
a  
s  
s  
C  
a  
r  
L  
i  
g  
h  
t  
T  
r  
u  
c  
k  
O  
i  
l  
-  
A  
i  
r  
-  
C  
a  
b  
i  
n



FIAT 2013-2011

Pass Car Light Truck - Oil - Air - Cabin

Year/Año/Année Model/Modelo/Modele Engine/Motor/Moteur	Eng. Code Código de motor Code moteur	VIN NIV NIV	GOLD Oil Aceite Huile	ProSelect Oil Aceite Huile	Platinum Oil Aceite Huile	GOLD Air Aire Air	ProSelect Air Aire Air	GOLD Cabin Air Cabina Aire Cabine Air	ProSelect Cabin Air Cabina Aire Cabine Air	Platinum Cabin Air Cabina Aire Cabine Air	Loc. Cabin Air Cabina Aire Cabine Air
--	---	-------------------	--------------------------------	-------------------------------------	------------------------------------	----------------------------	---------------------------------	--	---	--	--

## FIAT (Cont'd/Suite)

## 2013

500											
L4 1.4L 1368cc 83 CID	EAB	R	7341	27341	N/A	9048	N/A	4053	224053	N/A	
L4 1.4L 1368cc 83 CID Turbo		H	7341	27341	N/A	200006	N/A	4053	224053	N/A	
500E											
83 kW Electric Motor								4053	224053	N/A	
DUCATO											
L4 2.3L 2287cc Turbo Diesel (Mex.)			107443	N/A	N/A	200266	N/A	N/A	N/A	N/A	
PALIO											
L4 1.6L 1598cc (Mex.)			1381	21381	N/A			239280	N/A	N/A	
PUNTO											
L4 1.4L 1368cc (Mex.)			1356	21356	41356	N/A	N/A	N/A	N/A	N/A	
L4 1.4L 1368cc 83 CID Turbo (Mex.)			7341	27341	N/A			N/A	N/A	N/A	

## 2012

500											
L4 1.4L 1368cc 83 CID	EAB	R	7341	27341	N/A	9048	N/A	4053	224053	N/A	
L4 1.4L 1368cc 83 CID Turbo		H	7341	27341	N/A	200006	N/A	4053	224053	N/A	
DUCATO											
L4 2.3L 2287cc JTD Turbo Diesel (Mex.)			107443	N/A	N/A	200266	N/A	N/A	N/A	N/A	
L4 3.0L Diesel (Mex.)						200266	N/A	N/S	N/S	N/A	
DUCATO CARGO VAN L1 H1											
L4 2.3L 2988cc Diesel (Mex.)			1381	21381	N/A			N/A	N/A	N/A	
DUCATO CARGO VAN L4 H2											
L4 2.3L 2988cc Diesel (Mex.)			1381	21381	N/A			N/A	N/A	N/A	
LINEA											
L4 1.4L 1368cc (Mex.)			107252	N/A	N/A	N/A	N/A	239320	N/A	N/A	
L4 1.4L 1368cc 83 CID Turbo (Mex.)			7341	27341	N/A			239320	N/A	N/A	
PALIO											
L4 1.8L 1756cc (Mex.)			7046	N/A	N/A	206340	N/A	N/S	N/S	N/A	
PANDA											
L4 1.2L 1242cc			107252	N/A	N/A			N/A	N/A	N/A	
L4 1.2L 1242cc (Mex.)			107252	N/A	N/A			N/A	N/A	N/A	
PUNTO											
L4 1.4L 1368cc (Mex.)			1356	21356	41356	N/A	N/A	N/A	N/A	N/A	
L4 1.4L 1368cc 83 CID Turbo (Mex.)			7341	27341	N/A			N/A	N/A	N/A	
STRADA											
L4 1.6L 1580cc (Mex.)			1083	N/A	N/A	206340	N/A	239242	N/A	N/A	

## 2011

500											
L4 1.4L 1368cc			1356	21356	41356			N/A	N/A	N/A	
L4 1.4L 1368cc (Mex.)			1356	21356	41356			N/A	N/A	N/A	
DUCATO											
L4 2.3L 2287cc JTD Turbo Diesel (Mex.)			107443	N/A	N/A			N/A	N/A	N/A	
LINEA											
L4 1.4L 1368cc (Mex.)			107252	N/A	N/A	N/A	N/A	239320	N/A	N/A	
L4 1.4L 1368cc 83 CID Turbo (Mex.)			7341	27341	N/A			239320	N/A	N/A	
PALIO											
L4 1.8L 1756cc (Mex.)			7046	N/A	N/A	206340	N/A	N/S	N/S	N/A	

N/A = Not Available N/R = Not Required N/S = Not Servicable For cabin air locator chart, see pages 5-12 See pages 13-16 for footnotes

1) ProSelect - Normal Driving - Traditional Change Intervals 2) NAPA Gold - Severe Driving - OE Recommended intervals 3) NAPA Platinum - Harsh Driving - OE Recommend Intervals

N/A = Non disponible N/R = Non nécessaire N/S = Non réparable Voir le tableau des filtres et d'habitacle aux pages 5-12 Voir pages 13-16 pour des notes

1) NAPA ProSelect et Argent - Conduite normale - Intervalles normaux de remplacement 2) NAPA Or - Conduite difficile - Intervalles recommandés par FEO 3) NAPA Platine - Conduite très difficile - Intervalles recommandés par FEO

N/A = No disponible N/R = No requerido N/S = No Servicable Para el aire de la cabina y tabla de localización de filtro, consulte las páginas 5-12 Ver las páginas 13-16 para las notas al pie de página

1) NAPA ProSelect y Plata - Manejo normal - Intervalles normales de cambio 2) NAPA Oro - Manejo difícil - Intervalles recomendados por el OEM 3) NAPA Platino - Manejo muy difícil - Intervalles recomendados por el OEM

Italicized Part Numbers May Not Be Available.

Las piezas con números en *italicas* pueden no estar disponibles.  
Les numéros de pièce en *italiques* peuvent ne pas être disponibles.



Pass Car Light Truck - Oil - Air - Cabin

FIAT 2011-2009

Year/Año/Année Model/Modelo/Modele Engine/Motor/Moteur	Eng. Code Código de motor Code moteur	VIN NIV NIV	GOLD Oil Aceite Huile	ProSelect Oil Aceite Huile	Platinum Oil Aceite Huile	GOLD Air Aire Air	ProSelect Air Aire Air	GOLD Cabin Air Cabina Aire Cabine Air	ProSelect Cabin Air Cabina Aire Cabine Air	Platinum Cabin Air Cabina Aire Cabine Air	Loc. Cabin Air Cabina Aire Cabine Air
--	---	-------------------	--------------------------------	-------------------------------------	------------------------------------	----------------------------	---------------------------------	--	---	--	--

FIAT (Cont'd/Suite)

**2011** (Cont'd/Suite)

PANDA

L4 1.2L 1242cc			107252	N/A	N/A			N/A	N/A	N/A	
L4 1.2L 1242cc (Mex.)			107252	N/A	N/A			N/A	N/A	N/A	
L4 1.4L 1368cc (Mex.)			1356	21356	41356			N/A	N/A	N/A	

PUNTO

L4 1.4L 1368cc (Mex.)			1356	21356	41356		N/A	N/A	N/A	N/A	
L4 1.4L 1368cc 83 CID Turbo (Mex.)			7341	27341	N/A		N/A	N/A	N/A	N/A	

STRADA

L4 1.2L 1242cc (Mex.)			1356	21356	41356	206340	N/A	239280	N/A	N/A	
L4 1.6L 1580cc (Mex.)			1083	N/A	N/A	206340	N/A	239242	N/A	N/A	

**2010**

500

L4 1.4L 1368cc			1356	21356	41356			N/A	N/A	N/A	
L4 1.4L 1368cc (Mex.)			1356	21356	41356			N/A	N/A	N/A	

DUCATO

L4 2.3L 2287cc Turbo Diesel (Mex.)			107443	N/A	N/A	200266	N/A	N/A	N/A	N/A	
L4 2.3L 2287cc JTD Turbo Diesel (Mex.)			107443	N/A	N/A			N/A	N/A	N/A	

GRANDE PUNTO

L4 1.4L 1368cc			1356	21356	41356	N/A	N/A	N/A	N/A	N/A	
L4 1.4L 1368cc (Mex.)			1356	21356	41356	N/A	N/A	N/A	N/A	N/A	

LINEA

L4 1.4L 1368cc (Mex.)			107252	N/A	N/A	N/A	N/A	239320	N/A	N/A	
L4 1.4L 1368cc 83 CID Turbo (Mex.)			7341	27341	N/A			239320	N/A	N/A	

PALIO

L4 1.8L 1756cc (Mex.)			7046	N/A	N/A	206340	N/A	N/S	N/S	N/A	
-----------------------	--	--	------	-----	-----	--------	-----	-----	-----	-----	--

PANDA

L4 1.2L 1242cc			107252	N/A	N/A			N/A	N/A	N/A	
L4 1.2L 1242cc (Mex.)			107252	N/A	N/A			N/A	N/A	N/A	
L4 1.4L 1368cc (Mex.)			1356	21356	41356			N/A	N/A	N/A	

PUNTO

L4 1.4L 1368cc (Mex.)			1356	21356	41356	N/A	N/A	N/A	N/A	N/A	
L4 1.4L 1368cc 83 CID Turbo (Mex.)			7341	27341	N/A			N/A	N/A	N/A	

STRADA

L4 1.2L 1242cc (Mex.)			1356	21356	41356	206340	N/A	239280	N/A	N/A	
L4 1.6L 1580cc (Mex.)			1083	N/A	N/A	206340	N/A	239242	N/A	N/A	

**2009**

500

L4 1.4L 1368cc			1356	21356	41356			N/A	N/A	N/A	
			7356 <sup>53</sup>	27356 <sup>70</sup>	47356						
L4 1.4L 1368cc (Mex.)			1356	21356	41356			N/A	N/A	N/A	
L4 1.4L 1368cc (Mex.)			7356 <sup>53</sup>	27356 <sup>70</sup>	47356			N/A	N/A	N/A	

IDEA

L4 1.8 L (Mex.)			N/S	N/S	N/A	206340 N/S	N/A N/S	N/A	N/A	N/A	
-----------------	--	--	-----	-----	-----	---------------	------------	-----	-----	-----	--

LINEA

L4 1.4L 1368cc (Mex.)			107252	N/A	N/A	N/A	N/A	239320	N/A	N/A	
L4 1.4L 1368cc 83 CID Turbo (Mex.)			7341	27341	N/A			239320	N/A	N/A	

PALIO

L4 1.8L 1756cc (Mex.)			7046	N/A	N/A	206340	N/A	N/S	N/S	N/A	
-----------------------	--	--	------	-----	-----	--------	-----	-----	-----	-----	--

N/A = Not Available N/R = Not Required N/S = Not Servicable For cabin air locator chart, see pages 5-12 See pages 13-16 for footnotes

1) ProSelect - Normal Driving - Traditional Change Intervals 2) NAPA Gold - Severe Driving - OE Recommended intervals 3) NAPA Platinum - Harsh Driving - OE Recommend Intervals

N/A = Non disponible N/R = Non nécessaire N/S = Non réparable Voir le tableau des filtres et d'habitacle aux pages 5-12 Voir pages 13-16 pour des notes

1) NAPA ProSelect et Argent - Conduite normale - Intervalles normaux de remplacement 2) NAPA Or - Conduite difficile - Intervalles recommandés par FEO 3) NAPA Platine - Conduite très difficile - Intervalles recommandés par FEO

N/A = No disponible N/R = No requerido N/S = No Servicable Para el aire de la cabina y tabla de localización de filtro, consulte las páginas 5-12 Ver las páginas 13-16 para las notas al pie de página

1) NAPA ProSelect y Plata - Manejo normal - Intervalos normales de cambio 2) NAPA Oro - Manejo difícil - Intervalos recomendados por el OEM 3) NAPA Platino - Manejo muy difícil - Intervalos recomendados por el OEM

*Italicized Part Numbers May Not Be Available.*

Las piezas con números en *italicas* pueden no estar disponibles.

Les numéros de pièce en *italiques* peuvent ne pas être disponibles.



FIAT 2009-2007

Pass Car Light Truck - Oil - Air - Cabin

Year/Año/Année Model/Modelo/Modele Engine/Motor/Moteur	Eng. Code Código de motor Code moteur	VIN NIV NIV	GOLD Oil Aceite Huile	ProSelect Oil Aceite Huile	Platinum Oil Aceite Huile	GOLD Air Aire Air	ProSelect Air Aire Air	GOLD Cabin Air Cabina Aire Cabine Air	ProSelect Cabin Air Cabina Aire Cabine Air	Platinum Cabin Air Cabina Aire Cabine Air	Loc. Cabin Air Cabina Aire Cabine Air
--	---	-------------------	--------------------------------	-------------------------------------	------------------------------------	----------------------------	---------------------------------	--	---	--	--

## FIAT (Cont'd/Suite)

**2009** (Cont'd/Suite)

## PANDA

L4 1.2L 1242cc			107252	N/A	N/A			N/A	N/A	N/A	
L4 1.2L 1242cc (Mex.)			107252	N/A	N/A			N/A	N/A	N/A	

## PUNTO

L4 1.4L 1368cc (Mex.)			1356	21356	41356	N/A	N/A	N/A	N/A	N/A	
L4 1.4L 1368cc (Mex.)			1356	21356	41356	N/A	N/A	N/A	N/A	N/A	
L4 1.4L 1368cc 83 CID Turbo (Mex.)			7341	27341	N/A			N/A	N/A	N/A	

**2008**

## 500

L4 1.4L 1368cc (Mex.)			1356	21356	41356			N/A	N/A	N/A	
-----------------------	--	--	------	-------	-------	--	--	-----	-----	-----	--

## DUCATO

L4 2.3L 2287cc JTD Turbo Diesel (Mex.)			107443	N/A	N/A			N/A	N/A	N/A	
--	--	--	--------	-----	-----	--	--	-----	-----	-----	--

## GRANDE PUNTO

L4 1.4L 1368cc			1356	21356	41356	N/A	N/A	N/A	N/A	N/A	
L4 1.4L 1368cc (Mex.)			1356	21356	41356	N/A	N/A	N/A	N/A	N/A	

## IDEA ADVENTURE

L4 1.8L 1796cc (Mex.)			1040 <sup>FS</sup>	21040 <sup>TO</sup>	41040	206340	N/A	N/A	N/A	N/A	
-----------------------	--	--	--------------------	---------------------	-------	--------	-----	-----	-----	-----	--

## LINEA

L4 1.4L 1368cc (Mex.)			107252	N/A	N/A	N/A	N/A	239320	N/A	N/A	
L4 1.4L 1368CC Turbo (Mex.)			7341	27341	N/A			239320	N/A	N/A	

## PALIO

L4 1.8L 1796cc (Mex.)			1381	21381	N/A	206340	N/A	239242	N/A	N/A	
-----------------------	--	--	------	-------	-----	--------	-----	--------	-----	-----	--

## PALIO ADVENTURE

L4 1.8L 1796cc (Mex.)			1381	21381	N/A	206340	N/A	239242	N/A	N/A	
-----------------------	--	--	------	-------	-----	--------	-----	--------	-----	-----	--

## PANDA

L4 1.2L 1242cc			107252	N/A	N/A			N/A	N/A	N/A	
L4 1.2L 1242cc (Mex.)			107252	N/A	N/A			N/A	N/A	N/A	
L4 1.4L 1368cc (Mex.)			1356	21356	41356			N/A	N/A	N/A	

## PUNTO

L4 1.4L 1368cc (Mex.)			1356	21356	41356	N/A	N/A	N/A	N/A	N/A	
-----------------------	--	--	------	-------	-------	-----	-----	-----	-----	-----	--

## STILO

L5 2.4L 2446cc (Mex.)			N/A	N/A	N/A	N/A	N/A	N/A	N/A	N/A	
-----------------------	--	--	-----	-----	-----	-----	-----	-----	-----	-----	--

## STRADA

L4 1.8L 1796cc (Mex.)			1040 <sup>FS</sup>	21040 <sup>TO</sup>	41040	206340	N/A	N/A	N/A	N/A	
-----------------------	--	--	--------------------	---------------------	-------	--------	-----	-----	-----	-----	--

**2007**

## GRANDE PUNTO

L4 1.4L 1368cc			1356	21356	41356	N/A	N/A	N/A	N/A	N/A	
L4 1.4L 1368cc (Mex.)			1356	21356	41356	N/A	N/A	N/A	N/A	N/A	

## LINEA

L4 1.4L 1368cc (Mex.)			107252	N/A	N/A	N/A	N/A	239320	N/A	N/A	
-----------------------	--	--	--------	-----	-----	-----	-----	--------	-----	-----	--

## PALIO

L4 1.8L 1796cc (Mex.)			1381	21381	N/A	206340	N/A	239242	N/A	N/A	
-----------------------	--	--	------	-------	-----	--------	-----	--------	-----	-----	--

## PALIO ADVENTURE

L4 1.8L 1796cc (Mex.)			1381	21381	N/A	206340	N/A	239242	N/A	N/A	
-----------------------	--	--	------	-------	-----	--------	-----	--------	-----	-----	--

## PANDA

L4 1.2L 1242cc (Mex.)			107252	N/A	N/A			N/A	N/A	N/A	
L4 1.4L 1368cc (Mex.)			1356	21356	41356			N/A	N/A	N/A	

N/A = Not Available N/R = Not Required N/S = Not Servicable For cabin air locator chart, see pages 5-12 See pages 13-16 for footnotes

1) ProSelect - Normal Driving - Traditional Change Intervals 2) NAPA Gold - Severe Driving - OE Recommended intervals 3) NAPA Platinum - Harsh Driving - OE Recommend Intervals

N/A = Non disponible N/R = Non nécessaire N/S = Non réparable Voir le tableau des filtres et d'habitacle aux pages 5-12 Voir pages 13-16 pour des notes

1) NAPA ProSelect et Argent - Conduite normale - Intervalles normaux de remplacement 2) NAPA Or - Conduite difficile - Intervalles recommandés par FEO 3) NAPA Platine - Conduite très difficile - Intervalles recommandés par FEO

N/A = No disponible N/R = No requerido N/S = No Servicable Para el aire de la cabina y tabla de localización de filtro, consulte las páginas 5-12 Ver las páginas 13-16 para las notas al pie de página

1) NAPA ProSelect y Plata - Manejo normal - Intervalos normales de cambio 2) NAPA Oro - Manejo difícil - Intervalos recomendados por el OEM 3) NAPA Platino - Manejo muy difícil - Intervalos recomendados por el OEM

Italicized Part Numbers May Not Be Available.

Las piezas con números en *italicas* pueden no estar disponibles.  
Les numéros de pièce en *italiques* peuvent ne pas être disponibles.





Pass Car Light Truck - Oil - Air - Cabin

FIAT 2007 —  
FORD 2023

Year/Año/Année Model/Modelo/Modele Engine/Motor/Moteur	Eng. Code Código de motor Code moteur	VIN NIV NIV	GOLD Oil Aceite Huile	ProSelect Oil Aceite Huile	Platinum Oil Aceite Huile	GOLD Air Aire Air	ProSelect Air Aire Air	GOLD Cabin Air Cabina Aire Cabine Air	ProSelect Cabin Air Cabina Aire Cabine Air	Platinum Cabin Air Cabina Aire Cabine Air	Loc. Cabin Air Cabina Aire Cabine Air
--	---	-------------------	--------------------------------	-------------------------------------	------------------------------------	----------------------------	---------------------------------	--	---	--	--

FIAT (Cont'd/Suite)

**2007** (Cont'd/Suite)

PUNTO

L4 1.4L 1368cc (Mex.)			1356	21356	41356	N/A	N/A	N/A	N/A	N/A	
-----------------------	--	--	------	-------	-------	-----	-----	-----	-----	-----	--

STILO

L5 2.4L 2446cc (Mex.)			N/A	N/A	N/A	N/A	N/A	N/A	N/A	N/A	
-----------------------	--	--	-----	-----	-----	-----	-----	-----	-----	-----	--

STRADA

L4 1.8L 1796cc (Mex.)			1040 <sup>53</sup>	21040 <sup>70</sup>	41040	206340	N/A	N/A	N/A	N/A	
-----------------------	--	--	--------------------	---------------------	-------	--------	-----	-----	-----	-----	--

**2006**

PALIO

L4 1.8L 1796cc (Mex.)			1381	21381	N/A	206340	N/A	239242	N/A	N/A	
-----------------------	--	--	------	-------	-----	--------	-----	--------	-----	-----	--

PALIO ADVENTURE

L4 1.8L 1796cc (Mex.)			1381	21381	N/A	206340	N/A	239242	N/A	N/A	
-----------------------	--	--	------	-------	-----	--------	-----	--------	-----	-----	--

**2005**

PALIO

L4 1.6L 1596cc (Mex.)			7046	N/A	N/A	206340	N/A	239242	N/A	N/A	
-----------------------	--	--	------	-----	-----	--------	-----	--------	-----	-----	--

L4 1.8L 1796cc (Mex.)			1381	21381	N/A	206340	N/A	239242	N/A	N/A	
-----------------------	--	--	------	-------	-----	--------	-----	--------	-----	-----	--

PALIO ADVENTURE

L4 1.6L 1596cc (Mex.)			7046	N/A	N/A	206340	N/A	239242	N/A	N/A	
-----------------------	--	--	------	-----	-----	--------	-----	--------	-----	-----	--

L4 1.8L 1796cc (Mex.)			1381	21381	N/A	206340	N/A	239242	N/A	N/A	
-----------------------	--	--	------	-------	-----	--------	-----	--------	-----	-----	--

**2004**

PALIO

L4 1.6L 1596cc (Mex.)			7046	N/A	N/A	206340	N/A	239242	N/A	N/A	
-----------------------	--	--	------	-----	-----	--------	-----	--------	-----	-----	--

PALIO ADVENTURE

L4 1.6L 1596cc (Mex.)			7046	N/A	N/A	206340	N/A	239242	N/A	N/A	
-----------------------	--	--	------	-----	-----	--------	-----	--------	-----	-----	--

L4 1.8L 1796cc (Mex.)			1381	21381	N/A	206340	N/A	239242	N/A	N/A	
-----------------------	--	--	------	-------	-----	--------	-----	--------	-----	-----	--

**2003**

PALIO

L4 1.6L 1596cc (Mex.)			7046	N/A	N/A	206340	N/A	239242	N/A	N/A	
-----------------------	--	--	------	-----	-----	--------	-----	--------	-----	-----	--

PALIO ADVENTURE

L4 1.6L 1596cc (Mex.)			7046	N/A	N/A	206340	N/A	239242	N/A	N/A	
-----------------------	--	--	------	-----	-----	--------	-----	--------	-----	-----	--

L4 1.8L 1796cc (Mex.)			1381	21381	N/A	206340	N/A	239242	N/A	N/A	
-----------------------	--	--	------	-------	-----	--------	-----	--------	-----	-----	--

FISKER

**2012**

Karma

4 cyl. 2.0L			7082	27082	47082	9066	N/A	N/A	N/A	N/A	
-------------	--	--	------	-------	-------	------	-----	-----	-----	-----	--

FORD

**2023**

BRONCO

L4 2.3L 2300CC 140CID EcoBoost Turbo	EcoBoost		1348 <sup>53</sup>	21348 <sup>70</sup>	41348	N/A	N/A	230082	N/A	N/A	
--------------------------------------	----------	--	--------------------	---------------------	-------	-----	-----	--------	-----	-----	--

V6 2.7L 164 CID Turbo			100050	2100050	N/A	N/A	N/A	230082	N/A	N/A	
-----------------------	--	--	--------	---------	-----	-----	-----	--------	-----	-----	--

BRONCO RAPTOR

V6 3.0L 3000CC 183CID Turbo			100050	2100050	N/A	N/R	N/R	230082	N/A	N/A	
-----------------------------	--	--	--------	---------	-----	-----	-----	--------	-----	-----	--

Bronco Sport

L3 1.5L 1500CC 92CID Turbo			1348 <sup>53</sup>	21348 <sup>70</sup>	41348	200981	N/A	230019	N/A	4230019	
----------------------------	--	--	--------------------	---------------------	-------	--------	-----	--------	-----	---------	--

L4 2.0L 2000CC 122CID Turbo	GDI I-4		1348 <sup>53</sup>	21348 <sup>70</sup>	41348	200981	N/A	230019	N/A	4230019	
-----------------------------	---------	--	--------------------	---------------------	-------	--------	-----	--------	-----	---------	--

E-350 SUPER DUTY

V8 7.3L 7300CC 445CID			1372 <sup>53</sup>	21372 <sup>70</sup>	41372	200962	N/A	N/S	N/S	N/A	
-----------------------	--	--	--------------------	---------------------	-------	--------	-----	-----	-----	-----	--

N/A = Not Available N/R = Not Required N/S = Not Servicable For cabin air locator chart, see pages 5-12 See pages 13-16 for footnotes

1) ProSelect - Normal Driving - Traditional Change Intervals 2) NAPA Gold - Severe Driving - OE Recommended intervals 3) NAPA Platinum - Harsh Driving - OE Recommend Intervals

N/A = Non disponible N/R = Non nécessaire N/S = Non réparable Voir le tableau des filtres et d'habitacle aux pages 5-12 Voir pages 13-16 pour des notes

1) NAPA ProSelect et Argent - Conduite normale - Intervalles normaux de remplacement 2) NAPA Or - Conduite difficile - Intervalles recommandés par FEO 3) NAPA Platine - Conduite très difficile - Intervalles recommandés par FEO

N/A = No disponible N/R = No requerido N/S = No Servicable Para el aire de la cabina y tabla de localización de filtro, consulte las páginas 5-12 Ver las páginas 13-16 para las notas al pie de página

1) NAPA ProSelect y Plata - Manejo normal - Intervalos normales de cambio 2) NAPA Oro - Manejo difícil - Intervalos recomendados por el OEM 3) NAPA Platino - Manejo muy difícil - Intervalos recomendados por el OEM

*Italicized Part Numbers May Not Be Available.*

Las piezas con números en *italicas* pueden no estar disponibles.

Les numéros de pièce en *italiques* peuvent ne pas être disponibles.

P  
a  
s  
s  
C  
a  
r  
L  
i  
g  
h  
t  
T  
r  
u  
c  
k  
O  
i  
l  
-  
A  
i  
r  
-  
C  
a  
b  
i  
n



FORD 2023

Pass Car Light Truck - Oil - Air - Cabin

Year/Año/Année Model/Modelo/Modele Engine/Motor/Moteur	Eng. Code Código de motor Code moteur	VIN NIV NIV	GOLD Oil Aceite Huile	ProSelect Oil Aceite Huile	Platinum Oil Aceite Huile	GOLD Air Aire Air	ProSelect Air Aire Air	GOLD Cabin Air Cabina Aire Cabine Air	ProSelect Cabin Air Cabina Aire Cabine Air	Platinum Cabin Air Cabina Aire Cabine Air	Loc. Cabin Air Cabina Aire Cabine Air
--	---	-------------------	--------------------------------	-------------------------------------	------------------------------------	----------------------------	---------------------------------	--	---	--	--

FORD (Cont'd/Suite)

**2023** (Cont'd/Suite)

E-450 Super Duty

V8 7.3L 7300CC 445CID			1372 <sup>53</sup>	21372 <sup>70</sup>	41372	200962	N/A	N/S	N/S	N/A	
-----------------------	--	--	--------------------	---------------------	-------	--------	-----	-----	-----	-----	--

EDGE

L4 2.0L 1999cc 122 CID Turbo			1348 <sup>53</sup>	21348 <sup>70</sup>	41348	200048	2200048	230084	2230084	4230084	3
V6 2.7L 164 CID Turbo			100050	2100050	N/A	200048	2200048	230084	2230084	4230084	3

ESCAPE

L3 1.5L 1500CC 92CID Turbo P*			1348 <sup>53</sup>	21348 <sup>70</sup>	41348	200981	N/A	230019	N/A	4230019	
L4 2.0L 1999cc 122 CID Turbo	9		1348 <sup>53</sup>	21348 <sup>70</sup>	41348	200981	N/A	230019	N/A	4230019	1

ESCAPE HYBRID

L4 2.5L 2488cc 152 CID		7	1348 <sup>53</sup>	21348 <sup>70</sup>	41348	201407	N/A	230019	N/A	4230019	1
------------------------	--	---	--------------------	---------------------	-------	--------	-----	--------	-----	---------	---

E-Transit

ELECTRIC			N/S	N/S	N/A	N/S	N/S	N/A	N/A	N/A	
----------	--	--	-----	-----	-----	-----	-----	-----	-----	-----	--

EXPEDITION

V6 3.5L 3496cc 213 CID Turbo			7502 <sup>53</sup>	27502 <sup>70</sup>	47502	9883	29883	230653 <sup>78</sup> 230266 <sup>79</sup>	N/A <sup>78</sup> 2230266 <sup>79</sup>	N/A <sup>78</sup> 4230266 <sup>79</sup>	
------------------------------	--	--	--------------------	---------------------	-------	------	-------	--	--	--	--

EXPLORER

L4 2.3L 2300CC 140CID EcoBoost Turbo	EcoBoost		1348 <sup>53</sup>	21348 <sup>70</sup>	41348	6935	26935	230019	N/A	4230019	
V6 3.0L 3000CC 183CID Turbo			100050	2100050	N/A	6935	26935	230019	N/A	4230019	
V6 3.3L 3300CC 201CID			7502 <sup>53</sup>	27502 <sup>70</sup>	47502	200910	N/A	230019	N/A	4230019	

EXPLORER HYBRID

V6 3.3L 3300CC 201CID			7502 <sup>53</sup>	27502 <sup>70</sup>	47502	200910	N/A	230019	N/A	4230019	
-----------------------	--	--	--------------------	---------------------	-------	--------	-----	--------	-----	---------	--

F-150 Lightning

ELECTRIC			N/S	N/S	N/A	N/S	N/S	230266	2230266	4230266	
----------	--	--	-----	-----	-----	-----	-----	--------	---------	---------	--

MAVERICK

L4 2.0L 2000CC 122CID Turbo	EcoBoost		1348 <sup>53</sup>	21348 <sup>70</sup>	41348	200981	N/A	230019	N/A	4230019	
-----------------------------	----------	--	--------------------	---------------------	-------	--------	-----	--------	-----	---------	--

MAVERICK Hybrid

L4 2.5L 2500CC 153CID	DURATEC iVCT		1348 <sup>53</sup>	21348 <sup>70</sup>	41348	201407	N/A	230019	N/A	4230019	
-----------------------	--------------	--	--------------------	---------------------	-------	--------	-----	--------	-----	---------	--

MUSTANG

L4 2.3L 140 CID Turbo	99H		1348 <sup>53</sup>	21348 <sup>70</sup>	41348	200315	2200315	230195	2230195	N/A	
V8 5.0L 4951cc 302 CID	99F		7502 <sup>53</sup>	27502 <sup>70</sup>	47502	200315 <sup>155</sup> 200429 <sup>155</sup>	2200315 <sup>155</sup> N/A <sup>155</sup>	230195	2230195	N/A	

Mustang Mach-E

ELECTRIC			N/S	N/S	N/A	N/S	N/S	230019	N/A	4230019	
----------	--	--	-----	-----	-----	-----	-----	--------	-----	---------	--

MUSTANG SHELBY GT500

V8 5.2L 5200CC 317CID Super Charged			N/A	N/A	N/A	200429	N/A	230195	2230195	N/A	
-------------------------------------	--	--	-----	-----	-----	--------	-----	--------	---------	-----	--

PICKUP F150 ALL

V6 2.7L 164 CID Turbo			100050	2100050	N/A	9883 9883 <sup>155</sup>	29883 29883 <sup>155</sup>	230653 <sup>78</sup> 230266 <sup>79</sup>	N/A <sup>78</sup> 2230266 <sup>79</sup>	N/A <sup>78</sup> 4230266 <sup>79</sup>	
V6 3.0L 3000CC 183CID(Turbo Diesel HP250 Ford)			107490	N/A	N/A	9883	29883	230653 <sup>78</sup> 230266 <sup>79</sup>	N/A <sup>78</sup> 2230266 <sup>79</sup>	N/A <sup>78</sup> 4230266 <sup>79</sup>	
V6 3.3L 3343CC 204CID			7502 <sup>53</sup>	27502 <sup>70</sup>	47502	9883	29883	230653 <sup>78</sup> 230266 <sup>79</sup>	N/A <sup>78</sup> 2230266 <sup>79</sup>	N/A <sup>78</sup> 4230266 <sup>79</sup>	
V6 3.5L 3496CC 213CID Turbo			7502 <sup>53</sup>	27502 <sup>70</sup>	47502	9883 9883FR	29883 N/A	230653 <sup>78</sup> 230266 <sup>79</sup>	N/A <sup>78</sup> 2230266 <sup>79</sup>	N/A <sup>78</sup> 4230266 <sup>79</sup>	
V8 5.0L 4951CC 302CID			7502 <sup>53</sup>	27502 <sup>70</sup>	47502	9883	29883	230653 <sup>78</sup> 230266 <sup>79</sup>	N/A <sup>78</sup> 2230266 <sup>79</sup>	N/A <sup>78</sup> 4230266 <sup>79</sup>	

PICKUP F-SERIES SUPER DUTY (UP TO 550 SERIES)

V8 6.2L 6210cc 379 CID Flex			1372 <sup>53</sup>	21372 <sup>70</sup>	41372	200906	N/A	230653 <sup>78</sup> 230266 <sup>79</sup>	N/A <sup>78</sup> 2230266 <sup>79</sup>	N/A <sup>78</sup> 4230266 <sup>79</sup>	
V8 6.7L 6651cc 406 CID Turbo Diesel			7151 <sup>53</sup>	27151 <sup>70</sup>	47151	200905 201053	N/A N/A	230653 <sup>78</sup> 230266 <sup>79</sup>	N/A <sup>78</sup> 2230266 <sup>79</sup>	N/A <sup>78</sup> 4230266 <sup>79</sup>	

N/A = Not Available N/R = Not Required N/S = Not Servicable For cabin air locator chart, see pages 5-12 See pages 13-16 for footnotes

1) ProSelect - Normal Driving - Traditional Change Intervals 2) NAPA Gold - Severe Driving - OE Recommended intervals 3) NAPA Platinum - Harsh Driving - OE Recommend Intervals

N/A = Non disponible N/R = Non nécessaire N/S = Non réparable Voir le tableau des filtres et d'habitacle aux pages 5-12 Voir pages 13-16 pour des notes

1) NAPA ProSelect et Argent - Conduite normale - Intervalles normaux de remplacement 2) NAPA Or - Conduite difficile - Intervalles recommandés par FEO 3) NAPA Platine - Conduite très difficile - Intervalles recommandés par FEO

N/A = No disponible N/R = No requerido N/S = No Servicable Para el aire de la cabina y tabla de localización de filtro, consulte las páginas 5-12 Ver las páginas 13-16 para las notas al pie de página

1) NAPA ProSelect y Plata - Manejo normal - Intervalos normales de cambio 2) NAPA Oro - Manejo difícil - Intervalos recomendados por el OEM 3) NAPA Platino - Manejo muy difícil - Intervalos recomendados por el OEM

*Italicized Part Numbers May Not Be Available.*

Las piezas con números en *italicas* pueden no estar disponibles.  
Les numéros de pièce en *italiques* peuvent ne pas être disponibles.



## Pass Car Light Truck - Oil - Air - Cabin

FORD 2023-2022

Year/Ano/Année Model/Modelo/Modèle Engine/Motor/Moteur	Eng. Code Código de motor Code moteur	VIN NIV NIV	GOLD Oil Aceite Huile	ProSelect Oil Aceite Huile	Platinum Oil Aceite Huile	GOLD Air Aire Air	ProSelect Air Aire Air	GOLD Cabin Air Cabina Aire Cabine Air	ProSelect Cabin Air Cabina Aire Cabine Air	Platinum Cabin Air Cabina Aire Cabine Air	Loc. Cabin Air Cabina Aire Cabine Air
--	---	-------------------	--------------------------------	-------------------------------------	------------------------------------	----------------------------	---------------------------------	--	---	--	--

## FORD (Cont'd/Suite)

2023 (Cont'd/Suite)

## PICKUP F-SERIES SUPER DUTY (UP TO 550 SERIES) (Cont'd/Suite)

V8 7.3L 7300CC 445CID			1372 <sup>53</sup>	21372 <sup>70</sup>	41372	200906	N/A	230653 <sup>78</sup> 230266 <sup>79</sup>	N/A <sup>78</sup> 2230266 <sup>79</sup>	N/A <sup>78</sup> 4230266 <sup>79</sup>	
-----------------------	--	--	--------------------	---------------------	-------	--------	-----	--	--	--	--

## POLICE INTERCEPTOR UTILITY

V6 3.0L 3000CC 183CID Turbo			100050	2100050	N/A	6935	26935	230019	N/A	4230019	
V6 3.3L 3300CC 201CID			7502 <sup>53</sup>	27502 <sup>70</sup>	47502	200910	N/A	230019	N/A	4230019	

## RANGER

L4 2.3L 2300CC 140CID EcoBoost Turbo	EcoBoost		1348 <sup>53</sup>	21348 <sup>70</sup>	41348	200909	2200909	230410	2230410	N/A	
--------------------------------------	----------	--	--------------------	---------------------	-------	--------	---------	--------	---------	-----	--

## TRANSIT CONNECT

L4 2.0L 2000CC 122CID Turbo	GDI I-4		1348 <sup>53</sup>	21348 <sup>70</sup>	41348	200832	N/A	4419 N/A Auxiliary	224419 N/A Auxiliary	4234419 N/A Auxiliary	
L4 2.5L 152CID LPG/CNG/			1348 <sup>53</sup>	21348 <sup>70</sup>	41348	200095	2200095	4419 N/A Auxiliary	224419 N/A Auxiliary	4234419 N/A Auxiliary	1 1

## TRANSIT-150

V6 3.5L 3496cc 213 CID			7502 <sup>53</sup>	27502 <sup>70</sup>	47502	200316	2200316	N/A	N/A	N/A	
V6 3.5L 3496cc 213 CID Turbo	99G	G	7502 <sup>53</sup>	27502 <sup>70</sup>	47502	200316	2200316	N/R	N/R	N/R	

## TRANSIT-250

L4 2.0L 2000CC 122CID Turbo Diesel	TDCi		7502 <sup>53</sup>	27502 <sup>70</sup>	47502	200316	2200316	N/A	N/A	N/A	
V6 3.5L 3496cc 213 CID			7502 <sup>53</sup>	27502 <sup>70</sup>	47502	200316	2200316	N/A	N/A	N/A	
V6 3.5L 3496cc 213 CID Turbo	99G	G	7502 <sup>53</sup>	27502 <sup>70</sup>	47502	200316	2200316	N/R	N/R	N/R	

## TRANSIT-350

L4 2.0L 2000CC 122CID Turbo Diesel	TDCi		7502 <sup>53</sup>	27502 <sup>70</sup>	47502	200316	2200316	N/A	N/A	N/A	
V6 3.5L 3496cc 213 CID			7502 <sup>53</sup>	27502 <sup>70</sup>	47502	200316	2200316	N/A	N/A	N/A	
V6 3.5L 3496cc 213 CID Turbo	99G	G	7502 <sup>53</sup>	27502 <sup>70</sup>	47502	200316	2200316	N/R	N/R	N/R	

2022

## BRONCO

L4 2.3L 2300CC 140CID EcoBoost Turbo	EcoBoost		1348 <sup>53</sup>	21348 <sup>70</sup>	41348	N/A	N/A	230082	N/A	N/A	
V6 2.7L 164 CID Turbo			N/A	N/A	N/A	N/A	N/A	230082	N/A	N/A	

## BRONCO RAPTOR

V6 3.0L 3000CC 183CID Turbo			100050	2100050	N/A	N/R	N/R	230082	N/A	N/A	
-----------------------------	--	--	--------	---------	-----	-----	-----	--------	-----	-----	--

## Bronco Sport

L3 1.5L 1500CC 92CID Turbo			1348 <sup>53</sup>	21348 <sup>70</sup>	41348	200981	N/A	230019	N/A	4230019	
L4 2.0L 2000CC 122CID Turbo	GDI I-4		1348 <sup>53</sup>	21348 <sup>70</sup>	41348	200981	N/A	230019	N/A	4230019	

## E-350 SUPER DUTY

V8 7.3L 7300CC 445CID			1372 <sup>53</sup>	21372 <sup>70</sup>	41372	200962	N/A	N/S	N/S	N/A	
-----------------------	--	--	--------------------	---------------------	-------	--------	-----	-----	-----	-----	--

## E-450 Super Duty

V8 7.3L 7300CC 445CID			1372 <sup>53</sup>	21372 <sup>70</sup>	41372	200962	N/A	N/S	N/S	N/A	
-----------------------	--	--	--------------------	---------------------	-------	--------	-----	-----	-----	-----	--

## ECOSPORT

L4 2.0L 122CID			1348 <sup>53</sup>	21348 <sup>70</sup>	41348	200831	N/A	4619	224619	N/A	3
----------------	--	--	--------------------	---------------------	-------	--------	-----	------	--------	-----	---

## EDGE

L4 2.0L 1999cc 122 CID Turbo			1348 <sup>53</sup>	21348 <sup>70</sup>	41348	200048	2200048	230084	2230084	4230084	3
V6 2.7L 164 CID Turbo			100050	2100050	N/A	200048	2200048	230084	2230084	4230084	3

## ESCAPE

L3 1.5L 1500CC 92CID Turbo P*			1348 <sup>53</sup>	21348 <sup>70</sup>	41348	200981	N/A	230019	N/A	4230019	
L4 2.0L 1999cc 122 CID Turbo		9	1348 <sup>53</sup>	21348 <sup>70</sup>	41348	200981	N/A	230019	N/A	4230019	1

## ESCAPE HYBRID

L4 2.5L 2488cc 152 CID		7	1348 <sup>53</sup>	21348 <sup>70</sup>	41348	201407	N/A	230019	N/A	4230019	1
------------------------	--	---	--------------------	---------------------	-------	--------	-----	--------	-----	---------	---

N/A = Not Available N/R = Not Required N/S = Not Servicable For cabin air locator chart, see pages 5-12 See pages 13-16 for footnotes

1) ProSelect - Normal Driving - Traditional Change Intervals 2) NAPA Gold - Severe Driving - OE Recommended intervals 3) NAPA Platinum - Harsh Driving - OE Recommended Intervals

N/A = Non disponible N/R = Non nécessaire N/S = Non réparable Voir le tableau des filtres et d'habitacle aux pages 5-12 Voir pages 13-16 pour des notes

1) NAPA ProSelect et Argent - Conduite normale - Intervalles normaux de remplacement 2) NAPA Or - Conduite difficile - Intervalles recommandés par FEO 3) NAPA Platine - Conduite très difficile - Intervalles recommandés par FEO

N/A = No disponible N/R = No requerido N/S = No Servicable Para el aire de la cabina y tabla de localización de filtro, consulte las páginas 5-12 Ver las páginas 13-16 para las notas al pie de página

1) NAPA ProSelect y Plata - Manejo normal - Intervalles normales de cambio 2) NAPA Oro - Manejo difícil - Intervalles recomendados por el OEM 3) NAPA Platino - Manejo muy difícil - Intervalles recomendados por el OEM

Italicized Part Numbers May Not Be Available.

Las piezas con números en *italicas* pueden no estar disponibles.Les numéros de pièce en *italiques* peuvent ne pas être disponibles.P  
a  
s  
s  
C  
a  
r  
L  
i  
g  
h  
t  
T  
r  
u  
c  
k  
O  
i  
l  
-  
A  
i  
r  
-  
C  
a  
b  
i  
n



FORD 2022

Pass Car Light Truck - Oil - Air - Cabin

Year/Año/Année Model/Modelo/Modele Engine/Motor/Moteur	Eng. Code Código de motor Code moteur	VIN NIV NIV	GOLD Oil Aceite Huile	ProSelect Oil Aceite Huile	Platinum Oil Aceite Huile	GOLD Air Aire Air	ProSelect Air Aire Air	GOLD Cabin Air Cabina Aire Cabine Air	ProSelect Cabin Air Cabina Aire Cabine Air	Platinum Cabin Air Cabina Aire Cabine Air	Loc. Cabin Air Cabina Aire Cabine Air
--	---	-------------------	--------------------------------	-------------------------------------	------------------------------------	----------------------------	---------------------------------	--	---	--	--

FORD (Cont'd/Suite)

**2022** (Cont'd/Suite)

**EXPEDITION**

V6 3.5L 3496cc 213 CID Turbo			7502 <sup>53</sup>	27502 <sup>70</sup>	47502	9883	29883	230653 <sup>78</sup> 230266 <sup>79</sup>	N/A <sup>78</sup> 2230266 <sup>79</sup>	N/A <sup>78</sup> 4230266 <sup>79</sup>	
------------------------------	--	--	--------------------	---------------------	-------	------	-------	--	--	--	--

**EXPLORER**

L4 2.3L 2300CC 140CID EcoBoost Turbo	EcoBoost		1348 <sup>53</sup>	21348 <sup>70</sup>	41348	6935	26935	230019	N/A	4230019	
V6 3.0L 3000CC 183CID Turbo			100050	2100050	N/A	6935	26935	230019	N/A	4230019	
V6 3.3L 3300CC 201CID			7502 <sup>53</sup>	27502 <sup>70</sup>	47502	200910	N/A	230019	N/A	4230019	

**EXPLORER HYBRID**

V6 3.3L 3300CC 201CID			7502 <sup>53</sup>	27502 <sup>70</sup>	47502	200910	N/A	230019	N/A	4230019	
-----------------------	--	--	--------------------	---------------------	-------	--------	-----	--------	-----	---------	--

**GT**

V6 3.5L 3496CC 213CID Turbo			N/A	N/A	N/A	200048	2200048	4419	224419	4234419	
-----------------------------	--	--	-----	-----	-----	--------	---------	------	--------	---------	--

**MAVERICK**

L4 2.0L 2000CC 122CID Turbo	EcoBoost		1348 <sup>53</sup>	21348 <sup>70</sup>	41348	200981	N/A	230019	N/A	4230019	
-----------------------------	----------	--	--------------------	---------------------	-------	--------	-----	--------	-----	---------	--

**MAVERICK Hybrid**

L4 2.5L 2500CC 153CID	DURATEC iVCT		1348 <sup>53</sup>	21348 <sup>70</sup>	41348	201407	N/A	230019	N/A	4230019	
-----------------------	--------------	--	--------------------	---------------------	-------	--------	-----	--------	-----	---------	--

**MUSTANG**

L4 2.3L 140 CID Turbo	99H		1348 <sup>53</sup>	21348 <sup>70</sup>	41348	200315	2200315	230195	2230195	N/A	
V8 5.0L 4951cc 302 CID	99F		7502 <sup>53</sup>	27502 <sup>70</sup>	47502	200315 <sup>155</sup> 200429 <sup>523</sup>	2200315 <sup>155</sup> N/A <sup>523</sup>	230195	2230195	N/A	

**Mustang Mach-E**

ELECTRIC			N/S	N/S	N/A	N/S	N/S	230019	N/A	4230019	
----------	--	--	-----	-----	-----	-----	-----	--------	-----	---------	--

**MUSTANG SHELBY GT500**

V8 5.2L 5200CC 317CID Super Charged			N/A	N/A	N/A	200429	N/A	230195	2230195	N/A	
-------------------------------------	--	--	-----	-----	-----	--------	-----	--------	---------	-----	--

**PICKUP F150 ALL**

V6 2.7L 164 CID Turbo			100050	2100050	N/A	9883FR <sup>260</sup> 9883 <sup>155</sup>	N/A <sup>260</sup> 29883 <sup>155</sup>	230653 <sup>78</sup> 230266 <sup>79</sup>	N/A <sup>78</sup> 2230266 <sup>79</sup>	N/A <sup>78</sup> 4230266 <sup>79</sup>	
V6 3.0L 3000CC 183CID(Turbo Diesel HP250 Ford)			107490	N/A	N/A	9883	29883	230653 <sup>78</sup> 230266 <sup>79</sup>	N/A <sup>78</sup> 2230266 <sup>79</sup>	N/A <sup>78</sup> 4230266 <sup>79</sup>	
V6 3.3L 3343CC 204CID			7502 <sup>53</sup>	27502 <sup>70</sup>	47502	9883	29883	230653 <sup>78</sup> 230266 <sup>79</sup>	N/A <sup>78</sup> 2230266 <sup>79</sup>	N/A <sup>78</sup> 4230266 <sup>79</sup>	
V6 3.5L 3496CC 213CID Turbo			7502 <sup>53</sup>	27502 <sup>70</sup>	47502	9883 <sup>155</sup> 9883FR <sup>260</sup>	29883 <sup>155</sup> N/A <sup>260</sup>	230653 <sup>78</sup> 230266 <sup>79</sup>	N/A <sup>78</sup> 2230266 <sup>79</sup>	N/A <sup>78</sup> 4230266 <sup>79</sup>	
V8 5.0L 4951CC 302CID			7502 <sup>53</sup>	27502 <sup>70</sup>	47502	9883 <sup>155</sup> 9883FR <sup>260</sup>	29883 <sup>155</sup> N/A <sup>260</sup>	230653 <sup>78</sup> 230266 <sup>79</sup>	N/A <sup>78</sup> 2230266 <sup>79</sup>	N/A <sup>78</sup> 4230266 <sup>79</sup>	

**PICKUP F-SERIES SUPER DUTY (UP TO 550 SERIES)**

V8 6.2L 6210cc 379 CID Flex			1372 <sup>53</sup>	21372 <sup>70</sup>	41372	200906	N/A	230653 <sup>78</sup> 230266 <sup>79</sup>	N/A <sup>78</sup> 2230266 <sup>79</sup>	N/A <sup>78</sup> 4230266 <sup>79</sup>	
V8 6.7L 6651cc 406 CID Turbo Diesel			7151 <sup>53</sup>	27151 <sup>70</sup>	47151	200905 201053	N/A N/A	230653 <sup>78</sup> 230266 <sup>79</sup>	N/A <sup>78</sup> 2230266 <sup>79</sup>	N/A <sup>78</sup> 4230266 <sup>79</sup>	
V8 7.3L 7300CC 445CID			1372 <sup>53</sup>	21372 <sup>70</sup>	41372	200906	N/A	230653 <sup>78</sup> 230266 <sup>79</sup>	N/A <sup>78</sup> 2230266 <sup>79</sup>	N/A <sup>78</sup> 4230266 <sup>79</sup>	

**POLICE INTERCEPTOR UTILITY**

V6 3.0L 3000CC 183CID Turbo			100050	2100050	N/A	6935	26935	230019	N/A	4230019	
V6 3.3L 3300CC 201CID			7502 <sup>53</sup>	27502 <sup>70</sup>	47502	200910	N/A	230019	N/A	4230019	

**RANGER**

L4 2.3L 2300CC 140CID EcoBoost Turbo	EcoBoost		1348	21348	41348	200909	2200909	230410	2230410	N/A	
--------------------------------------	----------	--	------	-------	-------	--------	---------	--------	---------	-----	--

**TRANSIT CONNECT**

L4 2.0L 2000CC 122CID Turbo	GDI-I-4		1348 <sup>53</sup>	21348 <sup>70</sup>	41348	200832	N/A	4419 N/A Auxiliary	224419 N/A Auxiliary	4234419 N/A Auxiliary	
-----------------------------	---------	--	--------------------	---------------------	-------	--------	-----	--------------------------	----------------------------	-----------------------------	--

N/A = Not Available N/R = Not Required N/S = Not Servicable For cabin air locator chart, see pages 5-12 See pages 13-16 for footnotes

1) ProSelect - Normal Driving - Traditional Change Intervals 2) NAPA Gold - Severe Driving - OE Recommended intervals 3) NAPA Platinum - Harsh Driving - OE Recommend Intervals

N/A = Non disponible N/R = Non nécessaire N/S = Non réparable Voir le tableau des filtres et d'habitacle aux pages 5-12 Voir pages 13-16 pour des notes

1) NAPA ProSelect et Argent - Conduite normale - Intervalles normaux de remplacement 2) NAPA Or - Conduite difficile - Intervalles recommandés par FEO 3) NAPA Platine - Conduite très difficile - Intervalles recommandés par FEO

N/A = No disponible N/R = No requerido N/S = No Servicable Para el aire de la cabina y tabla de localización de filtro, consulte las páginas 5-12 Ver las páginas 13-16 para las notas al pie de página

1) NAPA ProSelect y Plata - Manejo normal - Intervallos normales de cambio 2) NAPA Oro - Manejo difícil - Intervallos recomendados por el OEM 3) NAPA Platino - Manejo muy difícil - Intervallos recomendados por el OEM

*Italicized Part Numbers May Not Be Available.*

Las piezas con números en *italicas* pueden no estar disponibles.  
Les numéros de pièce en *italiques* peuvent ne pas être disponibles.



## Pass Car Light Truck - Oil - Air - Cabin

FORD 2022-2021

Year/Año/Année Model/Modelo/Modèle Engine/Motor/Moteur	Eng. Code Código de motor Code moteur	VIN NIV NIV	GOLD Oil Aceite Huile	ProSelect Oil Aceite Huile	Platinum Oil Aceite Huile	GOLD Air Aire Air	ProSelect Air Aire Air	GOLD Cabin Air Cabina Aire Cabine Air	ProSelect Cabin Air Cabina Aire Cabine Air	Platinum Cabin Air Cabina Aire Cabine Air	Loc. Cabin Air Cabina Aire Cabine Air
--	---	-------------------	--------------------------------	-------------------------------------	------------------------------------	----------------------------	---------------------------------	--	---	--	--

## FORD (Cont'd/Suite)

2022 (Cont'd/Suite)

## TRANSIT CONNECT (Cont'd/Suite)

L4 2.5L 152CID LPG/CNG/			1348 <sup>53</sup>	21348 <sup>70</sup>	41348	200095	2200095	4419 N/A Auxiliary	224419 N/A Auxiliary	4234419 N/A Auxiliary	1 1
-------------------------	--	--	--------------------	---------------------	-------	--------	---------	--------------------------	----------------------------	-----------------------------	--------

## TRANSIT-150

V6 3.5L 3496cc 213 CID			7502 <sup>53</sup>	27502 <sup>70</sup>	47502	200316	2200316	N/A	N/A	N/A	
V6 3.5L 3496cc 213 CID Turbo	99G	G	7502 <sup>53</sup>	27502 <sup>70</sup>	47502	200316	2200316	N/R	N/R	N/R	

## TRANSIT-250

L4 2.0L 2000CC 122CID Turbo Diesel	TDCi		7502 <sup>53</sup>	27502 <sup>70</sup>	47502	200316	2200316	N/A	N/A	N/A	
V6 3.5L 3496cc 213 CID			7502 <sup>53</sup>	27502 <sup>70</sup>	47502	200316	2200316	N/A	N/A	N/A	
V6 3.5L 3496cc 213 CID Turbo	99G	G	7502 <sup>53</sup>	27502 <sup>70</sup>	47502	200316	2200316	N/R	N/R	N/R	

## TRANSIT-350

L4 2.0L 2000CC 122CID Turbo Diesel	TDCi		7502 <sup>53</sup>	27502 <sup>70</sup>	47502	200316	2200316	N/A	N/A	N/A	
V6 3.5L 3496cc 213 CID			7502 <sup>53</sup>	27502 <sup>70</sup>	47502	200316	2200316	N/A	N/A	N/A	
V6 3.5L 3496cc 213 CID Turbo	99G	G	7502 <sup>53</sup>	27502 <sup>70</sup>	47502	200316	2200316	N/R	N/R	N/R	

2021

## BRONCO

L4 2.3L 2300CC 140CID EcoBoost Turbo	EcoBoost		1348 <sup>53</sup>	21348 <sup>70</sup>	41348	N/A	N/A	230082	N/A	N/A	
V6 2.7L 164 CID Turbo			100050	2100050	N/A	N/A	N/A	230082	N/A	N/A	

## Bronco Sport

L3 1.5L 1500CC 92CID Turbo			1348 <sup>53</sup>	21348 <sup>70</sup>	41348	200981	N/A	230019	N/A	4230019	
L4 2.0L 2000CC 122CID Turbo	GDI I-4		1348 <sup>53</sup>	21348 <sup>70</sup>	41348	200981	N/A	230019	N/A	4230019	

## E-350 SUPER DUTY

V8 7.3L 7300CC 445CID			1372 <sup>53</sup>	21372 <sup>70</sup>	41372	200962	N/A	N/S	N/S	N/A	
-----------------------	--	--	--------------------	---------------------	-------	--------	-----	-----	-----	-----	--

## E-450 Super Duty

V8 7.3L 7300CC 445CID			1372 <sup>53</sup>	21372 <sup>70</sup>	41372	200962	N/A	N/S	N/S	N/A	
-----------------------	--	--	--------------------	---------------------	-------	--------	-----	-----	-----	-----	--

## ECOSPORT

L3 1L 995CC 61CID Turbo	E		1348 <sup>53</sup>	21348 <sup>70</sup>	41348	200831	N/A	4619	224619	N/A	3
L4 2.0L 122CID			1348 <sup>53</sup>	21348 <sup>70</sup>	41348	200831	N/A	4619	224619	N/A	3

## EDGE

L4 2.0L 1999cc 122 CID Turbo			1348 <sup>53</sup>	21348 <sup>70</sup>	41348	200048	2200048	230084	2230084	4230084	3
V6 2.7L 164 CID Turbo			100050	2100050	N/A	200048	2200048	230084	2230084	4230084	3

## ESCAPE

L3 1.5L 1500CC 92CID Turbo P*			1348 <sup>53</sup>	21348 <sup>70</sup>	41348	200981	N/A	230019	N/A	4230019	
L4 2.0L 1999cc 122 CID Turbo	9		1348 <sup>53</sup>	21348 <sup>70</sup>	41348	200981	N/A	230019	N/A	4230019	1

## ESCAPE HYBRID

L4 2.5L 2488cc 152 CID		7	1348 <sup>53</sup>	21348 <sup>70</sup>	41348	201407	N/A	230019	N/A	4230019	1
------------------------	--	---	--------------------	---------------------	-------	--------	-----	--------	-----	---------	---

## EXPEDITION

V6 3.5L 3496cc 213 CID Turbo			7502 <sup>53</sup>	27502 <sup>70</sup>	47502	9883 <sup>155</sup> 9883FR <sup>360</sup>	29883 <sup>155</sup> N/A <sup>360</sup>	230653 <sup>78</sup> 230266 <sup>79</sup>	N/A <sup>78</sup> 2230266 <sup>79</sup>	N/A <sup>78</sup> 4230266 <sup>79</sup>	
------------------------------	--	--	--------------------	---------------------	-------	--	--	--	--	--	--

## EXPLORER

L4 2.3L 2300CC 140CID EcoBoost Turbo	EcoBoost		1348 <sup>53</sup>	21348 <sup>70</sup>	41348	6935	26935	230019	N/A	4230019	
V6 3.0L 3000CC 183CID Turbo			100050	2100050	N/A	6935	26935	230019	N/A	4230019	
V6 3.3L 3300CC 201CID			7502 <sup>53</sup>	27502 <sup>70</sup>	47502	200910	N/A	230019	N/A	4230019	

## EXPLORER HYBRID

V6 3.3L 3300CC 201CID			7502 <sup>53</sup>	27502 <sup>70</sup>	47502	200910	N/A	230019	N/A	4230019	
-----------------------	--	--	--------------------	---------------------	-------	--------	-----	--------	-----	---------	--

## GT

V6 3.5L 3496CC 213CID Turbo			N/A	N/A	N/A	200048	2200048	4419	224419	4234419	
-----------------------------	--	--	-----	-----	-----	--------	---------	------	--------	---------	--

N/A = Not Available N/R = Not Required N/S = Not Servicable For cabin air locator chart, see pages 5-12 See pages 13-16 for footnotes

1) ProSelect - Normal Driving - Traditional Change Intervals 2) NAPA Gold - Severe Driving - OE Recommended intervals 3) NAPA Platinum - Harsh Driving - OE Recommend Intervals

N/A = Non disponible N/R = Non nécessaire N/S = Non réparable Voir le tableau des filtres et d'habitacle aux pages 5-12 Voir pages 13-16 pour des notes

1) NAPA ProSelect et Argent - Conduite normale - Intervalles normaux de remplacement 2) NAPA Or - Conduite difficile - Intervalles recommandés par FEO 3) NAPA Platine - Conduite très difficile - Intervalles recommandés par FEO

N/A = No disponible N/R = No requerido N/S = No Servicable Para el aire de la cabina y tabla de localización de filtro, consulte las páginas 5-12 Ver las páginas 13-16 para las notas al pie de página

1) NAPA ProSelect y Plata - Manejo normal - Intervalles normales de cambio 2) NAPA Oro - Manejo difícil - Intervalles recomendados por el OEM 3) NAPA Platino - Manejo muy difícil - Intervalles recomendados por el OEM

Italicized Part Numbers May Not Be Available.

Las piezas con números en *italicas* pueden no estar disponibles.Les numéros de pièce en *italiques* peuvent ne pas être disponibles.P  
a  
s  
s  
C  
a  
r  
L  
i  
g  
h  
t  
T  
r  
u  
c  
k  
O  
i  
l  
-  
A  
i  
r  
-  
C  
a  
b  
i  
n



FORD 2021-2020

Pass Car Light Truck - Oil - Air - Cabin

Year/Año/Année Model/Modelo/Modele Engine/Motor/Moteur	Eng. Code Código de motor Code moteur	VIN NIV NIV	GOLD Oil Aceite Huile	ProSelect Oil Aceite Huile	Platinum Oil Aceite Huile	GOLD Air Aire Air	ProSelect Air Aire Air	GOLD Cabin Air Cabina Aire Cabine Air	ProSelect Cabin Air Cabina Aire Cabine Air	Platinum Cabin Air Cabina Aire Cabine Air	Loc. Cabin Air Cabina Aire Cabine Air
--	---	-------------------	--------------------------------	-------------------------------------	------------------------------------	----------------------------	---------------------------------	--	---	--	--

FORD (Cont'd/Suite)

**2021** (Cont'd/Suite)

**MUSTANG**

L4 2.3L 140 CID Turbo	99H		1348 <sup>53</sup>	21348 <sup>70</sup>	41348	200315	2200315	230195	2230195	N/A	
V8 5.0L 4951cc 302 CID	99F		7502 <sup>53</sup>	27502 <sup>70</sup>	47502	200315 <sup>155</sup> 200429 <sup>523</sup>	2200315 <sup>155</sup> N/A <sup>523</sup>	230195	2230195	N/A	

**Mustang Mach-E**

ELECTRIC			N/S	N/S	N/A	N/S	N/S	230019	N/A	4230019	
----------	--	--	-----	-----	-----	-----	-----	--------	-----	---------	--

**MUSTANG SHELBY GT500**

V8 5.2L 5200CC 317CID Super Charged			N/A	N/A	N/A	200429	N/A	230195	2230195	N/A	
-------------------------------------	--	--	-----	-----	-----	--------	-----	--------	---------	-----	--

**PICKUP F150 ALL**

V6 2.7L 164 CID Turbo			100050	2100050	N/A	9883 <sup>155</sup> 9883FR <sup>155</sup>	29883 <sup>155</sup> N/A <sup>155</sup>	230653 <sup>78</sup> 230266 <sup>79</sup>	N/A <sup>78</sup> 2230266 <sup>79</sup>	N/A <sup>78</sup> 4230266 <sup>79</sup>	
V6 3.0L 3000CC 183CID(Turbo Diesel HP250 Ford)			107490	N/A	N/A	9883	29883	230653 <sup>78</sup> 230266 <sup>79</sup>	N/A <sup>78</sup> 2230266 <sup>79</sup>	N/A <sup>78</sup> 4230266 <sup>79</sup>	
V6 3.3L 3343CC 204CID			7502 <sup>53</sup>	27502 <sup>70</sup>	47502	9883	29883	230653 <sup>78</sup> 230266 <sup>79</sup>	N/A <sup>78</sup> 2230266 <sup>79</sup>	N/A <sup>78</sup> 4230266 <sup>79</sup>	
V6 3.5L 3496CC 213CID Turbo			7502 <sup>53</sup>	27502 <sup>70</sup>	47502	9883 9883FR	29883 N/A	230653 <sup>78</sup> 230266 <sup>79</sup>	N/A <sup>78</sup> 2230266 <sup>79</sup>	N/A <sup>78</sup> 4230266 <sup>79</sup>	
V8 5.0L 4951CC 302CID			7502 <sup>53</sup>	27502 <sup>70</sup>	47502	9883 <sup>155</sup> 9883FR <sup>155</sup>	29883 <sup>155</sup> N/A <sup>155</sup>	230653 <sup>78</sup> 230266 <sup>79</sup>	N/A <sup>78</sup> 2230266 <sup>79</sup>	N/A <sup>78</sup> 4230266 <sup>79</sup>	

**PICKUP F-SERIES SUPER DUTY (UP TO 550 SERIES)**

V8 6.2L 6210cc 379 CID Flex			1372 <sup>53</sup>	21372 <sup>70</sup>	41372	200906	N/A	230653 <sup>78</sup> 230266 <sup>79</sup>	N/A <sup>78</sup> 2230266 <sup>79</sup>	N/A <sup>78</sup> 4230266 <sup>79</sup>	
V8 6.7L 6651cc 406 CID Turbo Diesel			7151 <sup>53</sup>	27151 <sup>70</sup>	47151	200905 <sup>141</sup> 201053 <sup>318</sup>	N/A <sup>141</sup> N/A <sup>318</sup>	230653 <sup>78</sup> 230266 <sup>79</sup>	N/A <sup>78</sup> 2230266 <sup>79</sup>	N/A <sup>78</sup> 4230266 <sup>79</sup>	
V8 7.3L 7300CC 445CID			1372 <sup>53</sup>	21372 <sup>70</sup>	41372	200906	N/A	230653 <sup>78</sup> 230266 <sup>79</sup>	N/A <sup>78</sup> 2230266 <sup>79</sup>	N/A <sup>78</sup> 4230266 <sup>79</sup>	

**POLICE INTERCEPTOR UTILITY**

V6 3.0L 3000CC 183CID Turbo			100050	2100050	N/A	6935	26935	230019	N/A	4230019	
V6 3.3L 3300CC 201CID			7502 <sup>53</sup>	27502 <sup>70</sup>	47502	200910	N/A	230019	N/A	4230019	

**RANGER**

L4 2.3L 2300CC 140CID EcoBoost Turbo	EcoBoost		1348	21348	41348	200909	2200909	230410	2230410	N/A	
--------------------------------------	----------	--	------	-------	-------	--------	---------	--------	---------	-----	--

**TRANSIT CONNECT**

L4 2.0L 2000CC 122CID Turbo	GDI I-4		1348 <sup>53</sup>	21348 <sup>70</sup>	41348	200832	N/A	4419	224419	4234419	
L4 2.5L 152CID LPG/CNG/			1348 <sup>53</sup>	21348 <sup>70</sup>	41348	200095	2200095	4419	224419	4234419	1

**TRANSIT-150**

V6 3.5L 3496cc 213 CID			7502 <sup>53</sup>	27502 <sup>70</sup>	47502	200316	2200316	N/A	N/A	N/A	
V6 3.5L 3496cc 213 CID Turbo	99G	G	7502 <sup>53</sup>	27502 <sup>70</sup>	47502	200316 <sup>141</sup>	2200316 <sup>141</sup>	N/R	N/R	N/R	

**TRANSIT-250**

L4 2.0L 2000CC 122CID Turbo Diesel	TDCi		7502 <sup>53</sup>	27502 <sup>70</sup>	47502	200316	2200316	N/A	N/A	N/A	
V6 3.5L 3496cc 213 CID			7502 <sup>53</sup>	27502 <sup>70</sup>	47502	200316	2200316	N/A	N/A	N/A	
V6 3.5L 3496cc 213 CID Turbo	99G	G	7502 <sup>53</sup>	27502 <sup>70</sup>	47502	200316 <sup>141</sup>	2200316 <sup>141</sup>	N/R	N/R	N/R	

**TRANSIT-350**

L4 2.0L 2000CC 122CID Turbo Diesel	TDCi		7502 <sup>53</sup>	27502 <sup>70</sup>	47502	200316	2200316	N/A	N/A	N/A	
V6 3.5L 3496cc 213 CID			7502 <sup>53</sup>	27502 <sup>70</sup>	47502	200316	2200316	N/A	N/A	N/A	
V6 3.5L 3496cc 213 CID Turbo	99G	G	7502 <sup>53</sup>	27502 <sup>70</sup>	47502	200316 <sup>141</sup>	2200316 <sup>141</sup>	N/R	N/R	N/R	

**2020**

**ECOSPORT**

L3 1L 995CC 61CID Turbo		E	1348 <sup>53</sup>	21348 <sup>70</sup>	41348	200831	N/A	4619	224619	N/A	3
L4 2.0L 122CID			1348 <sup>53</sup>	21348 <sup>70</sup>	41348	200831	N/A	4619	224619	N/A	3

**EDGE**

L4 2.0L 1999cc 122 CID Turbo			1348 <sup>53</sup>	21348 <sup>70</sup>	41348	200048	2200048	230084	2230084	4230084	3
------------------------------	--	--	--------------------	---------------------	-------	--------	---------	--------	---------	---------	---

N/A = Not Available N/R = Not Required N/S = Not Servicable For cabin air locator chart, see pages 5-12 See pages 13-16 for footnotes

1) ProSelect - Normal Driving - Traditional Change Intervals 2) NAPA Gold - Severe Driving - OE Recommended intervals 3) NAPA Platinum - Harsh Driving - OE Recommend Intervals

N/A = Non disponible N/R = Non nécessaire N/S = Non réparable Voir le tableau des filtres et d'habitacle aux pages 5-12 Voir pages 13-16 pour des notes

1) NAPA ProSelect et Argent - Conduite normale - Intervalles normaux de remplacement 2) NAPA Or - Conduite difficile - Intervalles recommandés par FEO 3) NAPA Platine - Conduite très difficile - Intervalles recommandés par FEO

N/A = No disponible N/R = No requerido N/S = No Servicable Para el aire de la cabina y tabla de localización de filtro, consulte las páginas 5-12 Ver las páginas 13-16 para las notas al pie de página

1) NAPA ProSelect y Plata - Manejo normal - Intervalos normales de cambio 2) NAPA Oro - Manejo difícil - Intervalos recomendados por el OEM 3) NAPA Platino - Manejo muy difícil - Intervalos recomendados por el OEM

*Italicized Part Numbers May Not Be Available.*

Las piezas con números en *italicas* pueden no estar disponibles.  
Les numéros de pièce en *italiques* peuvent ne pas être disponibles.





## Pass Car Light Truck - Oil - Air - Cabin

FORD 2020

Year/Ano/Année Model/Modelo/Modele Engine/Motor/Moteur	Eng. Code Código de motor Code moteur	VIN NIV NIV	GOLD Oil Aceite Huile	ProSelect Oil Aceite Huile	Platinum Oil Aceite Huile	GOLD Air Aire Air	ProSelect Air Aire Air	GOLD Cabin Air Cabina Aire Cabine Air	ProSelect Cabin Air Cabina Aire Cabine Air	Platinum Cabin Air Cabina Aire Cabine Air	Loc. Cabin Air Cabina Aire Cabine Air
--	---	-------------------	--------------------------------	-------------------------------------	------------------------------------	----------------------------	---------------------------------	--	---	--	--

## FORD (Cont'd/Suite)

2020 (Cont'd/Suite)

## EDGE (Cont'd/Suite)

V6 2.7L 164 CID Turbo			100050	2100050	N/A	200048	2200048	230084	2230084	4230084	3
-----------------------	--	--	--------	---------	-----	--------	---------	--------	---------	---------	---

## ESCAPE

L3 1.5L 1500CC 92CID Turbo P*			1348 <sup>53</sup>	21348 <sup>70</sup>	41348	200981	N/A	230019	N/A	4230019	
L4 2.0L 1999cc 122 CID Turbo		9	1348 <sup>53</sup>	21348 <sup>70</sup>	41348	200981	N/A	230019	N/A	4230019	1

## ESCAPE HYBRID

L4 2.5L 2488cc 152 CID		7	1348 <sup>53</sup>	21348 <sup>70</sup>	41348	201407	N/A	230019	N/A	4230019	1
------------------------	--	---	--------------------	---------------------	-------	--------	-----	--------	-----	---------	---

## EXPEDITION

V6 3.5L 3496cc 213 CID Turbo			7502 <sup>53</sup>	27502 <sup>70</sup>	47502	9883 9883FR <sup>360</sup>	29883 N/A <sup>360</sup>	230653 <sup>78</sup> 230266 <sup>79</sup>	N/A <sup>78</sup> 2230266 <sup>79</sup>	N/A <sup>78</sup> 4230266 <sup>79</sup>	
------------------------------	--	--	--------------------	---------------------	-------	-------------------------------	-----------------------------	--	--	--	--

## EXPLORER

L4 2.3L 2300CC 140CID EcoBoost Turbo	EcoBoost		1348 <sup>53</sup>	21348 <sup>70</sup>	41348	6935	26935	230019	N/A	4230019	
V6 3.0L 3000CC 183CID Turbo			100050	2100050	N/A	6935	26935	230019	N/A	4230019	
V6 3.3L 3300CC 201CID			7502 <sup>53</sup>	27502 <sup>70</sup>	47502	200910	N/A	230019	N/A	4230019	

## EXPLORER HYBRID

V6 3.3L 3300CC 201CID			7502 <sup>53</sup>	27502 <sup>70</sup>	47502	200910	N/A	230019	N/A	4230019	
-----------------------	--	--	--------------------	---------------------	-------	--------	-----	--------	-----	---------	--

## F-59 Commercial Chassis

V8 7.3L 7300CC 445CID			1372 <sup>53</sup>	21372 <sup>70</sup>	41372	9136	N/A	N/S	N/S	N/A	
-----------------------	--	--	--------------------	---------------------	-------	------	-----	-----	-----	-----	--

## FUSION

L4 1.5L 1499cc 91 CID Turbo			1348 <sup>53</sup>	21348 <sup>70</sup>	41348	200048	2200048	230084	2230084	4230084	1
L4 2.0L 1999cc 122 CID Electric/Gas			1348 <sup>53</sup>	21348 <sup>70</sup>	41348	200036	2200036	230084	2230084	4230084	1
L4 2.5L 2488cc 152 ID			1348 <sup>53</sup>	21348 <sup>70</sup>	41348	200048	2200048	230084	2230084	4230084	1
V6 2.7L 164 CID Turbo			100050	2100050	N/A	200048	2200048	230084	2230084	4230084	1

## GT

V6 3.5L 3496CC 213CID Turbo			N/A	N/A	N/A	200048	2200048	4419	224419	4234419	
-----------------------------	--	--	-----	-----	-----	--------	---------	------	--------	---------	--

## MUSTANG

L4 2.3L 140 CID Turbo	99H		1348 <sup>53</sup>	21348 <sup>70</sup>	41348	200315	2200315	230195	2230195	N/A	
V8 5.0L 4951cc 302 CID	99F		7502 <sup>53</sup>	27502 <sup>70</sup>	47502	200315 200429	2200315 N/A	230195	2230195	N/A	

## MUSTANG Shelby GT350

V8 5.2L			N/A	N/A	N/A	200429	N/A	230195	2230195	N/A	
---------	--	--	-----	-----	-----	--------	-----	--------	---------	-----	--

## MUSTANG SHELBY GT500

V8 5.2L 5200CC 317CID Super Charged			N/A	N/A	N/A	200429	N/A	230195	2230195	N/A	
-------------------------------------	--	--	-----	-----	-----	--------	-----	--------	---------	-----	--

## PICKUP F150 ALL

V6 2.7L 164 CID Turbo			100050	2100050	N/A	9883 9883FR <sup>360</sup>	29883 N/A <sup>360</sup>	230653 <sup>78</sup> 230266 <sup>79</sup>	N/A <sup>78</sup> 2230266 <sup>79</sup>	N/A <sup>78</sup> 4230266 <sup>79</sup>	
V6 3.0L 3000CC 183CID(Turbo Diesel HP250 Ford)			107490	N/A	N/A	9883	29883	230653 <sup>78</sup> 230266 <sup>79</sup>	N/A <sup>78</sup> 2230266 <sup>79</sup>	N/A <sup>78</sup> 4230266 <sup>79</sup>	
V6 3.3L 3343CC 204CID			7502 <sup>53</sup>	27502 <sup>70</sup>	47502	9883	29883	230653 <sup>78</sup> 230266 <sup>79</sup>	N/A <sup>78</sup> 2230266 <sup>79</sup>	N/A <sup>78</sup> 4230266 <sup>79</sup>	
V6 3.5L 3496CC 213CID Turbo			7502 <sup>53</sup>	27502 <sup>70</sup>	47502	9883 <sup>155</sup> 9883FR <sup>360</sup>	29883 <sup>155</sup> N/A <sup>360</sup>	230653 <sup>78</sup> 230266 <sup>79</sup>	N/A <sup>78</sup> 2230266 <sup>79</sup>	N/A <sup>78</sup> 4230266 <sup>79</sup>	
V8 5.0L 4951cc 302CID			7502 <sup>53</sup>	27502 <sup>70</sup>	47502	9883 <sup>155</sup> 9883FR <sup>155</sup>	29883 <sup>155</sup> N/A <sup>155</sup>	230653 <sup>78</sup> 230266 <sup>79</sup>	N/A <sup>78</sup> 2230266 <sup>79</sup>	N/A <sup>78</sup> 4230266 <sup>79</sup>	

## PICKUP F-SERIES SUPER DUTY (UP TO 550 SERIES)

V8 6.2L 6210cc 379 CID Flex			1372 <sup>53</sup>	21372 <sup>70</sup>	41372	200906	N/A	230653 <sup>78</sup> 230266 <sup>79</sup>	N/A <sup>78</sup> 2230266 <sup>79</sup>	N/A <sup>78</sup> 4230266 <sup>79</sup>	
V8 6.7L 6651cc 406 CID Turbo Diesel			7151 <sup>53</sup>	27151 <sup>70</sup>	47151	200905 201053	N/A N/A	230653 <sup>78</sup> 230266 <sup>79</sup>	N/A <sup>78</sup> 2230266 <sup>79</sup>	N/A <sup>78</sup> 4230266 <sup>79</sup>	
V8 7.3L 7300CC 445CID			1372 <sup>53</sup>	21372 <sup>70</sup>	41372	200906	N/A	230653 <sup>78</sup> 230266 <sup>79</sup>	N/A <sup>78</sup> 2230266 <sup>79</sup>	N/A <sup>78</sup> 4230266 <sup>79</sup>	

N/A = Not Available N/R = Not Required N/S = Not Servicable For cabin air locator chart, see pages 5-12 See pages 13-16 for footnotes

1) ProSelect - Normal Driving - Traditional Change Intervals 2) NAPA Gold - Severe Driving - OE Recommended intervals 3) NAPA Platinum - Harsh Driving - OE Recommend Intervals

N/A = Non disponible N/R = Non nécessaire N/S = Non réparable Voir le tableau des filtres et d'habitacle aux pages 5-12 Voir pages 13-16 pour des notes

1) NAPA ProSelect et Argent - Conduite normale - Intervalles normaux de remplacement 2) NAPA Or - Conduite difficile - Intervalles recommandés par FEO 3) NAPA Platine - Conduite très difficile - Intervalles recommandés par FEO

N/A = No disponible N/R = No requerido N/S = No Servicable Para el aire de la cabina y tabla de localización de filtro, consulte las páginas 5-12 Ver las páginas 13-16 para las notas al pie de página

1) NAPA ProSelect y Plata - Manejo normal - Intervalles normales de cambio 2) NAPA Oro - Manejo difícil - Intervalles recomendados por el OEM 3) NAPA Platino - Manejo muy difícil - Intervalles recomendados por el OEM

Italicized Part Numbers May Not Be Available.

Las piezas con números en *italicas* pueden no estar disponibles.Les numéros de pièce en *italiques* peuvent ne pas être disponibles.P  
a  
s  
s  
C  
a  
r  
L  
i  
g  
h  
t  
T  
r  
u  
c  
k  
O  
i  
l  
-  
A  
i  
r  
-  
C  
a  
b  
i  
n



FORD 2020-2019

Pass Car Light Truck - Oil - Air - Cabin

Year/Año/Année Model/Modelo/Modele Engine/Motor/Moteur	Eng. Code Código de motor Code moteur	VIN NIV NIV	GOLD Oil Aceite Huile	ProSelect Oil Aceite Huile	Platinum Oil Aceite Huile	GOLD Air Aire Air	ProSelect Air Aire Air	GOLD Cabin Air Cabina Aire Cabine Air	ProSelect Cabin Air Cabina Aire Cabine Air	Platinum Cabin Air Cabina Aire Cabine Air	Loc. Cabin Air Cabina Aire Cabine Air
--	---	-------------------	--------------------------------	-------------------------------------	------------------------------------	----------------------------	---------------------------------	--	---	--	--

FORD (Cont'd/Suite)

**2020** (Cont'd/Suite)

**POLICE INTERCEPTOR UTILITY**

V6 3.0L 3000CC 183CID Turbo			100050	2100050	N/A	6935	26935	230019	N/A	4230019	
V6 3.3L 3300CC 201CID			7502 <sup>53</sup>	27502 <sup>70</sup>	47502	200910	N/A	230019	N/A	4230019	

**RANGER**

L4 2.3L 2300CC 140CID EcoBoost Turbo	EcoBoost		1348	21348	41348	200909	2200909	230410	2230410	N/A	
--------------------------------------	----------	--	------	-------	-------	--------	---------	--------	---------	-----	--

**Special Service Police Sedan**

L4 2.0L 122 CID Turbo		8	1348 <sup>53</sup>	21348 <sup>70</sup>	41348	6935	26935	4068	224068	4234068	
-----------------------	--	---	--------------------	---------------------	-------	------	-------	------	--------	---------	--

**TRANSIT CONNECT**

L4 1.5L 1500CC 92CID Turbo Diesel	GDI I-4		100397	N/A	N/A	200832	N/A	4419	224419	4234419	
L4 2.0L 2000CC 122CID Turbo			1348 <sup>53</sup>	21348 <sup>70</sup>	41348	200832	N/A	4419	224419	4234419	
L4 2.5L 152CID LPG/CNG/			1348 <sup>53</sup>	21348 <sup>70</sup>	41348	200095	2200095	4419	224419	4234419	1

**TRANSIT-150**

L4 2.0L 2000CC 122CID Turbo Diesel	TDCi		7502 <sup>53</sup>	27502 <sup>70</sup>	47502	200316	2200316	N/A	N/A	N/A	
V6 3.5L 3496cc 213 CID			7502 <sup>53</sup>	27502 <sup>70</sup>	47502	200316	2200316	N/A	N/A	N/A	
V6 3.5L 3496cc 213 CID Turbo	99G	G	7502 <sup>53</sup>	27502 <sup>70</sup>	47502	200316 <sup>141</sup>	2200316 <sup>141</sup>	N/R	N/R	N/R	

**TRANSIT-250**

L4 2.0L 2000CC 122CID Turbo Diesel	TDCi		7502 <sup>53</sup>	27502 <sup>70</sup>	47502	200316	2200316	N/A	N/A	N/A	
V6 3.5L 3496cc 213 CID			7502 <sup>53</sup>	27502 <sup>70</sup>	47502	200316	2200316	N/A	N/A	N/A	
V6 3.5L 3496cc 213 CID Turbo	99G	G	7502 <sup>53</sup>	27502 <sup>70</sup>	47502	200316 <sup>141</sup>	2200316 <sup>141</sup>	N/R	N/R	N/R	

**TRANSIT-350**

L4 2.0L 2000CC 122CID Turbo Diesel	TDCi		7502 <sup>53</sup>	27502 <sup>70</sup>	47502	200316	2200316	N/A	N/A	N/A	
V6 3.5L 3496cc 213 CID			7502 <sup>53</sup>	27502 <sup>70</sup>	47502	200316	2200316	N/A	N/A	N/A	
V6 3.5L 3496cc 213 CID Turbo	99G	G	7502 <sup>53</sup>	27502 <sup>70</sup>	47502	200316 <sup>141</sup>	2200316 <sup>141</sup>	N/R	N/R	N/R	

**2019**

**C-MAX**

L4 2.0L 1999cc 122 CID Electric/Gas			1348 <sup>53</sup>	21348 <sup>70</sup>	41348	200036	2200036	4419	224419	4234419	1
-------------------------------------	--	--	--------------------	---------------------	-------	--------	---------	------	--------	---------	---

**E350 SUPER DUTY CHASSIS CAB**

V10 6.8L 415 CID	S		1372 <sup>53</sup>	21372 <sup>70</sup>	41372	6418	26418	N/R	N/R	N/R	
V10 6.8L 415 CID CNG/LPG			1372 <sup>53</sup>	21372 <sup>70</sup>	41372	6418	26418	N/R	N/R	N/R	
V8 6.2L 6200CC 378CID			1372 <sup>53</sup>	21372 <sup>70</sup>	41372	6418	26418	N/R	N/R	N/R	

**ECOSPORT**

L3 1L 995CC 61CID Turbo	E		1348 <sup>53</sup>	21348 <sup>70</sup>	41348	200831	N/A	4419	224419	4234419	3
L4 2.0L 122CID			1348 <sup>53</sup>	21348 <sup>70</sup>	41348	200831	N/A	4619	224619	N/A	3

**EDGE**

L4 2.0L 1999cc 122 CID Turbo			1348 <sup>53</sup>	21348 <sup>70</sup>	41348	200048	2200048	230084	2230084	4230084	3
V6 2.7L 164 CID Turbo			100050	2100050	N/A	200048	2200048	230084	2230084	4230084	3

**ESCAPE**

L4 1.5L 1499cc 91 CID Turbo P*			1348 <sup>53</sup>	21348 <sup>70</sup>	41348	9017	29017	4419	224419	4234419	
L4 2.0L 1999cc 122 CID Turbo	9		1348 <sup>53</sup>	21348 <sup>70</sup>	41348	9017	29017	4419	224419	4234419	1
L4 2.5L 2488cc 152 CID	7		1348 <sup>53</sup>	21348 <sup>70</sup>	41348	200095	2200095	4419	224419	4234419	1

**EXPEDITION**

V6 3.5L 3496cc 213 CID Turbo			7502 <sup>53</sup>	27502 <sup>70</sup>	47502	9883 9883FR	29883 N/A	230653 <sup>78</sup> 230266 <sup>79</sup>	N/A <sup>78</sup> 2230266 <sup>79</sup>	N/A <sup>78</sup> 4230266 <sup>79</sup>	
------------------------------	--	--	--------------------	---------------------	-------	----------------	--------------	--	--	--	--

**EXPLORER**

L4 2.3L 140 CID Turbo			1348 <sup>53</sup>	21348 <sup>70</sup>	41348	6935	26935	4068	224068	4234068	
V6 3.5L 3496cc 213 CID Turbo			7502 <sup>53</sup>	27502 <sup>70</sup>	47502	6935	26935	4068	224068	4234068	

**EXPLORER SPORT**

V6 3.5L 3496cc 213 CID Turbo			7502 <sup>53</sup>	27502 <sup>70</sup>	47502	6935	26935	4068	224068	4234068	
------------------------------	--	--	--------------------	---------------------	-------	------	-------	------	--------	---------	--

N/A = Not Available N/R = Not Required N/S = Not Servicable For cabin air locator chart, see pages 5-12 See pages 13-16 for footnotes

1) ProSelect - Normal Driving - Traditional Change Intervals 2) NAPA Gold - Severe Driving - OE Recommended Intervals 3) NAPA Platinum - Harsh Driving - OE Recommend Intervals

N/A = Non disponible N/R = Non nécessaire N/S = Non réparable Voir le tableau des filtres et d'habitacle aux pages 5-12 Voir pages 13-16 pour des notes

1) NAPA ProSelect et Argent - Conduite normale - Intervalles normaux de remplacement 2) NAPA Or - Conduite difficile - Intervalles recommandés par FEO 3) NAPA Platine - Conduite très difficile - Intervalles recommandés par FEO

N/A = No disponible N/R = No requerido N/S = No Servicable Para el aire de la cabina y tabla de localización de filtro, consulte las páginas 5-12 Ver las páginas 13-16 para las notas al pie de página

1) NAPA ProSelect y Plata - Manejo normal - Intervalos normales de cambio 2) NAPA Oro - Manejo difícil - Intervalos recomendados por el OEM 3) NAPA Platino - Manejo muy difícil - Intervalos recomendados por el OEM

*Italicized Part Numbers May Not Be Available.*

Las piezas con números en *italicas* pueden no estar disponibles.  
Les numéros de pièce en *italiques* peuvent ne pas être disponibles.



## Pass Car Light Truck - Oil - Air - Cabin

FORD 2019

Year/Año/Année Model/Modelo/Modèle Engine/Motor/Moteur	Eng. Code Código de motor Code moteur	VIN NIV NIV	GOLD Oil Aceite Huile	ProSelect Oil Aceite Huile	Platinum Oil Aceite Huile	GOLD Air Aire Air	ProSelect Air Aire Air	GOLD Cabin Air Cabina Aire Cabine Air	ProSelect Cabin Air Cabina Aire Cabine Air	Platinum Cabin Air Cabina Aire Cabine Air	Loc. Cabin Air Cabina Aire Cabine Air
--	---	-------------------	--------------------------------	-------------------------------------	------------------------------------	----------------------------	---------------------------------	--	---	--	--

## FORD (Cont'd/Suite)

2019 (Cont'd/Suite)

## FIESTA

L4 1.6L 1596cc 97 CID			1348 <sup>53</sup>	21348 <sup>70</sup>	41348	200261	2200261	4619	224619	N/A	1
L4 1.6L 1596cc 97 CID Turbo			1348 <sup>53</sup>	21348 <sup>70</sup>	41348	200261	2200261	4619	224619	N/A	1

## FLEX

V6 3.5L 3496cc 213 CID		8	7502 <sup>53</sup>	27502 <sup>70</sup>	47502	6935	26935	4068	224068	4234068	4
V6 3.5L 3496cc 213 CID Turbo			7502 <sup>53</sup>	27502 <sup>70</sup>	47502	6935	26935	4068	224068	4234068	4

## FOCUS

L4 2.0L 122CID Flex			1348 <sup>53</sup>	21348 <sup>70</sup>	41348	9017	29017	4419	224419	4234419	3
L4 2.0L 1999cc 122 CID Turbo			1348 <sup>53</sup>	21348 <sup>70</sup>	41348	9017	29017	4419	224419	4234419	3

## FOCUS Electric

Electric Electric			N/R	N/R	N/R	N/R	N/R	4419	224419	4234419	3
-------------------	--	--	-----	-----	-----	-----	-----	------	--------	---------	---

## FOCUS RS

L4 2.3L 140 CID Turbo			1348 <sup>53</sup>	21348 <sup>70</sup>	41348	9017	29017	4419	224419	4234419	
-----------------------	--	--	--------------------	---------------------	-------	------	-------	------	--------	---------	--

## FUSION

L4 1.5L 1499cc 91 CID Turbo			1348 <sup>53</sup>	21348 <sup>70</sup>	41348	200048	2200048	230084	2230084	4230084	1
L4 2.0L 1999cc 122 CID Electric/Gas			1348 <sup>53</sup>	21348 <sup>70</sup>	41348	200036	2200036	230084	2230084	4230084	1
L4 2.0L 1999cc 122 CID Turbo			1348 <sup>53</sup>	21348 <sup>70</sup>	41348	200048	2200048	230084	2230084	4230084	1
L4 2.5L 2488cc 152 ID			1348 <sup>53</sup>	21348 <sup>70</sup>	41348	200048	2200048	230084	2230084	4230084	1
V6 2.7L 164 CID Turbo			100050	2100050	N/A	200048	2200048	230084	2230084	4230084	1

## GT

V6 3.5L 3496CC 213CID Turbo			N/A	N/A	N/A	200048	2200048	4419	224419	4234419	
-----------------------------	--	--	-----	-----	-----	--------	---------	------	--------	---------	--

## MUSTANG

L4 2.3L 140 CID Turbo	99H		1348 <sup>53</sup>	21348 <sup>70</sup>	41348	200315	2200315	230195	2230195	N/A	
V8 5.0L 4951cc 302 CID	99F		7502 <sup>53</sup>	27502 <sup>70</sup>	47502	200315 200429 <sup>23</sup>	2200315 N/A <sup>53</sup>	230195	2230195	N/A	

## MUSTANG Shelby GT350

V8 5.2L			N/A	N/A	N/A	200429	N/A	230195	2230195	N/A	
---------	--	--	-----	-----	-----	--------	-----	--------	---------	-----	--

## PICKUP F150 ALL

V6 2.7L 164 CID Turbo			100050	2100050	N/A	9883 <sup>155</sup> 9883FR <sup>155</sup>	29883 <sup>155</sup> N/A <sup>155</sup>	230653 <sup>78</sup> 230266 <sup>79</sup>	N/A <sup>78</sup> 2230266 <sup>79</sup>	N/A <sup>78</sup> 4230266 <sup>79</sup>	
V6 3.0L 3000CC 183CID(Turbo Diesel HP250 Ford)			107490	N/A	N/A	9883	29883	230653 <sup>78</sup> 230266 <sup>79</sup>	N/A <sup>78</sup> 2230266 <sup>79</sup>	N/A <sup>78</sup> 4230266 <sup>79</sup>	
V6 3.3L 3343CC 204CID			7502 <sup>53</sup>	27502 <sup>70</sup>	47502	9883	29883	230653 <sup>78</sup> 230266 <sup>79</sup>	N/A <sup>78</sup> 2230266 <sup>79</sup>	N/A <sup>78</sup> 4230266 <sup>79</sup>	
V6 3.5L 3496CC 213CID Turbo			7502 <sup>53</sup>	27502 <sup>70</sup>	47502	9883 <sup>155</sup> 9883FR <sup>360</sup>	29883 <sup>155</sup> N/A <sup>360</sup>	230653 <sup>78</sup> 230266 <sup>79</sup>	N/A <sup>78</sup> 2230266 <sup>79</sup>	N/A <sup>78</sup> 4230266 <sup>79</sup>	
V8 5.0L 4951CC 302CID			7502 <sup>53</sup>	27502 <sup>70</sup>	47502	9883 <sup>155</sup> 9883FR <sup>155</sup>	29883 <sup>155</sup> N/A <sup>155</sup>	230653 <sup>78</sup> 230266 <sup>79</sup>	N/A <sup>78</sup> 2230266 <sup>79</sup>	N/A <sup>78</sup> 4230266 <sup>79</sup>	

## PICKUP F150 ALL Raptor

V6 3.5L 3496CC 213CID Turbo			7502 <sup>53</sup>	27502 <sup>70</sup>	47502	9883 <sup>155</sup> 9883FR <sup>360</sup>	29883 <sup>155</sup> N/A <sup>360</sup>	230653 <sup>78</sup> 230266 <sup>79</sup>	N/A <sup>78</sup> 2230266 <sup>79</sup>	N/A <sup>78</sup> 4230266 <sup>79</sup>	
-----------------------------	--	--	--------------------	---------------------	-------	--	--	--	--	--	--

## PICKUP F-SERIES SUPER DUTY (UP TO 550 SERIES)

V10 6.8L 415 CID		Y	1372 <sup>53</sup>	21372 <sup>70</sup>	41372	200697	2200697	230653 <sup>78</sup> 230266 <sup>79</sup>	N/A <sup>78</sup> 2230266 <sup>79</sup>	N/A <sup>78</sup> 4230266 <sup>79</sup>	
V8 6.2L 6210cc 379 CID Flex			1372 <sup>53</sup>	21372 <sup>70</sup>	41372	200697	2200697	230653 <sup>78</sup> 230266 <sup>79</sup>	N/A <sup>78</sup> 2230266 <sup>79</sup>	N/A <sup>78</sup> 4230266 <sup>79</sup>	
V8 6.7L 6651cc 406 CID Turbo Diesel			7151 <sup>53</sup>	27151	47151	200679	2200679	230653 <sup>78</sup> 230266 <sup>79</sup>	N/A <sup>78</sup> 2230266 <sup>79</sup>	N/A <sup>78</sup> 4230266 <sup>79</sup>	

## POLICE INTERCEPTOR SEDAN

V6 3.5L 3496cc 213 CID FLEX/		8	7502 <sup>53</sup>	27502 <sup>70</sup>	47502	6935	26935	4068	224068	4234068	
V6 3.5L 3496cc 213 CID Turbo			7502 <sup>53</sup>	27502 <sup>70</sup>	47502	6935	26935	4068	224068	4234068	
V6 3.7L 3726cc 227 CID FLEX/			7502 <sup>53</sup>	27502 <sup>70</sup>	47502	6935	26935	4068	224068	4234068	

N/A = Not Available N/R = Not Required N/S = Not Servicable For cabin air locator chart, see pages 5-12 See pages 13-16 for footnotes

1) ProSelect - Normal Driving - Traditional Change Intervals 2) NAPA Gold - Severe Driving - OE Recommended intervals 3) NAPA Platinum - Harsh Driving - OE Recommend Intervals

N/A = Non disponible N/R = Non nécessaire N/S = Non réparable Voir le tableau des filtres et d'habitacle aux pages 5-12 Voir pages 13-16 pour des notes

1) NAPA ProSelect et Argent - Conduite normale - Intervalles normaux de remplacement 2) NAPA Or - Conduite difficile - Intervalles recommandés par FEO 3) NAPA Platine - Conduite très difficile - Intervalles recommandés par FEO

N/A = No disponible N/R = No requerido N/S = No Servicable Para el aire de la cabina y tabla de localización de filtro, consulte las páginas 5-12 Ver las páginas 13-16 para las notas al pie de página

1) NAPA ProSelect y Plata - Manejo normal - Intervalles normales de cambio 2) NAPA Oro - Manejo difícil - Intervalles recomendados por el OEM 3) NAPA Platino - Manejo muy difícil - Intervalles recomendados por el OEM

Italicized Part Numbers May Not Be Available.

Las piezas con números en *italicas* pueden no estar disponibles.Les numéros de pièce en *italiques* peuvent ne pas être disponibles.P  
a  
s  
s  
C  
a  
r  
L  
i  
g  
h  
t  
T  
r  
u  
c  
k  
O  
i  
l  
-  
A  
i  
r  
-  
C  
a  
b  
i  
n



FORD 2019-2018

Pass Car Light Truck - Oil - Air - Cabin

Year/Año/Année Model/Modelo/Modele Engine/Motor/Moteur	Eng. Code Código de motor Code moteur	VIN NIV NIV	GOLD Oil Aceite Huile	ProSelect Oil Aceite Huile	Platinum Oil Aceite Huile	GOLD Air Aire Air	ProSelect Air Aire Air	GOLD Cabin Air Cabina Aire Cabine Air	ProSelect Cabin Air Cabina Aire Cabine Air	Platinum Cabin Air Cabina Aire Cabine Air	Loc. Cabin Air Cabina Aire Cabine Air
--	---	-------------------	--------------------------------	-------------------------------------	------------------------------------	----------------------------	---------------------------------	--	---	--	--

FORD (Cont'd/Suite)

**2019** (Cont'd/Suite)

**POLICE INTERCEPTOR UTILITY**

V6 3.5L 3496cc 213 CID Turbo			7502 <sup>53</sup>	27502 <sup>70</sup>	47502	6935	26935	4068	224068	4234068	
V6 3.7L 3726cc 227 CID Flex	99M	M	7502 <sup>53</sup>	27502 <sup>70</sup>	47502	6935	26935	4068	224068	4234068	

**RANGER**

L4 2.3L 2300CC 140CID EcoBoost Turbo	EcoBoost		1348	21348	41348	200909	2200909	230410	2230410	N/A	
--------------------------------------	----------	--	------	-------	-------	--------	---------	--------	---------	-----	--

**Special Service Police Sedan**

L4 2.0L 122 CID Turbo		8	1348 <sup>53</sup>	21348 <sup>70</sup>	41348	6935	26935	4068	224068	4234068	
-----------------------	--	---	--------------------	---------------------	-------	------	-------	------	--------	---------	--

**SSV Plug-In Hybrid**

L4 2.0L			1348 <sup>53</sup>	21348 <sup>70</sup>	41348	200036	2200036	230084	2230084	4230084	
---------	--	--	--------------------	---------------------	-------	--------	---------	--------	---------	---------	--

**TAURUS**

L4 2.0L 1999cc 122 CID Turbo			1348 <sup>53</sup>	21348 <sup>70</sup>	41348	6935	26935	4068	224068	4234068	3
V6 3.5L 213 CID			7502 <sup>53</sup>	27502 <sup>70</sup>	47502	6935	26935	4068	224068	4234068	3

**TAURUS POLICE SEDAN**

V6 3.7L 3726CC 227CID	Duratec 37		7502 <sup>53</sup>	27502 <sup>70</sup>	47502	6935	26935	4068	224068	4234068	
-----------------------	------------	--	--------------------	---------------------	-------	------	-------	------	--------	---------	--

**TRANSIT CONNECT**

L4 1.5L 1500CC 92CID Turbo Diesel			100397	N/A	N/A	200832	N/A	4419	224419	4234419	
L4 2.0L 2000CC 122CID Turbo	GDI I-4		1348 <sup>53</sup>	21348 <sup>70</sup>	41348	200832	N/A	4419	224419	4234419	
L4 2.5L 152CID LPG/CNG/			1348 <sup>53</sup>	21348 <sup>70</sup>	41348	200095	2200095	4419	224419	4234419	1

**TRANSIT-150**

L5 3.2L 195 CID Turbo Diesel	99V	V	7502 <sup>53</sup>	27502 <sup>70</sup>	47502	200316 <sup>141</sup> 200652 <sup>141</sup>	2200316 <sup>141</sup> N/A <sup>141</sup>	N/R	N/R	N/R	
V6 3.5L 3496cc 213 CID Turbo	99G	G	7502 <sup>53</sup>	27502 <sup>70</sup>	47502	200316 <sup>141</sup>	2200316 <sup>141</sup>	N/R	N/R	N/R	
V6 3.7L 3726cc 227 CID CNG	99M	M	7502 <sup>53</sup>	27502 <sup>70</sup>	47502	200316 <sup>141</sup>	2200316 <sup>141</sup>	N/R	N/R	N/R	

**TRANSIT-250**

L5 3.2L 195 CID Turbo Diesel	99V	V	7502 <sup>53</sup>	27502 <sup>70</sup>	47502	200316 <sup>141</sup> 200652 <sup>141</sup>	2200316 <sup>141</sup> N/A <sup>141</sup>	N/R	N/R	N/R	
V6 3.5L 3496cc 213 CID Turbo	99G	G	7502 <sup>53</sup>	27502 <sup>70</sup>	47502	200316 <sup>141</sup>	2200316 <sup>141</sup>	N/R	N/R	N/R	
V6 3.7L 3726cc 227 CID CNG	99M	M	7502 <sup>53</sup>	27502 <sup>70</sup>	47502	200316 <sup>141</sup>	2200316 <sup>141</sup>	N/R	N/R	N/R	

**TRANSIT-350**

L5 3.2L 195 CID Turbo Diesel	99V	V	7502 <sup>53</sup>	27502 <sup>70</sup>	47502	200316 <sup>141</sup> 200652 <sup>141</sup>	2200316 <sup>141</sup> N/A <sup>141</sup>	N/R	N/R	N/R	
V6 3.5L 3496cc 213 CID Turbo	99G	G	7502 <sup>53</sup>	27502 <sup>70</sup>	47502	200316 <sup>141</sup>	2200316 <sup>141</sup>	N/R	N/R	N/R	
V6 3.7L 3726cc 227 CID CNG	99M	M	7502 <sup>53</sup>	27502 <sup>70</sup>	47502	200316 <sup>141</sup>	2200316 <sup>141</sup>	N/R	N/R	N/R	

**TRANSIT-350 HD**

L5 3.2L 195 CID Turbo Diesel	99V	V	7502 <sup>53</sup>	27502 <sup>70</sup>	47502	200316 <sup>141</sup>	2200316 <sup>141</sup>	N/R	N/R	N/R	
V6 3.5L 3496cc 213 CID Turbo	99G	G	7502 <sup>53</sup>	27502 <sup>70</sup>	47502	200316 <sup>141</sup>	2200316 <sup>141</sup>	N/R	N/R	N/R	
V6 3.7L 3726cc 227 CID	99M	M	7502 <sup>53</sup>	27502 <sup>70</sup>	47502	200316 <sup>141</sup>	2200316 <sup>141</sup>	N/R	N/R	N/R	
V6 3.7L 3726cc 227 CID CNG	99M	M	7502 <sup>53</sup>	27502 <sup>70</sup>	47502	200316 <sup>141</sup>	2200316 <sup>141</sup>	N/R	N/R	N/R	
V6 3.7L 3726cc 227 CID Flex	99M	M	7502 <sup>53</sup>	27502 <sup>70</sup>	47502	200316 <sup>141</sup>	2200316 <sup>141</sup>	N/R	N/R	N/R	
V6 3.7L 3726cc 227 CID LPG	99M	M	7502 <sup>53</sup>	27502 <sup>70</sup>	47502	200316	2200316	N/R	N/R	N/R	

**VAN E-SERIES (UP TO 450 SERIES) Cutaway**

V10 6.8L 415 CID LPG/CNG/			1372 <sup>53</sup>	21372 <sup>70</sup>	41372	6418	26418	N/R	N/R	N/R	
V8 6.2L 6210cc 379 CID Flex			1372 <sup>53</sup>	21372 <sup>70</sup>	41372	6418	26418	N/R	N/R	N/R	

**2018**

**C-MAX**

L4 2.0L 1999cc 122 CID Electric/Gas			1348 <sup>53</sup>	21348 <sup>70</sup>	41348	200036	2200036	4419	224419	4234419	1
-------------------------------------	--	--	--------------------	---------------------	-------	--------	---------	------	--------	---------	---

**E350 SUPER DUTY CHASSIS CAB**

V10 6.8L 415 CID		S	1372 <sup>53</sup>	21372 <sup>70</sup>	41372	6418	26418	N/R	N/R	N/R	
V10 6.8L 415 CID CNG/LPG			1372 <sup>53</sup>	21372 <sup>70</sup>	41372	6418	26418	N/R	N/R	N/R	
V8 6.2L 6200CC 378CID			1372 <sup>53</sup>	21372 <sup>70</sup>	41372	6418	26418	N/R	N/R	N/R	

N/A = Not Available N/R = Not Required N/S = Not Servicable For cabin air locator chart, see pages 5-12 See pages 13-16 for footnotes

1) ProSelect - Normal Driving - Traditional Change Intervals 2) NAPA Gold - Severe Driving - OE Recommended Intervals 3) NAPA Platinum - Harsh Driving - OE Recommend Intervals

N/A = Non disponible N/R = Non nécessaire N/S = Non réparable Voir le tableau des filtres et d'habitacle aux pages 5-12 Voir pages 13-16 pour des notes

1) NAPA ProSelect et Argent - Conduite normale - Intervalles normaux de remplacement 2) NAPA Or - Conduite difficile - Intervalles recommandés par FEO 3) NAPA Platine - Conduite très difficile - Intervalles recommandés par FEO

N/A = No disponible N/R = No requerido N/S = No Servicable Para el aire de la cabina y tabla de localización de filtro, consulte las páginas 5-12 Ver las páginas 13-16 para las notas al pie de página

1) NAPA ProSelect y Plata - Manejo normal - Intervalos normales de cambio 2) NAPA Oro - Manejo difícil - Intervalos recomendados por el OEM 3) NAPA Platino - Manejo muy difícil - Intervalos recomendados por el OEM

*Italicized Part Numbers May Not Be Available.*

Las piezas con números en *italicas* pueden no estar disponibles.  
Les numéros de pièce en *italiques* peuvent ne pas être disponibles.



## Pass Car Light Truck - Oil - Air - Cabin

FORD 2018

Year/Año/Année Model/Modelo/Modele Engine/Motor/Moteur	Eng. Code Código de motor Code moteur	VIN NIV NIV	GOLD Oil Aceite Huile	ProSelect Oil Aceite Huile	Platinum Oil Aceite Huile	GOLD Air Aire Air	ProSelect Air Aire Air	GOLD Cabin Air Cabina Aire Cabine Air	ProSelect Cabin Air Cabina Aire Cabine Air	Platinum Cabin Air Cabina Aire Cabine Air	Loc. Cabin Air Cabina Aire Cabine Air
--	---	-------------------	--------------------------------	-------------------------------------	------------------------------------	----------------------------	---------------------------------	--	---	--	--

## FORD (Cont'd/Suite)

2018 (Cont'd/Suite)

## ECOSPORT

L3 1.5L 1497CC 91CID (Mex.)			7503	N/A	N/A			N/A	N/A	N/A	
L3 1L 995CC 61CID Turbo		E	1348 <sup>53</sup>	21348 <sup>70</sup>	41348	200831	N/A	4419	224419	4234419	3
L4 2.0L 122CID			1348 <sup>53</sup>	21348 <sup>70</sup>	41348	200831	N/A	4619	224619	N/A	3

## EDGE

L4 2.0L 1999cc 122 CID Turbo			1348 <sup>53</sup>	21348 <sup>70</sup>	41348	200048	2200048	230084	2230084	4230084	3
V6 2.7L 164 CID Turbo			100050	2100050	N/A	200048	2200048	230084	2230084	4230084	3
V6 3.5L 3496cc 213 CID			7502 <sup>53</sup>	27502 <sup>70</sup>	47502	200048	2200048	230084	2230084	4230084	3

## ESCAPE

L4 1.5L 1499cc 91 CID Turbo P*			1348 <sup>53</sup>	21348 <sup>70</sup>	41348	9017	29017	4419	224419	4234419	
L4 2.0L 1999cc 122 CID Turbo		9	1348 <sup>53</sup>	21348 <sup>70</sup>	41348	9017	29017	4419	224419	4234419	1
L4 2.5L 2488cc 152 CID		7	1348 <sup>53</sup>	21348 <sup>70</sup>	41348	200095	2200095	4419	224419	4234419	1

## EXPEDITION

V6 3.5L 3496cc 213 CID Turbo			7502 <sup>53</sup>	27502 <sup>70</sup>	47502	9883 <sup>155</sup> 9883FR <sup>155</sup>	29883 <sup>155</sup> N/A <sup>155</sup>	230653 <sup>78</sup> 230266 <sup>79</sup>	N/A <sup>78</sup> 2230266 <sup>79</sup>	N/A <sup>78</sup> 4230266 <sup>79</sup>	
------------------------------	--	--	--------------------	---------------------	-------	--	--	--	--	--	--

## EXPLORER

L4 2.3L 140 CID Turbo			1348 <sup>53</sup>	21348 <sup>70</sup>	41348	6935	26935	4068	224068	4234068	
V6 3.5L 3496cc 213 CID			7502 <sup>53</sup>	27502 <sup>70</sup>	47502	6935	26935	4068	224068	4234068	
V6 3.5L 3496cc 213 CID Turbo			7502 <sup>53</sup>	27502 <sup>70</sup>	47502	6935	26935	4068	224068	4234068	

## EXPLORER SPORT

V6 3.5L 3496cc 213 CID Turbo			7502 <sup>53</sup>	27502 <sup>70</sup>	47502	6935	26935	4068	224068	4234068	
------------------------------	--	--	--------------------	---------------------	-------	------	-------	------	--------	---------	--

## FIESTA

L3 1.0L 999cc 61 CID Turbo		E	1348 <sup>53</sup>	21348 <sup>70</sup>	41348	200261	2200261	4619	224619	N/A	1
L4 1.6L 1596cc 97 CID			1348 <sup>53</sup>	21348 <sup>70</sup>	41348	200261	2200261	4619	224619	N/A	1
L4 1.6L 1596cc 97 CID Turbo			1348 <sup>53</sup>	21348 <sup>70</sup>	41348	200261	2200261	4619	224619	N/A	1

## FIGO

L4 1.5L 1498CC 92CID (Mex.)			1348 <sup>53</sup>	21348 <sup>70</sup>	41348	9604	29604	4619	224619	N/A	
-----------------------------	--	--	--------------------	---------------------	-------	------	-------	------	--------	-----	--

## FLEX

V6 3.5L 3496cc 213 CID		8	7502 <sup>53</sup>	27502 <sup>70</sup>	47502	6935	26935	4068	224068	4234068	4
V6 3.5L 3496cc 213 CID Turbo			7502 <sup>53</sup>	27502 <sup>70</sup>	47502	6935	26935	4068	224068	4234068	4

## FOCUS

L3 1.0L 999cc 61 CID Turbo			1348 <sup>53</sup>	21348 <sup>70</sup>	41348	9017	29017	4419	224419	4234419	3
L4 2.0L 122CID Flex			1348 <sup>53</sup>	21348 <sup>70</sup>	41348	9017	29017	4419	224419	4234419	3
L4 2.0L 1999cc 122 CID Turbo			1348 <sup>53</sup>	21348 <sup>70</sup>	41348	9017	29017	4419	224419	4234419	3

## FOCUS Electric

Electric Electric			N/R	N/R	N/R	N/R	N/R	4419	224419	4234419	3
-------------------	--	--	-----	-----	-----	-----	-----	------	--------	---------	---

## FOCUS RS

L4 2.3L 140 CID Turbo			1348 <sup>53</sup>	21348 <sup>70</sup>	41348	9017	29017	4419	224419	4234419	
-----------------------	--	--	--------------------	---------------------	-------	------	-------	------	--------	---------	--

## FUSION

L4 1.5L 1499cc 91 CID Turbo			1348 <sup>53</sup>	21348 <sup>70</sup>	41348	200048	2200048	230084	2230084	4230084	1
L4 2.0L 1999cc 122 CID Electric/Gas			1348 <sup>53</sup>	21348 <sup>70</sup>	41348	200036	2200036	230084	2230084	4230084	1
L4 2.0L 1999cc 122 CID Turbo			1348 <sup>53</sup>	21348 <sup>70</sup>	41348	200048	2200048	230084	2230084	4230084	1
L4 2.5L 2488cc 152 ID			1348 <sup>53</sup>	21348 <sup>70</sup>	41348	200048	2200048	230084	2230084	4230084	1
V6 2.7L 164 CID Turbo			100050	2100050	N/A	200048	2200048	230084	2230084	4230084	1

## GT

V6 3.5L 3496CC 213CID Turbo			N/A	N/A	N/A	200048	2200048	4419	224419	4234419	
-----------------------------	--	--	-----	-----	-----	--------	---------	------	--------	---------	--

## MUSTANG

L4 2.3L 140 CID Turbo		99H	1348 <sup>53</sup>	21348 <sup>70</sup>	41348	200315	2200315	230195	2230195	N/A	
V8 5.0L 4951cc 302 CID		99F	7502 <sup>53</sup>	27502 <sup>70</sup>	47502	200315	2200315	230195	2230195	N/A	

## MUSTANG Shelby GT350

V8 5.2L			N/A	N/A	N/A	200429	N/A	230195	2230195	N/A	
---------	--	--	-----	-----	-----	--------	-----	--------	---------	-----	--

N/A = Not Available N/R = Not Required N/S = Not Servicable For cabin air locator chart, see pages 5-12 See pages 13-16 for footnotes

1) ProSelect - Normal Driving - Traditional Change Intervals 2) NAPA Gold - Severe Driving - OE Recommended intervals 3) NAPA Platinum - Harsh Driving - OE Recommend Intervals

N/A = Non disponible N/R = Non nécessaire N/S = Non réparable Voir le tableau des filtres et d'habitacle aux pages 5-12 Voir pages 13-16 pour des notes

1) NAPA ProSelect et Argent - Conduite normale - Intervalles normaux de remplacement 2) NAPA Or - Conduite difficile - Intervalles recommandés par FEO 3) NAPA Platine - Conduite très difficile - Intervalles recommandés par FEO

N/A = No disponible N/R = No requerido N/S = No Servicable Para el aire de la cabina y tabla de localización de filtro, consulte las páginas 5-12 Ver las páginas 13-16 para las notas al pie de página

1) NAPA ProSelect y Plata - Manejo normal - Intervalles normales de cambio 2) NAPA Oro - Manejo difícil - Intervalles recomendados por el OEM 3) NAPA Platino - Manejo muy difícil - Intervalles recomendados por el OEM

Italicized Part Numbers May Not Be Available.

Las piezas con números en *italicas* pueden no estar disponibles.Les numéros de pièce en *italiques* peuvent ne pas être disponibles.

Pass Car Light Truck Oil - Cabin



FORD 2018

Pass Car Light Truck - Oil - Air - Cabin

Year/Año/Année Model/Modelo/Modèle Engine/Motor/Moteur	Eng. Code Código de motor Code moteur	VIN NIV NIV	GOLD Oil Aceite Huile	ProSelect Oil Aceite Huile	Platinum Oil Aceite Huile	GOLD Air Aire Air	ProSelect Air Aire Air	GOLD Cabin Air Cabina Aire Cabine Air	ProSelect Cabin Air Cabina Aire Cabine Air	Platinum Cabin Air Cabina Aire Cabine Air	Loc. Cabin Air Cabina Aire Cabine Air
--	---	-------------------	--------------------------------	-------------------------------------	------------------------------------	----------------------------	---------------------------------	--	---	--	--

FORD (Cont'd/Suite)

2018 (Cont'd/Suite)

PICKUP F150 ALL

V6 2.7L 164 CID Turbo			100050	2100050	N/A	9883 <sup>155</sup> 9883FR <sup>155</sup>	29883 <sup>155</sup> N/A <sup>155</sup>	230653 <sup>78</sup> 230266 <sup>79</sup>	N/A <sup>78</sup> 2230266 <sup>79</sup>	N/A <sup>78</sup> 4230266 <sup>79</sup>	
V6 3.0L 3000CC 183CID(Turbo Diesel HP250 Ford)			107490	N/A	N/A	9883	29883	230653 <sup>78</sup> 230266 <sup>79</sup>	N/A <sup>78</sup> 2230266 <sup>79</sup>	N/A <sup>78</sup> 4230266 <sup>79</sup>	
V6 3.3L 3343CC 204CID			7502 <sup>53</sup>	27502 <sup>70</sup>	47502	9883	29883	230653 <sup>78</sup> 230266 <sup>79</sup>	N/A <sup>78</sup> 2230266 <sup>79</sup>	N/A <sup>78</sup> 4230266 <sup>79</sup>	
V8 5.0L 4951CC 302CID			7502 <sup>53</sup>	27502 <sup>70</sup>	47502	9883 <sup>155</sup> 9883FR <sup>155</sup>	29883 <sup>155</sup> N/A <sup>155</sup>	230653 <sup>78</sup> 230266 <sup>79</sup>	N/A <sup>78</sup> 2230266 <sup>79</sup>	N/A <sup>78</sup> 4230266 <sup>79</sup>	

PICKUP F150 ALL Raptor

V6 3.5L 3496CC 213CID Turbo			7502 <sup>53</sup>	27502 <sup>70</sup>	47502	9883 <sup>155</sup> 9883FR <sup>260</sup>	29883 <sup>155</sup> N/A <sup>260</sup>	230653 <sup>78</sup> 230266 <sup>79</sup>	N/A <sup>78</sup> 2230266 <sup>79</sup>	N/A <sup>78</sup> 4230266 <sup>79</sup>	
-----------------------------	--	--	--------------------	---------------------	-------	--	--	--	--	--	--

PICKUP F-SERIES SUPER DUTY (UP TO 550 SERIES)

V10 6.8L 415 CID		Y	1372 <sup>53</sup>	21372 <sup>70</sup>	41372	200697	2200697	230653 <sup>78</sup> 230266 <sup>79</sup>	N/A <sup>78</sup> 2230266 <sup>79</sup>	N/A <sup>78</sup> 4230266 <sup>79</sup>	
V8 6.2L 6210cc 379 CID Flex			1372 <sup>53</sup>	21372 <sup>70</sup>	41372	200697	2200697	230653 <sup>78</sup> 230266 <sup>79</sup>	N/A <sup>78</sup> 2230266 <sup>79</sup>	N/A <sup>78</sup> 4230266 <sup>79</sup>	
V8 6.7L 6651cc 406 CID Turbo Diesel			7151 <sup>53</sup>	27151	47151	200679	2200679	230653 <sup>78</sup> 230266 <sup>79</sup>	N/A <sup>78</sup> 2230266 <sup>79</sup>	N/A <sup>78</sup> 4230266 <sup>79</sup>	

POLICE INTERCEPTOR SEDAN

V6 3.5L 3496cc 213 CID FLEX/		8	7502 <sup>53</sup>	27502 <sup>70</sup>	47502	6935	26935	4068	224068	4234068	
V6 3.5L 3496cc 213 CID Turbo			7502 <sup>53</sup>	27502 <sup>70</sup>	47502	6935	26935	4068	224068	4234068	
V6 3.7L 3726cc 227 CID FLEX/			7502 <sup>53</sup>	27502 <sup>70</sup>	47502	6935	26935	4068	224068	4234068	

POLICE INTERCEPTOR UTILITY

V6 3.5L 3496cc 213 CID Turbo			7502 <sup>53</sup>	27502 <sup>70</sup>	47502	6935	26935	4068	224068	4234068	
V6 3.7L 3726cc 227 CID Flex	99M	M	7502 <sup>53</sup>	27502 <sup>70</sup>	47502	6935	26935	4068	224068	4234068	

RANGER

L4 2.5L 152 CID (Mex.)			1372 <sup>53</sup>	21372 <sup>70</sup>	41372	209763	N/A	N/A	N/A	N/A	
------------------------	--	--	--------------------	---------------------	-------	--------	-----	-----	-----	-----	--

Special Service Police Sedan

L4 2.0L 122 CID Turbo		8	1348 <sup>53</sup>	21348 <sup>70</sup>	41348	6935	26935	4068	224068	4234068	
-----------------------	--	---	--------------------	---------------------	-------	------	-------	------	--------	---------	--

TAURUS

L4 2.0L 1999cc 122 CID Turbo			1348 <sup>53</sup>	21348 <sup>70</sup>	41348	6935	26935	4068	224068	4234068	3
V6 3.5L 213 CID			7502 <sup>53</sup>	27502 <sup>70</sup>	47502	6935	26935	4068	224068	4234068	3
V6 3.5L 3496cc 213 CID Turbo			7502 <sup>53</sup>	27502 <sup>70</sup>	47502	6935	26935	4068	224068	4234068	4

TAURUS POLICE SEDAN

V6 3.7L 3726CC 227CID	Duratec 37		7502 <sup>53</sup>	27502 <sup>70</sup>	47502	6935	26935	4068	224068	4234068	
-----------------------	------------	--	--------------------	---------------------	-------	------	-------	------	--------	---------	--

TRANSIT CONNECT

L4 2.5L 152CID LPG/CNG/			1348 <sup>53</sup>	21348 <sup>70</sup>	41348	200095	2200095	4419	224419	4234419	1
-------------------------	--	--	--------------------	---------------------	-------	--------	---------	------	--------	---------	---

TRANSIT-150

L5 3.2L 195 CID Turbo Diesel	99V	V	7502 <sup>53</sup>	27502 <sup>70</sup>	47502	200316	2200316	N/R	N/R	N/R	
V6 3.5L 3496cc 213 CID Turbo	99G	G	7502 <sup>53</sup>	27502 <sup>70</sup>	47502	200316 <sup>141</sup>	2200316 <sup>141</sup>	N/R	N/R	N/R	
V6 3.7L 3726cc 227 CID	99M		7502 <sup>53</sup>	27502 <sup>70</sup>	47502	200316 <sup>141</sup>	2200316 <sup>141</sup>	N/R	N/R	N/R	
V6 3.7L 3726cc 227 CID CNG	99M	M	7502 <sup>53</sup>	27502 <sup>70</sup>	47502	200316	2200316	N/R	N/R	N/R	
V6 3.7L 3726cc 227 CID Flex	99M	M	7502 <sup>53</sup>	27502 <sup>70</sup>	47502	200316 <sup>141</sup>	2200316 <sup>141</sup>	N/R	N/R	N/R	
V6 3.7L 3726cc 227 CID LPG	99M	M	7502 <sup>53</sup>	27502 <sup>70</sup>	47502	200316 <sup>141</sup>	2200316 <sup>141</sup>	N/R	N/R	N/R	

TRANSIT-250

L5 3.2L 195 CID Turbo Diesel	99V	V	7502 <sup>53</sup>	27502 <sup>70</sup>	47502	200316	2200316	N/R	N/R	N/R	
V6 3.5L 3496cc 213 CID Turbo	99G	G	7502 <sup>53</sup>	27502 <sup>70</sup>	47502	200316 <sup>141</sup>	2200316 <sup>141</sup>	N/R	N/R	N/R	
V6 3.7L 3726cc 227 CID	99M		7502 <sup>53</sup>	27502 <sup>70</sup>	47502	200316 <sup>141</sup>	2200316 <sup>141</sup>	N/R	N/R	N/R	
V6 3.7L 3726cc 227 CID CNG	99M	M	7502 <sup>53</sup>	27502 <sup>70</sup>	47502	200316 <sup>141</sup>	2200316 <sup>141</sup>	N/R	N/R	N/R	
V6 3.7L 3726cc 227 CID Flex	99M	M	7502 <sup>53</sup>	27502 <sup>70</sup>	47502	200316 <sup>141</sup>	2200316 <sup>141</sup>	N/R	N/R	N/R	
V6 3.7L 3726cc 227 CID LPG	99M	M	7502 <sup>53</sup>	27502 <sup>70</sup>	47502	200316 <sup>141</sup>	2200316 <sup>141</sup>	N/R	N/R	N/R	

N/A = Not Available N/R = Not Required N/S = Not Servicable For cabin air locator chart, see pages 5-12 See pages 13-16 for footnotes

1) ProSelect - Normal Driving - Traditional Change Intervals 2) NAPA Gold - Severe Driving - OE Recommended Intervals 3) NAPA Platinum - Harsh Driving - OE Recommend Intervals

N/A = Non disponible N/R = Non nécessaire N/S = Non réparable Voir le tableau des filtres et d'habitacle aux pages 5-12 Voir pages 13-16 pour des notes

1) NAPA ProSelect et Argent - Conduite normale - Intervalles normaux de remplacement 2) NAPA Or - Conduite difficile - Intervalles recommandés par FEO 3) NAPA Platine - Conduite très difficile - Intervalles recommandés par FEO

N/A = No disponible N/R = No requerido N/S = No Servicable Para el aire de la cabina y tabla de localización de filtro, consulte las páginas 5-12 Ver las páginas 13-16 para las notas al pie de página

1) NAPA ProSelect y Plata - Manejo normal - Intervalos normales de cambio 2) NAPA Oro - Manejo difícil - Intervalos recomendados por el OEM 3) NAPA Platino - Manejo muy difícil - Intervalos recomendados por el OEM

Italicized Part Numbers May Not Be Available.

Las piezas con números en *italicas* pueden no estar disponibles. Les numéros de pièce en *italiques* peuvent ne pas être disponibles.





## Pass Car Light Truck - Oil - Air - Cabin

FORD 2018-2017

Year/Año/Année Model/Modelo/Modele Engine/Motor/Moteur	Eng. Code Código de motor Code moteur	VIN NIV NIV	GOLD Oil Aceite Huile	ProSelect Oil Aceite Huile	Platinum Oil Aceite Huile	GOLD Air Aire Air	ProSelect Air Aire Air	GOLD Cabin Air Cabina Aire Cabine Air	ProSelect Cabin Air Cabina Aire Cabine Air	Platinum Cabin Air Cabina Aire Cabine Air	Loc. Cabin Air Cabina Aire Cabine Air
--	---	-------------------	--------------------------------	-------------------------------------	------------------------------------	----------------------------	---------------------------------	--	---	--	--

## FORD (Cont'd/Suite)

## 2018 (Cont'd/Suite)

## TRANSIT-350

L5 3.2L 195 CID Turbo Diesel	99V	V	7502 <sup>53</sup>	27502 <sup>70</sup>	47502	200316 200652	2200316 N/A	N/R	N/R	N/R	
V6 3.5L 3496cc 213 CID Turbo	99G	G	7502 <sup>53</sup>	27502 <sup>70</sup>	47502	200316 <sup>141</sup>	2200316 <sup>141</sup>	N/R	N/R	N/R	
V6 3.7L 3726cc 227 CID	99M		7502 <sup>53</sup>	27502 <sup>70</sup>	47502	200316 <sup>141</sup>	2200316 <sup>141</sup>	N/R	N/R	N/R	
V6 3.7L 3726cc 227 CID CNG	99M	M	7502 <sup>53</sup>	27502 <sup>70</sup>	47502	200316 <sup>141</sup>	2200316 <sup>141</sup>	N/R	N/R	N/R	
V6 3.7L 3726cc 227 CID Flex	99M	M	7502 <sup>53</sup>	27502 <sup>70</sup>	47502	200316 <sup>141</sup>	2200316 <sup>141</sup>	N/R	N/R	N/R	
V6 3.7L 3726cc 227 CID LPG	99M	M	7502 <sup>53</sup>	27502 <sup>70</sup>	47502	200316 <sup>141</sup>	2200316 <sup>141</sup>	N/R	N/R	N/R	

## TRANSIT-350 HD

L5 3.2L 195 CID Turbo Diesel	99V	V	7502 <sup>53</sup>	27502 <sup>70</sup>	47502	200316 <sup>141</sup>	2200316 <sup>141</sup>	N/R	N/R	N/R	
V6 3.5L 3496cc 213 CID Turbo	99G	G	7502 <sup>53</sup>	27502 <sup>70</sup>	47502	200316 <sup>141</sup>	2200316 <sup>141</sup>	N/R	N/R	N/R	
V6 3.7L 3726cc 227 CID	99M		7502 <sup>53</sup>	27502 <sup>70</sup>	47502	200316 <sup>141</sup>	2200316 <sup>141</sup>	N/R	N/R	N/R	
V6 3.7L 3726cc 227 CID CNG	99M	M	7502 <sup>53</sup>	27502 <sup>70</sup>	47502	200316 <sup>141</sup>	2200316 <sup>141</sup>	N/R	N/R	N/R	
V6 3.7L 3726cc 227 CID Flex	99M	M	7502 <sup>53</sup>	27502 <sup>70</sup>	47502	200316 <sup>141</sup>	2200316 <sup>141</sup>	N/R	N/R	N/R	
V6 3.7L 3726cc 227 CID LPG	99M	M	7502 <sup>53</sup>	27502 <sup>70</sup>	47502	200316 <sup>141</sup>	2200316 <sup>141</sup>	N/R	N/R	N/R	

## VAN E-SERIES (UP TO 450 SERIES)

V10 6.8L 415 CID LPG/CNG/			1372 <sup>53</sup>	21372 <sup>70</sup>	41372	6418	26418	N/R	N/R	N/R	
V8 6.2L 6210cc 379 CID Flex			1372 <sup>53</sup>	21372 <sup>70</sup>	41372	6418	26418	N/R	N/R	N/R	

## 2017

## C-MAX

L4 2.0L 1999cc 122 CID Electric/Gas			1348 <sup>53</sup>	21348 <sup>70</sup>	41348	200036	2200036	4419	224419	4234419	1
-------------------------------------	--	--	--------------------	---------------------	-------	--------	---------	------	--------	---------	---

## E350 SUPER DUTY CHASSIS CAB

V10 6.8L 415 CID		S	1372 <sup>53</sup>	21372 <sup>70</sup>	41372	6418	26418	N/R	N/R	N/R	
V10 6.8L 415 CID CNG/LPG			1372 <sup>53</sup>	21372 <sup>70</sup>	41372	6418	26418	N/R	N/R	N/R	
V8 6.2L 6200CC 378CID			1372 <sup>53</sup>	21372	41372	6418	26418	N/R	N/R	N/R	

## ECOSPORT

L4 2.0L (Mex.)			1348 <sup>53</sup>	21348 <sup>70</sup>	41348	N/A	N/A	4619	224619	N/A	
----------------	--	--	--------------------	---------------------	-------	-----	-----	------	--------	-----	--

## EDGE

L4 2.0L 1999cc 122 CID Turbo		9	1348 <sup>53</sup>	21348 <sup>70</sup>	41348	200048	2200048	230084	2230084	4230084	3
V6 2.7L 164 CID Turbo		P	100050	2100050	N/A	200048	2200048	230084	2230084	4230084	3
V6 3.5L 3496cc 213 CID			7502 <sup>53</sup>	27502 <sup>70</sup>	47502	200048	2200048	230084	2230084	4230084	3

## ESCAPE

L4 1.5L 1499cc 91 CID Turbo P*			1348 <sup>53</sup>	21348 <sup>70</sup>	41348	9017	29017	4419	224419	4234419	
L4 2.0L 1999cc 122 CID Turbo		9	1348 <sup>53</sup>	21348 <sup>70</sup>	41348	9017	29017	4419	224419	4234419	1
L4 2.5L 2488cc 152 CID		7	1348 <sup>53</sup>	21348 <sup>70</sup>	41348	200095	2200095	4419	224419	4234419	1

## EXPEDITION

V6 3.5L 3496cc 213 CID Turbo			7502 <sup>53</sup>	27502 <sup>70</sup>	47502	9883 <sup>155</sup> 9883FR <sup>360</sup>	29883 <sup>155</sup> N/A <sup>360</sup>	N/R	N/R	N/R	
------------------------------	--	--	--------------------	---------------------	-------	--	--	-----	-----	-----	--

## EXPLORER

L4 2.3L 140 CID Turbo			1348 <sup>53</sup>	21348 <sup>70</sup>	41348	6935	26935	4068	224068	4234068	
V6 3.5L 3496cc 213 CID			7502 <sup>53</sup>	27502 <sup>70</sup>	47502	6935	26935	4068	224068	4234068	
V6 3.5L 3496cc 213 CID Turbo			7502 <sup>53</sup>	27502 <sup>70</sup>	47502	6935	26935	4068	224068	4234068	

## EXPLORER SPORT

V6 3.5L 3496cc 213 CID Turbo			7502 <sup>53</sup>	27502 <sup>70</sup>	47502	6935	26935	4068	224068	4234068	
------------------------------	--	--	--------------------	---------------------	-------	------	-------	------	--------	---------	--

## FIESTA

L3 1.0L 999cc 61 CID Turbo		E	1348 <sup>53</sup>	21348 <sup>70</sup>	41348	200261	2200261	4619	224619	N/A	1
L4 1.6L 1596cc 97 CID		J	1348 <sup>53</sup>	21348 <sup>70</sup>	41348	200261	2200261	4619	224619	N/A	1
L4 1.6L 1596cc 97 CID Turbo		X	1348 <sup>53</sup>	21348 <sup>70</sup>	41348	200261	2200261	4619	224619	N/A	1

## FIGO

L4 1.5L 1498CC 92CID (Mex.)			1348 <sup>53</sup>	21348 <sup>70</sup>	41348	9604	29604	4619	224619	N/A	
-----------------------------	--	--	--------------------	---------------------	-------	------	-------	------	--------	-----	--

N/A = Not Available N/R = Not Required N/S = Not Servicable For cabin air locator chart, see pages 5-12 See pages 13-16 for footnotes

1) ProSelect - Normal Driving - Traditional Change Intervals 2) NAPA Gold - Severe Driving - OE Recommended intervals 3) NAPA Platinum - Harsh Driving - OE Recommend Intervals

N/A = Non disponible N/R = Non nécessaire N/S = Non réparable Voir le tableau des filtres et d'habitacle aux pages 5-12 Voir pages 13-16 pour des notes

1) NAPA ProSelect et Argent - Conduite normale - Intervalles normaux de remplacement 2) NAPA Or - Conduite difficile - Intervalles recommandés par FEO 3) NAPA Platine - Conduite très difficile - Intervalles recommandés par FEO

N/A = No disponible N/R = No requerido N/S = No Servicable Para el aire de la cabina y tabla de localización de filtro, consulte las páginas 5-12 Ver las páginas 13-16 para las notas al pie de página

1) NAPA ProSelect y Plata - Manejo normal - Intervalles normales de cambio 2) NAPA Oro - Manejo difícil - Intervalles recomendados por el OEM 3) NAPA Platino - Manejo muy difícil - Intervalles recomendados por el OEM

Italicized Part Numbers May Not Be Available.

Las piezas con números en *italicas* pueden no estar disponibles.Les numéros de pièce en *italiques* peuvent ne pas être disponibles.

Pass Car Light Truck Oil - Air - Cabin



FORD 2017

Pass Car Light Truck - Oil - Air - Cabin

Year/Año/Année Model/Modelo/Modèle Engine/Motor/Moteur	Eng. Code Código de motor Code moteur	VIN NIV NIV	GOLD Oil Aceite Huile	ProSelect Oil Aceite Huile	Platinum Oil Aceite Huile	GOLD Air Aire Air	ProSelect Air Aire Air	GOLD Cabin Air Cabina Aire Cabine Air	ProSelect Cabin Air Cabina Aire Cabine Air	Platinum Cabin Air Cabina Aire Cabine Air	Loc. Cabin Air Cabina Aire Cabine Air
--	---	-------------------	--------------------------------	-------------------------------------	------------------------------------	----------------------------	---------------------------------	--	---	--	--

FORD (Cont'd/Suite)

**2017** (Cont'd/Suite)

**FLEX**

V6 3.5L 3496cc 213 CID		8	7502 <sup>53</sup> 7502 <sup>53</sup>	27502 <sup>70</sup> 27502 <sup>70</sup>	47502 47502	6935 6935	26935 26935	4068 4068	224068 224068	4234068 4234068	4 4
V6 3.5L 3496cc 213 CID Turbo		T	7502 <sup>53</sup>	27502 <sup>70</sup>	47502	6935	26935	4068	224068	4234068	4

**FOCUS**

L3 1.0L 999cc 61 CID Turbo		E	1348 <sup>53</sup>	21348 <sup>70</sup>	41348	9017	29017	4419	224419	4234419	3
L4 2.0L 121 CID		2	1348 <sup>53</sup>	21348 <sup>70</sup>	41348	9017	29017	4419	224419	4234419	3
L4 2.0L 1999cc 122 CID Turbo		9	1348 <sup>53</sup>	21348 <sup>70</sup>	41348	9017	29017	4419	224419	4234419	3

**FOCUS Electric**

Electric Electric		4	N/R	N/R	N/R	N/R	N/R	4419	224419	4234419	3
-------------------	--	---	-----	-----	-----	-----	-----	------	--------	---------	---

**FOCUS RS**

L4 2.3L 140 CID Turbo			1348 <sup>53</sup>	21348 <sup>70</sup>	41348	9017	29017	4419	224419	4234419	
-----------------------	--	--	--------------------	---------------------	-------	------	-------	------	--------	---------	--

**FUSION**

L4 1.5L 1499cc 91 CID Turbo		D	1348 <sup>53</sup>	21348 <sup>70</sup>	41348	200048	2200048	230084	2230084	4230084	1
L4 2.0L 1999cc 122 CID Electric/Gas		U	1348 <sup>53</sup>	21348 <sup>70</sup>	41348	200036	2200036	230084	2230084	4230084	1
L4 2.0L 1999cc 122 CID Turbo		9	1348 <sup>53</sup>	21348 <sup>70</sup>	41348	200048	2200048	230084	2230084	4230084	1
L4 2.5L 2488cc 152 ID		7	1348 <sup>53</sup>	21348 <sup>70</sup>	41348	200048	2200048	230084	2230084	4230084	1
V6 2.7L 164 CID Turbo			100050	2100050	N/A	200048	2200048	230084	2230084	4230084	1

**GT**

V6 3.5L 3496CC 213CID Turbo			N/A	N/A	N/A	200048	2200048	4419	224419	4234419	
-----------------------------	--	--	-----	-----	-----	--------	---------	------	--------	---------	--

**MUSTANG**

L4 2.3L 140 CID Turbo	99H	H	1348 <sup>53</sup>	21348 <sup>70</sup>	41348	200315	2200315	230195	2230195	N/A	
V6 3.7L 3726cc 227 CID	99M	M	7502 <sup>53</sup>	27502 <sup>70</sup>	47502	200315	2200315	230195	2230195	N/A	
V8 5.0L 4951cc 302 CID	99F	F	7502 <sup>53</sup>	27502 <sup>70</sup>	47502	200315	2200315	230195	2230195	N/A	

**MUSTANG Shelby GT350**

V8 5.2L			N/A <sup>290</sup> (Spin On) N/A <sup>291</sup> (Cart.)	N/A <sup>290</sup> (Spin On) N/A <sup>291</sup> (Cart.)	N/A <sup>290</sup> (Spin On) N/A <sup>291</sup> (Cart.)	200429	N/A	230195	2230195	N/A	
---------	--	--	--	--	--	--------	-----	--------	---------	-----	--

**PICKUP F150 ALL**

V6 2.7L 164 CID Turbo		P	100050	2100050	N/A	9883 <sup>155</sup> 9883FR <sup>360</sup>	29883 <sup>155</sup> N/A <sup>360</sup>	230653 <sup>78</sup> 230266 <sup>79</sup>	N/A <sup>78</sup> 2230266 <sup>79</sup>	N/A <sup>78</sup> 4230266 <sup>79</sup>	
V6 3.5L 3496CC			7502 <sup>53</sup>	27502 <sup>70</sup>	47502	9883 <sup>155</sup> 9883FR <sup>360</sup>	29883 <sup>155</sup> N/A <sup>360</sup>	230653 <sup>78</sup> 230266 <sup>79</sup>	N/A <sup>78</sup> 2230266 <sup>79</sup>	N/A <sup>78</sup> 4230266 <sup>79</sup>	
V6 3.5L 3496cc 213 CID Turbo			7502 <sup>53</sup>	27502 <sup>70</sup>	47502	9883 <sup>155</sup> 9883FR <sup>360</sup>	29883 <sup>155</sup> N/A <sup>360</sup>	230653 <sup>78</sup> 230266 <sup>79</sup>	N/A <sup>78</sup> 2230266 <sup>79</sup>	N/A <sup>78</sup> 4230266 <sup>79</sup>	
V8 5.0L 5000CC 302CID			7502 <sup>53</sup>	27502 <sup>70</sup>	47502	9883 9883 <sup>155</sup> 9883FR <sup>360</sup>	29883 29883 <sup>155</sup> N/A <sup>360</sup>	230653 <sup>78</sup> 230266 <sup>79</sup>	N/A <sup>78</sup> 2230266 <sup>79</sup>	N/A <sup>78</sup> 4230266 <sup>79</sup>	

**PICKUP F150 ALL Raptor**

V6 3.5L 3496cc 213 CID Turbo			7502 <sup>53</sup>	27502 <sup>70</sup>	47502	9883 9883FR	29883 N/A	230653 <sup>78</sup> 230266 <sup>79</sup>	N/A <sup>78</sup> 2230266 <sup>79</sup>	N/A <sup>78</sup> 4230266 <sup>79</sup>	
------------------------------	--	--	--------------------	---------------------	-------	----------------	--------------	--	--	--	--

**PICKUP F-SERIES SUPER DUTY (UP TO 550 SERIES)**

V10 6.8L 415 CID		Y	1372 <sup>53</sup>	21372 <sup>70</sup>	41372	200697	2200697	230653 <sup>78</sup> 230266 <sup>79</sup>	N/A <sup>78</sup> 2230266 <sup>79</sup>	N/A <sup>78</sup> 4230266 <sup>79</sup>	
V8 6.2L 6210cc 379 CID Flex			1372 <sup>53</sup>	21372 <sup>70</sup>	41372	200697	2200697	230653 <sup>78</sup> 230266 <sup>79</sup>	N/A <sup>78</sup> 2230266 <sup>79</sup>	N/A <sup>78</sup> 4230266 <sup>79</sup>	
V8 6.7L 6651cc 406 CID Turbo Diesel			7151 <sup>53</sup>	27151	47151	200679	2200679	230653 <sup>78</sup> 230266 <sup>79</sup>	N/A <sup>78</sup> 2230266 <sup>79</sup>	N/A <sup>78</sup> 4230266 <sup>79</sup>	

**POLICE INTERCEPTOR SEDAN**

V6 3.5L 3496cc 213 CID FLEX/		8	7502 <sup>53</sup>	27502 <sup>70</sup>	47502	6935	26935	4068	224068	4234068	
V6 3.5L 3496cc 213 CID Turbo		T	7502 <sup>53</sup>	27502 <sup>70</sup>	47502	6935	26935	4068	224068	4234068	
V6 3.7L 3726cc 227 CID FLEX/			7502 <sup>53</sup>	27502 <sup>70</sup>	47502	6935	26935	4068	224068	4234068	

N/A = Not Available N/R = Not Required N/S = Not Servicable For cabin air locator chart, see pages 5-12 See pages 13-16 for footnotes

1) ProSelect - Normal Driving - Traditional Change Intervals 2) NAPA Gold - Severe Driving - OE Recommended Intervals 3) NAPA Platinum - Harsh Driving - OE Recommend Intervals

N/A = Non disponible N/R = Non nécessaire N/S = Non réparable Voir le tableau des filtres et d'habitacle aux pages 5-12 Voir pages 13-16 pour des notes

1) NAPA ProSelect et Argent - Conduite normale - Intervalles normaux de remplacement 2) NAPA Or - Conduite difficile - Intervalles recommandés par FEO 3) NAPA Platine - Conduite très difficile - Intervalles recommandés par FEO

N/A = No disponible N/R = No requerido N/S = No Servicable Para el aire de la cabina y tabla de localización de filtro, consulte las páginas 5-12 Ver las páginas 13-16 para las notas al pie de página

1) NAPA ProSelect y Plata - Manejo normal - Intervalos normales de cambio 2) NAPA Oro - Manejo difícil - Intervalos recomendados por el OEM 3) NAPA Platino - Manejo muy difícil - Intervalos recomendados por el OEM

*Italicized Part Numbers May Not Be Available.*

Las piezas con números en *italicas* pueden no estar disponibles.  
Les numéros de pièce en *italiques* peuvent ne pas être disponibles.



Pass Car Light Truck - Oil - Air - Cabin

FORD 2017

Year/Año/Année Model/Modelo/Modele Engine/Motor/Moteur	Eng. Code Código de motor Code moteur	VIN NIV NIV	GOLD Oil Aceite Huile	ProSelect Oil Aceite Huile	Platinum Oil Aceite Huile	GOLD Air Aire Air	ProSelect Air Aire Air	GOLD Cabin Air Cabina Aire Cabine Air	ProSelect Cabin Air Cabina Aire Cabine Air	Platinum Cabin Air Cabina Aire Cabine Air	Loc. Cabin Air Cabina Aire Cabine Air
--	---	-------------------	--------------------------------	-------------------------------------	------------------------------------	----------------------------	---------------------------------	--	---	--	--

FORD (Cont'd/Suite)

2017 (Cont'd/Suite)

POLICE INTERCEPTOR UTILITY

V6 3.5L 3496cc 213 CID Turbo			7502 <sup>53</sup>	27502 <sup>70</sup>	47502	6935	26935	4068	224068	4234068	
V6 3.7L 3726cc 227 CID Flex	99M	M	7502 <sup>53</sup>	27502 <sup>70</sup>	47502	6935	26935	4068	224068	4234068	

RANGER

L4 2.2L 2198cc Turbo Diesel (Mex.)			107508	N/A	N/A	209763	N/A	232094	N/A	N/A	
L4 2.5L 152 CID (Mex.)			1372 <sup>53</sup>	21372 <sup>70</sup>	41372	209763	N/A	N/A	N/A	N/A	
L5 3.2L 3200cc Turbo Diesel (Mex.)			107508	N/A	N/A	209763	N/A	232094	N/A	N/A	

Special Service Police Sedan

L4 2.0L 122 CID Turbo		8	1348 <sup>53</sup>	21348 <sup>70</sup>	41348	6935	26935	4068	224068	4234068	
-----------------------	--	---	--------------------	---------------------	-------	------	-------	------	--------	---------	--

TAURUS

L4 2.0L 1999cc 122 CID Turbo		9	1348 <sup>53</sup>	21348 <sup>70</sup>	41348	6935	26935	4068	224068	4234068	3
V6 3.5L 213 CID		8	7502 <sup>53</sup>	27502 <sup>70</sup>	47502	6935	26935	4068	224068	4234068	3
V6 3.5L 3496cc 213 CID Turbo			7502 <sup>53</sup>	27502 <sup>70</sup>	47502	6935	26935	4068	224068	4234068	4

TRANSIT CONNECT

L4 2.5L 2488cc 152 CID		7	1348 <sup>53</sup>	21348 <sup>70</sup>	41348	200095	2200095	4419	224419	4234419	1
L4 2.5L 2488cc 152 CID CNG/LPG			1348 <sup>53</sup>	21348 <sup>70</sup>	41348	200095	2200095	4419	224419	4234419	1

TRANSIT-150

L5 3.2L 195 CID Turbo Diesel	99V	V	7502 <sup>53</sup>	27502 <sup>70</sup>	47502	200316 <sup>141</sup>	2200316 <sup>141</sup>	N/R	N/R	N/R	
V6 3.5L 3496cc 213 CID Turbo	99G	G	7502 <sup>53</sup>	27502 <sup>70</sup>	47502	200316 <sup>141</sup>	2200316 <sup>141</sup>	N/R	N/R	N/R	
V6 3.7L 3726cc 227 CID CNG	99M	M	7502 <sup>53</sup>	27502 <sup>70</sup>	47502	200316 <sup>141</sup>	2200316 <sup>141</sup>	N/R	N/R	N/R	
V6 3.7L 3726cc 227 CID Flex	99M	M	7502 <sup>53</sup>	27502 <sup>70</sup>	47502	200316 <sup>141</sup>	2200316 <sup>141</sup>	N/R	N/R	N/R	
V6 3.7L 3726cc 227 CID LPG	99M	M	7502 <sup>53</sup>	27502 <sup>70</sup>	47502	200316 <sup>141</sup>	2200316 <sup>141</sup>	N/R	N/R	N/R	

TRANSIT-250

L5 3.2L 195 CID Turbo Diesel	99V	V	7502 <sup>53</sup>	27502 <sup>70</sup>	47502	200316 <sup>141</sup>	2200316 <sup>141</sup>	N/R	N/R	N/R	
V6 3.5L 3496cc 213 CID Turbo	99G	G	7502 <sup>53</sup>	27502 <sup>70</sup>	47502	200316 <sup>141</sup>	2200316 <sup>141</sup>	N/R	N/R	N/R	
V6 3.7L 3726cc 227 CID CNG	99M	M	7502 <sup>53</sup>	27502 <sup>70</sup>	47502	200316 <sup>141</sup>	2200316 <sup>141</sup>	N/R	N/R	N/R	
V6 3.7L 3726cc 227 CID Flex	99M	M	7502 <sup>53</sup>	27502 <sup>70</sup>	47502	200316 <sup>141</sup>	2200316 <sup>141</sup>	N/R	N/R	N/R	
V6 3.7L 3726cc 227 CID LPG	99M	M	7502 <sup>53</sup>	27502 <sup>70</sup>	47502	200316 <sup>141</sup>	2200316 <sup>141</sup>	N/R	N/R	N/R	

TRANSIT-350

L5 3.2L 195 CID Turbo Diesel	99V	V	7502 <sup>53</sup>	27502 <sup>70</sup>	47502	200316 <sup>141</sup>	2200316 <sup>141</sup>	N/R	N/R	N/R	
V6 3.5L 3496cc 213 CID Turbo	99G	G	7502 <sup>53</sup>	27502 <sup>70</sup>	47502	200316 <sup>141</sup>	2200316 <sup>141</sup>	N/R	N/R	N/R	
V6 3.7L 3726cc 227 CID CNG	99M	M	7502 <sup>53</sup>	27502 <sup>70</sup>	47502	200316 <sup>141</sup>	2200316 <sup>141</sup>	N/R	N/R	N/R	
V6 3.7L 3726cc 227 CID Flex	99M	M	7502 <sup>53</sup>	27502 <sup>70</sup>	47502	200316 <sup>141</sup>	2200316 <sup>141</sup>	N/R	N/R	N/R	
V6 3.7L 3726cc 227 CID LPG	99M	M	7502 <sup>53</sup>	27502 <sup>70</sup>	47502	200316 <sup>141</sup>	2200316 <sup>141</sup>	N/R	N/R	N/R	

TRANSIT-350 HD

L5 3.2L 195 CID Turbo Diesel	99V	V	7502 <sup>53</sup>	27502 <sup>70</sup>	47502	200316 <sup>141</sup>	2200316 <sup>141</sup>	N/R	N/R	N/R	
V6 3.5L 3496cc 213 CID Turbo	99G	G	7502 <sup>53</sup>	27502 <sup>70</sup>	47502	200316 <sup>141</sup>	2200316 <sup>141</sup>	N/R	N/R	N/R	
V6 3.7L 3726cc 227 CID CNG	99M	M	7502 <sup>53</sup>	27502 <sup>70</sup>	47502	200316 <sup>141</sup>	2200316 <sup>141</sup>	N/R	N/R	N/R	
V6 3.7L 3726cc 227 CID Flex	99M	M	7502 <sup>53</sup>	27502 <sup>70</sup>	47502	200316 <sup>141</sup>	2200316 <sup>141</sup>	N/R	N/R	N/R	

N/A = Not Available N/R = Not Required N/S = Not Servicable For cabin air locator chart, see pages 5-12 See pages 13-16 for footnotes

1) ProSelect - Normal Driving - Traditional Change Intervals 2) NAPA Gold - Severe Driving - OE Recommended intervals 3) NAPA Platinum - Harsh Driving - OE Recommend Intervals

N/A = Non disponible N/R = Non nécessaire N/S = Non réparable Voir le tableau des filtres et d'habitacle aux pages 5-12 Voir pages 13-16 pour des notes

1) NAPA ProSelect et Argent - Conduite normale - Intervalles normaux de remplacement 2) NAPA Or - Conduite difficile - Intervalles recommandés par FEO 3) NAPA Platine - Conduite très difficile - Intervalles recommandés par FEO

N/A = No disponible N/R = No requerido N/S = No Servicable Para el aire de la cabina y tabla de localización de filtro, consulte las páginas 5-12 Ver las páginas 13-16 para las notas al pie de página

1) NAPA ProSelect y Plata - Manejo normal - Intervalles normales de cambio 2) NAPA Oro - Manejo difícil - Intervalles recomendados por el OEM 3) NAPA Platino - Manejo muy difícil - Intervalles recomendados por el OEM

Italicized Part Numbers May Not Be Available.

Las piezas con números en *italicas* pueden no estar disponibles.

Les numéros de pièce en *italiques* peuvent ne pas être disponibles.

P  
a  
s  
s  
C  
a  
r  
L  
i  
g  
h  
t  
T  
r  
u  
c  
k  
O  
i  
l  
-  
A  
i  
r  
-  
C  
a  
b  
i  
n



FORD 2017-2016

Pass Car Light Truck - Oil - Air - Cabin

Year/Año/Année Model/Modelo/Modele Engine/Motor/Moteur	Eng. Code Código de motor Code moteur	VIN NIV NIV	GOLD Oil Aceite Huile	ProSelect Oil Aceite Huile	Platinum Oil Aceite Huile	GOLD Air Aire Air	ProSelect Air Aire Air	GOLD Cabin Air Cabina Aire Cabine Air	ProSelect Cabin Air Cabina Aire Cabine Air	Platinum Cabin Air Cabina Aire Cabine Air	Loc. Cabin Air Cabina Aire Cabine Air
--	---	-------------------	--------------------------------	-------------------------------------	------------------------------------	----------------------------	---------------------------------	--	---	--	--

FORD (Cont'd/Suite)

**2017** (Cont'd/Suite)

TRANSIT-350 HD (Cont'd/Suite)

V6 3.7L 372cc 227 CID LPG	99M	M	7502 <sup>53</sup>	27502 <sup>70</sup>	47502	200316 <sup>141</sup> 200652 <sup>318</sup>	2200316 <sup>141</sup> N/A <sup>318</sup>	N/R	N/R	N/R	
---------------------------	-----	---	--------------------	---------------------	-------	--	--	-----	-----	-----	--

VAN E-SERIES (UP TO 450 SERIES)

V10 6.8L 415 CID LPG/CNG/			1372 <sup>53</sup>	21372 <sup>70</sup>	41372	6418	26418	N/R	N/R	N/R	
V8 6.2L 6210cc 379 CID Flex			1372 <sup>53</sup>	21372 <sup>70</sup>	41372	6418	26418	N/R	N/R	N/R	

**2016**

C-MAX

L4 2.0L 1999cc 122 CID Electric/Gas			1348 <sup>53</sup>	21348 <sup>70</sup>	41348	200036	2200036	4419	224419	4234419	1
-------------------------------------	--	--	--------------------	---------------------	-------	--------	---------	------	--------	---------	---

E350 SUPER DUTY CHASSIS CAB

V10 6.8L 415 CID		S	1372 <sup>53</sup>	21372 <sup>70</sup>	41372	6418	26418	N/R	N/R	N/R	
V10 6.8L 415 CID CNG/LPG		S	1372 <sup>53</sup>	21372 <sup>70</sup>	41372	6418	26418	N/R	N/R	N/R	
V8 5.4L 330 CID Flex		L	1372 <sup>53</sup>	21372 <sup>70</sup>	41372	6418	26418	N/R	N/R	N/R	

ECOSPORT

L4 2.0L 1999cc (Mex.)			1348 <sup>53</sup>	21348 <sup>70</sup>	41348	N/A	N/A	N/A	N/A	N/A	
-----------------------	--	--	--------------------	---------------------	-------	-----	-----	-----	-----	-----	--

EDGE

L4 2.0L 1999cc 122 CID Turbo		9	1348 <sup>53</sup>	21348 <sup>70</sup>	41348	200048	2200048	230084	2230084	4230084	3
V6 2.7L 164 CID Turbo		P	100050	2100050	N/A	200048	2200048	230084	2230084	4230084	3
V6 3.5L 3496cc 213 CID			7502 <sup>53</sup>	27502 <sup>70</sup>	47502	200048	2200048	230084	2230084	4230084	3

ESCAPE

L4 1.6L 1601cc 98 CID Turbo		X	1348 <sup>53</sup>	21348 <sup>70</sup>	41348	9017	29017	4419	224419	4234419	1
L4 2.0L 1999cc 122 CID Turbo		9	1348 <sup>53</sup>	21348 <sup>70</sup>	41348	9017	29017	4419	224419	4234419	1
L4 2.5L 2488cc 152 CID		7	1348 <sup>53</sup>	21348 <sup>70</sup>	41348	200095	2200095	4419	224419	4234419	1

EXPEDITION

V6 3.5L 3496cc 213 CID Turbo		T	7502 <sup>53</sup>	27502 <sup>70</sup>	47502	9883 <sup>155</sup> 9883FR <sup>360</sup>	29883 <sup>155</sup> N/A <sup>360</sup>	N/R	N/R	N/R	
------------------------------	--	---	--------------------	---------------------	-------	--	--	-----	-----	-----	--

EXPLORER

L4 2.3L 2300CC 140CID EcoBoost Turbo	EcoBoost	H	1348 <sup>53</sup>	21348 <sup>70</sup>	41348	6935	26935	4068	224068	4234068	
V6 3.5L 3496cc 213 CID			7502 <sup>53</sup>	27502 <sup>70</sup>	47502	6935	26935	4068	224068	4234068	
V6 3.5L 3496cc 213 CID Turbo			7502 <sup>53</sup>	27502 <sup>70</sup>	47502	6935	26935	4068	224068	4234068	

FIESTA

L3 1.0L 999cc 61 CID Turbo		E	1348 <sup>53</sup>	21348 <sup>70</sup>	41348	200261	2200261	4619	224619	N/A	1
L4 1.6L 1596cc 97 CID		J	1348 <sup>53</sup>	21348 <sup>70</sup>	41348	200261	2200261	4619	224619	N/A	1
L4 1.6L 1596cc 97 CID Turbo		X	1348 <sup>53</sup>	21348 <sup>70</sup>	41348	200261	2200261	4619	224619	N/A	1

FIGO

L4 1.5L 1498CC 92CID (Mex.)			1348 <sup>53</sup>	21348 <sup>70</sup>	41348	9604	29604	4619	224619	N/A	
-----------------------------	--	--	--------------------	---------------------	-------	------	-------	------	--------	-----	--

FLEX

V6 3.5L 3496cc 213 CID		8	7502 <sup>53</sup>	27502 <sup>70</sup>	47502	6935	26935	4068	224068	4234068	4
V6 3.5L 3496cc 213 CID Turbo		T	7502 <sup>53</sup>	27502 <sup>70</sup>	47502	6935	26935	4068	224068	4234068	4

FOCUS

L3 1.0L 999cc 61 CID Turbo		E	1348 <sup>53</sup>	21348 <sup>70</sup>	41348	9017	29017	4419	224419	4234419	3
L4 2.0L 121 CID		2	1348 <sup>53</sup>	21348 <sup>70</sup>	41348	9017	29017	4419	224419	4234419	3
L4 2.0L 122 CID FLEX/		2	1348 <sup>53</sup>	21348 <sup>70</sup>	41348	9017	29017	4419	224419	4234419	3
L4 2.0L 1999cc 122 CID Turbo		9	1348 <sup>53</sup>	21348 <sup>70</sup>	41348	9017	29017	4419	224419	4234419	3
L4 2.3L 140 CID			1348 <sup>53</sup>	21348 <sup>70</sup>	41348	9017	29017	4419	224419	4234419	

FOCUS Electric

Electric Electric		4	N/R	N/R	N/R	N/R	N/R	4419	224419	4234419	3
-------------------	--	---	-----	-----	-----	-----	-----	------	--------	---------	---

FOCUS RS

L4 2.3L 140 CID Turbo			1348 <sup>53</sup>	21348 <sup>70</sup>	41348	9017	29017	4419	224419	4234419	
-----------------------	--	--	--------------------	---------------------	-------	------	-------	------	--------	---------	--

N/A = Not Available N/R = Not Required N/S = Not Servicable For cabin air locator chart, see pages 5-12 See pages 13-16 for footnotes

1) ProSelect - Normal Driving - Traditional Change Intervals 2) NAPA Gold - Severe Driving - OE Recommended Intervals 3) NAPA Platinum - Harsh Driving - OE Recommend Intervals

N/A = Non disponible N/R = Non nécessaire N/S = Non réparable Voir le tableau des filtres et d'habitacle aux pages 5-12 Voir pages 13-16 pour des notes

1) NAPA ProSelect et Argent - Conduite normale - Intervalles normaux de remplacement 2) NAPA Or - Conduite difficile - Intervalles recommandés par FEO 3) NAPA Platine - Conduite très difficile - Intervalles recommandés par FEO

N/A = No disponible N/R = No requerido N/S = No Servicable Para el aire de la cabina y tabla de localización de filtro, consulte las páginas 5-12 Ver las páginas 13-16 para las notas al pie de página

1) NAPA ProSelect y Plata - Manejo normal - Intervalos normales de cambio 2) NAPA Oro - Manejo difícil - Intervalos recomendados por el OEM 3) NAPA Platino - Manejo muy difícil - Intervalos recomendados por el OEM

*Italicized Part Numbers May Not Be Available.*

Las piezas con números en *italicas* pueden no estar disponibles.  
Les numéros de pièce en *italiques* peuvent ne pas être disponibles.



Pass Car Light Truck - Oil - Air - Cabin

FORD 2016

Year/Ano/Année Model/Modelo/Modèle Engine/Motor/Moteur	Eng. Code Código de motor Code moteur	VIN NIV NIV	GOLD Oil Aceite Huile	ProSelect Oil Aceite Huile	Platinum Oil Aceite Huile	GOLD Air Aire Air	ProSelect Air Aire Air	GOLD Cabin Air Cabina Aire Cabine Air	ProSelect Cabin Air Cabina Aire Cabine Air	Platinum Cabin Air Cabina Aire Cabine Air	Loc. Cabin Air Cabina Aire Cabine Air
--	---	-------------------	--------------------------------	-------------------------------------	------------------------------------	----------------------------	---------------------------------	--	---	--	--

FORD (Cont'd/Suite)

2016 (Cont'd/Suite)

FUSION

L4 1.5L 1499cc 91 CID Turbo		D	1348 <sup>53</sup>	21348 <sup>70</sup>	41348	200048	2200048	230084	2230084	4230084	1
L4 2.0L 1999cc 122 CID Electric/Gas		U	1348 <sup>53</sup>	21348 <sup>70</sup>	41348	200036	2200036	230084	2230084	4230084	1
L4 2.0L 1999cc 122 CID Turbo		9	1348 <sup>53</sup>	21348 <sup>70</sup>	41348	200048	2200048	230084	2230084	4230084	1
L4 2.5L 2488cc 152 ID		7	1348 <sup>53</sup>	21348 <sup>70</sup>	41348	200048	2200048	230084	2230084	4230084	1

MUSTANG

L4 2.3L 140 CID Turbo	99H	H	1348 <sup>53</sup>	21348 <sup>70</sup>	41348	200315	2200315	230195	2230195	N/A	
V6 3.7L 3726cc 227 CID	99M	M	7502 <sup>53</sup>	27502 <sup>70</sup>	47502	200315	2200315	230195	2230195	N/A	
V8 5.0L 4951cc 302 CID	99F	F	7502 <sup>53</sup>	27502 <sup>70</sup>	47502	200315	2200315	230195	2230195	N/A	

MUSTANG Shelby GT350

V8 5.2L			N/A	N/A	N/A	200429	N/A	230195	2230195	N/A	
---------	--	--	-----	-----	-----	--------	-----	--------	---------	-----	--

PICKUP F150 ALL

V6 2.7L 164 CID Turbo		P	100050	2100050	N/A	9883 <sup>155</sup> 9883FR <sup>360</sup>	29883 <sup>155</sup> N/A <sup>360</sup>	230653 <sup>78</sup> 230266 <sup>79</sup>	N/A <sup>78</sup> 2230266 <sup>79</sup>	N/A <sup>78</sup> 4230266 <sup>79</sup>	
V6 3.5L 3496CC			7502 <sup>53</sup>	27502 <sup>70</sup>	47502	9883 <sup>155</sup> 9883FR <sup>360</sup>	29883 <sup>155</sup> N/A <sup>360</sup>	230653 <sup>78</sup> 230266 <sup>79</sup>	N/A <sup>78</sup> 2230266 <sup>79</sup>	N/A <sup>78</sup> 4230266 <sup>79</sup>	
V6 3.5L 3496cc 213 CID Turbo			7502 <sup>53</sup>	27502 <sup>70</sup>	47502	9883 <sup>155</sup> 9883FR <sup>360</sup>	29883 <sup>155</sup> N/A <sup>360</sup>	230653 <sup>78</sup> 230266 <sup>79</sup>	N/A <sup>78</sup> 2230266 <sup>79</sup>	N/A <sup>78</sup> 4230266 <sup>79</sup>	
V8 5.0L 5000CC 302CID			7502 <sup>53</sup>	27502 <sup>70</sup>	47502	9883 <sup>155</sup> 9883FR <sup>360</sup>	29883 <sup>155</sup> N/A <sup>360</sup>	230653 <sup>78</sup> 230266 <sup>79</sup>	N/A <sup>78</sup> 2230266 <sup>79</sup>	N/A <sup>78</sup> 4230266 <sup>79</sup>	

PICKUP F-SERIES SUPER DUTY (UP TO 550 SERIES)

V10 6.8L 415 CID		Y	1372 <sup>53</sup>	21372 <sup>70</sup>	41372	9883	29883	N/R	N/R	N/R	
V8 6.2L 6210cc 379 CID Flex		6	1372 <sup>53</sup>	21372 <sup>70</sup>	41372	9883 <sup>155</sup> 9883FR <sup>360</sup>	29883 <sup>155</sup> N/A <sup>360</sup>	N/R	N/R	N/R	
V8 6.7L 6651cc 406 CID Turbo Diesel		T	7151 <sup>53</sup>	27151	47151	9902 <sup>155</sup> 9902FR <sup>360</sup> 500139FR <sup>360</sup>	29902 <sup>155</sup> N/A <sup>360</sup> N/A <sup>360</sup>	N/R	N/R	N/R	

POLICE INTERCEPTOR SEDAN

L4 2.0L 122 CID Turbo		8	1348 <sup>53</sup>	21348 <sup>70</sup>	41348	6935	26935	4068	224068	4234068	
V6 3.5L 3496cc 213 CID Flex		8	7502 <sup>53</sup>	27502 <sup>70</sup>	47502	6935	26935	4068	224068	4234068	
V6 3.5L 3496cc 213 CID Turbo		T	7502 <sup>53</sup>	27502 <sup>70</sup>	47502	6935	26935	4068	224068	4234068	
V6 3.7L 3726cc 227 CID TIVCT Flex		M	7502 <sup>53</sup>	27502 <sup>70</sup>	47502	6935	26935	4068	224068	4234068	

POLICE INTERCEPTOR UTILITY

V6 227 3.7L TIVCT Flex		M	7502 <sup>53</sup>	27502 <sup>70</sup>	47502	6935	26935	4068	224068	4234068	
V6 3.5L 3496cc 213 CID Turbo			7502 <sup>53</sup>	27502 <sup>70</sup>	47502	6935	26935	4068	224068	4234068	
V6 3.7L 3726cc 227 CID	99M	M	7502 <sup>53</sup>	27502 <sup>70</sup>	47502	6935	26935	4068	224068	4234068	

RANGER

L4 2.2L 2198cc Turbo Diesel (Mex.)			107508	N/A	N/A	209763	N/A	232094	N/A	N/A	
L4 2.5L 152 CID (Mex.)			1372 <sup>53</sup>	21372 <sup>70</sup>	41372	209763	N/A	N/A	N/A	N/A	

TAURUS

L4 2.0L 1999cc 122 CID Turbo		9	1348 <sup>53</sup>	21348 <sup>70</sup>	41348	6935	26935	4068	224068	4234068	3
V6 3.5L 213 CID		8	7502 <sup>53</sup>	27502 <sup>70</sup>	47502	6935	26935	4068	224068	4234068	3
V6 3.5L 3496cc 213 CID Turbo			7502 <sup>53</sup>	27502 <sup>70</sup>	47502	6935	26935	4068	224068	4234068	4

TAURUS POLICE SEDAN

L4 2.0L 122 CID			1348 <sup>53</sup>	21348 <sup>70</sup>	41348	6935	26935	4068	224068	4234068	
-----------------	--	--	--------------------	---------------------	-------	------	-------	------	--------	---------	--

TRANSIT CONNECT

L4 1.6L 1596cc 97 CID Turbo		X	1348 <sup>53</sup>	21348 <sup>70</sup>	41348	9017	29017	4419	224419	4234419	1
L4 2.5L 2488cc 152 CID		7	1348 <sup>53</sup>	21348 <sup>70</sup>	41348	200095	2200095	4419	224419	4234419	1

TRANSIT-150

L5 3.2L 195 CID Turbo Diesel	99V	V	7502 <sup>53</sup>	27502 <sup>70</sup>	47502	200316 <sup>141</sup>	2200316 <sup>141</sup>	N/R	N/R	N/R	
V6 3.5L 3496cc 213 CID Turbo	99G	G	7502 <sup>53</sup>	27502 <sup>70</sup>	47502	200316 <sup>141</sup>	2200316 <sup>141</sup>	N/R	N/R	N/R	
V6 3.7L 3726cc 227 CID CNG	99M	M	7502 <sup>53</sup>	27502 <sup>70</sup>	47502	200316 <sup>141</sup>	2200316 <sup>141</sup>	N/R	N/R	N/R	

N/A = Not Available N/R = Not Required N/S = Not Servicable For cabin air locator chart, see pages 5-12 See pages 13-16 for footnotes

1) ProSelect - Normal Driving - Traditional Change Intervals 2) NAPA Gold - Severe Driving - OE Recommended intervals 3) NAPA Platinum - Harsh Driving - OE Recommend Intervals

N/A = Non disponible N/R = Non nécessaire N/S = Non réparable Voir le tableau des filtres et d'habitacle aux pages 5-12 Voir pages 13-16 pour des notes

1) NAPA ProSelect et Argent - Conduite normale - Intervalles normaux de remplacement 2) NAPA Or - Conduite difficile - Intervalles recommandés par FEO 3) NAPA Platine - Conduite très difficile - Intervalles recommandés par FEO

N/A = No disponible N/R = No requerido N/S = No Servicable Para el aire de la cabina y tabla de localización de filtro, consulte las páginas 5-12 Ver las páginas 13-16 para las notas al pie de página

1) NAPA ProSelect y Plata - Manejo normal - Intervalos normales de cambio 2) NAPA Oro - Manejo difícil - Intervalos recomendados por el OEM 3) NAPA Platino - Manejo muy difícil - Intervalos recomendados por el OEM

*Italicized Part Numbers May Not Be Available.*

Las piezas con números en *italicas* pueden no estar disponibles.

Les numéros de pièce en *italiques* peuvent ne pas être disponibles.

P  
a  
s  
s  
C  
a  
r  
L  
i  
g  
h  
t  
T  
r  
u  
c  
k  
O  
i  
l  
-  
A  
i  
r  
-  
C  
a  
b  
i  
n



FORD 2016-2015

Pass Car Light Truck - Oil - Air - Cabin

Year/Año/Année Model/Modelo/Modele Engine/Motor/Moteur	Eng. Code Código de motor Code moteur	VIN NIV NIV	GOLD Oil Aceite Huile	ProSelect Oil Aceite Huile	Platinum Oil Aceite Huile	GOLD Air Aire Air	ProSelect Air Aire Air	GOLD Cabin Air Cabina Aire Cabine Air	ProSelect Cabin Air Cabina Aire Cabine Air	Platinum Cabin Air Cabina Aire Cabine Air	Loc. Cabin Air Cabina Aire Cabine Air
--	---	-------------------	--------------------------------	-------------------------------------	------------------------------------	----------------------------	---------------------------------	--	---	--	--

FORD (Cont'd/Suite)

**2016** (Cont'd/Suite)

TRANSIT-150 (Cont'd/Suite)

V6 3.7L 3726cc 227 CID Flex	99M	M	7502 <sup>53</sup>	27502 <sup>70</sup>	47502	200316 <sup>141</sup>	2200316 <sup>141</sup>	N/R	N/R	N/R	
V6 3.7L 3726cc 227 CID LPG	99M	M	7502 <sup>53</sup>	27502 <sup>70</sup>	47502	200316 <sup>141</sup>	2200316 <sup>141</sup>	N/R	N/R	N/R	

TRANSIT-250

L5 3.2L 195 CID Turbo Diesel	99V	V	7502 <sup>53</sup>	27502 <sup>70</sup>	47502	200316 <sup>141</sup> 200652 <sup>318</sup>	2200316 <sup>141</sup> N/A <sup>318</sup>	N/R	N/R	N/R	
V6 3.5L 3496cc 213 CID Turbo	99G	G	7502 <sup>53</sup>	27502 <sup>70</sup>	47502	200316 200652 <sup>318</sup>	2200316 N/A <sup>318</sup>	N/R	N/R	N/R	
V6 3.7L 3726cc 227 CID CNG	99M	M	7502 <sup>53</sup>	27502 <sup>70</sup>	47502	200316 <sup>141</sup> 200652 <sup>318</sup>	2200316 <sup>141</sup> N/A <sup>318</sup>	N/R	N/R	N/R	
V6 3.7L 3726cc 227 CID Flex	99M	M	7502 <sup>53</sup>	27502 <sup>70</sup>	47502	200316 <sup>141</sup> 200652 <sup>318</sup>	2200316 <sup>141</sup> N/A <sup>318</sup>	N/R	N/R	N/R	
V6 3.7L 3726cc 227 CID LPG	99M	M	7502 <sup>53</sup>	27502 <sup>70</sup>	47502	200316 <sup>141</sup> 200652 <sup>318</sup>	2200316 <sup>141</sup> N/A <sup>318</sup>	N/R	N/R	N/R	

TRANSIT-350

L5 3.2L 195 CID Turbo Diesel	99V	V	7502 <sup>53</sup>	27502 <sup>70</sup>	47502	200316 <sup>141</sup> 200652 <sup>318</sup>	2200316 <sup>141</sup> N/A <sup>318</sup>	N/R	N/R	N/R	
V6 3.5L 3496cc 213 CID Turbo	99G	G	7502 <sup>53</sup>	27502 <sup>70</sup>	47502	200316 <sup>141</sup> 200652 <sup>318</sup>	2200316 <sup>141</sup> N/A <sup>318</sup>	N/R	N/R	N/R	
V6 3.7L 3726cc 227 CID CNG	99M	M	7502 <sup>53</sup>	27502 <sup>70</sup>	47502	200316 <sup>141</sup> 200652 <sup>318</sup>	2200316 <sup>141</sup> N/A <sup>318</sup>	N/R	N/R	N/R	
V6 3.7L 3726cc 227 CID Flex	99M	M	7502 <sup>53</sup>	27502 <sup>70</sup>	47502	200316 <sup>141</sup> 200652 <sup>318</sup>	2200316 <sup>141</sup> N/A <sup>318</sup>	N/R	N/R	N/R	
V6 3.7L 3726cc 227 CID LPG	99M	M	7502 <sup>53</sup>	27502 <sup>70</sup>	47502	200316 <sup>141</sup> 200652 <sup>318</sup>	2200316 <sup>141</sup> N/A <sup>318</sup>	N/R	N/R	N/R	

TRANSIT-350 HD

L5 3.2L 195 CID Turbo Diesel	99V	V	7502 <sup>53</sup>	27502 <sup>70</sup>	47502	200316 <sup>141</sup> 200652 <sup>318</sup>	2200316 <sup>141</sup> N/A <sup>318</sup>	N/R	N/R	N/R	
V6 3.5L 3496cc 213 CID Turbo	99G	G	7502 <sup>53</sup>	27502 <sup>70</sup>	47502	200316 <sup>141</sup> 200652 <sup>318</sup>	2200316 <sup>141</sup> N/A <sup>318</sup>	N/R	N/R	N/R	
V6 3.7L 3726cc 227 CID CNG	99M	M	7502 <sup>53</sup>	27502 <sup>70</sup>	47502	200316 <sup>141</sup> 200652 <sup>318</sup>	2200316 <sup>141</sup> N/A <sup>318</sup>	N/R	N/R	N/R	
V6 3.7L 3726cc 227 CID Flex	99M	M	7502 <sup>53</sup>	27502 <sup>70</sup>	47502	200316 <sup>141</sup> 200652 <sup>318</sup>	2200316 <sup>141</sup> N/A <sup>318</sup>	N/R	N/R	N/R	
V6 3.7L 3726cc 227 CID LPG	99M	M	7502 <sup>53</sup>	27502 <sup>70</sup>	47502	200316 <sup>141</sup> 200652 <sup>318</sup>	2200316 <sup>141</sup> N/A <sup>318</sup>	N/R	N/R	N/R	

VAN E-SERIES (UP TO 450 SERIES)

V10 6.8L 415 CID		S	1372 <sup>53</sup>	21372 <sup>70</sup>	41372	6418	26418	N/R	N/R	N/R	
V10 6.8L 415 CID CNG/LPG		S	1372 <sup>53</sup>	21372 <sup>70</sup>	41372	6418	26418	N/R	N/R	N/R	
V8 5.4L 330 CID CNG/LPG		L	1372 <sup>53</sup>	21372 <sup>70</sup>	41372	6418	26418	N/R	N/R	N/R	

**2015**

C-MAX

L4 2.0L 1999cc 122 CID Electric/Gas			1348 <sup>53</sup>	21348 <sup>70</sup>	41348	200036	2200036	4419	224419	4234419	1
-------------------------------------	--	--	--------------------	---------------------	-------	--------	---------	------	--------	---------	---

ECOSPORT

L4 2.0L 1999cc (Mex.)			1348 <sup>53</sup>	21348 <sup>70</sup>	41348	N/A	N/A	N/A	N/A	N/A	
-----------------------	--	--	--------------------	---------------------	-------	-----	-----	-----	-----	-----	--

EDGE

L4 2.0L 1999cc 122 CID Turbo		9	1348 <sup>53</sup>	21348 <sup>70</sup>	41348	200048	2200048	230084	2230084	4230084	3
V6 2.7L 164 CID Turbo		P	100050	2100050	N/A	200048	2200048	230084	2230084	4230084	3
V6 3.5L 3496cc 213 CID		C	7502 <sup>53</sup>	27502 <sup>70</sup>	47502	200048	2200048	230084	2230084	4230084	3

ESCAPE

L4 1.6L 1601cc 98 CID Turbo		X	1348 <sup>53</sup>	21348 <sup>70</sup>	41348	9017	29017	4419	224419	4234419	1
L4 2.0L 1999cc 122 CID Turbo		9	1348 <sup>53</sup>	21348 <sup>70</sup>	41348	9017	29017	4419	224419	4234419	1
L4 2.5L 2488cc 152 CID		7	1348 <sup>53</sup>	21348 <sup>70</sup>	41348	200095	2200095	4419	224419	4234419	1

N/A = Not Available N/R = Not Required N/S = Not Servicable For cabin air locator chart, see pages 5-12 See pages 13-16 for footnotes

1) ProSelect - Normal Driving - Traditional Change Intervals 2) NAPA Gold - Severe Driving - OE Recommended Intervals 3) NAPA Platinum - Harsh Driving - OE Recommend Intervals

N/A = Non disponible N/R = Non nécessaire N/S = Non réparable Voir le tableau des filtres et d'habitacle aux pages 5-12 Voir pages 13-16 pour des notes

1) NAPA ProSelect et Argent - Conduite normale - Intervalles normaux de remplacement 2) NAPA Or - Conduite difficile - Intervalles recommandés par FEO 3) NAPA Platine - Conduite très difficile - Intervalles recommandés par FEO

N/A = No disponible N/R = No requerido N/S = No Servicable Para el aire de la cabina y tabla de localización de filtro, consulte las páginas 5-12 Ver las páginas 13-16 para las notas al pie de página

1) NAPA ProSelect y Plata - Manejo normal - Intervalos normales de cambio 2) NAPA Oro - Manejo difícil - Intervalos recomendados por el OEM 3) NAPA Platino - Manejo muy difícil - Intervalos recomendados por el OEM

*Italicized Part Numbers May Not Be Available.*

Las piezas con números en *italicas* pueden no estar disponibles.  
Les numéros de pièce en *italiques* peuvent ne pas être disponibles.





## Pass Car Light Truck - Oil - Air - Cabin

FORD 2015

Year/Año/Année Model/Modelo/Modèle Engine/Motor/Moteur	Eng. Code Código de motor Code moteur	VIN NIV NIV	GOLD Oil Aceite Huile	ProSelect Oil Aceite Huile	Platinum Oil Aceite Huile	GOLD Air Aire Air	ProSelect Air Aire Air	GOLD Cabin Air Cabina Aire Cabine Air	ProSelect Cabin Air Cabina Aire Cabine Air	Platinum Cabin Air Cabina Aire Cabine Air	Loc. Cabin Air Cabina Aire Cabine Air
--	---	-------------------	--------------------------------	-------------------------------------	------------------------------------	----------------------------	---------------------------------	--	---	--	--

## FORD (Cont'd/Suite)

2015 (Cont'd/Suite)

## EXPEDITION

V6 3.5L 3496cc 213 CID Turbo		T	7502 <sup>53</sup>	27502 <sup>70</sup>	47502	9883 <sup>155</sup> 9883FR <sup>360</sup>	29883 <sup>155</sup> NA <sup>360</sup>	N/R	N/R	N/R	
------------------------------	--	---	--------------------	---------------------	-------	--	---	-----	-----	-----	--

## EXPLORER

L4 2.0L 1999cc 122 CID Turbo		9	1348 <sup>53</sup>	21348 <sup>70</sup>	41348	6935	26935	4068	224068	4234068	
V6 3.5L 3496cc 213 CID			7502 <sup>53</sup>	27502 <sup>70</sup>	47502	6935	26935	4068	224068	4234068	

## EXPLORER SPORT

V6 3.5L 3496cc 213 CID Turbo			7502 <sup>53</sup>	27502 <sup>70</sup>	47502	6935	26935	4068	224068	4234068	
------------------------------	--	--	--------------------	---------------------	-------	------	-------	------	--------	---------	--

## FIESTA

L3 1.0L 999cc 61 CID Turbo		E	1348 <sup>53</sup>	21348 <sup>70</sup>	41348	200261	2200261	4619	224619	N/A	1
L4 1.6L 1596cc 97 CID		J	1348 <sup>53</sup>	21348 <sup>70</sup>	41348	200261	2200261	4619	224619	N/A	1
L4 1.6L 1596cc 97 CID Turbo		X	1348 <sup>53</sup>	21348 <sup>70</sup>	41348	200261	2200261	4619	224619	N/A	1

## FIGO

L4 1.5L 1498CC 92CID (Mex.)			1348 <sup>53</sup>	21348 <sup>70</sup>	41348	9604	29604	N/A	N/A	N/A	
-----------------------------	--	--	--------------------	---------------------	-------	------	-------	-----	-----	-----	--

## FLEX

V6 3.5L 3496cc 213 CID		8	7502 <sup>53</sup>	27502 <sup>70</sup>	47502	6935	26935	4068	224068	4234068	4
V6 3.5L 3496cc 213 CID Turbo		T	7502 <sup>53</sup>	27502 <sup>70</sup>	47502	6935	26935	4068	224068	4234068	4

## FOCUS

L3 1.0L 999cc 61 CID Turbo		E	1348 <sup>53</sup>	21348 <sup>70</sup>	41348	9017	29017	4419	224419	4234419	3
L4 2.0L 122 CID		2	1348 <sup>53</sup>	21348 <sup>70</sup>	41348	9017	29017	4419	224419	4234419	3
L4 2.0L 1999cc 122 CID Turbo		9	1348 <sup>53</sup>	21348 <sup>70</sup>	41348	9017	29017	4419	224419	4234419	3

## FOCUS Electric

Electric Electric		4	N/R	N/R	N/R	N/R	N/R	4419	224419	4234419	3
-------------------	--	---	-----	-----	-----	-----	-----	------	--------	---------	---

## FUSION

L4 1.5L 1499cc 91 CID Turbo		D	1348 <sup>53</sup>	21348 <sup>70</sup>	41348	200048	2200048	230084	2230084	4230084	1
L4 1.6L 1596cc 97 CID Turbo		R	1348 <sup>53</sup>	21348 <sup>70</sup>	41348	200048	2200048	230084	2230084	4230084	1
L4 2.0L 1999cc 122 CID Turbo		9	1348 <sup>53</sup>	21348 <sup>70</sup>	41348	200048	2200048	230084	2230084	4230084	1
L4 2.5L 2488cc 152 ID		7	1348 <sup>53</sup>	21348 <sup>70</sup>	41348	200048	2200048	230084	2230084	4230084	1

## FUSION HYBRID

L4 2.0L 1999cc 122 CID Electric/Gas		U	1348 <sup>53</sup>	21348 <sup>70</sup>	41348	200036	2200036	230084	2230084	4230084	1
-------------------------------------	--	---	--------------------	---------------------	-------	--------	---------	--------	---------	---------	---

## IKON

L4 1.6L 1558cc (Mex.)			1516 <sup>53</sup>	21516 <sup>70</sup>	41516			N/A	N/A	N/A	
-----------------------	--	--	--------------------	---------------------	-------	--	--	-----	-----	-----	--

## MUSTANG

L4 2.3L 140 CID Turbo	99H	H	1348 <sup>53</sup>	21348 <sup>70</sup>	41348	200315	2200315	230195	2230195	N/A	
V6 3.7L 3726cc 227 CID	99M	M	7502 <sup>53</sup>	27502 <sup>70</sup>	47502	200315	2200315	230195	2230195	N/A	
V8 5.0L 4951cc 302 CID	99F	F	7502 <sup>53</sup>	27502 <sup>70</sup>	47502	200315	2200315	230195	2230195	N/A	

## MUSTANG Shelby GT350

V8 5.2L			N/A	N/A	N/A	200429	N/A	230195	2230195	N/A	
---------	--	--	-----	-----	-----	--------	-----	--------	---------	-----	--

## PICKUP F150 ALL

V6 2.7L 164 CID Turbo		P	100050	2100050	N/A	9883FR <sup>360</sup> 9883 <sup>155</sup>	N/A <sup>360</sup> 29883 <sup>155</sup>	230653 <sup>78</sup> 230266 <sup>79</sup>	N/A <sup>78</sup> 2230266 <sup>79</sup>	N/A <sup>78</sup> 4230266 <sup>79</sup>	
V6 3.5L 3496cc 213 CID		8	7502 <sup>53</sup>	27502 <sup>70</sup>	47502	9883 <sup>155</sup> 9883FR <sup>360</sup>	29883 <sup>155</sup> N/A <sup>360</sup>	230653 <sup>78</sup> 230266 <sup>79</sup>	N/A <sup>78</sup> 2230266 <sup>79</sup>	N/A <sup>78</sup> 4230266 <sup>79</sup>	
V6 3.5L 3496cc 213 CID Turbo		G	7502 <sup>53</sup>	27502 <sup>70</sup>	47502	9883 <sup>155</sup> 9883FR <sup>360</sup>	29883 <sup>155</sup> N/A <sup>360</sup>	230653 <sup>78</sup> 230266 <sup>79</sup>	N/A <sup>78</sup> 2230266 <sup>79</sup>	N/A <sup>78</sup> 4230266 <sup>79</sup>	
V8 5.0L 4951cc 302 CID Flex		F	7502 <sup>53</sup>	27502 <sup>70</sup>	47502	9883 <sup>155</sup> 9883FR <sup>360</sup>	29883 <sup>155</sup> N/A <sup>360</sup>	230653 <sup>78</sup> 230266 <sup>79</sup>	N/A <sup>78</sup> 2230266 <sup>79</sup>	N/A <sup>78</sup> 4230266 <sup>79</sup>	

## PICKUP F-SERIES SUPER DUTY (UP TO 550 SERIES)

V10 6.8L 415 CID		Y	1372 <sup>53</sup>	21372 <sup>70</sup>	41372	9883FR <sup>360</sup> 9883 <sup>155</sup>	N/A <sup>360</sup> 29883 <sup>155</sup>	N/R	N/R	N/R	
V8 6.2L 6210cc 379 CID Flex		6	1372 <sup>53</sup>	21372 <sup>70</sup>	41372	9883FR <sup>360</sup> 9883 <sup>155</sup>	N/A <sup>360</sup> 29883 <sup>155</sup>	N/R	N/R	N/R	

N/A = Not Available N/R = Not Required N/S = Not Servicable For cabin air locator chart, see pages 5-12 See pages 13-16 for footnotes

1) ProSelect - Normal Driving - Traditional Change Intervals 2) NAPA Gold - Severe Driving - OE Recommended intervals 3) NAPA Platinum - Harsh Driving - OE Recommend Intervals

N/A = Non disponible N/R = Non nécessaire N/S = Non réparable Voir le tableau des filtres et d'habitacle aux pages 5-12 Voir pages 13-16 pour des notes

1) NAPA ProSelect et Argent - Conduite normale - Intervalles normaux de remplacement 2) NAPA Or - Conduite difficile - Intervalles recommandés par FEO 3) NAPA Platine - Conduite très difficile - Intervalles recommandés par FEO

N/A = No disponible N/R = No requerido N/S = No Servicable Para el aire de la cabina y tabla de localización de filtro, consulte las páginas 5-12 Ver las páginas 13-16 para las notas al pie de página

1) NAPA ProSelect y Plata - Manejo normal - Intervalles normales de cambio 2) NAPA Oro - Manejo difícil - Intervalles recomendados por el OEM 3) NAPA Platino - Manejo muy difícil - Intervalles recomendados por el OEM

Italicized Part Numbers May Not Be Available.

Las piezas con números en *italicas* pueden no estar disponibles.Les numéros de pièce en *italiques* peuvent ne pas être disponibles.



FORD 2015-2014

Pass Car Light Truck - Oil - Air - Cabin

Year/Año/Année Model/Modelo/Modele Engine/Motor/Moteur	Eng. Code Código de motor Code moteur	VIN NIV NIV	GOLD Oil Aceite Huile	ProSelect Oil Aceite Huile	Platinum Oil Aceite Huile	GOLD Air Aire Air	ProSelect Air Aire Air	GOLD Cabin Air Cabina Aire Cabine Air	ProSelect Cabin Air Cabina Aire Cabine Air	Platinum Cabin Air Cabina Aire Cabine Air	Loc. Cabin Air Cabina Aire Cabine Air
--	---	-------------------	--------------------------------	-------------------------------------	------------------------------------	----------------------------	---------------------------------	--	---	--	--

FORD (Cont'd/Suite)

**2015** (Cont'd/Suite)

PICKUP F-SERIES SUPER DUTY (UP TO 550 SERIES) (Cont'd/Suite)

V8 6.7L 6651cc 406 CID Turbo Diesel		T	7151 <sup>53</sup>	27151	47151	9902 <sup>155</sup> 9902FR <sup>360</sup> 500139FR <sup>360</sup>	29902 <sup>155</sup> N/A <sup>360</sup> N/A <sup>360</sup>	N/R	N/R	N/R	
-------------------------------------	--	---	--------------------	-------	-------	---	--	-----	-----	-----	--

POLICE INTERCEPTOR SEDAN

L4 2.0L 122 CID Turbo		8	1348 <sup>53</sup>	21348 <sup>70</sup>	41348	6935	26935	4068	224068	4234068	
V6 3.5L 3496cc 213 CID		8	7502 <sup>53</sup>	27502 <sup>70</sup>	47502	6935	26935	4068	224068	4234068	
V6 3.5L 3496cc 213 CID Turbo		T	7502 <sup>53</sup>	27502 <sup>70</sup>	47502	6935	26935	4068	224068	4234068	
V6 3.7L 3726cc 227 CID	99M	M	7502 <sup>53</sup>	27502 <sup>70</sup>	47502	6935	26935	4068	224068	4234068	

POLICE INTERCEPTOR UTILITY

V6 3.5L 3496cc 213 CID Turbo			7502 <sup>53</sup>	27502 <sup>70</sup>	47502	6935	26935	4068	224068	4234068	
V6 3.7L 3726cc 227 CID	99M	M	7502 <sup>53</sup>	27502 <sup>70</sup>	47502	6935	26935	4068	224068	4234068	

RANGER

L4 2.2L 2198cc Turbo Diesel (Mex.)			107508	N/A	N/A	209763	N/A	232094	N/A	N/A	
L4 2.5L 2488cc 152 CID (Mex.)			1348 <sup>53</sup>	21348 <sup>70</sup>	41348	209763	N/A	232094	N/A	N/A	

TAURUS

L4 2.0L 1999cc 122 CID Turbo		9	1348 <sup>53</sup>	21348 <sup>70</sup>	41348	6935	26935	4068	224068	4234068	3
V6 3.5L 3496cc 213 CID		8	7502 <sup>53</sup>	27502 <sup>70</sup>	47502	6935	26935	4068	224068	4234068	4
V6 3.5L 3496cc 213 CID Turbo			7502 <sup>53</sup>	27502 <sup>70</sup>	47502	6935	26935	4068	224068	4234068	4

TRANSIT CONNECT

L4 1.6L 1596cc 97 CID Turbo		X	1348 <sup>53</sup>	21348 <sup>70</sup>	41348	9017	29017	4419	224419	4234419	1
L4 2.5L 2488cc 152 CID		7	1348 <sup>53</sup>	21348 <sup>70</sup>	41348	200095	2200095	4419	224419	4234419	1

TRANSIT-150

L5 3.2L 195 CID Turbo Diesel	99V	V	7502 <sup>53</sup>	27502 <sup>70</sup>	47502	200316 <sup>141</sup>	2200316 <sup>141</sup>	N/R	N/R	N/R	
V6 3.5L 3496cc 213 CID Turbo	99G	G	7502 <sup>53</sup>	27502 <sup>70</sup>	47502	200316 <sup>141</sup>	2200316 <sup>141</sup>	N/R	N/R	N/R	
V6 3.7L 3726cc 227 CID Flex	99M	M	7502 <sup>53</sup>	27502 <sup>70</sup>	47502	200316 <sup>141</sup>	2200316 <sup>141</sup>	N/R	N/R	N/R	

TRANSIT-250

L5 3.2L 195 CID Turbo Diesel	99V	V	7502 <sup>53</sup>	27502 <sup>70</sup>	47502	200316 <sup>141</sup> 200652 <sup>318</sup>	2200316 <sup>141</sup> N/A <sup>318</sup>	N/R	N/R	N/R	
V6 3.5L 3496cc 213 CID Turbo	99G	G	7502 <sup>53</sup>	27502 <sup>70</sup>	47502	200316 <sup>141</sup> 200652 <sup>141</sup>	2200316 <sup>141</sup> N/A <sup>141</sup>	N/R	N/R	N/R	
V6 3.7L 3726cc 227 CID Flex	99M	M	7502 <sup>53</sup>	27502 <sup>70</sup>	47502	200316 <sup>141</sup> 200652 <sup>318</sup>	2200316 <sup>141</sup> N/A <sup>318</sup>	N/R	N/R	N/R	

TRANSIT-350

L5 3.2L 195 CID Turbo Diesel	99V	V	7502 <sup>53</sup>	27502 <sup>70</sup>	47502	200316 <sup>141</sup> 200652 <sup>141</sup>	2200316 <sup>141</sup> N/A <sup>141</sup>	N/R	N/R	N/R	
V6 3.5L 3496cc 213 CID Turbo	99G	G	7502 <sup>53</sup>	27502 <sup>70</sup>	47502	200316 <sup>141</sup> 200652 <sup>141</sup>	2200316 <sup>141</sup> N/A <sup>141</sup>	N/R	N/R	N/R	
V6 3.7L 3726cc 227 CID Flex	99M	M	7502 <sup>53</sup>	27502 <sup>70</sup>	47502	200316 <sup>141</sup> 200652 <sup>318</sup>	2200316 <sup>141</sup> N/A <sup>318</sup>	N/R	N/R	N/R	

TRANSIT-350 HD

L5 3.2L 195 CID Turbo Diesel	99V	V	7502 <sup>53</sup>	27502 <sup>70</sup>	47502	200316 <sup>141</sup> 200652 <sup>141</sup>	2200316 <sup>141</sup> N/A <sup>141</sup>	N/R	N/R	N/R	
V6 3.5L 3496cc 213 CID Turbo	99G	G	7502 <sup>53</sup>	27502 <sup>70</sup>	47502	200316 <sup>141</sup> 200652 <sup>141</sup>	2200316 <sup>141</sup> N/A <sup>141</sup>	N/R	N/R	N/R	
V6 3.7L 3726cc 227 CID Flex	99M	M	7502 <sup>53</sup>	27502 <sup>70</sup>	47502	200316 <sup>141</sup> 200652 <sup>318</sup>	2200316 <sup>141</sup> N/A <sup>318</sup>	N/R	N/R	N/R	

VAN E-SERIES (UP TO 450 SERIES)

V10 6.8L 415 CID		S	1372 <sup>53</sup>	21372 <sup>70</sup>	41372	6418	26418	N/R	N/R	N/R	
V8 5.4L 330 CID		L	1372 <sup>53</sup>	21372 <sup>70</sup>	41372	6418	26418	N/R	N/R	N/R	

**2014**

C-MAX

L4 2.0L 1999cc 122 CID Electric/Gas			1348 <sup>53</sup>	21348 <sup>70</sup>	41348	200036	2200036	4419	224419	4234419	1
-------------------------------------	--	--	--------------------	---------------------	-------	--------	---------	------	--------	---------	---

N/A = Not Available N/R = Not Required N/S = Not Servicable For cabin air locator chart, see pages 5-12 See pages 13-16 for footnotes

1) ProSelect - Normal Driving - Traditional Change Intervals 2) NAPA Gold - Severe Driving - OE Recommended Intervals 3) NAPA Platinum - Harsh Driving - OE Recommend Intervals

1) N/A = Non disponible N/R = Non nécessaire N/S = Non réparable Voir le tableau des filtres et d'habitacle aux pages 5-12 Voir pages 13-16 pour des notes

1) NAPA ProSelect et Argent - Conduite normale - Intervalles normaux de remplacement 2) NAPA Or - Conduite difficile - Intervalles recommandés par FEO 3) NAPA Platine - Conduite très difficile - Intervalles recommandés par FEO

N/A = No disponible N/R = No requerido N/S = No Servicable Para el aire de la cabina y tabla de localización de filtro, consulte las páginas 5-12 Ver las páginas 13-16 para las notas al pie de página

1) NAPA ProSelect y Plata - Manejo normal - Intervalos normales de cambio 2) NAPA Oro - Manejo difícil - Intervalos recomendados por el OEM 3) NAPA Platino - Manejo muy difícil - Intervalos recomendados por el OEM

*Italicized Part Numbers May Not Be Available.*

Las piezas con números en *italicas* pueden no estar disponibles.  
Les numéros de pièce en *italiques* peuvent ne pas être disponibles.



## Pass Car Light Truck - Oil - Air - Cabin

FORD 2014

Year/Año/Année Model/Modelo/Modele Engine/Motor/Moteur	Eng. Code Código de motor Code moteur	VIN NIV NIV	GOLD Oil Aceite Huile	ProSelect Oil Aceite Huile	Platinum Oil Aceite Huile	GOLD Air Aire Air	ProSelect Air Aire Air	GOLD Cabin Air Cabina Aire Cabine Air	ProSelect Cabin Air Cabina Aire Cabine Air	Platinum Cabin Air Cabina Aire Cabine Air	Loc. Cabin Air Cabina Aire Cabine Air
--	---	-------------------	--------------------------------	-------------------------------------	------------------------------------	----------------------------	---------------------------------	--	---	--	--

## FORD (Cont'd/Suite)

2014 (Cont'd/Suite)

## ECOSPORT

L4 2.0L 1999cc (Mex.)			1348 <sup>53</sup>	21348 <sup>70</sup>	41348			N/A	N/A	N/A	
-----------------------	--	--	--------------------	---------------------	-------	--	--	-----	-----	-----	--

## EDGE

L4 2.0L 1999cc 122 CID Turbo		9	1348 <sup>53</sup>	21348 <sup>70</sup>	41348	6935	26935	4065	224065	N/A	3
V6 3.5L 3496cc 213 CID		C	7502 <sup>53</sup>	27502 <sup>70</sup>	47502	6935	26935	4065	224065	N/A	3
V6 3.7L 3726cc 227 CID	99M	K	7502 <sup>53</sup>	27502 <sup>70</sup>	47502	6935	26935	4065	224065	N/A	3

## ESCAPE

L4 1.6L 1601cc 98 CID Turbo		X	1348 <sup>53</sup>	21348 <sup>70</sup>	41348	9017	29017	4419	224419	4234419	1
L4 2.0L 1999cc 122 CID Turbo		9	1348 <sup>53</sup>	21348 <sup>70</sup>	41348	9017	29017	4419	224419	4234419	1
L4 2.5L 2488cc 152 CID		7	1348 <sup>53</sup>	21348 <sup>70</sup>	41348	200095	2200095	4419	224419	4234419	1

## EXPEDITION

V8 5.4L 330 CID Flex		5	1372 <sup>53</sup>	21372 <sup>70</sup>	41372	9883 <sup>155</sup> 9883FR <sup>360</sup>	29883 <sup>155</sup> N/A <sup>360</sup>	N/R	N/R	N/R	
----------------------	--	---	--------------------	---------------------	-------	--	--	-----	-----	-----	--

## EXPLORER

L4 2.0L 1999cc 122 CID Turbo		9	1348 <sup>53</sup>	21348 <sup>70</sup>	41348	6935	26935	4068	224068	4234068	
V6 3.5L 3496cc 213 CID			7502 <sup>53</sup>	27502 <sup>70</sup>	47502	6935	26935	4068	224068	4234068	

## EXPLORER SPORT

V6 3.5L 3496cc 213 CID Turbo			7502 <sup>53</sup>	27502 <sup>70</sup>	47502	6935	26935	4068	224068	4234068	
------------------------------	--	--	--------------------	---------------------	-------	------	-------	------	--------	---------	--

## FIESTA

L3 1.0L 999cc 61 CID Turbo		E	1348 <sup>53</sup>	21348 <sup>70</sup>	41348	200261	2200261	4619	224619	N/A	1
L4 1.5L 1591cc (Mex.)			1348 <sup>53</sup>	21348 <sup>70</sup>	41348	9604	29604	N/A	N/A	N/A	
L4 1.6L 1596cc 97 CID		J	1348 <sup>53</sup>	21348 <sup>70</sup>	41348	200261	2200261	4619	224619	N/A	1
L4 1.6L 1596cc 97 CID Turbo		X	1348 <sup>53</sup>	21348 <sup>70</sup>	41348	200261	2200261	4619	224619	N/A	1

## FLEX

V6 3.5L 3496cc 213 CID		8	7502 <sup>53</sup>	27502 <sup>70</sup>	47502	6935	26935	4068	224068	4234068	4
V6 3.5L 3496cc 213 CID Turbo		T	7502 <sup>53</sup>	27502 <sup>70</sup>	47502	6935	26935	4068	224068	4234068	4

## FOCUS

L4 2.0L 121 CID		2	1348 <sup>53</sup>	21348 <sup>70</sup>	41348	9017	29017	4419	224419	4234419	3
L4 2.0L 1999cc 122 CID Turbo		9	1348 <sup>53</sup>	21348 <sup>70</sup>	41348	9017	29017	4419	224419	4234419	3

## FOCUS Electric

Electric Electric		4	N/R	N/R	N/R	N/R	N/R	4419	224419	4234419	3
-------------------	--	---	-----	-----	-----	-----	-----	------	--------	---------	---

## FUSION

L4 1.5L 1499cc 91 CID Turbo		D	1348 <sup>53</sup>	21348 <sup>70</sup>	41348	200048	2200048	230084	2230084	4230084	1
L4 1.6L 1596cc 97 CID Turbo		R	1348 <sup>53</sup>	21348 <sup>70</sup>	41348	200048	2200048	230084	2230084	4230084	1
L4 2.0L 1999cc 122 CID Electric/Gas		U	1348 <sup>53</sup>	21348 <sup>70</sup>	41348	200036	2200036	230084	2230084	4230084	1
L4 2.0L 1999cc 122 CID Turbo		9	1348 <sup>53</sup>	21348 <sup>70</sup>	41348	200048	2200048	230084	2230084	4230084	1
L4 2.5L 2488cc 152 ID		7	1348 <sup>53</sup>	21348 <sup>70</sup>	41348	200048	2200048	230084	2230084	4230084	1

## IKON

L4 1.6L 1558cc (Mex.)			1516 <sup>53</sup>	21516 <sup>70</sup>	41516			N/A	N/A	N/A	
-----------------------	--	--	--------------------	---------------------	-------	--	--	-----	-----	-----	--

## LOBO

V8 6.2L 6200cc (Mex.)			1372 <sup>53</sup>	21372 <sup>70</sup>	41372	9883 9883FR	29883 N/A	N/A	N/A	N/A	
-----------------------	--	--	--------------------	---------------------	-------	----------------	--------------	-----	-----	-----	--

## MUSTANG

V6 3.7L 3726cc 227 CID	99M	M	7502 <sup>53</sup>	27502 <sup>70</sup>	47502	9201	29201	230105	2230105	N/A	
------------------------	-----	---	--------------------	---------------------	-------	------	-------	--------	---------	-----	--

## MUSTANG GT

V8 5.0L 4951cc 302 CID	99F	F	7502 <sup>53</sup>	27502 <sup>70</sup>	47502	9201	29201	230105	2230105	N/A	
------------------------	-----	---	--------------------	---------------------	-------	------	-------	--------	---------	-----	--

## MUSTANG SHELBY GT500

V8 5.8L 5812cc 355 CID Super Charged	99Z	Z	1372 <sup>53</sup>	21372 <sup>70</sup>	41372	9896	N/A	230105	2230105	N/A	
--------------------------------------	-----	---	--------------------	---------------------	-------	------	-----	--------	---------	-----	--

N/A = Not Available N/R = Not Required N/S = Not Servicable For cabin air locator chart, see pages 5-12 See pages 13-16 for footnotes

1) ProSelect - Normal Driving - Traditional Change Intervals 2) NAPA Gold - Severe Driving - OE Recommended intervals 3) NAPA Platinum - Harsh Driving - OE Recommend Intervals

N/A = Non disponible N/R = Non nécessaire N/S = Non réparable Voir le tableau des filtres et d'habitacle aux pages 5-12 Voir pages 13-16 pour des notes

1) NAPA ProSelect et Argent - Conduite normale - Intervalles normaux de remplacement 2) NAPA Or - Conduite difficile - Intervalles recommandés par FEO 3) NAPA Platine - Conduite très difficile - Intervalles recommandés par FEO

N/A = No disponible N/R = No requerido N/S = No Servicable Para el aire de la cabina y tabla de localización de filtro, consulte las páginas 5-12 Ver las páginas 13-16 para las notas al pie de página

1) NAPA ProSelect y Plata - Manejo normal - Intervalles normales de cambio 2) NAPA Oro - Manejo difícil - Intervalles recomendados por el OEM 3) NAPA Platino - Manejo muy difícil - Intervalles recomendados por el OEM

Italicized Part Numbers May Not Be Available.

Las piezas con números en *italicas* pueden no estar disponibles.Les numéros de pièce en *italiques* peuvent ne pas être disponibles.P  
a  
s  
s  
C  
a  
r  
L  
i  
g  
h  
t  
T  
r  
u  
c  
k  
O  
i  
l  
-  
A  
i  
r  
-  
C  
a  
b  
i  
n



FORD 2014-2013

Pass Car Light Truck - Oil - Air - Cabin

Year/Año/Année Model/Modelo/Modele Engine/Motor/Moteur	Eng. Code Código de motor Code moteur	VIN NIV NIV	GOLD Oil Aceite Huile	ProSelect Oil Aceite Huile	Platinum Oil Aceite Huile	GOLD Air Aire Air	ProSelect Air Aire Air	GOLD Cabin Air Cabina Aire Cabine Air	ProSelect Cabin Air Cabina Aire Cabine Air	Platinum Cabin Air Cabina Aire Cabine Air	Loc. Cabin Air Cabina Aire Cabine Air
--	---	-------------------	--------------------------------	-------------------------------------	------------------------------------	----------------------------	---------------------------------	--	---	--	--

FORD (Cont'd/Suite)

**2014** (Cont'd/Suite)

PICKUP F150 ALL

V6 3.5L 3496cc 213 CID Turbo		T	7502 <sup>53</sup>	27502 <sup>70</sup>	47502	9883 <sup>155</sup> 9883FR <sup>360</sup>	29883 <sup>155</sup> N/A <sup>360</sup>	N/R	N/R	N/R	
V6 3.7L 3726cc 227 CID	99M	M	7502 <sup>53</sup>	27502 <sup>70</sup>	47502	9883 <sup>155</sup> 9883FR <sup>360</sup>	29883 <sup>155</sup> N/A <sup>360</sup>	N/R	N/R	N/R	
V8 5.0L 4951cc 302 CID Flex		F	7502 <sup>53</sup>	27502 <sup>70</sup>	47502	9883 <sup>155</sup> 9883FR <sup>360</sup>	29883 <sup>155</sup> N/A <sup>360</sup>	N/R	N/R	N/R	
V8 6.2L 6210cc 379 CID Flex		6	1372 <sup>53</sup>	21372 <sup>70</sup>	41372	9883 <sup>155</sup> 9883FR <sup>360</sup>	29883 <sup>155</sup> N/A <sup>360</sup>	N/R	N/R	N/R	

PICKUP F-SERIES SUPER DUTY (UP TO 550 SERIES)

V10 6.8L 415 CID		Y	1372 <sup>53</sup>	21372 <sup>70</sup>	41372	9883	29883	N/R	N/R	N/R	
V8 6.2L 6210cc 379 CID Flex		6	1372 <sup>53</sup>	21372 <sup>70</sup>	41372	9883 <sup>155</sup> 9883FR <sup>360</sup>	29883 <sup>155</sup> N/A <sup>360</sup>	N/R	N/R	N/R	
V8 6.7L 6651cc 406 CID Turbo Diesel		T	7151 <sup>53</sup>	27151	47151	9902 <sup>155</sup> 9902FR <sup>360</sup> 500139FR <sup>360</sup>	29902 <sup>155</sup> N/A <sup>360</sup> N/A <sup>360</sup>	N/R	N/R	N/R	

POLICE INTERCEPTOR SEDAN

L4 2.0L 122 CID Turbo		8	1348 <sup>53</sup>	21348 <sup>70</sup>	41348	6935	26935	4068	224068	4234068	
V6 3.5L 3496cc 213 CID		8	7502 <sup>53</sup>	27502 <sup>70</sup>	47502	6935	26935	4068	224068	4234068	
V6 3.5L 3496cc 213 CID Turbo		T	7502 <sup>53</sup>	27502 <sup>70</sup>	47502	6935	26935	4068	224068	4234068	
V6 3.7L 3726cc 227 CID	99M	M	7502 <sup>53</sup>	27502 <sup>70</sup>	47502	6935	26935	4068	224068	4234068	
V6 3.7L 3726cc 227 CID Flex		K	7502 <sup>53</sup>	27502 <sup>70</sup>	47502	6935	26935	4068	224068	4234068	

POLICE INTERCEPTOR UTILITY

V6 3.7L 3726cc 227 CID	99M	M	7502 <sup>53</sup>	27502 <sup>70</sup>	47502	6935	26935	4068	224068	4234068	
------------------------	-----	---	--------------------	---------------------	-------	------	-------	------	--------	---------	--

RANGER

L4 2.2L 2198cc Turbo Diesel (Mex.)			107508	N/A	N/A	209763	N/A	232094	N/A	N/A	
L4 2.5L 2488cc 152 CID (Mex.)			1348 <sup>53</sup>	21348 <sup>70</sup>	41348	209763	N/A	232094	N/A	N/A	
L5 3.2L 3200cc Turbo Diesel (Mex.)			107508	N/A	N/A	209763	N/A	232094	N/A	N/A	

TAURUS

L4 2.0L 1999cc 122 CID Turbo		9	1348 <sup>53</sup>	21348 <sup>70</sup>	41348	6935	26935	4068	224068	4234068	3
V6 3.5L 3496cc 213 CID		8	7502 <sup>53</sup>	27502 <sup>70</sup>	47502	6935	26935	4068	224068	4234068	4
V6 3.5L 3496cc 213 CID Turbo		7	7502 <sup>53</sup>	27502 <sup>70</sup>	47502	6935	26935	4068	224068	4234068	4

TRANSIT CONNECT

L4 1.6L 1596cc 97 CID Turbo		X	1348 <sup>53</sup>	21348 <sup>70</sup>	41348	9017	29017	4419	224419	4234419	1
L4 2.5L 2488cc 152 CID CNG		7	1348 <sup>53</sup>	21348 <sup>70</sup>	41348	200095	2200095	4419	224419	4234419	1

VAN E-SERIES (UP TO 450 SERIES)

V10 6.8L 415 CID		S	1372 <sup>53</sup>	21372 <sup>70</sup>	41372	6418	26418	N/R	N/R	N/R	
V8 4.6L 281CID Flex		W	1372 <sup>53</sup>	21372 <sup>70</sup>	41372	6418	26418	N/R	N/R	N/R	
V8 5.4L 330 CID		L	1372 <sup>53</sup>	21372 <sup>70</sup>	41372	6418	26418	N/R	N/R	N/R	

**2013**

C-MAX

L4 2.0L 1999cc 122 CID Electric/Gas		U	1348 <sup>53</sup>	21348 <sup>70</sup>	41348	200036	2200036	4419	224419	4234419	1
-------------------------------------	--	---	--------------------	---------------------	-------	--------	---------	------	--------	---------	---

ECOSPORT

L4 2.0L 1999cc (Mex.)			1348 <sup>53</sup>	21348 <sup>70</sup>	41348			N/A	N/A	N/A	
-----------------------	--	--	--------------------	---------------------	-------	--	--	-----	-----	-----	--

EDGE

L4 2.0L 1999cc 122 CID Turbo		9	1348 <sup>53</sup>	21348 <sup>70</sup>	41348	6935	26935	4065	224065	N/A	3
V6 3.5L 3496cc 213 CID		C	7502 <sup>53</sup>	27502 <sup>70</sup>	47502	6935	26935	4065	224065	N/A	3
V6 3.7L 3726cc 227 CID	99M	K	7502 <sup>53</sup>	27502 <sup>70</sup>	47502	6935	26935	4065	224065	N/A	3

ESCAPE

L4 1.6L 1601cc 98 CID Turbo		X	1348 <sup>53</sup>	21348 <sup>70</sup>	41348	9017	29017	4419	224419	4234419	1
L4 2.0L 1999cc 122 CID Turbo		9	1348 <sup>53</sup>	21348 <sup>70</sup>	41348	9017	29017	4419	224419	4234419	1
L4 2.5L 2488cc 152 CID		7	1348 <sup>53</sup>	21348 <sup>70</sup>	41348	200095	2200095	4419	224419	4234419	1

N/A = Not Available N/R = Not Required N/S = Not Servicable For cabin air locator chart, see pages 5-12 See pages 13-16 for footnotes

1) ProSelect - Normal Driving - Traditional Change Intervals 2) NAPA Gold - Severe Driving - OE Recommended intervals 3) NAPA Platinum - Harsh Driving - OE Recommend Intervals

N/A = Non disponible N/R = Non nécessaire N/S = Non réparable Voir le tableau des filtres et d'habitacle aux pages 5-12 Voir pages 13-16 pour des notes

1) NAPA ProSelect et Argent - Conduite normale - Intervalles normaux de remplacement 2) NAPA Or - Conduite difficile - Intervalles recommandés par FEO 3) NAPA Platine - Conduite très difficile - Intervalles recommandés par FEO

N/A = No disponible N/R = No requerido N/S = No Servicable Para el aire de la cabina y tabla de localización de filtro, consulte las páginas 5-12 Ver las páginas 13-16 para las notas al pie de página

1) NAPA ProSelect y Plata - Manejo normal - Intervalos normales de cambio 2) NAPA Oro - Manejo difícil - Intervalos recomendados por el OEM 3) NAPA Platino - Manejo muy difícil - Intervalos recomendados por el OEM

*Italicized Part Numbers May Not Be Available.*

Las piezas con números en *italicas* pueden no estar disponibles.  
Les numéros de pièce en *italiques* peuvent ne pas être disponibles.



## Pass Car Light Truck - Oil - Air - Cabin

FORD 2013

Year/Año/Année Model/Modelo/Modèle Engine/Motor/Moteur	Eng. Code Código de motor Code moteur	VIN NIV NIV	GOLD Oil Aceite Huile	ProSelect Oil Aceite Huile	Platinum Oil Aceite Huile	GOLD Air Aire Air	ProSelect Air Aire Air	GOLD Cabin Air Cabina Aire Cabine Air	ProSelect Cabin Air Cabina Aire Cabine Air	Platinum Cabin Air Cabina Aire Cabine Air	Loc. Cabin Air Cabina Aire Cabine Air
--	---	-------------------	--------------------------------	-------------------------------------	------------------------------------	----------------------------	---------------------------------	--	---	--	--

## FORD (Cont'd/Suite)

2013 (Cont'd/Suite)

## EXPEDITION

V8 5.4L 330 CID Flex		5	1372 <sup>53</sup>	21372 <sup>70</sup>	41372	9883 <sup>155</sup> 9883FR <sup>360</sup>	29883 <sup>155</sup> N/A <sup>360</sup>	N/R	N/R	N/R	
----------------------	--	---	--------------------	---------------------	-------	--	--	-----	-----	-----	--

## EXPLORER

L4 2.0L 1999cc 122 CID Turbo		9	1348 <sup>53</sup>	21348 <sup>70</sup>	41348	6935	26935	4068	224068	4234068	1
V6 3.5L 3496cc 213 CID			7502 <sup>53</sup>	27502 <sup>70</sup>	47502	6935	26935	4068	224068	4234068	1

## EXPLORER SPORT

V6 3.5L 3496cc 213 CID Turbo			7502 <sup>53</sup>	27502 <sup>70</sup>	47502	6935	26935	4068	224068	4234068	4
------------------------------	--	--	--------------------	---------------------	-------	------	-------	------	--------	---------	---

## FIESTA

L4 1.5L 1591cc (Mex.)			1348 <sup>53</sup>	21348 <sup>70</sup>	41348	9604	29604	N/A	N/A	N/A	
L4 1.6L 1596cc 97 CID		J	1348 <sup>53</sup>	21348 <sup>70</sup>	41348	9604	29604	4619	224619	N/A	1

## FLEX

V6 3.5L 3496cc 213 CID		8	7502 <sup>53</sup>	27502 <sup>70</sup>	47502	6935	26935	4068	224068	4234068	4
V6 3.5L 3496cc 213 CID Turbo		T	7502 <sup>53</sup>	27502 <sup>70</sup>	47502	6935	26935	4068	224068	4234068	4

## FOCUS

L4 2.0L 121 CID		2	1348 <sup>53</sup>	21348 <sup>70</sup>	41348	9017	29017	4419	224419	4234419	3
L4 2.0L 1999cc 122 CID Turbo		9	1348 <sup>53</sup>	21348 <sup>70</sup>	41348	9017	29017	4419	224419	4234419	3

## FOCUS Electric

Electric Electric		4	N/R	N/R	N/R	N/R	N/R	4419	224419	4234419	3
-------------------	--	---	-----	-----	-----	-----	-----	------	--------	---------	---

## FUSION

L4 1.6L 1596cc 97 CID Turbo		R	1348 <sup>53</sup>	21348 <sup>70</sup>	41348	200048	2200048	230084	2230084	4230084	1
L4 2.0L 1999cc 122 CID Electric/Gas		U	1348 <sup>53</sup>	21348 <sup>70</sup>	41348	200036	2200036	230084	2230084	4230084	1
L4 2.0L 1999cc 122 CID Turbo		9	1348 <sup>53</sup>	21348 <sup>70</sup>	41348	200048	2200048	230084	2230084	4230084	1
L4 2.5L 2488cc 152 ID		7	1348 <sup>53</sup>	21348 <sup>70</sup>	41348	200048	2200048	230084	2230084	4230084	1

## IKON

L4 1.6L 1558cc (Mex.)			1516 <sup>53</sup>	21516 <sup>70</sup>	41516			N/A	N/A	N/A	
-----------------------	--	--	--------------------	---------------------	-------	--	--	-----	-----	-----	--

## MUSTANG

V6 3.7L 3726cc 227 CID	99M		7502 <sup>53</sup>	27502 <sup>70</sup>	47502	9201	29201	230105 From 6/16/12 4687 Up to 6/16/12	2230105 From 6/16/12 224687 Up to 6/16/12	N/A From 6/16/12 N/A Up to 6/16/12	4 4
V8 5.0L 302 CID	99F		7502 <sup>53</sup>	27502 <sup>70</sup>	47502	9201	29201	230105 From 6/16/12 4687 Up to 6/16/12	2230105 From 6/16/12 224687 Up to 6/16/12	N/A From 6/16/12 N/A Up to 6/16/12	4 4

## MUSTANG LUJO

V6 3.7L (Mex.)			7502 <sup>53</sup>	27502 <sup>70</sup>	47502	9201	29201	4687	224687	N/A	
----------------	--	--	--------------------	---------------------	-------	------	-------	------	--------	-----	--

## MUSTANG SHELBY GT500

V8 5.8L 355 CID Super Charged	99Z		1372 <sup>53</sup>	21372 <sup>70</sup>	41372	9896	N/A	230105 From 6/16/12 4687 Up to 6/16/12	2230105 From 6/16/12 224687 Up to 6/16/12	N/A From 6/16/12 N/A Up to 6/16/12	4 4
-------------------------------	-----	--	--------------------	---------------------	-------	------	-----	---	--	---	--------

## PICKUP F150 ALL

V6 3.5L 3496cc 213 CID Turbo		T	7502 <sup>53</sup>	27502 <sup>70</sup>	47502	9883 <sup>155</sup> 9883FR <sup>360</sup>	29883 <sup>155</sup> N/A <sup>360</sup>	N/R	N/R	N/R	
V6 3.7L 3726cc 227 CID	99M	M	7502 <sup>53</sup>	27502 <sup>70</sup>	47502	9883 <sup>155</sup> 9883FR <sup>360</sup>	29883 <sup>155</sup> N/A <sup>360</sup>	N/R	N/R	N/R	
V8 5.0L 4951cc 302 CID Flex		F	7502 <sup>53</sup>	27502 <sup>70</sup>	47502	9883 <sup>155</sup> 9883FR <sup>360</sup>	29883 <sup>155</sup> N/A <sup>360</sup>	N/R	N/R	N/R	
V8 6.2L 6210cc 379 CID Flex		6	1372 <sup>53</sup>	21372 <sup>70</sup>	41372	9883 <sup>155</sup> 9883FR <sup>360</sup>	29883 <sup>155</sup> N/A <sup>360</sup>	N/R	N/R	N/R	

## PICKUP F-SERIES SUPER DUTY (UP TO 550 SERIES)

V10 6.8L 415 CID		Y	1372 <sup>53</sup>	21372 <sup>70</sup>	41372	9883 9883 <sup>155</sup>	29883 29883 <sup>155</sup>	N/R	N/R	N/R	
------------------	--	---	--------------------	---------------------	-------	-----------------------------	-------------------------------	-----	-----	-----	--

N/A = Not Available N/R = Not Required N/S = Not Servicable For cabin air locator chart, see pages 5-12 See pages 13-16 for footnotes

1) ProSelect - Normal Driving - Traditional Change Intervals 2) NAPA Gold - Severe Driving - OE Recommended intervals 3) NAPA Platinum - Harsh Driving - OE Recommend Intervals

N/A = Non disponible N/R = Non nécessaire N/S = Non réparable Voir le tableau des filtres et d'habitacle aux pages 5-12 Voir pages 13-16 pour des notes

1) NAPA ProSelect et Argent - Conduite normale - Intervalles normaux de remplacement 2) NAPA Or - Conduite difficile - Intervalles recommandés par FEO 3) NAPA Platine - Conduite très difficile - Intervalles recommandés par FEO

N/A = No disponible N/R = No requerido N/S = No Servicable Para el aire de la cabina y tabla de localización de filtro, consulte las páginas 5-12 Ver las páginas 13-16 para las notas al pie de página

1) NAPA ProSelect y Plata - Manejo normal - Intervalles normales de cambio 2) NAPA Oro - Manejo difícil - Intervalles recomendados por el OEM 3) NAPA Platino - Manejo muy difícil - Intervalles recomendados por el OEM

Italicized Part Numbers May Not Be Available.

Las piezas con números en *italicas* pueden no estar disponibles.Les numéros de pièce en *italiques* peuvent ne pas être disponibles.



FORD 2013-2012

Pass Car Light Truck - Oil - Air - Cabin

Year/Año/Année Model/Modelo/Modele Engine/Motor/Moteur	Eng. Code Código de motor Code moteur	VIN NIV NIV	GOLD Oil Aceite Huile	ProSelect Oil Aceite Huile	Platinum Oil Aceite Huile	GOLD Air Aire Air	ProSelect Air Aire Air	GOLD Cabin Air Cabina Aire Cabine Air	ProSelect Cabin Air Cabina Aire Cabine Air	Platinum Cabin Air Cabina Aire Cabine Air	Loc. Cabin Air Cabina Aire Cabine Air
--	---	-------------------	--------------------------------	-------------------------------------	------------------------------------	----------------------------	---------------------------------	--	---	--	--

FORD (Cont'd/Suite)

**2013** (Cont'd/Suite)

PICKUP F-SERIES SUPER DUTY (UP TO 550 SERIES) (Cont'd/Suite)

V8 6.2L 6210cc 379 CID Flex		6	1372 <sup>53</sup>	21372 <sup>70</sup>	41372	9883 <sup>155</sup> 9883FR <sup>360</sup>	29883 <sup>155</sup> N/A <sup>360</sup>	N/R	N/R	N/R	
V8 6.7L 6651cc 406 CID Turbo Diesel		T	7151 <sup>53</sup>	27151	47151	9902 <sup>155</sup> 9902FR <sup>360</sup> 500139FR <sup>360</sup>	29902 <sup>155</sup> N/A <sup>360</sup> N/A <sup>360</sup>	N/R	N/R	N/R	

POLICE INTERCEPTOR SEDAN

V6 3.5L 3496cc 213 CID		8	7502 <sup>53</sup>	27502 <sup>70</sup>	47502	6935	26935	4068	224068	4234068	
V6 3.5L 3496cc 213 CID Turbo		T	7502 <sup>53</sup>	27502 <sup>70</sup>	47502	6935	26935	4068	224068	4234068	
V6 3.7L 3726cc 227 CID	99M	M	7502 <sup>53</sup>	27502 <sup>70</sup>	47502	6935	26935	4068	224068	4234068	

POLICE INTERCEPTOR UTILITY

V6 3.7L 227 CID	99M	R	7502 <sup>53</sup>	27502 <sup>70</sup>	47502	6935	26935	4068	224068	4234068	
V6 3.7L 3726cc 227 CID	99M	M	7502 <sup>53</sup>	27502 <sup>70</sup>	47502	6935	26935	4068	224068	4234068	

RANGER

L4 2.2L 2198cc Turbo Diesel (Mex.)			107508	N/A	N/A	209763	N/A	232094	N/A	N/A	
L4 2.5L 2488cc 152 CID (Mex.)			1348 <sup>53</sup>	21348 <sup>70</sup>	41348	209763	N/A	232094	N/A	N/A	
L5 3.2L 3200cc Turbo Diesel (Mex.)			107508	N/A	N/A	209763	N/A	232094	N/A	N/A	

TAURUS

L4 2.0L 1999cc 122 CID Turbo		9	1348 <sup>53</sup>	21348 <sup>70</sup>	41348	6935	26935	4068	224068	4234068	3
V6 3.5L 3496cc 213 CID		8	7502 <sup>53</sup>	27502 <sup>70</sup>	47502	6935	26935	4068	224068	4234068	4
V6 3.5L 3496cc 213 CID Turbo			7502 <sup>53</sup>	27502 <sup>70</sup>	47502	6935	26935	4068	224068	4234068	4

TRANSIT CONNECT

L4 2.0L 121 CID	99N	N	1348 <sup>53</sup>	21348 <sup>70</sup>	41348	9901	29901	4808	224808	N/A	1
-----------------	-----	---	--------------------	---------------------	-------	------	-------	------	--------	-----	---

VAN E-SERIES (UP TO 450 SERIES)

V10 6.8L 415 CID			1372 <sup>53</sup>	21372 <sup>70</sup>	41372	6418	26418	N/R	N/R	N/R	
V8 4.6L 281CID Flex		W	1372 <sup>53</sup>	21372 <sup>70</sup>	41372	6418	26418	N/R	N/R	N/R	
V8 5.4L 330 CID			1372 <sup>53</sup>	21372 <sup>70</sup>	41372	6418	26418	N/R	N/R	N/R	

**2012**

COURIER

L4 1.6L 1598cc (Mex.)			1516 <sup>53</sup>	21516 <sup>70</sup>	41516			N/A	N/A	N/A	
-----------------------	--	--	--------------------	---------------------	-------	--	--	-----	-----	-----	--

COURIER L/L PLUS

L4 1.6L 1597cc (Mex.)			1516 <sup>53</sup>	21516 <sup>70</sup>	41516			N/A	N/A	N/A	
-----------------------	--	--	--------------------	---------------------	-------	--	--	-----	-----	-----	--

COURIER XL

L4 1.6L 1597cc (Mex.)			1516 <sup>53</sup>	21516 <sup>70</sup>	41516			N/A	N/A	N/A	
-----------------------	--	--	--------------------	---------------------	-------	--	--	-----	-----	-----	--

ECOSPORT

L4 2.0L 1999cc (Mex.)			1348 <sup>53</sup>	21348 <sup>70</sup>	41348			N/A	N/A	N/A	
-----------------------	--	--	--------------------	---------------------	-------	--	--	-----	-----	-----	--

EDGE

L4 2.0L 1999cc 122 CID Turbo		9	1348 <sup>53</sup>	21348 <sup>70</sup>	41348	6935	26935	4065	224065	N/A	3
V6 3.5L 213 CID		C	7502 <sup>53</sup>	27502 <sup>70</sup>	47502	6935	26935	4065	224065	N/A	3
V6 3.7L 3726cc 227 CID	99M	K	7502 <sup>53</sup>	27502 <sup>70</sup>	47502	6935	26935	4065	224065	N/A	3

ESCAPE

L4 2.5L 2488cc 152 CID	997		1348 <sup>53</sup>	21348 <sup>70</sup>	41348	2793	22793	9466	229466	N/A	1
V6 3.0L 3000CC 183CID	99G	G	7502 <sup>53</sup>	27502 <sup>70</sup>	47502	9893	29893	9466	229466	N/A	1

ESCAPE HYBRID

L4 2.5L 2488cc 152 CID Electric/Gas	993	3	1348 <sup>53</sup>	21348 <sup>70</sup>	41348	9187	29187	4477 <sup>165</sup> 9466 <sup>164</sup>	N/A <sup>165</sup> 229466 <sup>164</sup>	N/A <sup>165</sup> N/A <sup>164</sup>	1 1
-------------------------------------	-----	---	--------------------	---------------------	-------	------	-------	--	---	--	--------

EXPEDITION

V8 5.4L 330 CID Flex		5	1372 <sup>53</sup>	21372 <sup>70</sup>	41372	9883 9883FR <sup>360</sup>	29883 N/A <sup>360</sup>	N/R	N/R	N/R	
----------------------	--	---	--------------------	---------------------	-------	-------------------------------	-----------------------------	-----	-----	-----	--

EXPLORER

L4 2.0L 1999cc 122 CID Turbo		9	1348 <sup>53</sup>	21348 <sup>70</sup>	41348	6935	26935	4068	224068	4234068	1
------------------------------	--	---	--------------------	---------------------	-------	------	-------	------	--------	---------	---

N/A = Not Available N/R = Not Required N/S = Not Servicable For cabin air locator chart, see pages 5-12 See pages 13-16 for footnotes

1) ProSelect - Normal Driving - Traditional Change Intervals 2) NAPA Gold - Severe Driving - OE Recommended Intervals 3) NAPA Platinum - Harsh Driving - OE Recommend Intervals

N/A = Non disponible N/R = Non nécessaire N/S = Non réparable Voir le tableau des filtres et d'habitacle aux pages 5-12 Voir pages 13-16 pour des notes

1) NAPA ProSelect et Argent - Conduite normale - Intervalles normaux de remplacement 2) NAPA Or - Conduite difficile - Intervalles recommandés par FEO 3) NAPA Platine - Conduite très difficile - Intervalles recommandés par FEO

N/A = No disponible N/R = No requerido N/S = No Servicable Para el aire de la cabina y tabla de localización de filtro, consulte las páginas 5-12 Ver las páginas 13-16 para las notas al pie de página

1) NAPA ProSelect y Plata - Manejo normal - Intervallos normales de cambio 2) NAPA Oro - Manejo difícil - Intervallos recomendados por el OEM 3) NAPA Platino - Manejo muy difícil - Intervallos recomendados por el OEM

*Italicized Part Numbers May Not Be Available.*

Las piezas con números en *italicas* pueden no estar disponibles.  
Les numéros de pièce en *italiques* peuvent ne pas être disponibles.





Pass Car Light Truck - Oil - Air - Cabin

FORD 2012

Year/Año/Année Model/Modelo/Modele Engine/Motor/Moteur	Eng. Code Código de motor Code moteur	VIN NIV NIV	GOLD Oil Aceite Huile	ProSelect Oil Aceite Huile	Platinum Oil Aceite Huile	GOLD Air Aire Air	ProSelect Air Aire Air	GOLD Cabin Air Cabina Aire Cabine Air	ProSelect Cabin Air Cabina Aire Cabine Air	Platinum Cabin Air Cabina Aire Cabine Air	Loc. Cabin Air Cabina Aire Cabine Air
--	---	-------------------	--------------------------------	-------------------------------------	------------------------------------	----------------------------	---------------------------------	--	---	--	--

FORD (Cont'd/Suite)

2012 (Cont'd/Suite)

EXPLORER (Cont'd/Suite)

V6 3.5L 3496cc 213 CID			7502 <sup>53</sup>	27502 <sup>70</sup>	47502	6935	26935	4068	224068	4234068	
------------------------	--	--	--------------------	---------------------	-------	------	-------	------	--------	---------	--

FIESTA

L4 1.5L 1591cc (Mex.)			1348 <sup>53</sup>	21348 <sup>70</sup>	41348	9604	29604	N/A	N/A	N/A	
L4 1.6L 1596cc 97 CID		J	1348 <sup>53</sup>	21348 <sup>70</sup>	41348	9604	29604	4619	224619	N/A	1

FLEX

V6 3.5L 3496cc 213 CID		C	7502 <sup>53</sup>	27502 <sup>70</sup>	47502	6935	26935	4068	224068	4234068	4
V6 3.5L 3496cc 213 CID Turbo		T	7502 <sup>53</sup>	27502 <sup>70</sup>	47502	6935	26935	4068	224068	4234068	4

FOCUS

L4 2.0L 121 CID		2,9	1348 <sup>53</sup>	21348 <sup>70</sup>	41348	9017	29017	4419	224419	4234419	
-----------------	--	-----	--------------------	---------------------	-------	------	-------	------	--------	---------	--

FOCUS Electric

Electric Electric		4	N/R	N/R	N/R	N/R	N/R	4419	224419	4234419	
-------------------	--	---	-----	-----	-----	-----	-----	------	--------	---------	--

FUSION

L4 2.5L 152 CID		A	1348 <sup>53</sup>	21348 <sup>70</sup>	41348	9114	29114	4367	224367	N/A	3
V6 3.0L 183 CID	99G	G	7502 <sup>53</sup>	27502 <sup>70</sup>	47502	9053	29053	4367	224367	N/A	3
V6 3.5L 213 CID		C	7502 <sup>53</sup>	27502 <sup>70</sup>	47502	6935	26935	4367	224367	N/A	3

FUSION HYBRID

L4 2.5L 152 CID Electric/Gas		3	1348 <sup>53</sup>	21348 <sup>70</sup>	41348	9114	29114	4367	224367	N/A	3
------------------------------	--	---	--------------------	---------------------	-------	------	-------	------	--------	-----	---

IKON

L4 1.6L 1558cc (Mex.)			1516 <sup>53</sup>	21516 <sup>70</sup>	41516			N/A	N/A	N/A	
-----------------------	--	--	--------------------	---------------------	-------	--	--	-----	-----	-----	--

LOBO

V8 5.0L 5000cc (Mex.)			7502 <sup>53</sup>	27502 <sup>70</sup>	47502	9883 <sup>155</sup> 9883FR <sup>155</sup>	29883 <sup>155</sup> N/A <sup>155</sup>	N/A	N/A	N/A	
-----------------------	--	--	--------------------	---------------------	-------	--	--	-----	-----	-----	--

LOBO HARLEY DAVIDSON

V8 6.2L 6200cc (Mex.)			1372 <sup>53</sup>	21372 <sup>70</sup>	41372	6418	26418	N/A	N/A	N/A	
-----------------------	--	--	--------------------	---------------------	-------	------	-------	-----	-----	-----	--

LOBO RAPTOR SVT

V8 6.2L 6200cc (Mex.)			1372 <sup>53</sup>	21372 <sup>70</sup>	41372	6418	26418	N/A	N/A	N/A	
-----------------------	--	--	--------------------	---------------------	-------	------	-------	-----	-----	-----	--

MUSTANG

V6 3.7L 3726cc 227 CID	99M	M	7502 <sup>53</sup>	27502 <sup>70</sup>	47502	9201	29201	4687	224687	N/A	4
V8 5.0L 302 CID	99F	F,U	7502 <sup>53</sup>	27502 <sup>70</sup>	47502	9201	29201	4687	224687	N/A	4

MUSTANG LUJO

V6 3.7L (Mex.)			7502 <sup>53</sup>	27502 <sup>70</sup>	47502	9201	29201	4687	224687	N/A	
----------------	--	--	--------------------	---------------------	-------	------	-------	------	--------	-----	--

MUSTANG SHELBY GT500

V8 5.4L 330 CID Super Charged	99S	S	1372 <sup>53</sup>	21372 <sup>70</sup>	41372	9896	N/A	4687	224687	N/A	4
-------------------------------	-----	---	--------------------	---------------------	-------	------	-----	------	--------	-----	---

PICKUP F150 ALL

V6 3.5L 213 CID Turbo	99T	T	7502 <sup>53</sup>	27502 <sup>70</sup>	47502	9883 <sup>155</sup> 9883FR <sup>360</sup>	29883 <sup>155</sup> N/A <sup>360</sup>	N/R	N/R	N/R	
V6 3.7 3700cc (Mex.)			7502 <sup>53</sup>	27502 <sup>70</sup>	47502	9883 9883FR	29883 N/A	N/A	N/A	N/A	
V6 3.7L 227 CID	99M	M	7502 <sup>53</sup>	27502 <sup>70</sup>	47502	9883 9883FR <sup>360</sup>	29883 N/A <sup>360</sup>	N/R	N/R	N/R	
V8 5.0L 302 CID		F	7502 <sup>53</sup>	27502 <sup>70</sup>	47502	9883 9883FR <sup>360</sup>	29883 N/A <sup>360</sup>	N/R	N/R	N/R	
V8 5.0L 5000cc (Mex.)			7502 <sup>53</sup>	27502 <sup>70</sup>	47502	9883 9883FR	29883 N/A	N/A	N/A	N/A	
V8 6.2L 6210cc 379 CID Flex		6	1372 <sup>53</sup>	21372 <sup>70</sup>	41372	9883 <sup>155</sup> 9883FR <sup>360</sup>	29883 <sup>155</sup> N/A <sup>360</sup>	N/R	N/R	N/R	

PICKUP F-SERIES SUPER DUTY (UP TO 550 SERIES)

V10 6.8L 415 CID	99Y	Y	1372 <sup>53</sup>	21372 <sup>70</sup>	41372	9883 9883FR <sup>360</sup>	29883 N/A <sup>360</sup>	N/R	N/R	N/R	
V8 6.2L 6200cc (Mex.)		6	1372 <sup>53</sup>	21372 <sup>70</sup>	41372	6418	26418	N/A	N/A	N/A	

N/A = Not Available N/R = Not Required N/S = Not Servicable For cabin air locator chart, see pages 5-12 See pages 13-16 for footnotes

1) ProSelect - Normal Driving - Traditional Change Intervals 2) NAPA Gold - Severe Driving - OE Recommended intervals 3) NAPA Platinum - Harsh Driving - OE Recommend Intervals

N/A = Non disponible N/R = Non nécessaire N/S = Non réparable Voir le tableau des filtres et d'habitacle aux pages 5-12 Voir pages 13-16 pour des notes

1) NAPA ProSelect et Argent - Conduite normale - Intervalles normaux de remplacement 2) NAPA Or - Conduite difficile - Intervalles recommandés par FEO 3) NAPA Platine - Conduite très difficile - Intervalles recommandés par FEO

N/A = No disponible N/R = No requerido N/S = No Servicable Para el aire de la cabina y tabla de localización de filtro, consulte las páginas 5-12 Ver las páginas 13-16 para las notas al pie de página

1) NAPA ProSelect y Plata - Manejo normal - Intervalles normales de cambio 2) NAPA Oro - Manejo difícil - Intervalles recomendados por el OEM 3) NAPA Platino - Manejo muy difícil - Intervalles recomendados por el OEM

*Italicized Part Numbers May Not Be Available.*

Las piezas con números en *italicas* pueden no estar disponibles.

Les numéros de pièce en *italiques* peuvent ne pas être disponibles.

P  
a  
s  
s  
C  
a  
r  
L  
i  
g  
h  
t  
T  
r  
u  
c  
k  
O  
i  
l  
-  
A  
i  
r  
-  
C  
a  
b  
i  
n



FORD 2012-2011

Pass Car Light Truck - Oil - Air - Cabin

Year/Año/Année Model/Modelo/Modele Engine/Motor/Moteur	Eng. Code Código de motor Code moteur	VIN NIV NIV	GOLD Oil Aceite Huile	ProSelect Oil Aceite Huile	Platinum Oil Aceite Huile	GOLD Air Aire Air	ProSelect Air Aire Air	GOLD Cabin Air Cabina Aire Cabine Air	ProSelect Cabin Air Cabina Aire Cabine Air	Platinum Cabin Air Cabina Aire Cabine Air	Loc. Cabin Air Cabina Aire Cabine Air
--	---	-------------------	--------------------------------	-------------------------------------	------------------------------------	----------------------------	---------------------------------	--	---	--	--

FORD (Cont'd/Suite)

**2012** (Cont'd/Suite)

PICKUP F-SERIES SUPER DUTY (UP TO 550 SERIES) (Cont'd/Suite)

V8 6.2L 6210cc 379 CID Flex		6	1372 <sup>53</sup>	21372 <sup>70</sup>	41372	9883 <sup>155</sup> 9883FR <sup>260</sup>	29883 <sup>155</sup> N/A <sup>360</sup>	N/R	N/R	N/R	
V8 6.7L 6651cc 406 CID Turbo Diesel		T	7151 <sup>53</sup>	27151	47151	9902 <sup>155</sup> 9902FR <sup>260</sup> 500139FR <sup>360</sup>	29902 <sup>155</sup> N/A <sup>360</sup> N/A <sup>360</sup>	N/R	N/R	N/R	
V8 6.7L 6700cc Turbo Diesel (Mex.)		T	7151 <sup>53</sup>	27151 <sup>70</sup>	47151	9886	29886	N/A	N/A	N/A	

RANGER

L4 2.2L 2198cc Turbo Diesel (Mex.)			107508	N/A	N/A	209763	N/A	232094	N/A	N/A	
L4 2.5L 2499cc Turbo Diesel (Mex.)						9039	N/A	N/A	N/A	N/A	
L5 3.2L 3200cc Turbo Diesel (Mex.)			107508	N/A	N/A	209763	N/A	232094	N/A	N/A	

RANGER CABINA REGULAR XL

L4 2.3L 2300cc (Mex.)			1348 <sup>53</sup>	21348 <sup>70</sup>	41348	6253	26253	N/A	N/A	N/A	
-----------------------	--	--	--------------------	---------------------	-------	------	-------	-----	-----	-----	--

RANGER CHASIS CABINA

L4 2.3L 2300cc (Mex.)			1348 <sup>53</sup>	21348 <sup>70</sup>	41348	6253	26253	N/A	N/A	N/A	
-----------------------	--	--	--------------------	---------------------	-------	------	-------	-----	-----	-----	--

RANGER DOBLE CABINA XL

L4 2.3L 2300cc (Mex.)			1348 <sup>53</sup>	21348 <sup>70</sup>	41348	6253	26253	N/A	N/A	N/A	
-----------------------	--	--	--------------------	---------------------	-------	------	-------	-----	-----	-----	--

RANGER DOBLE CABINA XLT

L4 2.3L 2300cc (Mex.)			1348 <sup>53</sup>	21348 <sup>70</sup>	41348	6253	26253	N/A	N/A	N/A	
-----------------------	--	--	--------------------	---------------------	-------	------	-------	-----	-----	-----	--

TAURUS

V6 3.5L 3496cc 213 CID		W	7502 <sup>53</sup>	27502 <sup>70</sup>	47502	6935	26935	4068	224068	4234068	4
------------------------	--	---	--------------------	---------------------	-------	------	-------	------	--------	---------	---

TAURUS SHO

V6 3.5L 3496cc 213 CID Turbo			7502 <sup>53</sup>	27502 <sup>70</sup>	47502	6935	26935	4068	224068	4234068	4
------------------------------	--	--	--------------------	---------------------	-------	------	-------	------	--------	---------	---

TRANSIT CONNECT

Electric Electric			N/R	N/R	N/R	N/R	N/R	4808	224808	N/A	1
L4 2.0L 121 CID	99N	N	1348 <sup>53</sup>	21348 <sup>70</sup>	41348	9901	29901	4808	224808	N/A	1

VAN E-SERIES (UP TO 450 SERIES)

V10 6.8L 415 CID	99S		1372 <sup>53</sup>	21372 <sup>70</sup>	41372	6418	26418	N/R	N/R	N/R	
V8 4.6L 281CID Flex	99W	W	1372 <sup>53</sup>	21372 <sup>70</sup>	41372	6418	26418	N/R	N/R	N/R	
V8 5.4L 330 CID	99L		1372 <sup>53</sup>	21372 <sup>70</sup>	41372	6418	26418	N/R	N/R	N/R	

**2011**

CLUB WAGON ECONOLINE

V8 4.6L 4600cc (Mex.)			1372 <sup>53</sup>	21372 <sup>70</sup>	41372	6418	26418	N/A	N/A	N/A	
V8 5.4L 5400cc (Mex.)			1372 <sup>53</sup>	21372 <sup>70</sup>	41372	6418	26418	N/A	N/A	N/A	

COURIER

L4 1.6L 1598cc (Mex.)			1516 <sup>53</sup>	21516 <sup>70</sup>	41516			N/A	N/A	N/A	
-----------------------	--	--	--------------------	---------------------	-------	--	--	-----	-----	-----	--

CROWN VICTORIA

V8 4.6L 281 CID		W	1372 <sup>53</sup> Std. 1348 <sup>53</sup> Police	21372 <sup>70</sup> Std. 21348 <sup>70</sup> Police	41372 Std. 41348 Police	6814	26814	N/R	N/R	N/R	
V8 4.6L 281 CID Flex		V	1372 <sup>53</sup> Std. 1348 <sup>53</sup> Police	21372 <sup>70</sup> Std. 21348 <sup>70</sup> Police	41372 Std. 41348 Police	6814	26814	N/R	N/R	N/R	

ECONOLINE

V8 4.6L 4600cc (Mex.)			1372 <sup>53</sup>	21372 <sup>70</sup>	41372	6418	26418	N/A	N/A	N/A	
-----------------------	--	--	--------------------	---------------------	-------	------	-------	-----	-----	-----	--

ECOSPORT

L4 2.0L (Mex.)			1348 <sup>53</sup>	21348 <sup>70</sup>	41348			N/A	N/A	N/A	
----------------	--	--	--------------------	---------------------	-------	--	--	-----	-----	-----	--

EDGE

V6 3.5L 213 CID		C	7502 <sup>53</sup>	27502 <sup>70</sup>	47502	6935	26935	4065	224065	N/A	3
V6 3.7L 3726cc 227 CID	99M	K	7502 <sup>53</sup>	27502 <sup>70</sup>	47502	6935	26935	4065	224065	N/A	3

N/A = Not Available N/R = Not Required N/S = Not Servicable For cabin air locator chart, see pages 5-12 See pages 13-16 for footnotes

1) ProSelect - Normal Driving - Traditional Change Intervals 2) NAPA Gold - Severe Driving - OE Recommended intervals 3) NAPA Platinum - Harsh Driving - OE Recommend Intervals

N/A = Non disponible N/R = Non nécessaire N/S = Non réparable Voir le tableau des filtres et d'habitacle aux pages 5-12 Voir pages 13-16 pour des notes

1) NAPA ProSelect et Argent - Conduite normale - Intervalles normaux de remplacement 2) NAPA Or - Conduite difficile - Intervalles recommandés par FEO 3) NAPA Platine - Conduite très difficile - Intervalles recommandés par FEO

N/A = No disponible N/R = No requerido N/S = No Servicable Para el aire de la cabina y tabla de localización de filtro, consulte las páginas 5-12 Ver las páginas 13-16 para las notas al pie de página

1) NAPA ProSelect y Plata - Manejo normal - Intervalos normales de cambio 2) NAPA Oro - Manejo difícil - Intervalos recomendados por el OEM 3) NAPA Platino - Manejo muy difícil - Intervalos recomendados por el OEM

*Italicized Part Numbers May Not Be Available.*

Las piezas con números en *italicas* pueden no estar disponibles.  
Les numéros de pièce en *italiques* peuvent ne pas être disponibles.



Pass Car Light Truck - Oil - Air - Cabin

FORD 2011

Year/Año/Année Model/Modelo/Modele Engine/Motor/Moteur	Eng. Code Código de motor Code moteur	VIN NIV NIV	GOLD Oil Aceite Huile	ProSelect Oil Aceite Huile	Platinum Oil Aceite Huile	GOLD Air Aire Air	ProSelect Air Aire Air	GOLD Cabin Air Cabina Aire Cabine Air	ProSelect Cabin Air Cabina Aire Cabine Air	Platinum Cabin Air Cabina Aire Cabine Air	Loc. Cabin Air Cabina Aire Cabine Air
--	---	-------------------	--------------------------------	-------------------------------------	------------------------------------	----------------------------	---------------------------------	--	---	--	--

FORD (Cont'd/Suite)

2011 (Cont'd/Suite)

ESCAPE

L4 2.0L 138 CID (Mex.)			1348 <sup>53</sup>	21348 <sup>70</sup>	41348	2793	22793	9466	229466	N/A	
L4 2.5L 2488cc 152 CID	997	7	1348 <sup>53</sup>	21348 <sup>70</sup>	41348	2793	22793	9466	229466	N/A	1
V6 3.0L 3000CC 183CID	99G	G	7502 <sup>53</sup>	27502 <sup>70</sup>	47502	9893	29893	9466	229466	N/A	1

ESCAPE HYBRID

L4 2.5L 2488cc 152 CID Electric/Gas	993	3	1348 <sup>53</sup>	21348 <sup>70</sup>	41348	9187	29187	4477 <sup>165</sup> 9466 <sup>164</sup>	N/A <sup>165</sup> 229466 <sup>164</sup>	N/A <sup>165</sup> N/A <sup>164</sup>	1 1
-------------------------------------	-----	---	--------------------	---------------------	-------	------	-------	--	---	--	--------

EXPEDITION

V8 5.4L 330 CID Flex		5	1372 <sup>53</sup>	21372 <sup>70</sup>	41372	9883 9883FR <sup>360</sup>	29883 N/A <sup>360</sup>	N/R	N/R	N/R	
----------------------	--	---	--------------------	---------------------	-------	-------------------------------	-----------------------------	-----	-----	-----	--

EXPLORER

L4 2.0L 1999cc 122 CID Turbo		9	1348 <sup>53</sup>	21348 <sup>70</sup>	41348	6935	26935	4068	224068	4234068	1
V6 3.5L 213 CID			7502 <sup>53</sup>	27502 <sup>70</sup>	47502	6935	26935	4068	224068	4234068	
V6 4.0L 244 CID (Mex.)			1372 <sup>53</sup>	21372 <sup>70</sup>	41372	2484	22484	4068	224068	4234068	
V8 4.6L 281 CID (Mex.)			1372 <sup>53</sup>	21372 <sup>70</sup>	41372	6935	26935	4068	224068	4234068	

FIESTA

L4 1.5L 1591cc (Mex.)			1348 <sup>53</sup>	21348 <sup>70</sup>	41348	9604	29604	N/A	N/A	N/A	
L4 1.6L 1596cc 97 CID		J	1348 <sup>53</sup>	21348 <sup>70</sup>	41348	9604	29604	4619	224619	N/A	1
L4 1.6L 1596cc 97 CID (Mex.)			1348 <sup>53</sup>	21348 <sup>70</sup>	41348			N/A	N/A	N/A	

FLEX

V6 3.5L 3496cc 213 CID		C	7502 <sup>53</sup>	27502 <sup>70</sup>	47502	6935	26935	4068	224068	4234068	4
V6 3.5L 3496cc 213 CID Turbo		T	7502 <sup>53</sup>	27502 <sup>70</sup>	47502	6935	26935	4068	224068	4234068	4

FOCUS

L4 2.0L 121 CID		N	1348 <sup>53</sup>	21348 <sup>70</sup>	41348	9890	29890	N/R	N/R	N/R	
L5 2.5L 2521cc (Mex.)			7186	27186	47186	9017	29017	9354	229354	N/A	

FOCUS RS

V6 2.5L 155 CID (Mex.)			7186	27186	47186	6938	26938	N/A	N/A	N/A	
------------------------	--	--	------	-------	-------	------	-------	-----	-----	-----	--

FOCUS ST

V6 2.5L 155 CID (Mex.)			7186	27186	47186	6938	26938	N/A	N/A	N/A	
------------------------	--	--	------	-------	-------	------	-------	-----	-----	-----	--

FUSION

L4 2.5L 152 CID	99A	A	1348 <sup>53</sup>	21348 <sup>70</sup>	41348	9114	29114	4367	224367	N/A	3
V6 3.0L 183 CID	99G	G	7502 <sup>53</sup>	27502 <sup>70</sup>	47502	9053	29053	4367	224367	N/A	3
V6 3.5L 213 CID		C	7502 <sup>53</sup>	27502 <sup>70</sup>	47502	6935	26935	4367	224367	N/A	3

FUSION HYBRID

L4 2.5L 152 CID Electric/Gas		3	1348 <sup>53</sup>	21348 <sup>70</sup>	41348	N/S	N/S	4367	224367	N/A	3
------------------------------	--	---	--------------------	---------------------	-------	-----	-----	------	--------	-----	---

IKON

L4 1.6L 1558cc (Mex.)			1516 <sup>53</sup>	21516 <sup>70</sup>	41516			N/A	N/A	N/A	
-----------------------	--	--	--------------------	---------------------	-------	--	--	-----	-----	-----	--

LOBO

V8 4.6L 281CID Flex (Mex.)		W	1372 <sup>53</sup>	21372 <sup>70</sup>	41372	9883 9883FR	29883 N/A	N/A	N/A	N/A	
V8 5.0L 302 CID (Mex.)			1372 <sup>53</sup>	21372 <sup>70</sup>	41372	9883 9883FR	29883 N/A	N/A	N/A	N/A	
V8 5.4L 330 CID (Mex.)			1372 <sup>53</sup>	21372 <sup>70</sup>	41372	9883 9883FR	29883 N/A	N/A	N/A	N/A	
V8 6.2L 6210cc 379 CID Flex (Mex.)			1372 <sup>53</sup>	21372 <sup>70</sup>	41372	9883 9883FR	29883 N/A	N/A	N/A	N/A	

MUSTANG

V6 3.7L 3726cc 227 CID	99M	M	7502 <sup>53</sup>	27502 <sup>70</sup>	47502	9201	29201	4687	224687	N/A	4
V8 5.0L 302 CID	99F	F	7502 <sup>53</sup>	27502 <sup>70</sup>	47502	9201	29201	4687	224687	N/A	4

MUSTANG LUJO

V6 3.7L (Mex.)			7502 <sup>53</sup>	27502 <sup>70</sup>	47502	9201	29201	4687	224687	N/A	
----------------	--	--	--------------------	---------------------	-------	------	-------	------	--------	-----	--

N/A = Not Available N/R = Not Required N/S = Not Servicable For cabin air locator chart, see pages 5-12 See pages 13-16 for footnotes

1) ProSelect - Normal Driving - Traditional Change Intervals 2) NAPA Gold - Severe Driving - OE Recommended intervals 3) NAPA Platinum - Harsh Driving - OE Recommend Intervals

N/A = Non disponible N/R = Non nécessaire N/S = Non réparable Voir le tableau des filtres et d'habitacle aux pages 5-12 Voir pages 13-16 pour des notes

1) NAPA ProSelect et Argent - Conduite normale - Intervalles normaux de remplacement 2) NAPA Or - Conduite difficile - Intervalles recommandés par FEO 3) NAPA Platine - Conduite très difficile - Intervalles recommandés par FEO

N/A = No disponible N/R = No requerido N/S = No Servicable Para el aire de la cabina y tabla de localización de filtro, consulte las páginas 5-12 Ver las páginas 13-16 para las notas al pie de página

1) NAPA ProSelect y Plata - Manejo normal - Intervalos normales de cambio 2) NAPA Oro - Manejo difícil - Intervalos recomendados por el OEM 3) NAPA Platino - Manejo muy difícil - Intervalos recomendados por el OEM

*Italicized Part Numbers May Not Be Available.*

Las piezas con números en *italicas* pueden no estar disponibles.

Les numéros de pièce en *italiques* peuvent ne pas être disponibles.

P  
a  
s  
s  
C  
a  
r  
L  
i  
g  
h  
t  
T  
r  
u  
c  
k  
O  
i  
l  
-  
A  
i  
r  
-  
C  
a  
b  
i  
n



FORD 2011-2010

Pass Car Light Truck - Oil - Air - Cabin

Year/Año/Année Model/Modelo/Modele Engine/Motor/Moteur	Eng. Code Código de motor Code moteur	VIN NIV NIV	GOLD Oil Aceite Huile	ProSelect Oil Aceite Huile	Platinum Oil Aceite Huile	GOLD Air Aire Air	ProSelect Air Aire Air	GOLD Cabin Air Cabina Aire Cabine Air	ProSelect Cabin Air Cabina Aire Cabine Air	Platinum Cabin Air Cabina Aire Cabine Air	Loc. Cabin Air Cabina Aire Cabine Air
--	---	-------------------	--------------------------------	-------------------------------------	------------------------------------	----------------------------	---------------------------------	--	---	--	--

FORD (Cont'd/Suite)

**2011** (Cont'd/Suite)

**MUSTANG SHELBY GT500**

V8 5.4L 330 CID Super Charged	99S	S	1372 <sup>53</sup>	21372 <sup>70</sup>	41372	9896	N/A	4687	224687	N/A	4
-------------------------------	-----	---	--------------------	---------------------	-------	------	-----	------	--------	-----	---

**PICKUP F150 ALL**

V6 3.5L 213 CID Turbo	99T	T	7502 <sup>53</sup>	27502 <sup>70</sup>	47502	9883 9883FR <sup>360</sup>	29883 N/A <sup>360</sup>	N/R	N/R	N/R	
V6 3.7L 227 CID	99M	M	7502 <sup>53</sup>	27502 <sup>70</sup>	47502	9883 <sup>155</sup> 9883FR <sup>360</sup>	29883 <sup>155</sup> N/A <sup>360</sup>	N/R	N/R	N/R	
V8 5.0L 302 CID		F	7502 <sup>53</sup>	27502 <sup>70</sup>	47502	9883 <sup>155</sup> 9883FR <sup>360</sup>	29883 <sup>155</sup> N/A <sup>360</sup>	N/R	N/R	N/R	
V8 6.2L 6210cc 379 CID Flex		6	1372 <sup>53</sup>	21372 <sup>70</sup>	41372	9883 <sup>155</sup> 9883FR <sup>360</sup>	29883 <sup>155</sup> N/A <sup>360</sup>	N/R	N/R	N/R	

**PICKUP F-SERIES SUPER DUTY (UP TO 550 SERIES)**

V10 6.8L 415 CID	99Y	Y	1372 <sup>53</sup>	21372 <sup>70</sup>	41372	9883 <sup>155</sup> 9883FR <sup>360</sup>	29883 <sup>155</sup> N/A <sup>360</sup>	N/R	N/R	N/R	
V8 6.2L 6210cc 379 CID Flex		6	1372 <sup>53</sup>	21372 <sup>70</sup>	41372	9883 9883FR <sup>360</sup>	29883 N/A <sup>360</sup>	N/R	N/R	N/R	
V8 6.7L 6651cc 406 CID Turbo Diesel		T	7151 <sup>53</sup>	27151	47151	9902 <sup>155</sup> 9902FR <sup>360</sup> 500139FR <sup>360</sup>	29902 <sup>155</sup> N/A <sup>360</sup> N/A <sup>360</sup>	N/R	N/R	N/R	

**RANGER**

L4 2.2L 2198cc Turbo Diesel (Mex.)			107508	N/A	N/A	209763	N/A	232094	N/A	N/A	
L4 2.3L 140 CID	99D	D	1348 <sup>53</sup>	21348 <sup>70</sup>	41348	6253	26253	N/R	N/R	N/R	
L4 2.5L 2499cc Turbo Diesel (Mex.)						9039	N/A	N/A	N/A	N/A	
V6 4.0L 244 CID	99E	E	1372 <sup>53</sup>	21372 <sup>70</sup>	41372	6253	26253	N/R	N/R	N/R	

**TAURUS**

V6 3.5L 3496cc 213 CID		W	7502 <sup>53</sup>	27502 <sup>70</sup>	47502	6935	26935	4068	224068	4234068	4
------------------------	--	---	--------------------	---------------------	-------	------	-------	------	--------	---------	---

**TAURUS SHO**

V6 3.5L 3496cc 213 CID Turbo			7502 <sup>53</sup>	27502 <sup>70</sup>	47502	6935	26935	4068	224068	4234068	4
------------------------------	--	--	--------------------	---------------------	-------	------	-------	------	--------	---------	---

**TRANSIT**

L4 2.2L 2198cc Turbo Diesel			7512	27512	N/A	209558	N/A	N/A	N/A	N/A	
L4 2.2L 2198cc Turbo Diesel (Mex.)			7512	27512	N/A	209558	N/A	N/A	N/A	N/A	

**TRANSIT CONNECT**

L4 2.0L 121 CID	99N	N	1348 <sup>53</sup>	21348 <sup>70</sup>	41348	9901	29901	4808	224808	N/A	1
-----------------	-----	---	--------------------	---------------------	-------	------	-------	------	--------	-----	---

**VAN E-SERIES (UP TO 450 SERIES)**

V10 6.8L 415 CID	99S		1372 <sup>53</sup>	21372 <sup>70</sup>	41372	6418	26418	N/R	N/R	N/R	
V8 4.6L 281CID Flex	99W	W	1372 <sup>53</sup>	21372 <sup>70</sup>	41372	6418	26418	N/R	N/R	N/R	
V8 5.4L 330 CID	99L		1372 <sup>53</sup>	21372 <sup>70</sup>	41372	6418	26418	N/R	N/R	N/R	

**2010**

**CLUB WAGON ECONOLINE**

V8 4.6L 4600cc (Mex.)			1372 <sup>53</sup>	21372 <sup>70</sup>	41372	6418	26418	N/A	N/A	N/A	
V8 5.4L 5400cc (Mex.)			1372 <sup>53</sup>	21372 <sup>70</sup>	41372	6418	26418	N/A	N/A	N/A	

**COURIER**

L4 1.6L 1596cc (Mex.)			1516 <sup>53</sup>	21516 <sup>70</sup>	41516			N/A	N/A	N/A	
L4 1.6L 1598cc (Mex.)			1516 <sup>53</sup>	21516 <sup>70</sup>	41516			N/A	N/A	N/A	

**CROWN VICTORIA**

V8 4.6L 281 CID Flex		V	1372 <sup>53</sup> Std. 1348 <sup>53</sup> Police	21372 <sup>70</sup> Std. 21348 <sup>70</sup> Police	41372 Std. 41348 Police	6814	26814	N/R	N/R	N/R	
----------------------	--	---	--	--	----------------------------------	------	-------	-----	-----	-----	--

**ECONOLINE**

V8 4.6L 4600cc (Mex.)			1372 <sup>53</sup>	21372 <sup>70</sup>	41372	6418	26418	N/A	N/A	N/A	
V8 5.4L 5400cc (Mex.)			1372 <sup>53</sup>	21372 <sup>70</sup>	41372	6418	26418	N/A	N/A	N/A	

N/A = Not Available N/R = Not Required N/S = Not Servicable For cabin air locator chart, see pages 5-12 See pages 13-16 for footnotes

1) ProSelect - Normal Driving - Traditional Change Intervals 2) NAPA Gold - Severe Driving - OE Recommended Intervals 3) NAPA Platinum - Harsh Driving - OE Recommend Intervals

N/A = Non disponible N/R = Non nécessaire N/S = Non réparable Voir le tableau des filtres et d'habitacle aux pages 5-12 Voir pages 13-16 pour des notes

1) NAPA ProSelect et Argent - Conduite normale - Intervalles normaux de remplacement 2) NAPA Or - Conduite difficile - Intervalles recommandés par FEO 3) NAPA Platine - Conduite très difficile - Intervalles recommandés par FEO

N/A = No disponible N/R = No requerido N/S = No Servicable Para el aire de la cabina y tabla de localización de filtro, consulte las páginas 5-12 Ver las páginas 13-16 para las notas al pie de página

1) NAPA ProSelect y Plata - Manejo normal - Intervalos normales de cambio 2) NAPA Oro - Manejo difícil - Intervalos recomendados por el OEM 3) NAPA Platino - Manejo muy difícil - Intervalos recomendados por el OEM

*Italicized Part Numbers May Not Be Available.*

Las piezas con números en *italicas* pueden no estar disponibles.  
Les numéros de pièce en *italiques* peuvent ne pas être disponibles.



## Pass Car Light Truck - Oil - Air - Cabin

FORD 2010

Year/Año/Année Model/Modelo/Modèle Engine/Motor/Moteur	Eng. Code Código de motor Code moteur	VIN NIV NIV	GOLD Oil Aceite Huile	ProSelect Oil Aceite Huile	Platinum Oil Aceite Huile	GOLD Air Aire Air	ProSelect Air Aire Air	GOLD Cabin Air Cabina Aire Cabine Air	ProSelect Cabin Air Cabina Aire Cabine Air	Platinum Cabin Air Cabina Aire Cabine Air	Loc. Cabin Air Cabina Aire Cabine Air
--	---	-------------------	--------------------------------	-------------------------------------	------------------------------------	----------------------------	---------------------------------	--	---	--	--

## FORD (Cont'd/Suite)

2010 (Cont'd/Suite)

## ECOSPORT

L4 1.6L 1596cc (Mex.)			1516 <sup>53</sup>	21516 <sup>70</sup>	41516			239110	N/A	N/A	
L4 2.0L (Mex.)			1348 <sup>53</sup>	21348 <sup>70</sup>	41348			N/A	N/A	N/A	

## EDGE

V6 3.5L 213 CID		C	7502 <sup>53</sup>	27502 <sup>70</sup>	47502	6935	26935	4065	224065	N/A	3
-----------------	--	---	--------------------	---------------------	-------	------	-------	------	--------	-----	---

## ESCAPE

L4 2.3L 138 CID (Mex.)			1348 <sup>53</sup>	21348 <sup>70</sup>	41348	2793	22793	9466	229466	N/A	
L4 2.5L 2488cc 152 CID	997		1348 <sup>53</sup>	21348 <sup>70</sup>	41348	2793	22793	9466	229466	N/A	1
V6 3.0L 3000CC 183CID	99G	G	7502 <sup>53</sup>	27502 <sup>70</sup>	47502	9893	29893	9466	229466	N/A	1

## ESCAPE HYBRID

L4 2.5L 2488cc 152 CID Electric/Gas	993	3	1348 <sup>53</sup>	21348 <sup>70</sup>	41348	9187	29187	4477 <sup>165</sup> 9466 <sup>164</sup>	N/A <sup>165</sup> 229466 <sup>164</sup>	N/A <sup>165</sup> N/A <sup>164</sup>	1 1
-------------------------------------	-----	---	--------------------	---------------------	-------	------	-------	--	---	--	--------

## EXPEDITION

V8 5.4L 330 CID Flex		5	1372 <sup>53</sup>	21372 <sup>70</sup>	41372	9883 <sup>155</sup> 9883FR <sup>360</sup>	29883 <sup>155</sup> N/A <sup>360</sup>	N/R	N/R	N/R	
----------------------	--	---	--------------------	---------------------	-------	--	--	-----	-----	-----	--

## EXPLORER

V6 4.0L 244 CID	99E	E	1372 <sup>53</sup>	21372 <sup>70</sup>	41372	2484	22484	N/R	N/R	N/R	
V8 4.6L 281CID Flex	998	W	1372 <sup>53</sup>	21372 <sup>70</sup>	41372	9145	29145	N/R	N/R	N/R	

## EXPLORER SPORT TRAC

V6 4.0L 244 CID		E	1372 <sup>53</sup>	21372 <sup>70</sup>	41372	2484	22484	N/R	N/R	N/R	
V8 4.6L 281 CID		8	1372 <sup>53</sup>	21372 <sup>70</sup>	41372	9145	29145	N/R	N/R	N/R	

## FIESTA

L4 1.5L 1591cc (Mex.)			1348 <sup>53</sup>	21348 <sup>70</sup>	41348	9604	29604	N/A	N/A	N/A	
L4 1.6L 1596cc 97 CID (Mex.)			1348 <sup>53</sup>	21348 <sup>70</sup>	41348			N/A	N/A	N/A	

## FLEX

V6 3.5L 3496cc 213 CID		C	7502 <sup>53</sup>	27502 <sup>70</sup>	47502	6935	26935	4068	224068	4234068	4
V6 3.5L 3496cc 213 CID Turbo		T	7502 <sup>53</sup>	27502 <sup>70</sup>	47502	6935	26935	4068	224068	4234068	4

## FOCUS

L4 2.0L 121 CID		N	1348 <sup>53</sup>	21348 <sup>70</sup>	41348	9890	29890	N/R	N/R	N/R	
L5 2.5L 2521cc (Mex.)			7186	27186	47186	9017	29017	9354	229354	N/A	

## FUSION

L4 2.5L 152 CID		A	1348 <sup>53</sup>	21348 <sup>70</sup>	41348	9114	29114	4367	224367	N/A	3
V6 3.0L 183 CID	99G	G	7502 <sup>53</sup>	27502 <sup>70</sup>	47502	9053	29053	4367	224367	N/A	3
V6 3.5L 213 CID		C	7502 <sup>53</sup>	27502 <sup>70</sup>	47502	6935	26935	4367	224367	N/A	3

## FUSION HYBRID

L4 2.5L 152 CID Electric/Gas		3	1348 <sup>53</sup>	21348 <sup>70</sup>	41348	N/R	N/R	4367	224367	N/A	3
------------------------------	--	---	--------------------	---------------------	-------	-----	-----	------	--------	-----	---

## IKON

L4 1.6L 1558cc (Mex.)			1516 <sup>53</sup>	21516 <sup>70</sup>	41516			N/A	N/A	N/A	
-----------------------	--	--	--------------------	---------------------	-------	--	--	-----	-----	-----	--

## LOBO

V8 4.6L 281CID Flex (Mex.)		W	1372 <sup>53</sup>	21372 <sup>70</sup>	41372	9883 9883FR	29883 N/A	N/A	N/A	N/A	
----------------------------	--	---	--------------------	---------------------	-------	----------------	--------------	-----	-----	-----	--

## MUSTANG

V6 4.0L 244 CID		N	1372 <sup>53</sup>	21372 <sup>70</sup>	41372	6975	26975	4687	224687	N/A	4
V8 4.6L 281 CID		H	1372 <sup>53</sup>	21372 <sup>70</sup>	41372	9201	29201	4687	224687	N/A	4

## MUSTANG LUJO

V6 3.7L (Mex.)			7502 <sup>53</sup>	27502 <sup>70</sup>	47502	9201	29201	4687	224687	N/A	
----------------	--	--	--------------------	---------------------	-------	------	-------	------	--------	-----	--

## MUSTANG SHELBY GT500

V8 5.4L 330 CID Super Charged		S	1372 <sup>53</sup>	21372 <sup>70</sup>	41372	9896	N/A	4687	224687	N/A	4
-------------------------------	--	---	--------------------	---------------------	-------	------	-----	------	--------	-----	---

## PICKUP F150 ALL

V6 4.2L 256 CID (Mex.)						6418	26418	N/A	N/A	N/A	
------------------------	--	--	--	--	--	------	-------	-----	-----	-----	--

N/A = Not Available N/R = Not Required N/S = Not Servicable For cabin air locator chart, see pages 5-12 See pages 13-16 for footnotes

1) ProSelect - Normal Driving - Traditional Change Intervals 2) NAPA Gold - Severe Driving - OE Recommended intervals 3) NAPA Platinum - Harsh Driving - OE Recommend Intervals

N/A = Non disponible N/R = Non nécessaire N/S = Non réparable Voir le tableau des filtres et d'habitacle aux pages 5-12 Voir pages 13-16 pour des notes

1) NAPA ProSelect et Argent - Conduite normale - Intervalles normaux de remplacement 2) NAPA Or - Conduite difficile - Intervalles recommandés par FEO 3) NAPA Platine - Conduite très difficile - Intervalles recommandés par FEO

N/A = No disponible N/R = No requerido N/S = No Servicable Para el aire de la cabina y tabla de localización de filtro, consulte las páginas 5-12 Ver las páginas 13-16 para las notas al pie de página

1) NAPA ProSelect y Plata - Manejo normal - Intervalles normales de cambio 2) NAPA Oro - Manejo difícil - Intervalles recomendados por el OEM 3) NAPA Platino - Manejo muy difícil - Intervalles recomendados por el OEM

*Italicized Part Numbers May Not Be Available.*Las piezas con números en *italicas* pueden no estar disponibles.Les numéros de pièce en *italiques* peuvent ne pas être disponibles.



FORD 2010-2009

Pass Car Light Truck - Oil - Air - Cabin

Year/Año/Année Model/Modelo/Modele Engine/Motor/Moteur	Eng. Code Código de motor Code moteur	VIN NIV NIV	GOLD Oil Aceite Huile	ProSelect Oil Aceite Huile	Platinum Oil Aceite Huile	GOLD Air Aire Air	ProSelect Air Aire Air	GOLD Cabin Air Cabina Aire Cabine Air	ProSelect Cabin Air Cabina Aire Cabine Air	Platinum Cabin Air Cabina Aire Cabine Air	Loc. Cabin Air Cabina Aire Cabine Air
--	---	-------------------	--------------------------------	-------------------------------------	------------------------------------	----------------------------	---------------------------------	--	---	--	--

FORD (Cont'd/Suite)

**2010** (Cont'd/Suite)

PICKUP F150 ALL (Cont'd/Suite)

V8 4.6L 281CID Flex	998	8	1372 <sup>53</sup>	21372 <sup>70</sup>	41372	9883 <sup>155</sup> 9883FR <sup>260</sup>	29883 <sup>155</sup> N/A <sup>260</sup>	N/R	N/R	N/R	
	99W	W	1372 <sup>53</sup>	21372 <sup>70</sup>	41372	9883 9883FR <sup>260</sup>	29883 N/A <sup>260</sup>	N/R	N/R	N/R	
V8 5.4L 330 CID	99V	V	1372 <sup>53</sup>	21372 <sup>70</sup>	41372	9883 9883FR <sup>260</sup>	29883 N/A <sup>260</sup>	N/R	N/R	N/R	
V8 6.2L 6210cc 379 CID Flex		6	1372 <sup>53</sup>	21372 <sup>70</sup>	41372	9883 9883FR <sup>260</sup>	29883 N/A <sup>260</sup>	N/R	N/R	N/R	

PICKUP F-SERIES SUPER DUTY (UP TO 550 SERIES)

V10 6.8L 415 CID	99Y	Y	1372 <sup>53</sup>	21372 <sup>70</sup>	41372	9883 9883FR <sup>260</sup>	29883 N/A <sup>260</sup>	N/R	N/R	N/R	
V8 5.4L 330 CID	995		1372 <sup>53</sup>	21372 <sup>70</sup>	41372	9883 <sup>155</sup> 9883FR <sup>260</sup>	29883 <sup>155</sup> N/A <sup>260</sup>	N/R	N/R	N/R	
V8 6.2L 6210cc 379 CID Flex		6	1372 <sup>53</sup>	21372 <sup>70</sup>	41372	9883 9883FR <sup>260</sup>	29883 N/A <sup>260</sup>	N/R	N/R	N/R	
V8 6.4L 391 CID Turbo Diesel	99R	R	7312 <sup>53</sup>	27312 <sup>184</sup>	47312 <sup>184</sup>	9886	29886	N/R	N/R	N/R	

RANGER

L4 2.3L 140 CID	99D	D	1348 <sup>53</sup>	21348 <sup>70</sup>	41348	6253	26253	N/R	N/R	N/R	
L4 2.5L 2499cc Turbo Diesel (Mex.)						9039	N/A	N/A	N/A	N/A	
V6 4.0L 244 CID	99E	E	1372 <sup>53</sup>	21372 <sup>70</sup>	41372	6253	26253	N/R	N/R	N/R	

TAURUS

V6 3.5L 3496cc 213 CID		W	7502 <sup>53</sup>	27502 <sup>70</sup>	47502	6935	26935	4068	224068	4234068	4
------------------------	--	---	--------------------	---------------------	-------	------	-------	------	--------	---------	---

TAURUS SHO

V6 3.5L 3496cc 213 CID Turbo			7502 <sup>53</sup>	27502 <sup>70</sup>	47502	6935	26935	4068	224068	4234068	4
------------------------------	--	--	--------------------	---------------------	-------	------	-------	------	--------	---------	---

TRANSIT

L4 2.2L 2198cc Turbo Diesel			7512	27512	N/A	209558	N/A	N/A	N/A	N/A	
L4 2.2L 2198cc Turbo Diesel (Mex.)			7512	27512	N/A	209558	N/A	N/A	N/A	N/A	
L4 2.3L 138 CID (Mex.)			1215	N/A	N/A	206675	N/A	N/A	N/A	N/A	
L4 2.4L 2402cc Diesel (Mex.)						206675	N/A	N/A	N/A	N/A	

TRANSIT CONNECT

L4 2.0L 121 CID	99N	N	1348 <sup>53</sup>	21348 <sup>70</sup>	41348	9901	29901	4808	224808	N/A	1
-----------------	-----	---	--------------------	---------------------	-------	------	-------	------	--------	-----	---

VAN E-SERIES (UP TO 450 SERIES)

V10 6.8L 415 CID	99S		1372 <sup>53</sup>	21372 <sup>70</sup>	41372	6418	26418	N/R	N/R	N/R	
V8 4.6L 281CID Flex	99W	W	1372 <sup>53</sup>	21372 <sup>70</sup>	41372	6418	26418	N/R	N/R	N/R	
V8 5.4L 330 CID Flex		L	1372 <sup>53</sup>	21372 <sup>70</sup>	41372	6418	26418	N/R	N/R	N/R	
V8 6.0L 364 CID Turbo Diesel	99P	P	400111 <sup>53</sup>	N/A <sup>70</sup>	N/A	6807	N/A	N/R	N/R	N/R	

**2009**

CLUB WAGON ECONOLINE

V8 4.6L 4600cc (Mex.)			1372 <sup>53</sup>	21372 <sup>70</sup>	41372	6418	26418	N/A	N/A	N/A	
V8 5.4L 5400cc (Mex.)			1372 <sup>53</sup>	21372 <sup>70</sup>	41372	6418	26418	N/A	N/A	N/A	

COURIER

L4 1.6L 1596cc (Mex.)			1516 <sup>53</sup>	21516 <sup>70</sup>	41516			N/A	N/A	N/A	
-----------------------	--	--	--------------------	---------------------	-------	--	--	-----	-----	-----	--

CROWN VICTORIA

V8 4.6L 281 CID Flex		V	1372 <sup>53</sup> Std. 1348 <sup>53</sup> Police	21372 <sup>70</sup> Std. 21348 <sup>70</sup> Police	41372 Std. 41348 Police	6814	26814	N/R	N/R	N/R	
----------------------	--	---	--	--	----------------------------------	------	-------	-----	-----	-----	--

ECONOLINE

V8 4.6L 4600cc (Mex.)			1372 <sup>53</sup>	21372 <sup>70</sup>	41372	6418	26418	N/A	N/A	N/A	
-----------------------	--	--	--------------------	---------------------	-------	------	-------	-----	-----	-----	--

ECOSPORT

L4 1.6L 1596cc (Mex.)			1516 <sup>53</sup>	21516 <sup>70</sup>	41516			239110	N/A	N/A	
-----------------------	--	--	--------------------	---------------------	-------	--	--	--------	-----	-----	--

N/A = Not Available N/R = Not Required N/S = Not Servicable For cabin air locator chart, see pages 5-12 See pages 13-16 for footnotes

1) ProSelect - Normal Driving - Traditional Change Intervals 2) NAPA Gold - Severe Driving - OE Recommended intervals 3) NAPA Platinum - Harsh Driving - OE Recommend Intervals

N/A = Non disponible N/R = Non nécessaire N/S = Non réparable Voir le tableau des filtres et d'habitacle aux pages 5-12 Voir pages 13-16 pour des notes

1) NAPA ProSelect et Argent - Conduite normale - Intervalles normaux de remplacement 2) NAPA Or - Conduite difficile - Intervalles recommandés par FEO 3) NAPA Platine - Conduite très difficile - Intervalles recommandés par FEO

N/A = No disponible N/R = No requerido N/S = No Servicable Para el aire de la cabina y tabla de localización de filtro, consulte las páginas 5-12 Ver las páginas 13-16 para las notas al pie de página

1) NAPA ProSelect y Plata - Manejo normal - Intervallos normales de cambio 2) NAPA Oro - Manejo difícil - Intervallos recomendados por el OEM 3) NAPA Platino - Manejo muy difícil - Intervallos recomendados por el OEM

*Italicized Part Numbers May Not Be Available.*

Las piezas con números en *italicas* pueden no estar disponibles.  
Les numéros de pièce en *italiques* peuvent ne pas être disponibles.





Pass Car Light Truck - Oil - Air - Cabin

FORD 2009

Year/Año/Année Model/Modelo/Modèle Engine/Motor/Moteur	Eng. Code Código de motor Code moteur	VIN NIV NIV	GOLD Oil Aceite Huile	ProSelect Oil Aceite Huile	Platinum Oil Aceite Huile	GOLD Air Aire Air	ProSelect Air Aire Air	GOLD Cabin Air Cabina Aire Cabine Air	ProSelect Cabin Air Cabina Aire Cabine Air	Platinum Cabin Air Cabina Aire Cabine Air	Loc. Cabin Air Cabina Aire Cabine Air
--	---	-------------------	--------------------------------	-------------------------------------	------------------------------------	----------------------------	---------------------------------	--	---	--	--

FORD (Cont'd/Suite)

2009 (Cont'd/Suite)

ECOSPORT (Cont'd/Suite)

L4 2.0L (Mex.)			1348 <sup>53</sup>	21348 <sup>70</sup>	41348			N/A	N/A	N/A	
----------------	--	--	--------------------	---------------------	-------	--	--	-----	-----	-----	--

EDGE

V6 3.5L 213 CID		C	1516 <sup>53</sup> 7502 <sup>53</sup>	21516 <sup>256</sup> 27502 <sup>70</sup>	41516 <sup>256</sup> 47502 <sup>257</sup>	6935	26935	4065	224065	N/A	3
-----------------	--	---	--	---	--	------	-------	------	--------	-----	---

ESCAPE

L4 2.5L 2488cc 152 CID	997	7	7203 Cart. 1348 <sup>53</sup> Spin-on	27203 <sup>70</sup> Cart. 21348 <sup>70</sup> Spin-on	47203 Cart. 41348 Spin-on	2793	22793	9466	229466	N/A	1
V6 3.0L 3000CC 183CID	99G	G	7502 <sup>53</sup>	27502 <sup>70</sup>	47502	9893	29893	9466	229466	N/A	1

ESCAPE HYBRID

L4 2.5L 2488cc 152 CID Electric/Gas	993	3	7203 Cart. 1348 <sup>53</sup> Spin-on	27203 <sup>70</sup> Cart. 21348 <sup>70</sup> Spin-on	47203 Cart. 41348 Spin-on	9187	29187	4477 <sup>165</sup> 9466 <sup>164</sup>	N/A <sup>165</sup> 229466 <sup>164</sup>	N/A <sup>165</sup> N/A <sup>164</sup>	1 1
-------------------------------------	-----	---	--	--	------------------------------------	------	-------	--	---	--	--------

EXPEDITION

V8 5.4L 330 CID Flex		5	1372 <sup>53</sup>	21372 <sup>70</sup>	41372	9883 <sup>155</sup> 9883FR <sup>360</sup>	29883 <sup>155</sup> N/A <sup>360</sup>	N/R	N/R	N/R	
----------------------	--	---	--------------------	---------------------	-------	--	--	-----	-----	-----	--

EXPLORER

V6 4.0L 244 CID	99E	E	1372 <sup>53</sup>	21372 <sup>70</sup>	41372	2484	22484	N/R	N/R	N/R	
V8 4.6L 281CID Flex	998	W	1372 <sup>53</sup>	21372 <sup>70</sup>	41372	9145	29145	N/R	N/R	N/R	

EXPLORER SPORT TRAC

V6 4.0L 244 CID		E	1372 <sup>53</sup>	21372 <sup>70</sup>	41372	2484	22484	N/R	N/R	N/R	
V8 4.6L 281 CID		8	1372 <sup>53</sup>	21372 <sup>70</sup>	41372	9145	29145	N/R	N/R	N/R	

FIESTA

L4 1.5L 1591cc (Mex.)			1348 <sup>53</sup>	21348 <sup>70</sup>	41348	9604	29604	N/A	N/A	N/A	
L4 1.6L 1596cc 97 CID (Mex.)			1348 <sup>53</sup>	21348 <sup>70</sup>	41348			N/A	N/A	N/A	

FLEX

V6 3.5L 3496cc 213 CID			1516 <sup>53</sup> 7502 <sup>53</sup>	21516 <sup>70</sup> 27502 <sup>70</sup>	41516 <sup>256</sup> 47502 <sup>257</sup>	6935	26935	4068	224068	4234068	4
------------------------	--	--	--	--	--	------	-------	------	--------	---------	---

FOCUS

L4 2.0L 121 CID		N	1348 <sup>53</sup>	21348 <sup>70</sup>	41348	9890	29890	N/R	N/R	N/R	
L5 2.5L 2521cc (Mex.)								4688	224688	N/A	

FUSION

L4 2.3L 140 CID		Z	7203	27203 <sup>70</sup>	47203	9114	29114	N/R	N/R	N/R	
V6 3.0L 183 CID		1	7502 <sup>53</sup> 1372 <sup>53</sup>	27502 <sup>70</sup> 21372 <sup>264</sup>	47502 <sup>265</sup> 41372 <sup>264</sup>	9053	29053	N/R	N/R	N/R	

IKON

L4 1.6L 1558cc (Mex.)			1516 <sup>53</sup>	21516 <sup>70</sup>	41516			N/A	N/A	N/A	
-----------------------	--	--	--------------------	---------------------	-------	--	--	-----	-----	-----	--

LOBO

V8 4.6L 281CID Flex (Mex.)		W	1372 <sup>53</sup>	21372 <sup>70</sup>	41372	9883 9883FR	29883 N/A	N/A	N/A	N/A	
----------------------------	--	---	--------------------	---------------------	-------	----------------	--------------	-----	-----	-----	--

MUSTANG

V6 4.0L 244 CID		N	1372 <sup>53</sup>	21372 <sup>70</sup>	41372	6975	26975	4687	224687	N/A	4
V8 4.6L 281 CID		H	1372 <sup>53</sup>	21372 <sup>70</sup>	41372	6975	26975	4687	224687	N/A	4

MUSTANG BULLITT

V8 4.6L 281 CID		H	1372 <sup>53</sup>	21372 <sup>70</sup>	41372	N/A <sup>61</sup>	N/A <sup>61</sup>	4687	224687	N/A	4
-----------------	--	---	--------------------	---------------------	-------	-------------------	-------------------	------	--------	-----	---

MUSTANG SHELBY GT500

V8 5.4L 330 CID Super Charged		S	1372 <sup>53</sup>	21372 <sup>70</sup>	41372	6936	N/A	4687	224687	N/A	4
-------------------------------	--	---	--------------------	---------------------	-------	------	-----	------	--------	-----	---

PICKUP F150 ALL

V6 4.2L 256 CID		2	1516 <sup>53</sup>	21516 <sup>70</sup>	41516	6418	26418	N/A	N/A	N/A	
V6 4.2L 256 CID (Mex.)		2	1516 <sup>53</sup>	21516 <sup>70</sup>	41516	6418	26418	N/A	N/A	N/A	

N/A = Not Available N/R = Not Required N/S = Not Servicable For cabin air locator chart, see pages 5-12 See pages 13-16 for footnotes

1) ProSelect - Normal Driving - Traditional Change Intervals 2) NAPA Gold - Severe Driving - OE Recommended intervals 3) NAPA Platinum - Harsh Driving - OE Recommend Intervals

N/A = Non disponible N/R = Non nécessaire N/S = Non réparable Voir le tableau des filtres et d'habitacle aux pages 5-12 Voir pages 13-16 pour des notes

1) NAPA ProSelect et Argent - Conduite normale - Intervalles normaux de remplacement 2) NAPA Or - Conduite difficile - Intervalles recommandés par FEO 3) NAPA Platine - Conduite très difficile - Intervalles recommandés par FEO

N/A = No disponible N/R = No requerido N/S = No Servicable Para el aire de la cabina y tabla de localización de filtro, consulte las páginas 5-12 Ver las páginas 13-16 para las notas al pie de página

1) NAPA ProSelect y Plata - Manejo normal - Intervalos normales de cambio 2) NAPA Oro - Manejo difícil - Intervalos recomendados por el OEM 3) NAPA Platino - Manejo muy difícil - Intervalos recomendados por el OEM

*Italicized Part Numbers May Not Be Available.*

Las piezas con números en *italicas* pueden no estar disponibles.

Les numéros de pièce en *italiques* peuvent ne pas être disponibles.

P  
a  
s  
s  
C  
a  
r  
L  
i  
g  
h  
t  
T  
r  
u  
c  
k  
O  
i  
l  
-  
A  
i  
r  
-  
C  
a  
b  
i  
n



FORD 2009-2008

Pass Car Light Truck - Oil - Air - Cabin

Year/Año/Année Model/Modelo/Modèle Engine/Motor/Moteur	Eng. Code Código de motor Code moteur	VIN NIV NIV	GOLD Oil Aceite Huile	ProSelect Oil Aceite Huile	Platinum Oil Aceite Huile	GOLD Air Aire Air	ProSelect Air Aire Air	GOLD Cabin Air Cabina Aire Cabine Air	ProSelect Cabin Air Cabina Aire Cabine Air	Platinum Cabin Air Cabina Aire Cabine Air	Loc. Cabin Air Cabina Aire Cabine Air
--	---	-------------------	--------------------------------	-------------------------------------	------------------------------------	----------------------------	---------------------------------	--	---	--	--

FORD (Cont'd/Suite)

**2009** (Cont'd/Suite)

PICKUP F150 ALL (Cont'd/Suite)

V8 4.6L 281CID Flex	998	W	1372 <sup>53</sup>	21372 <sup>70</sup>	41372	9883 <sup>155</sup> 9883FR <sup>360</sup>	29883 <sup>155</sup> N/A <sup>360</sup>	N/R	N/R	N/R	
	99W	8	1372 <sup>53</sup>	21372 <sup>70</sup>	41372	9883 9883FR <sup>360</sup>	29883 N/A <sup>360</sup>	N/R	N/R	N/R	
V8 5.4L 330 CID		5	1372 <sup>53</sup>	21372 <sup>70</sup>	41372	9883	29883	N/R	N/R	N/R	
	99V	V	1372 <sup>53</sup>	21372 <sup>70</sup>	41372	9883 <sup>155</sup> 9883FR <sup>360</sup>	29883 <sup>155</sup> N/A <sup>360</sup>	N/R	N/R	N/R	

PICKUP F-SERIES SUPER DUTY (UP TO 550 SERIES)

V10 6.8L 415 CID	99Y	Y	1372 <sup>53</sup>	21372 <sup>70</sup>	41372	9883 9883FR <sup>360</sup>	29883 N/A <sup>360</sup>	N/R	N/R	N/R	
V8 5.4L 330 CID	995	5	1372 <sup>53</sup>	21372 <sup>70</sup>	41372	9883 <sup>155</sup> 9883FR <sup>360</sup>	29883 <sup>155</sup> N/A <sup>360</sup>	N/R	N/R	N/R	
V8 6.4L 391 CID Turbo Diesel	99R	R	7312 <sup>53</sup>	27312 <sup>184</sup>	47312 <sup>184</sup>	9886	29886	N/R	N/R	N/R	

RANGER

L4 2.3L 140 CID	99D	D	1348 <sup>53</sup>	21348 <sup>70</sup>	41348	6253	26253	N/R	N/R	N/R	
V6 4.0L 244 CID	99E	E	1372 <sup>53</sup>	21372 <sup>70</sup>	41372	6253	26253	N/R	N/R	N/R	

TAURUS

V6 3.5L 213 CID		W	1516 <sup>53</sup> 7502 <sup>53</sup>	21516 <sup>256</sup> 27502 <sup>70</sup>	41516 <sup>256</sup> 47502 <sup>257</sup>	6935	26935	N/R	N/R	N/R	
-----------------	--	---	--	---	--	------	-------	-----	-----	-----	--

TAURUS X

V6 3.5L 213 CID		W	1516 <sup>53</sup> 7502 <sup>53</sup>	21516 <sup>256</sup> 27502 <sup>70</sup>	41516 <sup>256</sup> 47502 <sup>257</sup>	6935	26935	N/R	N/R	N/R	
-----------------	--	---	--	---	--	------	-------	-----	-----	-----	--

TRANSIT

L4 2.2L 2198cc Turbo Diesel			7512	27512	N/A	209558	N/A	N/A	N/A	N/A	
L4 2.2L 2198cc Turbo Diesel (Mex.)			7512	27512	N/A	209558	N/A	N/A	N/A	N/A	
L4 2.3L 138 CID (Mex.)			1215	N/A	N/A	206675	N/A	N/A	N/A	N/A	
L4 2.4L 2402cc Diesel (Mex.)						206675	N/A	N/A	N/A	N/A	

VAN E-SERIES (UP TO 450 SERIES)

V10 6.8L 415 CID	99S	S	1372 <sup>53</sup>	21372 <sup>70</sup>	41372	6418	26418	N/R	N/R	N/R	
V8 4.6L 281CID Flex	99W	W	1372 <sup>53</sup>	21372 <sup>70</sup>	41372	6418	26418	N/R	N/R	N/R	
V8 5.4L 330 CID			1372 <sup>53</sup>	21372 <sup>70</sup>	41372	6418	26418	N/R	N/R	N/R	
V8 6.0L 364 CID Turbo Diesel	99P	P	400111 <sup>53</sup>	N/A <sup>70</sup>	N/A	6807	N/A	N/R	N/R	N/R	

**2008**

CLUB WAGON ECONOLINE

V8 4.6L 4600cc (Mex.)			1372 <sup>53</sup>	21372 <sup>70</sup>	41372	6418	26418	N/A	N/A	N/A	
V8 5.4L 5400cc (Mex.)			1372 <sup>53</sup>	21372 <sup>70</sup>	41372	6418	26418	N/A	N/A	N/A	

COURIER

L4 1.6L 1596cc (Mex.)			1516 <sup>53</sup>	21516 <sup>70</sup>	41516			N/A	N/A	N/A	
-----------------------	--	--	--------------------	---------------------	-------	--	--	-----	-----	-----	--

CROWN VICTORIA

V8 4.6L 281 CID		W	1372 <sup>53</sup>	21372 <sup>70</sup>	41372	6814	26814	N/R	N/R	N/R	
V8 4.6L 281 CID Flex		V	1372 <sup>53</sup>	21372 <sup>70</sup>	41372	6814	26814	N/R	N/R	N/R	

ECONOLINE

V8 4.6L 4600cc (Mex.)			1372 <sup>53</sup>	21372 <sup>70</sup>	41372	6418	26418	N/A	N/A	N/A	
-----------------------	--	--	--------------------	---------------------	-------	------	-------	-----	-----	-----	--

ECOSPORT

L4 1.6L 1596cc (Mex.)			1516 <sup>53</sup>	21516 <sup>70</sup>	41516			239110	N/A	N/A	
L4 2.0L (Mex.)			1348 <sup>53</sup>	21348 <sup>70</sup>	41348			N/A	N/A	N/A	

EDGE

V6 3.5L 213 CID		C	1516 <sup>53</sup>	21516 <sup>70</sup>	41516	6935	26935	4065	224065	N/A	3
-----------------	--	---	--------------------	---------------------	-------	------	-------	------	--------	-----	---

N/A = Not Available N/R = Not Required N/S = Not Servicable For cabin air locator chart, see pages 5-12 See pages 13-16 for footnotes

1) ProSelect - Normal Driving - Traditional Change Intervals 2) NAPA Gold - Severe Driving - OE Recommended intervals 3) NAPA Platinum - Harsh Driving - OE Recommend Intervals

N/A = Non disponible N/R = Non nécessaire N/S = Non réparable Voir le tableau des filtres et d'habitacle aux pages 5-12 Voir pages 13-16 pour des notes

1) NAPA ProSelect et Argent - Conduite normale - Intervalles normaux de remplacement 2) NAPA Or - Conduite difficile - Intervalles recommandés par FEO 3) NAPA Platine - Conduite très difficile - Intervalles recommandés par FEO

N/A = No disponible N/R = No requerido N/S = No Servicable Para el aire de la cabina y tabla de localización de filtro, consulte las páginas 5-12 Ver las páginas 13-16 para las notas al pie de página

1) NAPA ProSelect y Plata - Manejo normal - Intervalos normales de cambio 2) NAPA Oro - Manejo difícil - Intervalos recomendados por el OEM 3) NAPA Platino - Manejo muy difícil - Intervalos recomendados por el OEM

*Italicized Part Numbers May Not Be Available.*

Las piezas con números en *italicas* pueden no estar disponibles.  
Les numéros de pièce en *italiques* peuvent ne pas être disponibles.



Pass Car Light Truck - Oil - Air - Cabin

FORD 2008

Year/Año/Année Model/Modelo/Modèle Engine/Motor/Moteur	Eng. Code Código de motor Code moteur	VIN NIV NIV	GOLD Oil Aceite Huile	ProSelect Oil Aceite Huile	Platinum Oil Aceite Huile	GOLD Air Aire Air	ProSelect Air Aire Air	GOLD Cabin Air Cabina Aire Cabine Air	ProSelect Cabin Air Cabina Aire Cabine Air	Platinum Cabin Air Cabina Aire Cabine Air	Loc. Cabin Air Cabina Aire Cabine Air
--	---	-------------------	--------------------------------	-------------------------------------	------------------------------------	----------------------------	---------------------------------	--	---	--	--

FORD (Cont'd/Suite)

**2008** (Cont'd/Suite)

ESCAPE

L4 2.3L 141 CID		Z	1348 <sup>53</sup> Spin-on 7203 <sup>53</sup> Cart.	21348 <sup>70</sup> Spin-on 27203 <sup>70</sup> Cart.	41348 Spin-on 47203 Cart.	2793	22793	9466	229466	N/A	1
V6 3.0L 3000CC 183CID		1	1372 <sup>53</sup>	21372 <sup>70</sup>	41372	2793	22793	9466	229466	N/A	1

ESCAPE HYBRID

L4 2.3L 140 CID Electric/Gas		H	7203	27203 <sup>70</sup>	47203	9187	29187	4477 <sup>165</sup> 9466 <sup>164</sup>	N/A <sup>165</sup> 229466 <sup>164</sup>	N/A <sup>165</sup> N/A <sup>164</sup>	1 1
------------------------------	--	---	------	---------------------	-------	------	-------	--	---	--	--------

EXPEDITION

V8 5.4L 330 CID		5	1372 <sup>53</sup>	21372 <sup>70</sup>	41372	9883 <sup>155</sup> 9883FR <sup>360</sup>	29883 <sup>155</sup> N/A <sup>360</sup>	N/R	N/R	N/R	
-----------------	--	---	--------------------	---------------------	-------	--	--	-----	-----	-----	--

EXPLORER

V6 4.0L 244 CID		E	1372 <sup>53</sup>	21372 <sup>70</sup>	41372	2484	22484	N/R	N/R	N/R	
V8 4.6L 281CID Flex		W	1372 <sup>53</sup>	21372 <sup>70</sup>	41372	9145	29145	N/R	N/R	N/R	

EXPLORER SPORT TRAC

V6 4.0L 244 CID		E	1372 <sup>53</sup>	21372 <sup>70</sup>	41372	2484	22484	N/R	N/R	N/R	
V8 4.6L 281 CID		8	1372 <sup>53</sup>	21372 <sup>70</sup>	41372	9145	29145	N/R	N/R	N/R	

F250

V8 4.6L 4600cc (Mex.)			1372 <sup>53</sup>	21372 <sup>70</sup>	41372	6418	26418	4876	224876	N/A	
-----------------------	--	--	--------------------	---------------------	-------	------	-------	------	--------	-----	--

FIESTA

L4 1.6L 1596cc 97 CID (Mex.)			1348 <sup>53</sup>	21348 <sup>70</sup>	41348			N/A	N/A	N/A	
------------------------------	--	--	--------------------	---------------------	-------	--	--	-----	-----	-----	--

FIESTA IKON

L4 1.6L 1596cc (Mex.)			1516 <sup>53</sup>	21516 <sup>70</sup>	41516			N/A	N/A	N/A	
-----------------------	--	--	--------------------	---------------------	-------	--	--	-----	-----	-----	--

FOCUS

L4 2.0L 121 CID		N	1348 <sup>53</sup>	21348 <sup>70</sup>	41348	9890	29890	N/R	N/R	N/R	
L5 2.5L 2521cc (Mex.)			7186	27186	47186	9017	29017	9354	229354	N/A	

FUSION

L4 2.3L 140 CID	99Z	Z	7203 Cart. 1348 <sup>53</sup> Spin-on	27203 <sup>70</sup> Cart. 21348 <sup>70</sup> Spin-on	47203 Cart. 41348 Spin-on	9114	29114	N/R	N/R	N/R	
V6 3.0L 183 CID	991	1	1372 <sup>53</sup>	21372 <sup>70</sup>	41372	9053	29053	N/R	N/R	N/R	

IKON

L4 1.6L 1558cc (Mex.)			1516 <sup>53</sup>	21516 <sup>70</sup>	41516			N/A	N/A	N/A	
-----------------------	--	--	--------------------	---------------------	-------	--	--	-----	-----	-----	--

KA

L4 1.6L 1596cc (Mex.)			1516	21516	41516	209416	N/A	236820	N/A	N/A	
-----------------------	--	--	------	-------	-------	--------	-----	--------	-----	-----	--

LOBO

V8 4.6L 281CID Flex (Mex.)		W	1372 <sup>53</sup>	21372 <sup>70</sup>	41372	9883 9883FR	29883 N/A	N/A	N/A	N/A	
V8 5.4L 5400cc (Mex.)			1372 <sup>53</sup>	21372 <sup>70</sup>	41372			N/A	N/A	N/A	

MUSTANG

V6 4.0L 244 CID	99N	N	1372 <sup>53</sup>	21372 <sup>70</sup>	41372	6975	26975	4687	224687	N/A	4
V8 4.6L 281 CID	99H	H	1372 <sup>53</sup>	21372 <sup>70</sup>	41372	6975	26975	4687	224687	N/A	4

MUSTANG BULLITT

V8 4.6L 281 CID	99H	H	1372 <sup>53</sup>	21372 <sup>70</sup>	41372	N/A <sup>61</sup>	N/A <sup>61</sup>	4687	224687	N/A	4
-----------------	-----	---	--------------------	---------------------	-------	-------------------	-------------------	------	--------	-----	---

MUSTANG SHELBY GT500

V8 5.4L 330 CID Super Charged	99S	S	1372 <sup>53</sup>	21372 <sup>70</sup>	41372	6936	N/A	4687	224687	N/A	4
-------------------------------	-----	---	--------------------	---------------------	-------	------	-----	------	--------	-----	---

PICKUP F150 ALL

V6 4.2L 256 CID		2	1516 <sup>53</sup>	21516 <sup>70</sup>	41516	6418	26418	N/R	N/R	N/R	
-----------------	--	---	--------------------	---------------------	-------	------	-------	-----	-----	-----	--

N/A = Not Available N/R = Not Required N/S = Not Servicable For cabin air locator chart, see pages 5-12 See pages 13-16 for footnotes

1) ProSelect - Normal Driving - Traditional Change Intervals 2) NAPA Gold - Severe Driving - OE Recommended intervals 3) NAPA Platinum - Harsh Driving - OE Recommend Intervals

N/A = Non disponible N/R = Non nécessaire N/S = Non réparable Voir le tableau des filtres et d'habitacle aux pages 5-12 Voir pages 13-16 pour des notes

1) NAPA ProSelect et Argent - Conduite normale - Intervalles normaux de remplacement 2) NAPA Or - Conduite difficile - Intervalles recommandés par FEO 3) NAPA Platine - Conduite très difficile - Intervalles recommandés par FEO

N/A = No disponible N/R = No requerido N/S = No Servicable Para el aire de la cabina y tabla de localización de filtro, consulte las páginas 5-12 Ver las páginas 13-16 para las notas al pie de página

1) NAPA ProSelect y Plata - Manejo normal - Intervallos normales de cambio 2) NAPA Oro - Manejo difícil - Intervallos recomendados por el OEM 3) NAPA Platino - Manejo muy difícil - Intervallos recomendados por el OEM

*Italicized Part Numbers May Not Be Available.*

Las piezas con números en *italicas* pueden no estar disponibles.

Les numéros de pièce en *italiques* peuvent ne pas être disponibles.

P  
a  
s  
s  
C  
a  
r  
L  
i  
g  
h  
t  
T  
r  
u  
c  
k  
O  
i  
l  
-  
A  
i  
r  
-  
C  
a  
b  
i  
n



FORD 2008-2007

Pass Car Light Truck - Oil - Air - Cabin

Year/Año/Année Model/Modelo/Modele Engine/Motor/Moteur	Eng. Code Código de motor Code moteur	VIN NIV NIV	GOLD Oil Aceite Huile	ProSelect Oil Aceite Huile	Platinum Oil Aceite Huile	GOLD Air Aire Air	ProSelect Air Aire Air	GOLD Cabin Air Cabina Aire Cabine Air	ProSelect Cabin Air Cabina Aire Cabine Air	Platinum Cabin Air Cabina Aire Cabine Air	Loc. Cabin Air Cabina Aire Cabine Air
--	---	-------------------	--------------------------------	-------------------------------------	------------------------------------	----------------------------	---------------------------------	--	---	--	--

FORD (Cont'd/Suite)

**2008** (Cont'd/Suite)

PICKUP F150 ALL (Cont'd/Suite)

V8 4.6L 281CID Flex		W	1372 <sup>53</sup> Metric Thd. 1516 <sup>53</sup> Std. Thd.	21372 <sup>70</sup> Metric Thd. 21516 <sup>70</sup> Std. Thd.	41372 Metric Thd. 41516 Std. Thd.	6418	26418	N/R	N/R	N/R	
V8 5.4L 330 CID		5	1372 <sup>53</sup>	21372 <sup>70</sup>	41372	6804	26804	N/R	N/R	N/R	

PICKUP F-SERIES SUPER DUTY (UP TO 550 SERIES)

V10 6.8L 415 CID		Y	1372 <sup>53</sup>	21372 <sup>70</sup>	41372	9883 <sup>155</sup> 9883FR <sup>360</sup>	29883 <sup>155</sup> N/A <sup>360</sup>	N/R	N/R	N/R	
V8 5.4L 330 CID		5	1372 <sup>53</sup>	21372 <sup>70</sup>	41372	9883 9883FR <sup>360</sup>	29883 N/A <sup>360</sup>	N/R	N/R	N/R	
V8 6.4L 391 CID Turbo Diesel		R	7312 <sup>53</sup>	27312 <sup>184</sup>	47312 <sup>184</sup>	9886	29886	N/R	N/R	N/R	

RANGER

L4 2.3L 140 CID		D	1348 <sup>53</sup>	21348 <sup>70</sup>	41348	6253	26253	N/R	N/R	N/R	
V6 3.0L 3000CC 183CID		U	1516 <sup>53</sup>	21516 <sup>70</sup>	41516	6253	26253	N/R	N/R	N/R	
V6 4.0L 244 CID		E	1372 <sup>53</sup>	21372 <sup>70</sup>	41372	6253	26253	N/R	N/R	N/R	

TAURUS

V6 3.5L 213 CID		W	1516 <sup>53</sup>	21516	41516	6935	26935	N/R	N/R	N/R	
-----------------	--	---	--------------------	-------	-------	------	-------	-----	-----	-----	--

TAURUS X

V6 3.5L 213 CID	998	W	1516 <sup>53</sup>	21516	41516	6935	26935	N/R	N/R	N/R	
-----------------	-----	---	--------------------	-------	-------	------	-------	-----	-----	-----	--

TRANSIT

L4 2.2L 2198cc Turbo Diesel			7512	27512	N/A	209558	N/A	N/A	N/A	N/A	
L4 2.2L 2198cc Turbo Diesel (Mex.)			7512	27512	N/A	209558	N/A	N/A	N/A	N/A	
L4 2.3L 138 CID (Mex.)			1215	N/A	N/A	206675	N/A	N/A	N/A	N/A	
L4 2.4L 2402cc Diesel (Mex.)						206675	N/A	N/A	N/A	N/A	

VAN E-SERIES (UP TO 450 SERIES)

V10 6.8L 415 CID		S	1372 <sup>53</sup>	21372 <sup>70</sup>	41372	6418	26418	N/R	N/R	N/R	
V8 4.6L 281CID Flex		W	1372 <sup>53</sup>	21372 <sup>70</sup>	41372	6418	26418	N/R	N/R	N/R	
V8 5.4L 330 CID			1372 <sup>53</sup>	21372 <sup>70</sup>	41372	6418	26418	N/R	N/R	N/R	
V8 6.0L 364 CID Turbo Diesel		P	400111 <sup>53</sup>	N/A <sup>70</sup>	N/A	6807	N/A	N/R	N/R	N/R	

**2007**

CLUB WAGON ECONOLINE

V8 4.6L 4600cc (Mex.)			1372 <sup>53</sup>	21372 <sup>70</sup>	41372	6418	26418	N/A	N/A	N/A	
V8 5.4L 5400cc (Mex.)			1372 <sup>53</sup>	21372 <sup>70</sup>	41372	6418	26418	N/A	N/A	N/A	
V8 6.0L Diesel (Mex.)			1372 <sup>53</sup>	21372 <sup>70</sup>	41372	6418	26418	N/A	N/A	N/A	

COURIER

L4 1.6L 1596cc (Mex.)			1516 <sup>53</sup>	21516 <sup>70</sup>	41516		236820	N/A	N/A		
-----------------------	--	--	--------------------	---------------------	-------	--	--------	-----	-----	--	--

CROWN VICTORIA

V8 4.6L 281 CID		W	1372 <sup>53</sup>	21372 <sup>70</sup>	41372	6134 Std. 6814 Police	26134 Std. 26814 Police	N/R	N/R	N/R	
V8 4.6L 281 CID Flex		V	1372 <sup>53</sup>	21372 <sup>70</sup>	41372	6134	26134	N/R	N/R	N/R	

ECONOLINE

V8 4.6L 4600cc (Mex.)			1372 <sup>53</sup>	21372 <sup>70</sup>	41372	6418	26418	N/A	N/A	N/A	
-----------------------	--	--	--------------------	---------------------	-------	------	-------	-----	-----	-----	--

ECOSPORT

L4 1.6L 1596cc (Mex.)			1516 <sup>53</sup>	21516 <sup>70</sup>	41516		239110	N/A	N/A	N/A	
L4 2.0L (Mex.)			1348 <sup>53</sup>	21348 <sup>70</sup>	41348		N/A	N/A	N/A		

EDGE

V6 3.5L 213 CID		C	1516 <sup>53</sup>	21516 <sup>70</sup>	41516	6935	26935	4065	224065	N/A	3
-----------------	--	---	--------------------	---------------------	-------	------	-------	------	--------	-----	---

N/A = Not Available N/R = Not Required N/S = Not Servicable For cabin air locator chart, see pages 5-12 See pages 13-16 for footnotes

1) ProSelect - Normal Driving - Traditional Change Intervals 2) NAPA Gold - Severe Driving - OE Recommended Intervals 3) NAPA Platinum - Harsh Driving - OE Recommend Intervals

N/A = Non disponible N/R = Non nécessaire N/S = Non réparable Voir le tableau des filtres et d'habitacle aux pages 5-12 Voir pages 13-16 pour des notes

1) NAPA ProSelect et Argent - Conduite normale - Intervalles normaux de remplacement 2) NAPA Or - Conduite difficile - Intervalles recommandés par FEO 3) NAPA Platine - Conduite très difficile - Intervalles recommandés par FEO

N/A = No disponible N/R = No requerido N/S = No Servicable Para el aire de la cabina y tabla de localización de filtro, consulte las páginas 5-12 Ver las páginas 13-16 para las notas al pie de página

1) NAPA ProSelect y Plata - Manejo normal - Intervalos normales de cambio 2) NAPA Oro - Manejo difícil - Intervalos recomendados por el OEM 3) NAPA Platino - Manejo muy difícil - Intervalos recomendados por el OEM

*Italicized Part Numbers May Not Be Available.*

Las piezas con números en *italicas* pueden no estar disponibles.  
Les numéros de pièce en *italiques* peuvent ne pas être disponibles.



Pass Car Light Truck - Oil - Air - Cabin

FORD 2007

Year/Anio/Année Model/Modelo/Modele Engine/Motor/Moteur	Eng. Code Código de motor Code moteur	VIN NIV NIV	GOLD Oil Aceite Huile	ProSelect Oil Aceite Huile	Platinum Oil Aceite Huile	GOLD Air Aire Air	ProSelect Air Aire Air	GOLD Cabin Air Cabina Aire Cabine Air	ProSelect Cabin Air Cabina Aire Cabine Air	Platinum Cabin Air Cabina Aire Cabine Air	Loc. Cabin Air Cabina Aire Cabine Air
---	---	-------------------	--------------------------------	-------------------------------------	------------------------------------	----------------------------	---------------------------------	--	---	--	--

FORD (Cont'd/Suite)

**2007** (Cont'd/Suite)

**ESCAPE**

L4 2.3L 141 CID		Z	1348 <sup>53</sup> Spin-on 7203 <sup>53</sup> Cart.	21348 <sup>70</sup> Spin-on 27203 <sup>70</sup> Cart.	41348 Spin-on 47203 Cart.	2793	22793	9466 <sup>377</sup> 4816 <sup>377</sup>	229466 <sup>377</sup> 224816 <sup>377</sup>	N/A <sup>377</sup> N/A <sup>377</sup>	1 1
V6 3.0L 3000CC 183CID		1	1372 <sup>53</sup>	21372 <sup>70</sup>	41372	2793	22793	9466 <sup>377</sup> 4816 <sup>377</sup>	229466 <sup>377</sup> 224816 <sup>377</sup>	N/A <sup>377</sup> N/A <sup>377</sup>	1 1

**ESCAPE HYBRID**

L4 2.3L 140 CID Electric/Gas		H	7203	27203 <sup>70</sup>	47203	9187	29187	4816 <sup>164</sup> 4477 <sup>165</sup>	224816 <sup>164</sup> N/A <sup>165</sup>	N/A <sup>164</sup> N/A <sup>165</sup>	1 1
------------------------------	--	---	------	---------------------	-------	------	-------	--	---	--	--------

**EXPEDITION**

V8 5.4L 330 CID		5	1372 <sup>53</sup>	21372 <sup>70</sup>	41372	9883 <sup>155</sup> 9883FR <sup>360</sup>	29883 <sup>155</sup> N/A <sup>360</sup>	N/R	N/R	N/R	
-----------------	--	---	--------------------	---------------------	-------	--	--	-----	-----	-----	--

**EXPLORER**

V6 4.0L 244 CID		E	1372 <sup>53</sup>	21372 <sup>70</sup>	41372	2484	22484	N/R	N/R	N/R	
V8 4.6L 281CID Flex		W	1372 <sup>53</sup>	21372 <sup>70</sup>	41372	9145	29145	N/R	N/R	N/R	

**EXPLORER SPORT TRAC**

V6 4.0L 244 CID		K	1372 <sup>53</sup>	21372 <sup>70</sup>	41372	2484	22484	N/R	N/R	N/R	
V8 4.6L 281CID Flex		W	1372 <sup>53</sup>	21372 <sup>70</sup>	41372	9145	29145	N/R	N/R	N/R	

**F250**

V8 4.6L 4600cc (Mex.)			1372 <sup>53</sup>	21372 <sup>70</sup>	41372	6418	26418	4876	224876	N/A	
-----------------------	--	--	--------------------	---------------------	-------	------	-------	------	--------	-----	--

**FIESTA**

L4 1.5L 1591cc (Mex.)			1516 <sup>53</sup>	21516 <sup>70</sup>	41516	2799	22799	N/A	N/A	N/A	
L4 1.6L 1596cc 97 CID (Mex.)			1348 <sup>53</sup>	21348 <sup>70</sup>	41348			N/A	N/A	N/A	

**FIESTA IKON**

L4 1.6L 1596cc (Mex.)			1516 <sup>53</sup>	21516 <sup>70</sup>	41516			N/A	N/A	N/A	
-----------------------	--	--	--------------------	---------------------	-------	--	--	-----	-----	-----	--

**FIVE HUNDRED**

V6 3.0L 183 CID	991	1	1372 <sup>53</sup>	21372 <sup>70</sup>	41372	6924	26924	N/R	N/R	N/R	
-----------------	-----	---	--------------------	---------------------	-------	------	-------	-----	-----	-----	--

**FOCUS**

L4 2.0L 121 CID		N	1348 <sup>53</sup>	21348 <sup>70</sup>	41348	N/R	N/R	N/R	N/R	N/R	1
L4 2.3L 140 CID		Z	1348 <sup>53</sup>	21348 <sup>70</sup>	41348	N/R	N/R	N/R	N/R	N/R	
L5 2.5L 2521cc (Mex.)			7186	27186	47186	9017	29017	9354	229354	N/A	

**FREESTAR**

V6 3.9L 241 CID		6	1516 <sup>53</sup>	21516 <sup>70</sup>	41516	2341	22341	4807	224807	N/A	1
V6 4.2L 256 CID		2	1516 <sup>53</sup>	21516 <sup>70</sup>	41516	2341	22341	4807	224807	N/A	1

**FREESTYLE**

V6 3.0L 3000CC 183CID		1	1372 <sup>53</sup>	21372 <sup>70</sup>	41372	6924	26924	N/R	N/R	N/R	
-----------------------	--	---	--------------------	---------------------	-------	------	-------	-----	-----	-----	--

**FUSION**

L4 2.3L 140 CID		Z	7203 Cart. 1348 <sup>53</sup> Spin-on	27203 <sup>70</sup> Cart. 21348 <sup>70</sup> Spin-on	47203 Cart. 41348 Spin-on	9114	29114	N/R	N/R	N/R	
V6 3.0L 183 CID	991	1	1372 <sup>53</sup>	21372 <sup>70</sup>	41372	9053	29053	N/R	N/R	N/R	

**GRAND MARQUIS**

V8 4.6L 281 CID	99H	W	1372 <sup>53</sup>	21372 <sup>70</sup>	41372	6134	26134	N/A	N/A	N/A	
-----------------	-----	---	--------------------	---------------------	-------	------	-------	-----	-----	-----	--

**IKON**

L4 1.6L 1558cc (Mex.)			1516 <sup>53</sup>	21516 <sup>70</sup>	41516			N/A	N/A	N/A	
-----------------------	--	--	--------------------	---------------------	-------	--	--	-----	-----	-----	--

**KA**

L4 1.6L 1596cc (Mex.)			1516	21516	41516	209416	N/A	236820	N/A	N/A	
-----------------------	--	--	------	-------	-------	--------	-----	--------	-----	-----	--

**LOBO**

V8 4.6L 4600cc (Mex.)			1372 <sup>53</sup>	21372 <sup>70</sup>	41372	6418	26418	N/A	N/A	N/A	
V8 5.4L 5400cc (Mex.)			1372 <sup>53</sup>	21372 <sup>70</sup>	41372	6804	26804	N/A	N/A	N/A	

N/A = Not Available N/R = Not Required N/S = Not Servicable For cabin air locator chart, see pages 5-12 See pages 13-16 for footnotes

1) ProSelect - Normal Driving - Traditional Change Intervals 2) NAPA Gold - Severe Driving - OE Recommended intervals 3) NAPA Platinum - Harsh Driving - OE Recommend Intervals

N/A = Non disponible N/R = Non nécessaire N/S = Non réparable Voir le tableau des filtres et d'habitacle aux pages 5-12 Voir pages 13-16 pour des notes

1) NAPA ProSelect et Argent - Conduite normale - Intervalles normaux de remplacement 2) NAPA Or - Conduite difficile - Intervalles recommandés par FEO 3) NAPA Platine - Conduite très difficile - Intervalles recommandés par FEO

N/A = No disponible N/R = No requerido N/S = No Servicable Para el aire de la cabina y tabla de localización de filtro, consulte las páginas 5-12 Ver las páginas 13-16 para las notas al pie de página

1) NAPA ProSelect y Plata - Manejo normal - Intervalos normales de cambio 2) NAPA Oro - Manejo difícil - Intervalos recomendados por el OEM 3) NAPA Platino - Manejo muy difícil - Intervalos recomendados por el OEM

*Italicized Part Numbers May Not Be Available.*

Las piezas con números en *italicas* pueden no estar disponibles.

Les numéros de pièce en *italiques* peuvent ne pas être disponibles.

P  
a  
s  
s  
C  
a  
r  
L  
i  
g  
h  
t  
T  
r  
u  
c  
k  
O  
i  
l  
-  
A  
i  
r  
-  
C  
a  
b  
i  
n



FORD 2007-2006

Pass Car Light Truck - Oil - Air - Cabin

Year/Año/Année Model/Modelo/Modele Engine/Motor/Moteur	Eng. Code Código de motor Code moteur	VIN NIV NIV	GOLD Oil Aceite Huile	ProSelect Oil Aceite Huile	Platinum Oil Aceite Huile	GOLD Air Aire Air	ProSelect Air Aire Air	GOLD Cabin Air Cabina Aire Cabine Air	ProSelect Cabin Air Cabina Aire Cabine Air	Platinum Cabin Air Cabina Aire Cabine Air	Loc. Cabin Air Cabina Aire Cabine Air
--	---	-------------------	--------------------------------	-------------------------------------	------------------------------------	----------------------------	---------------------------------	--	---	--	--

FORD (Cont'd/Suite)

**2007** (Cont'd/Suite)

**MONDEO**

L4 2.0L 122 CID (Mex.)			1348 <sup>53</sup>	21348 <sup>70</sup>	41348			4771	N/A	N/A	
V6 2.5L 2544cc (Mex.)			7203	27203	47203			4771	N/A	N/A	
V6 3.0L 183 CID (Mex.)			1372 <sup>53</sup>	21372 <sup>70</sup>	41372			N/A	N/A	N/A	

**MUSTANG**

V6 4.0L 244 CID	99N	N	1372 <sup>53</sup>	21372 <sup>70</sup>	41372	6975	26975	4687	224687	N/A	4
V8 4.6L 281 CID	99H	H	1372 <sup>53</sup>	21372 <sup>70</sup>	41372	6975	26975	4687	224687	N/A	4

**MUSTANG SHELBY GT500**

V8 5.4L 330 CID Super Charged	99S	S	1372 <sup>53</sup>	21372 <sup>70</sup>	41372	6936	N/A	4687	224687	N/A	4
-------------------------------	-----	---	--------------------	---------------------	-------	------	-----	------	--------	-----	---

**PICKUP F150 ALL**

V6 4.2L 256 CID			1516 <sup>53</sup>	21516 <sup>70</sup>	41516	6418	26418	N/R	N/R	N/R	
V8 4.6L 281 CID			1372 <sup>53</sup> Metric Thd.	21372 <sup>70</sup> Metric Thd.	41372 Metric Thd.	6418	26418	N/R	N/R	N/R	
V8 5.4L 330 CID		5	1516 <sup>53</sup> Std. Thd.	21516 <sup>70</sup> Std. Thd.	41516 Std. Thd.	6804	26804	N/R	N/R	N/R	
V8 5.4L 330 CID Flex		V	1372 <sup>53</sup>	21372 <sup>70</sup>	41372	6804	26804	N/R	N/R	N/R	

**PICKUP F-SERIES SUPER DUTY (UP TO 550 SERIES)**

V10 6.8L 415 CID		Y	1372 <sup>53</sup>	21372 <sup>70</sup>	41372	9136	N/A	N/R	N/R	N/R	
V8 5.4L 330 CID		5	1372 <sup>53</sup>	21372 <sup>70</sup>	41372	6804	26804	N/R	N/R	N/R	
V8 6.0L 364 CID Turbo Diesel		P	7312 <sup>53</sup>	27312 <sup>184</sup>	47312 <sup>184</sup>	2731 <sup>137</sup> 9490 <sup>142</sup>	N/A <sup>137</sup> N/A <sup>142</sup>	N/R	N/R	N/R	

**RANGER**

L4 2.3L 140 CID		D	1348 <sup>53</sup>	21348 <sup>70</sup>	41348	6253	26253	N/R	N/R	N/R	
V6 3.0L 3000CC 183CID		U	1516 <sup>53</sup>	21516 <sup>70</sup>	41516	6253	26253	N/R	N/R	N/R	
V6 4.0L 244 CID		E	1372 <sup>53</sup>	21372 <sup>70</sup>	41372	6253	26253	N/R	N/R	N/R	

**TAURUS**

V6 3.0L 183 CID	991	U	1516 <sup>53</sup>	21516 <sup>70</sup>	41516	2385	22385	4773	224773	N/A	1
-----------------	-----	---	--------------------	---------------------	-------	------	-------	------	--------	-----	---

**TRANSIT**

L4 2.2L 2198cc Turbo Diesel			7512	27512	N/A	209558	N/A	N/A	N/A	N/A	
L4 2.2L 2198cc Turbo Diesel (Mex.)			7512	27512	N/A	209558	N/A	N/A	N/A	N/A	
L4 2.3L 138 CID (Mex.)			1215	N/A	N/A	206675	N/A	N/A	N/A	N/A	
L4 2.4L 2402cc Diesel (Mex.)						206675	N/A	N/A	N/A	N/A	

**VAN E-SERIES (UP TO 450 SERIES)**

V10 6.8L 415 CID		S	1372 <sup>53</sup>	21372 <sup>70</sup>	41372	6418	26418	N/R	N/R	N/R	
V8 4.6L 281CID Flex		W	1372 <sup>53</sup>	21372 <sup>70</sup>	41372	6418	26418	N/R	N/R	N/R	
V8 5.4L 330 CID			1372 <sup>53</sup>	21372 <sup>70</sup>	41372	6418	26418	N/R	N/R	N/R	
V8 6.0L 364 CID Turbo Diesel		P	400111 <sup>53</sup>	N/A <sup>70</sup>	N/A	6807	N/A	N/R	N/R	N/R	

**2006**

**CLUB WAGON ECONOLINE**

V8 4.6L 4600cc (Mex.)			1372 <sup>53</sup>	21372 <sup>70</sup>	41372	6418	26418	N/A	N/A	N/A	
V8 5.4L 5400cc (Mex.)			1372 <sup>53</sup>	21372 <sup>70</sup>	41372	6418	26418	N/A	N/A	N/A	
V8 6.0L Diesel (Mex.)			1372 <sup>53</sup>	21372 <sup>70</sup>	41372	6418	26418	N/A	N/A	N/A	

**COURIER**

L4 1.6L 1596cc (Mex.)			1516 <sup>53</sup>	21516 <sup>70</sup>	41516			236820	N/A	N/A	
-----------------------	--	--	--------------------	---------------------	-------	--	--	--------	-----	-----	--

**CROWN VICTORIA**

V8 4.6L 281 CID		W	1372 <sup>53</sup>	21372 <sup>70</sup>	41372	6134	26134	N/R	N/R	N/R	
V8 4.6L 281 CID CNG		9	1372 <sup>53</sup>	21372 <sup>70</sup>	41372	6134	26134	N/R	N/R	N/R	
V8 4.6L 281 CID Flex		V	1372 <sup>53</sup>	21372 <sup>70</sup>	41372	6134	26134	N/R	N/R	N/R	

**ECONOLINE**

V8 4.6L 4600cc (Mex.)			1372 <sup>53</sup>	21372 <sup>70</sup>	41372	6418	26418	N/A	N/A	N/A	
-----------------------	--	--	--------------------	---------------------	-------	------	-------	-----	-----	-----	--

N/A = Not Available N/R = Not Required N/S = Not Servicable For cabin air locator chart, see pages 5-12 See pages 13-16 for footnotes

1) ProSelect - Normal Driving - Traditional Change Intervals 2) NAPA Gold - Severe Driving - OE Recommended Intervals 3) NAPA Platinum - Harsh Driving - OE Recommend Intervals

N/A = Non disponible N/R = Non nécessaire N/S = Non réparable Voir le tableau des filtres et d'habitacle aux pages 5-12 Voir pages 13-16 pour des notes

1) NAPA ProSelect et Argent - Conduite normale - Intervalles normaux de remplacement 2) NAPA Or - Conduite difficile - Intervalles recommandés par FEO 3) NAPA Platine - Conduite très difficile - Intervalles recommandés par FEO

N/A = No disponible N/R = No requerido N/S = No Servicable Para el aire de la cabina y tabla de localización de filtro, consulte las páginas 5-12 Ver las páginas 13-16 para las notas al pie de página

1) NAPA ProSelect y Plata - Manejo normal - Intervalos normales de cambio 2) NAPA Oro - Manejo difícil - Intervalos recomendados por el OEM 3) NAPA Platino - Manejo muy difícil - Intervalos recomendados por el OEM

*Italicized Part Numbers May Not Be Available.*

Las piezas con números en *italicas* pueden no estar disponibles.  
Les numéros de pièce en *italiques* peuvent ne pas être disponibles.





Pass Car Light Truck - Oil - Air - Cabin

FORD 2006

Year/Año/Année Model/Modelo/Modele Engine/Motor/Moteur	Eng. Code Código de motor Code moteur	VIN NIV NIV	GOLD Oil Aceite Huile	ProSelect Oil Aceite Huile	Platinum Oil Aceite Huile	GOLD Air Aire Air	ProSelect Air Aire Air	GOLD Cabin Air Cabina Aire Cabine Air	ProSelect Cabin Air Cabina Aire Cabine Air	Platinum Cabin Air Cabina Aire Cabine Air	Loc. Cabin Air Cabina Aire Cabine Air
--	---	-------------------	--------------------------------	-------------------------------------	------------------------------------	----------------------------	---------------------------------	--	---	--	--

FORD (Cont'd/Suite)

2006 (Cont'd/Suite)

ECOSPORT

L4 2.0L (Mex.)			1348 <sup>53</sup>	21348 <sup>70</sup>	41348			N/A	N/A	N/A	
----------------	--	--	--------------------	---------------------	-------	--	--	-----	-----	-----	--

ESCAPE

L4 2.3L 141 CID		Z	1348 <sup>53</sup> Spin-on 7203 <sup>53</sup> Cart.	21348 <sup>70</sup> Spin-on 27203 <sup>70</sup> Cart.	41348 Spin-on 47203 Cart.	2793	22793	4816	224816	N/A	1
V6 3.0L 182 CID Flex (Mex.) V6 3.0L 3000CC 183CID		1	1372 <sup>53</sup> 1372 <sup>53</sup>	21372 <sup>70</sup> 21372 <sup>70</sup>	41372 41372	N/S 2793	N/S 22793	N/S 4816	N/S 224816	N/A N/A	1

ESCAPE HYBRID

L4 2.3L 140 CID Electric/Gas		H	7203	27203 <sup>70</sup>	47203	9187	29187	4816 <sup>164</sup> 4477 <sup>165</sup>	224816 <sup>164</sup> N/A <sup>165</sup>	N/A <sup>164</sup> N/A <sup>165</sup>	1 1
------------------------------	--	---	------	---------------------	-------	------	-------	--	---	--	--------

EXPEDITION

V8 5.4L 330 CID		5	1372 <sup>53</sup>	21372 <sup>70</sup>	41372	6804	26804	N/R	N/R	N/R	
-----------------	--	---	--------------------	---------------------	-------	------	-------	-----	-----	-----	--

EXPLORER

V6 4.0L 244 CID		E	1372 <sup>53</sup>	21372 <sup>70</sup>	41372	2484	22484	N/R	N/R	N/R	
V8 4.6L 281CID Flex		W	1372 <sup>53</sup>	21372 <sup>70</sup>	41372	9145	29145	N/R	N/R	N/R	

F250

V6 4.2L 4200cc (Mex.) V8 4.6L 4600cc (Mex.)			1516 <sup>53</sup> 1372 <sup>53</sup>	21516 <sup>70</sup> 21372 <sup>70</sup>	41516 41372	6418 6418	26418 26418	4876 4876	224876 224876	N/A N/A	
--	--	--	--	--	----------------	--------------	----------------	--------------	------------------	------------	--

FIESTA

L4 1.5L 1591cc (Mex.) L4 1.6L 1596cc 97 CID (Mex.)			1516 <sup>53</sup> 1348 <sup>53</sup>	21516 <sup>70</sup> 21348 <sup>70</sup>	41516 41348	2799	22799	N/A N/A	N/A N/A	N/A N/A	
---	--	--	--	--	----------------	------	-------	------------	------------	------------	--

FIESTA IKON

L4 1.6L 1596cc (Mex.)			1516 <sup>53</sup>	21516 <sup>70</sup>	41516			N/A	N/A	N/A	
-----------------------	--	--	--------------------	---------------------	-------	--	--	-----	-----	-----	--

FIVE HUNDRED

V6 3.0L 183 CID	991	1	1372 <sup>53</sup>	21372 <sup>70</sup>	41372	6924	26924	N/R	N/R	N/R	
-----------------	-----	---	--------------------	---------------------	-------	------	-------	-----	-----	-----	--

FOCUS

L4 2.0L 121 CID		N	1348 <sup>53</sup>	21348 <sup>70</sup>	41348	N/R	N/R	4808	224808	N/A	1
L4 2.3L 140 CID		Z	1348 <sup>53</sup>	21348 <sup>70</sup>	41348	N/R	N/R	4808	224808	N/A	

FREESTAR

V6 3.9L 241 CID		6	1516 <sup>53</sup>	21516 <sup>70</sup>	41516	2341	22341	4807	224807	N/A	1
V6 4.2L 256 CID		2	1516 <sup>53</sup>	21516 <sup>70</sup>	41516	2341	22341	4807	224807	N/A	1

FREESTYLE

V6 3.0L 3000CC 183CID		1	1372 <sup>53</sup>	21372 <sup>70</sup>	41372	6924	26924	N/R	N/R	N/R	
-----------------------	--	---	--------------------	---------------------	-------	------	-------	-----	-----	-----	--

FUSION

L4 2.3L 140 CID	99Z	Z	7203 Cart. 1348 <sup>53</sup> Spin-on	27203 <sup>70</sup> Cart. 21348 <sup>70</sup> Spin-on	47203 Cart. 41348 Spin-on	9114	29114	N/R	N/R	N/R	
V6 3.0L 183 CID	991	1	1372 <sup>53</sup>	21372 <sup>70</sup>	41372	9053	29053	N/R	N/R	N/R	

GRAND MARQUIS

V8 4.6L 281 CID	99H	W	1372 <sup>53</sup>	21372 <sup>70</sup>	41372	6134	26134	N/A	N/A	N/A	
-----------------	-----	---	--------------------	---------------------	-------	------	-------	-----	-----	-----	--

GT

V8 5.4L 330 CID Super Charged	99S	S	7806	27806	N/A	2572	22572	N/R	N/R	N/R	
-------------------------------	-----	---	------	-------	-----	------	-------	-----	-----	-----	--

IKON

L4 1.6L 1558cc (Mex.)			1516 <sup>53</sup>	21516 <sup>70</sup>	41516			N/A	N/A	N/A	
-----------------------	--	--	--------------------	---------------------	-------	--	--	-----	-----	-----	--

KA

L4 1.6L 1596cc (Mex.)			1516	21516	41516	209416	N/A	236820	N/A	N/A	
-----------------------	--	--	------	-------	-------	--------	-----	--------	-----	-----	--

LOBO

V8 4.6L 4600cc (Mex.) V8 5.4L 5400cc (Mex.)			1372 <sup>53</sup> 1372 <sup>53</sup>	21372 <sup>70</sup> 21372 <sup>70</sup>	41372 41372	6418 6804	26418 26804	N/A N/A	N/A N/A	N/A N/A	
--	--	--	--	--	----------------	--------------	----------------	------------	------------	------------	--

N/A = Not Available N/R = Not Required N/S = Not Servicable For cabin air locator chart, see pages 5-12 See pages 13-16 for footnotes

1) ProSelect - Normal Driving - Traditional Change Intervals 2) NAPA Gold - Severe Driving - OE Recommended intervals 3) NAPA Platinum - Harsh Driving - OE Recommend Intervals

N/A = Non disponible N/R = Non nécessaire N/S = Non réparable Voir le tableau des filtres et d'habitacle aux pages 5-12 Voir pages 13-16 pour des notes

1) NAPA ProSelect et Argent - Conduite normale - Intervalles normaux de remplacement 2) NAPA Or - Conduite difficile - Intervalles recommandés par FEO 3) NAPA Platine - Conduite très difficile - Intervalles recommandés par FEO

N/A = No disponible N/R = No requerido N/S = No Servicable Para el aire de la cabina y tabla de localización de filtro, consulte las páginas 5-12 Ver las páginas 13-16 para las notas al pie de página

1) NAPA ProSelect y Plata - Manejo normal - Intervalos normales de cambio 2) NAPA Oro - Manejo difícil - Intervalos recomendados por el OEM 3) NAPA Platino - Manejo muy difícil - Intervalos recomendados por el OEM

Italicized Part Numbers May Not Be Available.

Las piezas con números en *italicas* pueden no estar disponibles.

Les numéros de pièce en *italiques* peuvent ne pas être disponibles.

P  
a  
s  
s  
C  
a  
r  
L  
i  
g  
h  
t  
T  
r  
u  
c  
k  
O  
i  
l  
-  
A  
i  
r  
-  
C  
a  
b  
i  
n



FORD 2006-2005

Pass Car Light Truck - Oil - Air - Cabin

Year/Año/Année Model/Modelo/Modele Engine/Motor/Moteur	Eng. Code Código de motor Code moteur	VIN NIV NIV	GOLD Oil Aceite Huile	ProSelect Oil Aceite Huile	Platinum Oil Aceite Huile	GOLD Air Aire Air	ProSelect Air Aire Air	GOLD Cabin Air Cabina Aire Cabine Air	ProSelect Cabin Air Cabina Aire Cabine Air	Platinum Cabin Air Cabina Aire Cabine Air	Loc. Cabin Air Cabina Aire Cabine Air
--	---	-------------------	--------------------------------	-------------------------------------	------------------------------------	----------------------------	---------------------------------	--	---	--	--

FORD (Cont'd/Suite)

**2006** (Cont'd/Suite)

**MONDEO**

L4 2.0L 122 CID (Mex.)			1348 <sup>53</sup>	21348 <sup>70</sup>	41348			4771	N/A	N/A	
V6 2.5L 2544cc (Mex.)			7203	27203	47203			4771	N/A	N/A	
V6 3.0L 183 CID (Mex.)			1372 <sup>53</sup>	21372 <sup>70</sup>	41372			N/A	N/A	N/A	

**MUSTANG**

V6 4.0L 244 CID	99N	N	1372 <sup>53</sup>	21372 <sup>70</sup>	41372	6975	26975	4687	224687	N/A	4
V8 4.6L 281 CID	99H	H	1372 <sup>53</sup>	21372 <sup>70</sup>	41372	6975	26975	4687	224687	N/A	4

**PICKUP F150 ALL**

V6 4.2L 256 CID		2	1516 <sup>53</sup>	21516 <sup>70</sup>	41516	6418	26418	N/R	N/R	N/R	
V8 4.6L 281CID Flex		W	1372 <sup>53</sup> Metric Thd. 1516 <sup>53</sup> Std. Thd.	21372 <sup>70</sup> Metric Thd. 21516 <sup>70</sup> Std. Thd.	41372 Metric Thd. 41516 Std. Thd.	6418	26418	N/R	N/R	N/R	
V8 5.4L 330 CID		5,V	1372 <sup>53</sup>	21372 <sup>70</sup>	41372	6804	26804	N/R	N/R	N/R	

**PICKUP F-SERIES SUPER DUTY (UP TO 550 SERIES)**

V10 6.8L 415 CID		Y	1372 <sup>53</sup>	21372 <sup>70</sup>	41372	9136	N/A	N/R	N/R	N/R	
V8 5.4L 330 CID		5,V	1372 <sup>53</sup>	21372 <sup>70</sup>	41372	6804	26804	N/R	N/R	N/R	
V8 6.0L 364 CID Turbo Diesel		P	7312 <sup>53</sup>	27312 <sup>184</sup>	47312 <sup>184</sup>	2731 <sup>137</sup> 9490 <sup>142</sup>	N/A <sup>137</sup> N/A <sup>142</sup>	N/R	N/R	N/R	

**RANGER**

L4 2.3L 140 CID		D	1348 <sup>53</sup>	21348 <sup>70</sup>	41348	6253	26253	N/R	N/R	N/R	
V6 3.0L 3000CC 183CID		U	1516 <sup>53</sup>	21516 <sup>70</sup>	41516	6253	26253	N/R	N/R	N/R	
V6 4.0L 244 CID		E	1372 <sup>53</sup>	21372 <sup>70</sup>	41372	6253	26253	N/R	N/R	N/R	

**TAURUS**

V6 3.0L 183 CID	991	U,2	1516 <sup>53</sup>	21516 <sup>70</sup>	41516	2385	22385	4773	224773	N/A	1
-----------------	-----	-----	--------------------	---------------------	-------	------	-------	------	--------	-----	---

**VAN E-SERIES (UP TO 450 SERIES)**

V10 6.8L 415 CID		S	1372 <sup>53</sup>	21372 <sup>70</sup>	41372	6418	26418	N/R	N/R	N/R	
V8 4.6L 281 CID		W	1372 <sup>53</sup>	21372 <sup>70</sup>	41372	6418	26418	N/R	N/R	N/R	
V8 5.4L 330 CID		L	1372 <sup>53</sup>	21372 <sup>70</sup>	41372	6418	26418	N/R	N/R	N/R	
V8 6.0L 364 CID Turbo Diesel		P	400111 <sup>53</sup>	N/A <sup>70</sup>	N/A	6807	N/A	N/R	N/R	N/R	

**2005**

**CLUB WAGON ECONOLINE**

V8 4.6L 4600cc (Mex.)			1372 <sup>53</sup>	21372 <sup>70</sup>	41372	6418	26418	N/A	N/A	N/A	
V8 5.4L Diesel (Mex.)			1372 <sup>53</sup>	21372 <sup>70</sup>	41372	6418	26418	N/A	N/A	N/A	
V8 5.4L 5400cc (Mex.)			1372 <sup>53</sup>	21372 <sup>70</sup>	41372	6418	26418	N/A	N/A	N/A	

**COURIER**

L4 1.6L 1596cc (Mex.)			1516 <sup>53</sup>	21516 <sup>70</sup>	41516			236820	N/A	N/A	
-----------------------	--	--	--------------------	---------------------	-------	--	--	--------	-----	-----	--

**CROWN VICTORIA**

V8 4.6L 281 CID		W	1372 <sup>53</sup>	21372 <sup>70</sup>	41372	6134	26134	N/R	N/R	N/R	
V8 4.6L 281 CID CNG		9	1372 <sup>53</sup>	21372 <sup>70</sup>	41372	6134	26134	N/R	N/R	N/R	

**ECONOLINE**

V8 4.6L 4600cc (Mex.)			1372 <sup>53</sup>	21372 <sup>70</sup>	41372	6418	26418	N/A	N/A	N/A	
-----------------------	--	--	--------------------	---------------------	-------	------	-------	-----	-----	-----	--

**ECOSPORT**

L4 2.0L (Mex.)			1348 <sup>53</sup>	21348 <sup>70</sup>	41348			N/A	N/A	N/A	
----------------	--	--	--------------------	---------------------	-------	--	--	-----	-----	-----	--

**ESCAPE**

L4 2.3L 140 CID		Z	1348 <sup>53</sup>	21348 <sup>70</sup>	41348	2793	22793	4816	224816	N/A	1
V6 3.0L 182 CID		1	1372 <sup>53</sup>	21372 <sup>70</sup>	41372	2793	22793	4816	224816	N/A	1

**ESCAPE HYBRID**

L4 2.3L 140 CID Electric/Gas		H	7203	27203 <sup>70</sup>	47203	9187	29187	4816 <sup>164</sup> 4477 <sup>165</sup>	224816 <sup>164</sup> N/A <sup>165</sup>	N/A <sup>164</sup> N/A <sup>165</sup>	1 1
------------------------------	--	---	------	---------------------	-------	------	-------	--	---	--	--------

N/A = Not Available N/R = Not Required N/S = Not Servicable For cabin air locator chart, see pages 5-12 See pages 13-16 for footnotes

1) ProSelect - Normal Driving - Traditional Change Intervals 2) NAPA Gold - Severe Driving - OE Recommended Intervals 3) NAPA Platinum - Harsh Driving - OE Recommend Intervals

N/A = Non disponible N/R = Non nécessaire N/S = Non réparable Voir le tableau des filtres et d'habitacle aux pages 5-12 Voir pages 13-16 pour des notes

1) NAPA ProSelect et Argent - Conduite normale - Intervalles normaux de remplacement 2) NAPA Or - Conduite difficile - Intervalles recommandés par FEO 3) NAPA Platine - Conduite très difficile - Intervalles recommandés par FEO

N/A = No disponible N/R = No requerido N/S = No Servicable Para el aire de la cabina y tabla de localización de filtro, consulte las páginas 5-12 Ver las páginas 13-16 para las notas al pie de página

1) NAPA ProSelect y Plata - Manejo normal - Intervalos normales de cambio 2) NAPA Oro - Manejo difícil - Intervalos recomendados por el OEM 3) NAPA Platino - Manejo muy difícil - Intervalos recomendados por el OEM

*Italicized Part Numbers May Not Be Available.*

Las piezas con números en *italicas* pueden no estar disponibles.  
Les numéros de pièce en *italiques* peuvent ne pas être disponibles.



Pass Car Light Truck - Oil - Air - Cabin

FORD 2005

Year/Año/Année Model/Modelo/Modèle Engine/Motor/Moteur	Eng. Code Código de motor Code moteur	VIN NIV NIV	GOLD Oil Aceite Huile	ProSelect Oil Aceite Huile	Platinum Oil Aceite Huile	GOLD Air Aire Air	ProSelect Air Aire Air	GOLD Cabin Air Cabina Aire Cabine Air	ProSelect Cabin Air Cabina Aire Cabine Air	Platinum Cabin Air Cabina Aire Cabine Air	Loc. Cabin Air Cabina Aire Cabine Air
--	---	-------------------	--------------------------------	-------------------------------------	------------------------------------	----------------------------	---------------------------------	--	---	--	--

FORD (Cont'd/Suite)

2005 (Cont'd/Suite)

EXCURSION

V10 6.8L 415 CID		S	1372 <sup>53</sup>	21372 <sup>70</sup>	41372	6418	26418	N/R	N/R	N/R	
V8 5.4L 330 CID		L	1372 <sup>53</sup>	21372 <sup>70</sup>	41372	6418	26418	N/R	N/R	N/R	
V8 6.0L 364 CID Turbo Diesel		P	7312 <sup>53</sup>	27312 <sup>184</sup>	47312 <sup>184</sup>	2731	N/A	N/R	N/R	N/R	

EXPEDITION

V8 5.4L 330 CID		5	1372 <sup>53</sup>	21372 <sup>70</sup>	41372	6804	26804	N/R	N/R	N/R	
-----------------	--	---	--------------------	---------------------	-------	------	-------	-----	-----	-----	--

EXPLORER

V6 4.0L 244 CID		E,K	1372 <sup>53</sup>	21372 <sup>70</sup>	41372	2484	22484	N/R	N/R	N/R	
V8 4.6L 281 CID		W	1372 <sup>53</sup>	21372 <sup>70</sup>	41372	2484	22484	N/R	N/R	N/R	

EXPLORER SPORT TRAC

V6 4.0L 244 CID		K	1372 <sup>53</sup>	21372 <sup>70</sup>	41372	6253	26253	N/R	N/R	N/R	
-----------------	--	---	--------------------	---------------------	-------	------	-------	-----	-----	-----	--

F250

V6 4.2L 4200cc (Mex.)			1516 <sup>53</sup>	21516 <sup>70</sup>	41516	6418	26418	4876	224876	N/A	
V8 4.6L 4600cc (Mex.)			1372 <sup>53</sup>	21372 <sup>70</sup>	41372	6418	26418	4876	224876	N/A	

FIESTA

L4 1.5L 1591cc (Mex.)			1516 <sup>53</sup>	21516 <sup>70</sup>	41516	2799	22799	N/A	N/A	N/A	
L4 1.6L 1596cc 97 CID (Mex.)			1348 <sup>53</sup>	21348 <sup>70</sup>	41348			N/A	N/A	N/A	

FIESTA IKON

L4 1.6L 1596cc (Mex.)			1516 <sup>53</sup>	21516 <sup>70</sup>	41516			N/A	N/A	N/A	
-----------------------	--	--	--------------------	---------------------	-------	--	--	-----	-----	-----	--

FIVE HUNDRED

V6 3.0L 183 CID		1	1372 <sup>53</sup>	21372 <sup>70</sup>	41372	6924	26924	N/R	N/R	N/R	
-----------------	--	---	--------------------	---------------------	-------	------	-------	-----	-----	-----	--

FOCUS

L4 2.0L 121 CID		N	1348 <sup>53</sup>	21348 <sup>70</sup>	41348	N/R	N/R	4808	224808	N/A	
L4 2.3L 140 CID		Z	1348 <sup>53</sup>	21348 <sup>70</sup>	41348	N/R	N/R	4808	224808	N/A	

FREESTAR

V6 3.9L 241 CID		6	1516 <sup>53</sup>	21516 <sup>70</sup>	41516	2341	22341	4807	224807	N/A	1
V6 4.2L 256 CID		2	1516 <sup>53</sup>	21516 <sup>70</sup>	41516	2341	22341	4807	224807	N/A	1

FREESTYLE

V6 3.0L 3000CC 183CID		1	1372 <sup>53</sup>	21372 <sup>70</sup>	41372	6924	26924	N/R	N/R	N/R	
-----------------------	--	---	--------------------	---------------------	-------	------	-------	-----	-----	-----	--

GRAND MARQUIS

V8 4.6L 281 CID	99H	W	1372 <sup>53</sup>	21372 <sup>70</sup>	41372	6134	26134	N/A	N/A	N/A	
-----------------	-----	---	--------------------	---------------------	-------	------	-------	-----	-----	-----	--

GT

V8 5.4L 330 CID Super Charged		S	7806	27806	N/A	2572	22572	N/R	N/R	N/R	
-------------------------------	--	---	------	-------	-----	------	-------	-----	-----	-----	--

IKON

L4 1.6L 1558cc (Mex.)			1516 <sup>53</sup>	21516 <sup>70</sup>	41516			N/A	N/A	N/A	
-----------------------	--	--	--------------------	---------------------	-------	--	--	-----	-----	-----	--

KA

L4 1.6L 1596cc (Mex.)			1516	21516	41516	209416	N/A	236820	N/A	N/A	
-----------------------	--	--	------	-------	-------	--------	-----	--------	-----	-----	--

LOBO

V8 4.6L 4600cc (Mex.)			1372 <sup>53</sup>	21372 <sup>70</sup>	41372	6418	26418	N/A	N/A	N/A	
V8 5.4L 5400cc (Mex.)			1372 <sup>53</sup>	21372 <sup>70</sup>	41372	6804	26804	N/A	N/A	N/A	

MARAUDER

V8 4.6L 281 CID	99H	V	1372 <sup>53</sup>	21372 <sup>70</sup>	41372			N/A	N/A	N/A	
-----------------	-----	---	--------------------	---------------------	-------	--	--	-----	-----	-----	--

MONDEO

L4 2.0L 122 CID (Mex.)			1348 <sup>53</sup>	21348 <sup>70</sup>	41348			4771	N/A	N/A	
V6 2.5L 2544cc (Mex.)			7203	27203	47203			4771	N/A	N/A	
V6 3.0L 183 CID (Mex.)			1372 <sup>53</sup>	21372 <sup>70</sup>	41372			N/A	N/A	N/A	

MUSTANG

V6 4.0L 244 CID		N	1372 <sup>53</sup>	21372 <sup>70</sup>	41372	6975	26975	4687	224687	N/A	4
V8 4.6L 281 CID		H	1372 <sup>53</sup>	21372 <sup>70</sup>	41372	6975	26975	4687	224687	N/A	4

N/A = Not Available N/R = Not Required N/S = Not Servicable For cabin air locator chart, see pages 5-12 See pages 13-16 for footnotes

1) ProSelect - Normal Driving - Traditional Change Intervals 2) NAPA Gold - Severe Driving - OE Recommended intervals 3) NAPA Platinum - Harsh Driving - OE Recommend Intervals

N/A = Non disponible N/R = Non nécessaire N/S = Non réparable Voir le tableau des filtres et d'habitacle aux pages 5-12 Voir pages 13-16 pour des notes

1) NAPA ProSelect et Argent - Conduite normale - Intervalles normaux de remplacement 2) NAPA Or - Conduite difficile - Intervalles recommandés par FEO 3) NAPA Platine - Conduite très difficile - Intervalles recommandés par FEO

N/A = No disponible N/R = No requerido N/S = No Servicable Para el aire de la cabina y tabla de localización de filtro, consulte las páginas 5-12 Ver las páginas 13-16 para las notas al pie de página

1) NAPA ProSelect y Plata - Manejo normal - Intervalos normales de cambio 2) NAPA Oro - Manejo difícil - Intervalos recomendados por el OEM 3) NAPA Platino - Manejo muy difícil - Intervalos recomendados por el OEM

*Italicized Part Numbers May Not Be Available.*

Las piezas con números en *italicas* pueden no estar disponibles.

Les numéros de pièce en *italiques* peuvent ne pas être disponibles.

P  
a  
s  
s  
C  
a  
r  
L  
i  
g  
h  
t  
T  
r  
u  
c  
k  
O  
i  
l  
-  
A  
i  
r  
-  
C  
a  
b  
i  
n



FORD 2005-2004

Pass Car Light Truck - Oil - Air - Cabin

Year/Año/Année Model/Modelo/Modèle Engine/Motor/Moteur	Eng. Code Código de motor Code moteur	VIN NIV NIV	GOLD Oil Aceite Huile	ProSelect Oil Aceite Huile	Platinum Oil Aceite Huile	GOLD Air Aire Air	ProSelect Air Aire Air	GOLD Cabin Air Cabina Aire Cabine Air	ProSelect Cabin Air Cabina Aire Cabine Air	Platinum Cabin Air Cabina Aire Cabine Air	Loc. Cabin Air Cabina Aire Cabine Air
--	---	-------------------	--------------------------------	-------------------------------------	------------------------------------	----------------------------	---------------------------------	--	---	--	--

FORD (Cont'd/Suite)

**2005** (Cont'd/Suite)

PICKUP F150 ALL

V6 4.2L 256 CID		2	1516 <sup>53</sup>	21516 <sup>70</sup>	41516	6418	26418	N/R	N/R	N/R	
V8 4.6L 281 CID		W	1372 <sup>53</sup> Metric Thd. 1516 <sup>53</sup> Std. Thd.	21372 <sup>70</sup> Metric Thd. 21516 <sup>70</sup> Std. Thd.	41372 Metric Thd. 41516 Std. Thd.	6418	26418	N/R	N/R	N/R	
V8 5.4L 330 CID		5	1372 <sup>53</sup>	21372 <sup>70</sup>	41372	6804	26804	N/R	N/R	N/R	

PICKUP F-SERIES SUPER DUTY (UP TO 550 SERIES)

V10 6.8L 415 CID		Y	1372 <sup>53</sup>	21372 <sup>70</sup>	41372	9136	N/A	N/R	N/R	N/R	
V8 5.4L 330 CID		5	1372 <sup>53</sup>	21372 <sup>70</sup>	41372	6804	26804	N/R	N/R	N/R	
V8 6.0L 364 CID Turbo Diesel		P	7312 <sup>53</sup>	27312 <sup>184</sup>	47312 <sup>184</sup>	2731 <sup>137</sup> 9490 <sup>142</sup>	N/A <sup>137</sup> N/A <sup>142</sup>	N/R	N/R	N/R	4

RANGER

L4 2.3L 140 CID		D	1516 <sup>53</sup>	21516 <sup>70</sup>	41516	6253	26253	N/R	N/R	N/R	
V6 3.0L 3000CC 183CID		U	1516 <sup>53</sup>	21516 <sup>70</sup>	41516	6253	26253	N/R	N/R	N/R	
V6 4.0L 244 CID		E	1372 <sup>53</sup>	21372 <sup>70</sup>	41372	6253	26253	N/R	N/R	N/R	

TAURUS

V6 3.0L 183 CID Duratec		U	1516 <sup>53</sup>	21516 <sup>70</sup>	41516	2385	22385	4773	224773	N/A	1
V6 3.0L 183 CID Duratec VIN S DOHC		S	1372 <sup>53</sup>	21372 <sup>70</sup>	41372	2385	22385	4773	224773	N/A	1

THUNDERBIRD

V8 3.9L 242 CID		A	7302	27302	N/A	2341	22341	4884	224884	N/A	1
-----------------	--	---	------	-------	-----	------	-------	------	--------	-----	---

VAN E-SERIES (UP TO 450 SERIES)

V10 6.8L 415 CID		S	1372 <sup>53</sup>	21372 <sup>70</sup>	41372	6418	26418	N/R	N/R	N/R	
V8 4.6L 281CID Flex		W	1372 <sup>53</sup>	21372 <sup>70</sup>	41372	6418	26418	N/R	N/R	N/R	
V8 5.4L 330 CID		L,M,Z	1372 <sup>53</sup>	21372 <sup>70</sup>	41372	6418	26418	N/R	N/R	N/R	
V8 6.0L 364 CID Turbo Diesel		P	400111 <sup>53</sup>	N/A <sup>70</sup>	N/A	6807	N/A	N/R	N/R	N/R	

**2004**

CLUB WAGON ECONOLINE

V8 4.6L 4600cc (Mex.)			1372 <sup>53</sup>	21372 <sup>70</sup>	41372	6418	26418	N/A	N/A	N/A	
V8 5.4L Diesel (Mex.)			1372 <sup>53</sup>	21372 <sup>70</sup>	41372	6418	26418	N/A	N/A	N/A	
V8 5.4L 5400cc (Mex.)			1372 <sup>53</sup>	21372 <sup>70</sup>	41372	6418	26418	N/A	N/A	N/A	

COURIER

L4 1.6L 1596cc (Mex.)			1516 <sup>53</sup>	21516 <sup>70</sup>	41516		236820	N/A	N/A		
-----------------------	--	--	--------------------	---------------------	-------	--	--------	-----	-----	--	--

CROWN VICTORIA

V8 4.6L 281 CID	99H	W	1372 <sup>53</sup>	21372 <sup>70</sup>	41372	6134 Std. 6814 Police	26134 Std. 26814 Police	N/R	N/R	N/R	
V8 4.6L 281 CID CNG		9	1372 <sup>53</sup>	21372 <sup>70</sup>	41372	6134	26134	N/R	N/R	N/R	

ECONOLINE

V8 4.6L 4600cc (Mex.)			1372 <sup>53</sup>	21372 <sup>70</sup>	41372	6418	26418	N/A	N/A	N/A	
-----------------------	--	--	--------------------	---------------------	-------	------	-------	-----	-----	-----	--

ESPORT

L4 2.0L (Mex.)			1348 <sup>53</sup>	21348 <sup>70</sup>	41348			N/A	N/A	N/A	
----------------	--	--	--------------------	---------------------	-------	--	--	-----	-----	-----	--

ESCAPE

L4 2.0L 1989cc 121 CID		B	1516 <sup>53</sup>	21516 <sup>70</sup>	41516	2793	22793	4816	224816	N/A	1
V6 3.0L 182 CID		1	1372 <sup>53</sup>	21372 <sup>70</sup>	41372	2793	22793	4816	224816	N/A	1

EXCURSION

V10 6.8L 415 CID		S	1372 <sup>53</sup>	21372 <sup>70</sup>	41372	6418	26418	N/R	N/R	N/R	
V8 5.4L 330 CID		L	1372 <sup>53</sup>	21372 <sup>70</sup>	41372	6418	26418	N/R	N/R	N/R	
V8 6.0L 364 CID Turbo Diesel		P	7312 <sup>53</sup>	27312 <sup>184</sup>	47312 <sup>184</sup>	2731	N/A	N/R	N/R	N/R	

N/A = Not Available N/R = Not Required N/S = Not Servicable For cabin air locator chart, see pages 5-12 See pages 13-16 for footnotes

1) ProSelect - Normal Driving - Traditional Change Intervals 2) NAPA Gold - Severe Driving - OE Recommended Intervals 3) NAPA Platinum - Harsh Driving - OE Recommend Intervals

N/A = Non disponible N/R = Non nécessaire N/S = Non réparable Voir le tableau des filtres et d'habitacle aux pages 5-12 Voir pages 13-16 pour des notes

1) NAPA ProSelect et Argent - Conduite normale - Intervalles normaux de remplacement 2) NAPA Or - Conduite difficile - Intervalles recommandés par FEO 3) NAPA Platine - Conduite très difficile - Intervalles recommandés par FEO

N/A = No disponible N/R = No requerido N/S = No Servicable Para el aire de la cabina y tabla de localización de filtro, consulte las páginas 5-12 Ver las páginas 13-16 para las notas al pie de página

1) NAPA ProSelect y Plata - Manejo normal - Intervalos normales de cambio 2) NAPA Oro - Manejo difícil - Intervalos recomendados por el OEM 3) NAPA Platino - Manejo muy difícil - Intervalos recomendados por el OEM

*Italicized Part Numbers May Not Be Available.*

Las piezas con números en *italicas* pueden no estar disponibles.  
Les numéros de pièce en *italiques* peuvent ne pas être disponibles.



Pass Car Light Truck - Oil - Air - Cabin

FORD 2004

Year/Año/Année Model/Modelo/Modèle Engine/Motor/Moteur	Eng. Code Código de motor Code moteur	VIN NIV NIV	GOLD Oil Aceite Huile	ProSelect Oil Aceite Huile	Platinum Oil Aceite Huile	GOLD Air Aire Air	ProSelect Air Aire Air	GOLD Cabin Air Cabina Aire Cabine Air	ProSelect Cabin Air Cabina Aire Cabine Air	Platinum Cabin Air Cabina Aire Cabine Air	Loc. Cabin Air Cabina Aire Cabine Air
--	---	-------------------	--------------------------------	-------------------------------------	------------------------------------	----------------------------	---------------------------------	--	---	--	--

FORD (Cont'd/Suite)

2004 (Cont'd/Suite)

EXPEDITION

V8 4.0L 281 CID		W	1372 <sup>53</sup>	21372 <sup>70</sup>	41372	6418	26418	4876	224876	N/A	4
V8 5.4L 330 CID		L	1372 <sup>53</sup>	21372 <sup>70</sup>	41372	6418	26418	4876	224876	N/A	4

EXPLORER

V6 4.0L 244 CID		E,K	1372 <sup>53</sup>	21372 <sup>70</sup>	41372	2484	22484	N/R	N/R	N/R	
V8 4.6L 281CID Flex		W	1372 <sup>53</sup>	21372 <sup>70</sup>	41372	2484	22484	N/R	N/R	N/R	

EXPLORER SPORT TRAC

V6 4.0L 244 CID		K	1372 <sup>53</sup>	21372 <sup>70</sup>	41372	6253	26253	N/R	N/R	N/R	
-----------------	--	---	--------------------	---------------------	-------	------	-------	-----	-----	-----	--

F250

V6 4.2L 4200cc (Mex.)			1516 <sup>53</sup>	21516 <sup>70</sup>	41516	6418	26418	4876	224876	N/A	
V8 4.6L 4600cc (Mex.)			1372 <sup>53</sup>	21372 <sup>70</sup>	41372	6418	26418	4876	224876	N/A	

FIESTA

L4 1.5L 1591cc (Mex.)			1516 <sup>53</sup>	21516 <sup>70</sup>	41516	2799	22799	N/A	N/A	N/A	
L4 1.6L 1596cc 97 CID (Mex.)			1348 <sup>53</sup>	21348 <sup>70</sup>	41348			N/A	N/A	N/A	

FIESTA IKON

L4 1.6L 1596cc (Mex.)			1516 <sup>53</sup>	21516 <sup>70</sup>	41516			N/A	N/A	N/A	
-----------------------	--	--	--------------------	---------------------	-------	--	--	-----	-----	-----	--

FOCUS

L4 2.0L 121 CID		3	1516 <sup>53</sup>	21516 <sup>70</sup>	41516	2524	22524	4808	224808	N/A	1
		P	1516 <sup>53</sup>	21516 <sup>70</sup>	41516	2524	22524	4808	224808	N/A	1
L4 2.3L 140 CID		Z	1348 <sup>53</sup>	21348 <sup>70</sup>	41348	N/R	N/R	4808	224808	N/A	

FOCUS SVT

L4 2.0L 121 CID		5	1516	21516 <sup>70</sup>	41516	2524	22524	4808	224808	N/A	1
-----------------	--	---	------	---------------------	-------	------	-------	------	--------	-----	---

FREESTAR

V6 3.9L 241 CID		6	1516 <sup>53</sup>	21516 <sup>70</sup>	41516	2341	22341	4807	224807	N/A	1
V6 4.2L 256 CID		2	1516 <sup>53</sup>	21516 <sup>70</sup>	41516	2341	22341	4807	224807	N/A	1

GRAND MARQUIS

V8 4.6L 281 CID	99H	W	1372 <sup>53</sup>	21372 <sup>70</sup>	41372	6134	26134	N/A	N/A	N/A	
-----------------	-----	---	--------------------	---------------------	-------	------	-------	-----	-----	-----	--

IKON

L4 1.6L 1558cc (Mex.)			1516 <sup>53</sup>	21516 <sup>70</sup>	41516			N/A	N/A	N/A	
-----------------------	--	--	--------------------	---------------------	-------	--	--	-----	-----	-----	--

KA

L4 1.6L 1596cc (Mex.)			1516	21516	41516	209416	N/A	236820	N/A	N/A	
-----------------------	--	--	------	-------	-------	--------	-----	--------	-----	-----	--

LOBO

V8 4.6L 4600cc (Mex.)			1372 <sup>53</sup>	21372 <sup>70</sup>	41372	6418	26418	N/A	N/A	N/A	
V8 5.4L 5400cc (Mex.)			1372 <sup>53</sup>	21372 <sup>70</sup>	41372	6804	26804	N/A	N/A	N/A	

MARAUDER

V8 4.6L 281 CID	99H	V	1372 <sup>53</sup>	21372 <sup>70</sup>	41372			N/A	N/A	N/A	
-----------------	-----	---	--------------------	---------------------	-------	--	--	-----	-----	-----	--

MONDEO

L4 2.0L 122 CID (Mex.)			1348 <sup>53</sup>	21348 <sup>70</sup>	41348			4771	N/A	N/A	
V6 2.5L 2544cc (Mex.)			7203	27203	47203			4771	N/A	N/A	
V6 3.0L 183 CID (Mex.)			1372 <sup>53</sup>	21372 <sup>70</sup>	41372			N/A	N/A	N/A	
			1372 <sup>53</sup>	21372 <sup>70</sup>	41372						

MUSTANG

V6 3.8L 232 CID		4	1516 <sup>53</sup>	21516 <sup>70</sup>	41516	6289	26289	N/R	N/R	N/R	
V6 3.9L 238 CID		6	1516 <sup>53</sup>	21516 <sup>70</sup>	41516	6289	26289	N/R	N/R	N/R	
V8 4.6L 281 CID	99H	R,X	1372 <sup>53</sup>	21372 <sup>70</sup>	41372	6418	26418	N/R	N/R	N/R	
V8 4.6L 281 CID Super Charged		Y	1372 <sup>53</sup>	21372 <sup>70</sup>	41372	6418	26418	N/R	N/R	N/R	

PICKUP F150 ALL

V6 4.2L 256 CID		2	1516 <sup>53</sup>	21516 <sup>70</sup>	41516	6418	26418	4876 <sup>164</sup>	224876 <sup>164</sup>	N/A <sup>164</sup>	4
-----------------	--	---	--------------------	---------------------	-------	------	-------	---------------------	-----------------------	--------------------	---

N/A = Not Available N/R = Not Required N/S = Not Servicable For cabin air locator chart, see pages 5-12 See pages 13-16 for footnotes

1) ProSelect - Normal Driving - Traditional Change Intervals 2) NAPA Gold - Severe Driving - OE Recommended intervals 3) NAPA Platinum - Harsh Driving - OE Recommend Intervals

N/A = Non disponible N/R = Non nécessaire N/S = Non réparable Voir le tableau des filtres et d'habitacle aux pages 5-12 Voir pages 13-16 pour des notes

1) NAPA ProSelect et Argent - Conduite normale - Intervalles normaux de remplacement 2) NAPA Or - Conduite difficile - Intervalles recommandés par FEO 3) NAPA Platine - Conduite très difficile - Intervalles recommandés par FEO

N/A = No disponible N/R = No requerido N/S = No Servicable Para el aire de la cabina y tabla de localización de filtro, consulte las páginas 5-12 Ver las páginas 13-16 para las notas al pie de página

1) NAPA ProSelect y Plata - Manejo normal - Intervalos normales de cambio 2) NAPA Oro - Manejo difícil - Intervalos recomendados por el OEM 3) NAPA Platino - Manejo muy difícil - Intervalos recomendados por el OEM

*Italicized Part Numbers May Not Be Available.*

Las piezas con números en *italicas* pueden no estar disponibles.

Les numéros de pièce en *italiques* peuvent ne pas être disponibles.

P  
a  
s  
s  
C  
a  
r  
L  
i  
g  
h  
t  
T  
r  
u  
c  
k  
O  
i  
l  
-  
A  
i  
r  
-  
C  
a  
b  
i  
n



FORD 2004-2003

Pass Car Light Truck - Oil - Air - Cabin

Year/Año/Année Model/Modelo/Modele Engine/Motor/Moteur	Eng. Code Código de motor Code moteur	VIN NIV NIV	GOLD Oil Aceite Huile	ProSelect Oil Aceite Huile	Platinum Oil Aceite Huile	GOLD Air Aire Air	ProSelect Air Aire Air	GOLD Cabin Air Cabina Aire Cabine Air	ProSelect Cabin Air Cabina Aire Cabine Air	Platinum Cabin Air Cabina Aire Cabine Air	Loc. Cabin Air Cabina Aire Cabine Air
--	---	-------------------	--------------------------------	-------------------------------------	------------------------------------	----------------------------	---------------------------------	--	---	--	--

FORD (Cont'd/Suite)

2004 (Cont'd/Suite)

PICKUP F150 ALL (Cont'd/Suite)

V8 4.6L 281CID Flex		W	1372 <sup>53</sup> Metric Thd. 1516 <sup>53</sup> Std. Thd.	21372 <sup>70</sup> Metric Thd. 21516 <sup>70</sup> Std. Thd.	41372 Metric Thd. 41516 Std. Thd.	6418	26418	4876 <sup>164</sup>	224876 <sup>164</sup>	N/A <sup>164</sup>	4
V8 5.4L 330 CID			1372 <sup>53</sup>	21372 <sup>70</sup>	41372	6804	26804	4876 <sup>164</sup>	224876 <sup>164</sup>	N/A <sup>164</sup>	4

PICKUP F150 ALL Lightning

V8 5.4L 330 CID Super Charged		3	1372 <sup>53</sup>	21372 <sup>70</sup>	41372	2572	22572	4876	224876	N/A	4
-------------------------------	--	---	--------------------	---------------------	-------	------	-------	------	--------	-----	---

PICKUP F150 HERITAGE

V8 4.6L 281CID Flex		W	1372 <sup>53</sup>	21372 <sup>70</sup>	41372	6418	26418	4876 <sup>164</sup>	224876 <sup>164</sup>	N/A <sup>164</sup>	4
V8 5.4L 330 CID			1372 <sup>53</sup>	21372 <sup>70</sup>	41372	6418	26418	4876 <sup>164</sup>	224876 <sup>164</sup>	N/A <sup>164</sup>	4

PICKUP F150 SUPERCREW

V8 4.6L 281CID Flex		W	1372 <sup>53</sup> Metric Thd. 1516 <sup>53</sup> Std. Thd.	21372 <sup>70</sup> Metric Thd. 21516 <sup>70</sup> Std. Thd.	41372 Metric Thd. 41516 Std. Thd.	6418	26418	4876	224876	N/A	4
V8 5.4L 330 CID		5	1372 <sup>53</sup>	21372 <sup>70</sup>	41372	6804	26804	4876	224876	N/A	4

PICKUP F-SERIES SUPER DUTY (UP TO 550 SERIES)

V10 6.8L 415 CID			1372 <sup>53</sup>	21372 <sup>70</sup>	41372	6418	26418	4876 <sup>164</sup>	224876 <sup>164</sup>	N/A <sup>164</sup>	4
V8 5.4L 330 CID			1372 <sup>53</sup>	21372 <sup>70</sup>	41372	6418	26418	4876 <sup>164</sup>	224876 <sup>164</sup>	N/A <sup>164</sup>	4
V8 6.0L 364 CID Turbo Diesel			7312 <sup>53</sup> 7311 <sup>219</sup>	27312 <sup>271</sup> 27311 <sup>219</sup>	47312 <sup>271</sup> N/A <sup>219</sup>	2731 <sup>137</sup> 9490 <sup>142</sup>	N/A <sup>137</sup> N/A <sup>142</sup>	4876 <sup>164</sup>	224876 <sup>164</sup>	N/A <sup>164</sup>	4

RANGER

L4 2.3L 140 CID		D	1516 <sup>53</sup>	21516 <sup>70</sup>	41516	6253	26253	N/R	N/R	N/R	
V6 3.0L 182 CID Flex			1516 <sup>53</sup>	21516 <sup>70</sup>	41516	6253	26253	N/R	N/R	N/R	
V6 3.0L 3000CC 183CID		U	1516 <sup>53</sup>	21516 <sup>70</sup>	41516	6253	26253	N/R	N/R	N/R	
V6 4.0L 244 CID		E	1372 <sup>53</sup>	21372 <sup>70</sup>	41372	6253	26253	N/R	N/R	N/R	

TAURUS

V6 3.0L 183 CID	991	S	1372 <sup>53</sup>	21372 <sup>70</sup>	41372	2385	22385	4773	224773	N/A	1
	991	U,2	1516 <sup>53</sup>	21516 <sup>70</sup>	41516	2385	22385	4773	224773	N/A	1

THUNDERBIRD

V8 3.9L 242 CID		A	7302	27302	N/A	2341	22341	4884	224884	N/A	1
-----------------	--	---	------	-------	-----	------	-------	------	--------	-----	---

VAN E-SERIES (UP TO 450 SERIES)

V10 6.8L 415 CID		S	1372 <sup>53</sup>	21372 <sup>70</sup>	41372	6418	26418	N/R	N/R	N/R	
V8 4.6L 281 CID		W	1372 <sup>53</sup>	21372 <sup>70</sup>	41372	6418	26418	N/R	N/R	N/R	
V8 5.4L 330 CID		L,M,Z	1372 <sup>53</sup>	21372 <sup>70</sup>	41372	6418	26418	N/R	N/R	N/R	
V8 6.0L 364 CID Turbo Diesel		P	400111 <sup>53</sup>	N/A <sup>70</sup>	N/A	6807	N/A	N/R	N/R	N/R	

2003

CLUB WAGON ECONOLINE

V6 4.2L 4200cc (Mex.)			1516 <sup>53</sup>	21516 <sup>70</sup>	41516	6418	26418	N/A	N/A	N/A	
V8 5.0L Diesel (Mex.)			1372 <sup>53</sup>	21372 <sup>70</sup>	41372	6418	26418	N/A	N/A	N/A	
V8 5.0L 4951CC 302CID (Mex.)			1515 <sup>53</sup>	21515 <sup>70</sup>	41515	6418	26418	N/A	N/A	N/A	

COURIER

L4 1.6L 1596cc (Mex.)			1516 <sup>53</sup>	21516 <sup>70</sup>	41516			236820	N/A	N/A	
-----------------------	--	--	--------------------	---------------------	-------	--	--	--------	-----	-----	--

CROWN VICTORIA

V8 4.6L 281 CID		W	1372 <sup>53</sup>	21372 <sup>70</sup>	41372	6134 Std. 6814 Police	26134 Std. 26814 Police	N/R	N/R	N/R	
V8 4.6L 281 CID CNG		9	1372 <sup>53</sup>	21372 <sup>70</sup>	41372	6134	26134	N/R	N/R	N/R	

ECONOLINE

V6 4.2L 4200cc (Mex.)			1515 <sup>53</sup>	21515 <sup>70</sup>	41515	6418	26418	N/A	N/A	N/A	
-----------------------	--	--	--------------------	---------------------	-------	------	-------	-----	-----	-----	--

N/A = Not Available N/R = Not Required N/S = Not Servicable For cabin air locator chart, see pages 5-12 See pages 13-16 for footnotes

1) ProSelect - Normal Driving - Traditional Change Intervals 2) NAPA Gold - Severe Driving - OE Recommended intervals 3) NAPA Platinum - Harsh Driving - OE Recommend Intervals

N/A = Non disponible N/R = Non nécessaire N/S = Non réparable Voir le tableau des filtres et d'habitacle aux pages 5-12 Voir pages 13-16 pour des notes

1) NAPA ProSelect et Argent - Conduite normale - Intervalles normaux de remplacement 2) NAPA Or - Conduite difficile - Intervalles recommandés par FEO 3) NAPA Platine - Conduite très difficile - Intervalles recommandés par FEO

N/A = No disponible N/R = No requerido N/S = No Servicable Para el aire de la cabina y tabla de localización de filtro, consulte las páginas 5-12 Ver las páginas 13-16 para las notas al pie de página

1) NAPA ProSelect y Plata - Manejo normal - Intervalos normales de cambio 2) NAPA Oro - Manejo difícil - Intervalos recomendados por el OEM 3) NAPA Platino - Manejo muy difícil - Intervalos recomendados por el OEM

*Italicized Part Numbers May Not Be Available.*

Las piezas con números en *italicas* pueden no estar disponibles.  
Les numéros de pièce en *italiques* peuvent ne pas être disponibles.





Pass Car Light Truck - Oil - Air - Cabin

FORD 2003

Year/Año/Année Model/Modelo/Modèle Engine/Motor/Moteur	Eng. Code Código de motor Code moteur	VIN NIV NIV	GOLD Oil Aceite Huile	ProSelect Oil Aceite Huile	Platinum Oil Aceite Huile	GOLD Air Aire Air	ProSelect Air Aire Air	GOLD Cabin Air Cabina Aire Cabine Air	ProSelect Cabin Air Cabina Aire Cabine Air	Platinum Cabin Air Cabina Aire Cabine Air	Loc. Cabin Air Cabina Aire Cabine Air
--	---	-------------------	--------------------------------	-------------------------------------	------------------------------------	----------------------------	---------------------------------	--	---	--	--

FORD (Cont'd/Suite)

2003 (Cont'd/Suite)

ECONOLINE (Cont'd/Suite)

V8 5.4L 5400cc (Mex.)			1372	21372	41372	6418	26418	N/A	N/A	N/A	
-----------------------	--	--	------	-------	-------	------	-------	-----	-----	-----	--

ESCAPE

L4 2.0L 1989cc 121 CID		B	1516 <sup>53</sup>	21516 <sup>70</sup>	41516	2793	22793	4816	224816	N/A	1
V6 3.0L 182 CID		1	1372 <sup>53</sup>	21372 <sup>70</sup>	41372	2793	22793	4816	224816	N/A	1

ESCORT

L4 2.0L 121 CID		P	1516 <sup>53</sup> DOHC 1516 <sup>53</sup> SOHC	21516 <sup>70</sup> DOHC 21516 <sup>70</sup> SOHC	41516 DOHC 41516 SOHC	6416	26416	N/R	N/R	N/R	
-----------------	--	---	--	--	--------------------------------	------	-------	-----	-----	-----	--

EXCURSION

V10 6.8L 415 CID		S	1372 <sup>53</sup>	21372 <sup>70</sup>	41372	6418	26418	N/R	N/R	N/R	
V8 5.4L 330 CID		L	1372 <sup>53</sup>	21372 <sup>70</sup>	41372	6418	26418	N/R	N/R	N/R	
V8 6.0L 364 CID Turbo Diesel		P	7311 <sup>219</sup> 7312 <sup>53</sup>	27311 <sup>219</sup> 27312 <sup>217</sup>	N/A <sup>219</sup> 47312 <sup>217</sup>	2731	N/A	N/R	N/R	N/R	
V8 7.3L 445 CID Turbo Diesel		F	1734 <sup>53</sup>	21734 <sup>70</sup>	41734	9090 6728 <sup>141</sup>	N/A 26728 <sup>141</sup>	N/R	N/R	N/R	

EXPEDITION

V8 4.6L 281 CID		W	1372 <sup>53</sup>	21372 <sup>70</sup>	41372	6418	26418	4876 <sup>164</sup>	224876 <sup>164</sup>	N/A <sup>164</sup>	4
V8 5.4L 330 CID		L	1372 <sup>53</sup>	21372 <sup>70</sup>	41372	6418	26418	4876 <sup>164</sup>	224876 <sup>164</sup>	N/A <sup>164</sup>	4

EXPLORER

V6 4.0L 244 CID		E	1372 <sup>53</sup>	21372 <sup>70</sup>	41372	2484	22484	N/R	N/R	N/R	
V6 4.0L 244 CID Flex-Fuel		K	1372 <sup>53</sup>	21372 <sup>70</sup>	41372	2484	22484	N/R	N/R	N/R	
V8 4.6L 281CID Flex		W	1372 <sup>53</sup>	21372 <sup>70</sup>	41372	2484	22484	N/R	N/R	N/R	

EXPLORER SPORT

V6 4.0L 244 CID		E	1372 <sup>53</sup>	21372 <sup>70</sup>	41372	6253	26253	N/R	N/R	N/R	
-----------------	--	---	--------------------	---------------------	-------	------	-------	-----	-----	-----	--

EXPLORER SPORT TRAC

V6 4.0L 244 CID		E	1372 <sup>53</sup>	21372 <sup>70</sup>	41372	6253	26253	N/R	N/R	N/R	
-----------------	--	---	--------------------	---------------------	-------	------	-------	-----	-----	-----	--

F250

V6 4.2L 4200cc (Mex.)			1516 <sup>53</sup>	21516 <sup>70</sup>	41516	6418	26418	4876	224876	N/A	
V8 4.6L 4600cc (Mex.)			1372 <sup>53</sup>	21372 <sup>70</sup>	41372	6418	26418	4876	224876	N/A	

FIESTA

L4 1.5L 1591cc (Mex.)			1516 <sup>53</sup>	21516 <sup>70</sup>	41516	2799	22799	N/A	N/A	N/A	
L4 1.6L 1596cc 97 CID (Mex.)			1348 <sup>53</sup>	21348 <sup>70</sup>	41348			N/A	N/A	N/A	

FIESTA IKON

L4 1.6L 1596cc (Mex.)			1516 <sup>53</sup>	21516 <sup>70</sup>	41516			N/A	N/A	N/A	
-----------------------	--	--	--------------------	---------------------	-------	--	--	-----	-----	-----	--

FOCUS

L4 2.0L 121 CID		3	1516 <sup>53</sup>	21516 <sup>70</sup>	41516	2524	22524	4808	224808	N/A	1
		P	1516 <sup>53</sup>	21516 <sup>70</sup>	41516	2524	22524	4808	224808	N/A	1
L4 2.3L 140 CID		Z	1348 <sup>53</sup>	21348 <sup>70</sup>	41348	2524	22524	4808	224808	N/A	

FOCUS SVT

L4 2.0L 121 CID		5	1516	21516 <sup>70</sup>	41516	2524	22524	4808	224808	N/A	1
-----------------	--	---	------	---------------------	-------	------	-------	------	--------	-----	---

GRAND MARQUIS

V8 4.6L 281 CID	99H	W	1372 <sup>53</sup>	21372 <sup>70</sup>	41372	6134	26134	N/A	N/A	N/A	
-----------------	-----	---	--------------------	---------------------	-------	------	-------	-----	-----	-----	--

IKON

L4 1.6L 1558cc (Mex.)			1516 <sup>53</sup>	21516 <sup>70</sup>	41516			N/A	N/A	N/A	
-----------------------	--	--	--------------------	---------------------	-------	--	--	-----	-----	-----	--

KA

L4 1.6L 1596cc (Mex.)			1516	21516	41516	209416	N/A	236820	N/A	N/A	
-----------------------	--	--	------	-------	-------	--------	-----	--------	-----	-----	--

LOBO

V8 4.6L 281CID Flex (Mex.)		W	1372 <sup>53</sup>	21372 <sup>70</sup>	41372	9883 9883FR	29883 N/A	N/A	N/A	N/A	
V8 5.4L 5400cc (Mex.)			1372 <sup>53</sup>	21372 <sup>70</sup>	41372	6804	26804	N/A	N/A	N/A	

N/A = Not Available N/R = Not Required N/S = Not Servicable For cabin air locator chart, see pages 5-12 See pages 13-16 for footnotes

1) ProSelect - Normal Driving - Traditional Change Intervals 2) NAPA Gold - Severe Driving - OE Recommended intervals 3) NAPA Platinum - Harsh Driving - OE Recommend Intervals

N/A = Non disponible N/R = Non nécessaire N/S = Non réparable Voir le tableau des filtres et d'habitacle aux pages 5-12 Voir pages 13-16 pour des notes

1) NAPA ProSelect et Argent - Conduite normale - Intervalles normaux de remplacement 2) NAPA Or - Conduite difficile - Intervalles recommandés par FEO 3) NAPA Platine - Conduite très difficile - Intervalles recommandés par FEO

N/A = No disponible N/R = No requerido N/S = No Servicable Para el aire de la cabina y tabla de localización de filtro, consulte las páginas 5-12 Ver las páginas 13-16 para las notas al pie de página

1) NAPA ProSelect y Plata - Manejo normal - Intervalos normales de cambio 2) NAPA Oro - Manejo difícil - Intervalos recomendados por el OEM 3) NAPA Platino - Manejo muy difícil - Intervalos recomendados por el OEM

*Italicized Part Numbers May Not Be Available.*

Las piezas con números en *italicas* pueden no estar disponibles.

Les numéros de pièce en *italiques* peuvent ne pas être disponibles.

P  
a  
s  
s  
C  
a  
r  
L  
i  
g  
h  
t  
T  
r  
u  
c  
k  
O  
i  
l  
-  
A  
i  
r  
-  
C  
a  
b  
i  
n



FORD 2003-2002

Pass Car Light Truck - Oil - Air - Cabin

Year/Año/Année Model/Modelo/Modele Engine/Motor/Moteur	Eng. Code Código de motor Code moteur	VIN NIV NIV	GOLD Oil Aceite Huile	ProSelect Oil Aceite Huile	Platinum Oil Aceite Huile	GOLD Air Aire Air	ProSelect Air Aire Air	GOLD Cabin Air Cabina Aire Cabine Air	ProSelect Cabin Air Cabina Aire Cabine Air	Platinum Cabin Air Cabina Aire Cabine Air	Loc. Cabin Air Cabina Aire Cabine Air
--	---	-------------------	--------------------------------	-------------------------------------	------------------------------------	----------------------------	---------------------------------	--	---	--	--

FORD (Cont'd/Suite)

**2003** (Cont'd/Suite)

**MONDEO**

L4 2.0L 122 CID (Mex.)			1348 <sup>53</sup>	21348 <sup>70</sup>	41348			4771	N/A	N/A	
V6 2.5L 2544cc (Mex.)			7203	27203	47203			4771	N/A	N/A	

**MUSTANG**

V6 3.8L 232 CID		4	1516 <sup>53</sup>	21516 <sup>70</sup>	41516	6289	26289	N/R	N/R	N/R	
V8 4.6L 281 CID	R,X		1372 <sup>53</sup>	21372 <sup>70</sup>	41372	6418	26418	N/R	N/R	N/R	
V8 4.6L 281 CID Super Charged	Y		1372 <sup>53</sup>	21372 <sup>70</sup>	41372	6418	26418	N/R	N/R	N/R	

**PICKUP F150 ALL**

V6 4.2L 256 CID		2	1516 <sup>53</sup>	21516 <sup>70</sup>	41516	6418	26418	4876 <sup>164</sup>	224876 <sup>164</sup>	N/A <sup>164</sup>	4
V8 4.6L 281 CID		6	1372 <sup>53</sup>	21372 <sup>70</sup>	41372	6418	26418	4876 <sup>164</sup>	224876 <sup>164</sup>	N/A <sup>164</sup>	4
		W	1372 <sup>53</sup>	21372 <sup>70</sup>	41372	6418	26418	4876 <sup>164</sup>	224876 <sup>164</sup>	N/A <sup>164</sup>	4
V8 5.4L 330 CID	L,M,Z		1372 <sup>53</sup>	21372 <sup>70</sup>	41372	6418	26418	4876 <sup>164</sup>	224876 <sup>164</sup>	N/A <sup>164</sup>	4

**PICKUP F150 ALL Harley Davidson**

V8 5.4L 330 CID Super Charged		3	1372 <sup>53</sup>	21372 <sup>70</sup>	41372			4876	224876	N/A	4
								4876	224876	N/A	4

**PICKUP F150 ALL Lightning**

V8 5.4L 330 CID Super Charged		3	1372 <sup>53</sup>	21372 <sup>70</sup>	41372	2572	22572	4876	224876	N/A	4
-------------------------------	--	---	--------------------	---------------------	-------	------	-------	------	--------	-----	---

**PICKUP F-SERIES SUPER DUTY (UP TO 550 SERIES)**

V10 6.8L 415 CID		S	1372 <sup>53</sup>	21372 <sup>70</sup>	41372	6418	26418	4876 <sup>164</sup>	224876 <sup>164</sup>	N/A <sup>164</sup>	4
V8 5.4L 330 CID		L	1372 <sup>53</sup>	21372 <sup>70</sup>	41372	6418	26418	4876 <sup>164</sup>	224876 <sup>164</sup>	N/A <sup>164</sup>	4
V8 6.0L 364 CID Turbo Diesel		P	7311 <sup>219</sup> 7312 <sup>53</sup>	27311 <sup>219</sup> 27312 <sup>217</sup>	N/A <sup>219</sup> 47312 <sup>217</sup>	2731 <sup>137</sup> 9490 <sup>142</sup>	N/A <sup>137</sup> N/A <sup>142</sup>	4876 <sup>164</sup>	224876 <sup>164</sup>	N/A <sup>164</sup>	4
V8 7.3L 445 CID Turbo Diesel		F	1734 <sup>53</sup>	21734 <sup>70</sup>	41734	9090 <sup>389</sup> 6728 <sup>141</sup>	N/A <sup>389</sup> 26728 <sup>141</sup>	4876 <sup>164</sup>	224876 <sup>164</sup>	N/A <sup>164</sup>	4

**RANGER**

L4 2.3L 140 CID		D	1516 <sup>53</sup>	21516 <sup>70</sup>	41516	6253	26253	N/R	N/R	N/R	
V6 3.0L 182 CID Flex		V	1516 <sup>53</sup>	21516 <sup>70</sup>	41516	6253	26253	N/R	N/R	N/R	
V6 3.0L 3000CC 183CID		U	1516 <sup>53</sup>	21516 <sup>70</sup>	41516	6253	26253	N/R	N/R	N/R	
V6 4.0L 245 CID		E	1372 <sup>53</sup>	21372 <sup>70</sup>	41372	6253	26253	N/R	N/R	N/R	

**TAURUS**

V6 3.0L 183 CID		U,2	1516 <sup>53</sup>	21516 <sup>70</sup>	41516	2385	22385	4773	224773	N/A	1
V6 3.0L 183 CID Duratec		S	1372 <sup>53</sup>	21372 <sup>70</sup>	41372	2385	22385	4773	224773	N/A	1

**THUNDERBIRD**

V8 3.9L 242 CID		A	7302 1228 <sup>286</sup>	27302 21228 <sup>286</sup>	N/A N/A <sup>286</sup>	2341	22341	4884	224884	N/A	1
-----------------	--	---	-----------------------------	-------------------------------	---------------------------	------	-------	------	--------	-----	---

**VAN E-SERIES (UP TO 450 SERIES)**

V10 6.8L 415 CID		S	1372 <sup>53</sup>	21372 <sup>70</sup>	41372	6418	26418	N/R	N/R	N/R	
V6 4.2L 256 CID		2	1516 <sup>53</sup>	21516 <sup>70</sup>	41516	6418	26418	N/R	N/R	N/R	
V8 4.6L 281 CID		W	1372 <sup>53</sup>	21372 <sup>70</sup>	41372	6418	26418	N/R	N/R	N/R	
V8 5.4L 330 CID		L,M,Z	1372 <sup>53</sup>	21372 <sup>70</sup>	41372	6418	26418	N/R	N/R	N/R	
V8 7.3L 445 CID Turbo Diesel		F	1734 <sup>53</sup>	21734 <sup>70</sup>	41734	6390	26390	N/R	N/R	N/R	

**WINDSTAR**

V6 3.8L 232 CID		4	1516 <sup>53</sup>	21516 <sup>70</sup>	41516	6416	26416	4807	224807	N/A	1
-----------------	--	---	--------------------	---------------------	-------	------	-------	------	--------	-----	---

**ZX-2**

L4 2.0L 121 CID		3	1516 <sup>53</sup>	21516 <sup>70</sup>	41516	6416	26416	4808	224808	N/A	1
-----------------	--	---	--------------------	---------------------	-------	------	-------	------	--------	-----	---

**2002**

**CLUB WAGON ECONOLINE**

V6 4.2L 4200cc (Mex.)			1516 <sup>53</sup>	21516 <sup>70</sup>	41516	6418	26418	N/A	N/A	N/A	
V8 5.0L 4951CC 302CID (Mex.)			1515 <sup>53</sup>	21515 <sup>70</sup>	41515	6418	26418	N/A	N/A	N/A	

**COURIER**

L4 1.6L 1596cc (Mex.)			1516 <sup>53</sup>	21516 <sup>70</sup>	41516			236820	N/A	N/A	
-----------------------	--	--	--------------------	---------------------	-------	--	--	--------	-----	-----	--

N/A = Not Available N/R = Not Required N/S = Not Servicable For cabin air locator chart, see pages 5-12 See pages 13-16 for footnotes

1) ProSelect - Normal Driving - Traditional Change Intervals 2) NAPA Gold - Severe Driving - OE Recommended Intervals 3) NAPA Platinum - Harsh Driving - OE Recommend Intervals

N/A = Non disponible N/R = Non nécessaire N/S = Non réparable Voir le tableau des filtres et d'habitacle aux pages 5-12 Voir pages 13-16 pour des notes

1) NAPA ProSelect et Argent - Conduite normale - Intervalles normaux de remplacement 2) NAPA Or - Conduite difficile - Intervalles recommandés par FEO 3) NAPA Platine - Conduite très difficile - Intervalles recommandés par FEO

N/A = No disponible N/R = No requerido N/S = No Servicable Para el aire de la cabina y tabla de localización de filtro, consulte las páginas 5-12 Ver las páginas 13-16 para las notas al pie de página

1) NAPA ProSelect y Plata - Manejo normal - Intervalos normales de cambio 2) NAPA Oro - Manejo difícil - Intervalos recomendados por el OEM 3) NAPA Platino - Manejo muy difícil - Intervalos recomendados por el OEM

*Italicized Part Numbers May Not Be Available.*

Las piezas con números en *italicas* pueden no estar disponibles.  
Les numéros de pièce en *italiques* peuvent ne pas être disponibles.



Pass Car Light Truck - Oil - Air - Cabin

FORD 2002

Year/Año/Année Model/Modelo/Modèle Engine/Motor/Moteur	Eng. Code Código de motor Code moteur	VIN NIV NIV	GOLD Oil Aceite Huile	ProSelect Oil Aceite Huile	Platinum Oil Aceite Huile	GOLD Air Aire Air	ProSelect Air Aire Air	GOLD Cabin Air Cabina Aire Cabine Air	ProSelect Cabin Air Cabina Aire Cabine Air	Platinum Cabin Air Cabina Aire Cabine Air	Loc. Cabin Air Cabina Aire Cabine Air
--	---	-------------------	--------------------------------	-------------------------------------	------------------------------------	----------------------------	---------------------------------	--	---	--	--

FORD (Cont'd/Suite)

2002 (Cont'd/Suite)

CROWN VICTORIA

V8 4.6L 281 CID	99H	W	1372 <sup>53</sup>	21372 <sup>70</sup>	41372	6134	26134	N/R	N/R	N/R	
V8 4.6L 281 CID CNG		9	1372 <sup>53</sup>	21372 <sup>70</sup>	41372	6134	26134	N/R	N/R	N/R	

ECONOLINE

V6 4.2L 4200cc (Mex.)			1515 <sup>53</sup>	21515 <sup>70</sup>	41515	6418	26418	N/A	N/A	N/A	
V8 5.4L 5400cc (Mex.)						6418	26418	N/A	N/A	N/A	

ESCAPE

L4 2.0L 1989cc 121 CID		B	1516 <sup>53</sup>	21516 <sup>70</sup>	41516	2793	22793	4816	224816	N/A	1
V6 3.0L 182 CID		1	1372 <sup>53</sup>	21372 <sup>70</sup>	41372	2793	22793	4816	224816	N/A	1

ESCORT

L4 2.0L 121 CID		P	1516 <sup>53</sup> DOHC 1516 <sup>53</sup> SOHC	21516 <sup>70</sup> DOHC 21516 <sup>70</sup> SOHC	41516 DOHC 41516 SOHC	6416	26416	N/R	N/R	N/R	
-----------------	--	---	--	--	--------------------------------	------	-------	-----	-----	-----	--

EXPEDITION

V10 6.8L 415 CID		S	1372 <sup>53</sup>	21372 <sup>70</sup>	41372	6418	26418	N/R	N/R	N/R	
V8 5.4L 330 CID		L	1372 <sup>53</sup>	21372 <sup>70</sup>	41372	6418	26418	N/R	N/R	N/R	
V8 7.3L 445 CID Turbo Diesel		F	1734 <sup>53</sup>	21734 <sup>70</sup>	41734	6728 <sup>141</sup> 9090 <sup>389</sup>	26728 <sup>141</sup> N/A <sup>389</sup>	N/R	N/R	N/R	

EXPEDITION

V8 4.6L 281 CID		W	1372 <sup>53</sup>	21372 <sup>70</sup>	41372	6418	26418	4876 <sup>164</sup>	224876 <sup>164</sup>	N/A <sup>164</sup>	4
V8 5.4L 330 CID		L	1372 <sup>53</sup>	21372 <sup>70</sup>	41372	6418	26418	4876 <sup>164</sup>	224876 <sup>164</sup>	N/A <sup>164</sup>	4

EXPLORER

V6 4.0L 244 CID		E,K	1372 <sup>53</sup>	21372 <sup>70</sup>	41372	2484	22484	N/R	N/R	N/R	
V8 4.6L 281CID Flex		W	1372 <sup>53</sup>	21372 <sup>70</sup>	41372	2484	22484	N/R	N/R	N/R	

EXPLORER SPORT TRAC

V6 4.0L 244 CID		E	1372 <sup>53</sup>	21372 <sup>70</sup>	41372	6253	26253	N/R	N/R	N/R	
-----------------	--	---	--------------------	---------------------	-------	------	-------	-----	-----	-----	--

F250

V6 4.2L 4200cc (Mex.)			1516 <sup>53</sup>	21516 <sup>70</sup>	41516	6418	26418	4876	224876	N/A	
V8 4.6L 4600cc (Mex.)			1372 <sup>53</sup>	21372 <sup>70</sup>	41372	6418	26418	4876	224876	N/A	

FIESTA

L4 1.5L 1591cc (Mex.)			1348 <sup>53</sup>	21348 <sup>70</sup>	41348			N/A	N/A	N/A	
-----------------------	--	--	--------------------	---------------------	-------	--	--	-----	-----	-----	--

FIESTA IKON

L4 1.6L 1596cc (Mex.)			1516 <sup>53</sup>	21516 <sup>70</sup>	41516			N/A	N/A	N/A	
-----------------------	--	--	--------------------	---------------------	-------	--	--	-----	-----	-----	--

FOCUS

L4 2.0L 121 CID		3	1516 <sup>53</sup>	21516 <sup>70</sup>	41516	2524	22524	4808	224808	N/A	1
		P	1516 <sup>53</sup>	21516 <sup>70</sup>	41516	2524	22524	4808	224808	N/A	1

FOCUS SVT

L4 2.0L 121 CID		5	1516	21516 <sup>70</sup>	41516	2524	22524	4808	224808	N/A	1
-----------------	--	---	------	---------------------	-------	------	-------	------	--------	-----	---

GRAND MARQUIS

V8 4.6L 281 CID	99H	W	1372 <sup>53</sup>	21372 <sup>70</sup>	41372	6134	26134	N/A	N/A	N/A	
-----------------	-----	---	--------------------	---------------------	-------	------	-------	-----	-----	-----	--

IKON

L4 1.6L 1558cc (Mex.)			1516 <sup>53</sup>	21516 <sup>70</sup>	41516			N/A	N/A	N/A	
-----------------------	--	--	--------------------	---------------------	-------	--	--	-----	-----	-----	--

KA

L4 1.6L 1596cc (Mex.)			1516	21516	41516	209416	N/A	236820	N/A	N/A	
-----------------------	--	--	------	-------	-------	--------	-----	--------	-----	-----	--

LOBO

V8 4.6L 281CID Flex (Mex.)		W	1372 <sup>53</sup>	21372 <sup>70</sup>	41372	9883 9883FR	29883 N/A	N/A	N/A	N/A	
V8 5.4L 5400cc (Mex.)			1372 <sup>53</sup>	21372 <sup>70</sup>	41372	6418	26418	N/A	N/A	N/A	

MONDEO

L4 2.0L 122 CID (Mex.)			1348 <sup>53</sup>	21348 <sup>70</sup>	41348			4771	N/A	N/A	
------------------------	--	--	--------------------	---------------------	-------	--	--	------	-----	-----	--

N/A = Not Available N/R = Not Required N/S = Not Servicable For cabin air locator chart, see pages 5-12 See pages 13-16 for footnotes

1) ProSelect - Normal Driving - Traditional Change Intervals 2) NAPA Gold - Severe Driving - OE Recommended intervals 3) NAPA Platinum - Harsh Driving - OE Recommend Intervals

N/A = Non disponible N/R = Non nécessaire N/S = Non réparable Voir le tableau des filtres et d'habitacle aux pages 5-12 Voir pages 13-16 pour des notes

1) NAPA ProSelect et Argent - Conduite normale - Intervalles normaux de remplacement 2) NAPA Or - Conduite difficile - Intervalles recommandés par FEO 3) NAPA Platine - Conduite très difficile - Intervalles recommandés par FEO

N/A = No disponible N/R = No requerido N/S = No Servicable Para el aire de la cabina y tabla de localización de filtro, consulte las páginas 5-12 Ver las páginas 13-16 para las notas al pie de página

1) NAPA ProSelect y Plata - Manejo normal - Intervalos normales de cambio 2) NAPA Oro - Manejo difícil - Intervalos recomendados por el OEM 3) NAPA Platino - Manejo muy difícil - Intervalos recomendados por el OEM

*Italicized Part Numbers May Not Be Available.*

Las piezas con números en *italicas* pueden no estar disponibles.

Les numéros de pièce en *italiques* peuvent ne pas être disponibles.

P  
a  
s  
s  
C  
a  
r  
L  
i  
g  
h  
t  
T  
r  
u  
c  
k  
O  
i  
l  
-  
A  
i  
r  
-  
C  
a  
b  
i  
n



FORD 2002-2001

Pass Car Light Truck - Oil - Air - Cabin

Year/Año/Année Model/Modelo/Modele Engine/Motor/Moteur	Eng. Code Código de motor Code moteur	VIN NIV NIV	GOLD Oil Aceite Huile	ProSelect Oil Aceite Huile	Platinum Oil Aceite Huile	GOLD Air Aire Air	ProSelect Air Aire Air	GOLD Cabin Air Cabina Aire Cabine Air	ProSelect Cabin Air Cabina Aire Cabine Air	Platinum Cabin Air Cabina Aire Cabine Air	Loc. Cabin Air Cabina Aire Cabine Air
--	---	-------------------	--------------------------------	-------------------------------------	------------------------------------	----------------------------	---------------------------------	--	---	--	--

FORD (Cont'd/Suite)

**2002** (Cont'd/Suite)

MONDEO (Cont'd/Suite)

V6 2.5L 2544cc (Mex.)			7203	27203	47203			4771	N/A	N/A	
-----------------------	--	--	------	-------	-------	--	--	------	-----	-----	--

MUSTANG

V6 3.8L 232 CID		4	1516 <sup>53</sup>	21516 <sup>70</sup>	41516	6289	26289	N/R	N/R	N/R	
V8 4.6L 281 CID	99H	W,X	1372 <sup>53</sup>	21372 <sup>70</sup>	41372	6418	26418	N/R	N/R	N/R	

PICKUP F150 ALL

V6 4.2L 256 CID		2	1516 <sup>53</sup>	21516 <sup>70</sup>	41516	6418	26418	4876 <sup>164</sup>	224876 <sup>164</sup>	N/A <sup>164</sup>	4
V8 4.6L 281 CID		6	1372 <sup>53</sup>	21372 <sup>70</sup>	41372	6418	26418	4876 <sup>164</sup>	224876 <sup>164</sup>	N/A <sup>164</sup>	4
		W	1372 <sup>53</sup>	21372 <sup>70</sup>	41372	6418	26418	4876 <sup>164</sup>	224876 <sup>164</sup>	N/A <sup>164</sup>	4
V8 5.4L 330 CID		L,M,Z	1372 <sup>53</sup>	21372 <sup>70</sup>	41372	6418	26418	4876 <sup>164</sup>	224876 <sup>164</sup>	N/A <sup>164</sup>	4

PICKUP F150 ALL Harley Davidson

V8 5.4L 330 CID Super Charged		3	1372 <sup>53</sup>	21372 <sup>70</sup>	41372	2572	22572	4876	224876	N/A	4
-------------------------------	--	---	--------------------	---------------------	-------	------	-------	------	--------	-----	---

PICKUP F150 ALL Lightning

V8 5.4L 330 CID Super Charged		3	1372 <sup>53</sup>	21372 <sup>70</sup>	41372	2572	22572	4876 <sup>164</sup>	224876 <sup>164</sup>	N/A <sup>164</sup>	4
-------------------------------	--	---	--------------------	---------------------	-------	------	-------	---------------------	-----------------------	--------------------	---

PICKUP F-SERIES SUPER DUTY (UP TO 550 SERIES)

V10 6.8L 415 CID		S	1372 <sup>53</sup>	21372 <sup>70</sup>	41372	6418	26418	4876 <sup>164</sup>	224876 <sup>164</sup>	N/A <sup>164</sup>	4
V8 5.4L 330 CID		L	1372 <sup>53</sup>	21372 <sup>70</sup>	41372	6418	26418	4876 <sup>164</sup>	224876 <sup>164</sup>	N/A <sup>164</sup>	4
V8 7.3L 445 CID Turbo Diesel		F	1734 <sup>53</sup>	21734 <sup>70</sup>	41734	9090 <sup>389</sup> 6728 <sup>141</sup>	N/A <sup>389</sup> 26728 <sup>141</sup>	4876 <sup>164</sup>	224876 <sup>164</sup>	N/A <sup>164</sup>	4

RANGER

L4 2.3L 140 CID		D	1516 <sup>53</sup>	21516 <sup>70</sup>	41516	6253	26253	N/R	N/R	N/R	
V6 3.0L 182 CID Flex		V	1516 <sup>53</sup>	21516 <sup>70</sup>	41516	6253	26253	N/R	N/R	N/R	
V6 3.0L 3000CC 183CID		U	1516 <sup>53</sup>	21516 <sup>70</sup>	41516	6253	26253	N/R	N/R	N/R	
V6 4.0L 244 CID		E	1372 <sup>53</sup>	21372 <sup>70</sup>	41372	6253	26253	N/R	N/R	N/R	

TAURUS

V6 3.0L 183 CID	991	S	1372 <sup>53</sup>	21372 <sup>70</sup>	41372	2385	22385	4773	224773	N/A	1
	991	U,2	1516 <sup>53</sup>	21516 <sup>70</sup>	41516	2385	22385	4773	224773	N/A	1

THUNDERBIRD

V8 3.9L 242 CID		A	1228	21228	N/A	2341	22341	4884	224884	N/A	1
-----------------	--	---	------	-------	-----	------	-------	------	--------	-----	---

VAN E-SERIES (UP TO 450 SERIES)

V10 6.8L 415 CID		S	1372 <sup>53</sup> 1372 <sup>53</sup>	21372 <sup>70</sup> 21372 <sup>70</sup>	41372 41372	6418 6418	26418 26418	N/A	N/A	N/A	
V6 4.2L 256 CID		2	1516 <sup>53</sup>	21516 <sup>70</sup>	41516	6418	26418	N/R	N/R	N/R	
V8 4.6L 281 CID		W	1372 <sup>53</sup>	21372 <sup>70</sup>	41372	6418	26418	N/R	N/R	N/R	
V8 5.4L 330 CID		L,M,Z	1372 <sup>53</sup> 1372 <sup>53</sup>	21372 <sup>70</sup> 21372 <sup>70</sup>	41372 41372	6418 6418	26418 26418	N/A	N/A	N/A	
V8 7.3L 445 CID Turbo Diesel		F	1734 <sup>53</sup> 1734 <sup>53</sup>	21734 <sup>70</sup> 21734 <sup>70</sup>	41734 41734	6390 6390	26390 26390	N/A	N/A	N/A	

WINDSTAR

V6 3.8L 232 CID		4	1516 <sup>53</sup>	21516 <sup>70</sup>	41516	6416	26416	4807	224807	N/A	1
-----------------	--	---	--------------------	---------------------	-------	------	-------	------	--------	-----	---

ZX-2

L4 2.0L 121 CID DOHC		3	1516 <sup>53</sup>	21516 <sup>70</sup>	41516	6416	26416	4808	224808	N/A	1
----------------------	--	---	--------------------	---------------------	-------	------	-------	------	--------	-----	---

**2001**

CLUB WAGON ECONOLINE

V6 4.2L 4200cc (Mex.)			1516 <sup>53</sup>	21516 <sup>70</sup>	41516	6418	26418	N/A	N/A	N/A	
V8 5.0L Diesel (Mex.)			1372 <sup>53</sup>	21372 <sup>70</sup>	41372	6418	26418	N/A	N/A	N/A	
V8 5.0L 4951CC 302CID (Mex.)			1515 <sup>53</sup>	21515 <sup>70</sup>	41515	6418	26418	N/A	N/A	N/A	

COURIER

L4 1.6L 1596cc (Mex.)			1516 <sup>53</sup>	21516 <sup>70</sup>	41516			236820	N/A	N/A	
-----------------------	--	--	--------------------	---------------------	-------	--	--	--------	-----	-----	--

CROWN VICTORIA

V8 4.6L 281 CID	99H	W	1372 <sup>53</sup>	21372 <sup>70</sup>	41372	6134	26134	N/R	N/R	N/R	
-----------------	-----	---	--------------------	---------------------	-------	------	-------	-----	-----	-----	--

N/A = Not Available N/R = Not Required N/S = Not Servicable For cabin air locator chart, see pages 5-12 See pages 13-16 for footnotes

1) ProSelect - Normal Driving - Traditional Change Intervals 2) NAPA Gold - Severe Driving - OE Recommended intervals 3) NAPA Platinum - Harsh Driving - OE Recommend Intervals

N/A = Non disponible N/R = Non nécessaire N/S = Non réparable Voir le tableau des filtres et d'habitacle aux pages 5-12 Voir pages 13-16 pour des notes

1) NAPA ProSelect et Argent - Conduite normale - Intervalles normaux de remplacement 2) NAPA Or - Conduite difficile - Intervalles recommandés par FEO 3) NAPA Platine - Conduite très difficile - Intervalles recommandés par FEO

N/A = No disponible N/R = No requerido N/S = No Servicable Para el aire de la cabina y tabla de localización de filtro, consulte las páginas 5-12 Ver las páginas 13-16 para las notas al pie de página

1) NAPA ProSelect y Plata - Manejo normal - Intervalos normales de cambio 2) NAPA Oro - Manejo difícil - Intervalos recomendados por el OEM 3) NAPA Platino - Manejo muy difícil - Intervalos recomendados por el OEM

*Italicized Part Numbers May Not Be Available.*

Las piezas con números en *italicas* pueden no estar disponibles.  
Les numéros de pièce en *italiques* peuvent ne pas être disponibles.



Pass Car Light Truck - Oil - Air - Cabin

FORD 2001

Year/Año/Année Model/Modelo/Modele Engine/Motor/Moteur	Eng. Code Código de motor Code moteur	VIN NIV NIV	GOLD Oil Aceite Huile	ProSelect Oil Aceite Huile	Platinum Oil Aceite Huile	GOLD Air Aire Air	ProSelect Air Aire Air	GOLD Cabin Air Cabina Aire Cabine Air	ProSelect Cabin Air Cabina Aire Cabine Air	Platinum Cabin Air Cabina Aire Cabine Air	Loc. Cabin Air Cabina Aire Cabine Air
--	---	-------------------	--------------------------------	-------------------------------------	------------------------------------	----------------------------	---------------------------------	--	---	--	--

FORD (Cont'd/Suite)

**2001** (Cont'd/Suite)

CROWN VICTORIA (Cont'd/Suite)

V8 4.6L 281 CID CNG		9	1372 <sup>53</sup>	21372 <sup>70</sup>	41372	6134	26134	N/R	N/R	N/R	
---------------------	--	---	--------------------	---------------------	-------	------	-------	-----	-----	-----	--

ECONOLINE

V6 4.2L 4200cc (Mex.)			1515 <sup>53</sup>	21515 <sup>70</sup>	41515	6418	26418	N/A	N/A	N/A	
-----------------------	--	--	--------------------	---------------------	-------	------	-------	-----	-----	-----	--

ESCAPE

L4 2.0L 1989cc 121 CID		B	1516 <sup>53</sup>	21516 <sup>70</sup>	41516	2793	22793	4816	224816	N/A	1
V6 3.0L 182 CID		1	1372 <sup>53</sup>	21372 <sup>70</sup>	41372	2793	22793	4816	224816	N/A	1

ESCORT

L4 2.0L 121 CID		P	1516 <sup>53</sup>	21516 <sup>70</sup>	41516	6416	26416	N/R	N/R	N/R	
L4 2.0L 121 CID DOHC		3	1516	21516 <sup>70</sup>	41516	6416	26416	N/R	N/R	N/R	

EXCURSION

V10 6.8L 415 CID		S	1372 <sup>53</sup>	21372 <sup>70</sup>	41372	6418	26418	N/R	N/R	N/R	
V8 5.4L 330 CID		L	1372 <sup>53</sup>	21372 <sup>70</sup>	41372	6418	26418	N/R	N/R	N/R	
V8 7.3L 445 CID Turbo Diesel		F	1734 <sup>53</sup>	21734 <sup>70</sup>	41734	6648 9090 <sup>389</sup>	26728 N/A <sup>389</sup>	N/R	N/R	N/R	

EXPEDITION

V8 4.6L 281 CID		6	1372 <sup>53</sup>	21372 <sup>70</sup>	41372	6418	26418	4876 <sup>164</sup>	224876 <sup>164</sup>	N/A <sup>164</sup>	4
V8 5.4L 330 CID		L	1372 <sup>53</sup>	21372 <sup>70</sup>	41372	6418	26418	4876 <sup>164</sup>	224876 <sup>164</sup>	N/A <sup>164</sup>	4

EXPLORER

V6 4.0L 244 CID		E,K	1372 <sup>53</sup> Metric Thd. 1515 <sup>53</sup> Std. Thd.	21372 <sup>70</sup> Metric Thd. 21515 <sup>70</sup> Std. Thd.	41372 Metric Thd. 41515 Std. Thd.	6253	26253	N/R	N/R	N/R	
V8 5.0L 302 CID		P	1372 <sup>53</sup>	21372 <sup>70</sup>	41372	6253	26253	N/R	N/R	N/R	

EXPLORER SPORT TRAC

V6 4.0L 244 CID		E	1372 <sup>53</sup> Metric Thd. 1515 <sup>53</sup> Std. Thd.	21372 <sup>70</sup> Metric Thd. 21515 <sup>70</sup> Std. Thd.	41372 Metric Thd. 41515 Std. Thd.	6253	26253	N/R	N/R	N/R	
-----------------	--	---	--	--	--	------	-------	-----	-----	-----	--

F250

V6 4.2L 4200cc (Mex.)			1516 <sup>53</sup>	21516 <sup>70</sup>	41516	6418	26418	4876	224876	N/A	
V8 4.6L 4600cc (Mex.)			1372 <sup>53</sup>	21372 <sup>70</sup>	41372	6418	26418	4876	224876	N/A	

FIESTA

L4 1.3L 81 CID (Mex.)			1348 <sup>53</sup>	21348 <sup>70</sup>	41348			N/A	N/A	N/A	
L4 1.5L 1591cc (Mex.)			1348 <sup>53</sup>	21348 <sup>70</sup>	41348			N/A	N/A	N/A	

FIESTA IKON

L4 1.6L 1596cc (Mex.)			1516 <sup>53</sup>	21516 <sup>70</sup>	41516			N/A	N/A	N/A	
-----------------------	--	--	--------------------	---------------------	-------	--	--	-----	-----	-----	--

FOCUS

L4 2.0L 121 CID		3	1516 <sup>53</sup>	21516 <sup>70</sup>	41516	2524	22524	4808	224808	N/A	1
		P	1516 <sup>53</sup>	21516 <sup>70</sup>	41516	2524	22524	4808	224808	N/A	1

GRAND MARQUIS

V8 4.6L 281 CID	99H	W	1372 <sup>53</sup>	21372 <sup>70</sup>	41372	6134	26134	N/A	N/A	N/A	
-----------------	-----	---	--------------------	---------------------	-------	------	-------	-----	-----	-----	--

IKON

L4 1.6L 1558cc (Mex.)			1516 <sup>53</sup>	21516 <sup>70</sup>	41516			N/A	N/A	N/A	
-----------------------	--	--	--------------------	---------------------	-------	--	--	-----	-----	-----	--

KA

L4 1.6L 1596cc (Mex.)			1516	21516	41516	209416	N/A	236820	N/A	N/A	
-----------------------	--	--	------	-------	-------	--------	-----	--------	-----	-----	--

LOBO

V8 4.6L 281CID Flex (Mex.)		W	1372 <sup>53</sup>	21372 <sup>70</sup>	41372	9883 9883FR	29883 N/A	N/A	N/A	N/A	
V8 5.4L 5400cc (Mex.)			1372 <sup>53</sup>	21372 <sup>70</sup>	41372	6418	26418	N/A	N/A	N/A	

MONDEO

L4 2.0L 122 CID (Mex.)			1348 <sup>53</sup>	21348 <sup>70</sup>	41348			4771	N/A	N/A	
------------------------	--	--	--------------------	---------------------	-------	--	--	------	-----	-----	--

N/A = Not Available N/R = Not Required N/S = Not Servicable For cabin air locator chart, see pages 5-12 See pages 13-16 for footnotes

1) ProSelect - Normal Driving - Traditional Change Intervals 2) NAPA Gold - Severe Driving - OE Recommended intervals 3) NAPA Platinum - Harsh Driving - OE Recommend Intervals

N/A = Non disponible N/R = Non nécessaire N/S = Non réparable Voir le tableau des filtres et d'habitacle aux pages 5-12 Voir pages 13-16 pour des notes

1) NAPA ProSelect et Argent - Conduite normale - Intervalles normaux de remplacement 2) NAPA Or - Conduite difficile - Intervalles recommandés par FEO 3) NAPA Platine - Conduite très difficile - Intervalles recommandés par FEO

N/A = No disponible N/R = No requerido N/S = No Servicable Para el aire de la cabina y tabla de localización de filtro, consulte las páginas 5-12 Ver las páginas 13-16 para las notas al pie de página

1) NAPA ProSelect y Plata - Manejo normal - Intervalles normales de cambio 2) NAPA Oro - Manejo difícil - Intervalles recomendados por el OEM 3) NAPA Platino - Manejo muy difícil - Intervalles recomendados por el OEM

*Italicized Part Numbers May Not Be Available.*

Las piezas con números en *italicas* pueden no estar disponibles.

Les numéros de pièce en *italiques* peuvent ne pas être disponibles.

P  
a  
s  
s  
C  
a  
r  
L  
i  
g  
h  
t  
T  
r  
u  
c  
k  
O  
i  
l  
-  
A  
i  
r  
-  
C  
a  
b  
i  
n



Year/Año/Année Model/Modelo/Modèle Engine/Motor/Moteur	Eng. Code Código de motor Code moteur	VIN NIV NIV	GOLD Oil Aceite Huile	ProSelect Oil Aceite Huile	Platinum Oil Aceite Huile	GOLD Air Aire Air	ProSelect Air Aire Air	GOLD Cabin Air Cabina Aire Cabine Air	ProSelect Cabin Air Cabina Aire Cabine Air	Platinum Cabin Air Cabina Aire Cabine Air	Loc. Cabin Air Cabina Aire Cabine Air
--	---	-------------------	--------------------------------	-------------------------------------	------------------------------------	----------------------------	---------------------------------	--	---	--	--

FORD (Cont'd/Suite)

**2001** (Cont'd/Suite)

MONDEO (Cont'd/Suite)

V6 2.5L 2544cc (Mex.)			1372 <sup>53</sup>	21372 <sup>70</sup>	41372			4771	N/A	N/A	
-----------------------	--	--	--------------------	---------------------	-------	--	--	------	-----	-----	--

MUSTANG

V6 3.8L 232 CID		4	1516 <sup>53</sup>	21516 <sup>70</sup>	41516	6289	26289	N/R	N/R	N/R	
V8 4.6L 281 CID	99H	V,W,X	1372 <sup>53</sup>	21372 <sup>70</sup>	41372	6418	26418	N/R	N/R	N/R	

PICKUP F150 ALL

V6 4.2L 256 CID		2	1516 <sup>53</sup>	21516 <sup>70</sup>	41516	6418	26418	4876 <sup>164</sup>	224876 <sup>164</sup>	N/A <sup>164</sup>	4
V8 4.6L 281 CID		W	1372 <sup>53</sup>	21372 <sup>70</sup>	41372	6418	26418	4876 <sup>164</sup>	224876 <sup>164</sup>	N/A <sup>164</sup>	4
V8 5.4L 330 CID		L,M,Z	1372 <sup>53</sup>	21372 <sup>70</sup>	41372	6418	26418	4876 <sup>164</sup>	224876 <sup>164</sup>	N/A <sup>164</sup>	4

PICKUP F150 ALL Lightning

V8 5.4L 330 CID Super Charged		3	1372 <sup>53</sup>	21372 <sup>70</sup>	41372	2572	22572	4876 <sup>164</sup>	224876 <sup>164</sup>	N/A <sup>164</sup>	4
-------------------------------	--	---	--------------------	---------------------	-------	------	-------	---------------------	-----------------------	--------------------	---

PICKUP F-SERIES SUPER DUTY (UP TO 550 SERIES)

V10 6.8L 415 CID		S	1372 <sup>53</sup>	21372 <sup>70</sup>	41372	6418	26418	4876 <sup>164</sup>	224876 <sup>164</sup>	N/A <sup>164</sup>	4
V8 5.4L 330 CID		L	1372 <sup>53</sup>	21372 <sup>70</sup>	41372	6418	26418	4876 <sup>164</sup>	224876 <sup>164</sup>	N/A <sup>164</sup>	4
V8 7.3L 445 CID Turbo Diesel		F	1734 <sup>53</sup>	21734 <sup>70</sup>	41734	6728 <sup>141</sup> 9090 <sup>389</sup>	26728 <sup>141</sup> N/A <sup>389</sup>	4876 <sup>164</sup>	224876 <sup>164</sup>	N/A <sup>164</sup>	4

RANGER

L4 2.3L 140 CID		D	1516 <sup>53</sup>	21516 <sup>70</sup>	41516	6253	26253	N/R	N/R	N/R	
L4 2.3L 2300cc (Mex.)			1516 <sup>53</sup>	21516 <sup>70</sup>	41516	6253	26253	N/A	N/A	N/A	
L4 2.5L 2488cc 152 CID		B,C	1516 <sup>53</sup>	21516 <sup>70</sup>	41516	6253	26253	N/R	N/R	N/R	
V6 3.0L 182 CID Flex		V	1516 <sup>53</sup>	21516 <sup>70</sup>	41516	6253	26253	N/R	N/R	N/R	
V6 3.0L 3000CC 183CID		U	1516 <sup>53</sup>	21516 <sup>70</sup>	41516	6253	26253	N/R	N/R	N/R	
V6 4.0L 244 CID		E,X	1372 <sup>53</sup> Metric Thd. 1515 <sup>53</sup> Std. Thd.	21372 <sup>70</sup> Metric Thd. 21515 <sup>70</sup> Std. Thd.	41372 Metric Thd. 41515 Std. Thd.	6253	26253	N/R	N/R	N/R	

SABLE

V6 3.0L 183 CID (Mex.)	991		1372 <sup>53</sup>	21372 <sup>70</sup>	41372	6051	26051	4773	224773	N/A	
------------------------	-----	--	--------------------	---------------------	-------	------	-------	------	--------	-----	--

TAURUS

V6 3.0L 183 CID	991	S	1372 <sup>53</sup>	21372 <sup>70</sup>	41372	2385	22385	4773	224773	N/A	1
	991	U,2	1516 <sup>53</sup>	21516 <sup>70</sup>	41516	2385	22385	4773	224773	N/A	1

VAN E-SERIES (UP TO 450 SERIES)

V10 6.8L 415 CID		S	1372 <sup>53</sup>	21372 <sup>70</sup>	41372	6418	26418	N/R	N/R	N/R	
V6 4.2L 256 CID		2	1516 <sup>53</sup>	21516 <sup>70</sup>	41516	6418	26418	N/R	N/R	N/R	
V8 4.6L 281 CID		W	1372 <sup>53</sup>	21372 <sup>70</sup>	41372	6418	26418	N/R	N/R	N/R	
V8 5.4L 330 CID		L,M,Z	1372 <sup>53</sup>	21372 <sup>70</sup>	41372	6418	26418	N/R	N/R	N/R	
V8 7.3L 445 CID Turbo Diesel		F	1734 <sup>53</sup>	21734 <sup>70</sup>	41734	6390	26390	N/R	N/R	N/R	

WINDSTAR

V6 3.8L 232 CID		4	1516 <sup>53</sup>	21516 <sup>70</sup>	41516	6416	26416	4807	224807	N/A	1
-----------------	--	---	--------------------	---------------------	-------	------	-------	------	--------	-----	---

FOTON

**2010**

OLN 4500

V6 4.0L (Mex.)			1806	N/A	N/A			N/A	N/A	N/A	
----------------	--	--	------	-----	-----	--	--	-----	-----	-----	--

OLN 5500

V6 4.0L (Mex.)			1806	N/A	N/A			N/A	N/A	N/A	
----------------	--	--	------	-----	-----	--	--	-----	-----	-----	--

FREIGHTLINER

**2022**

SPRINTER VAN 1500

L4 2.0L 2000CC 122CID Turbo			107515	N/A	4107515	9876	29876	230090 <sup>78</sup> 230681 <sup>79</sup>	N/A <sup>78</sup> N/A <sup>79</sup>	N/A <sup>78</sup> N/A <sup>79</sup>	
-----------------------------	--	--	--------	-----	---------	------	-------	--	--	--	--

N/A = Not Available N/R = Not Required N/S = Not Servicable For cabin air locator chart, see pages 5-12 See pages 13-16 for footnotes

1) ProSelect - Normal Driving - Traditional Change Intervals 2) NAPA Gold - Severe Driving - OE Recommended intervals 3) NAPA Platinum - Harsh Driving - OE Recommend Intervals

N/A = Non disponible N/R = Non nécessaire N/S = Non réparable Voir le tableau des filtres et d'habitacle aux pages 5-12 Voir pages 13-16 pour des notes

1) NAPA ProSelect et Argent - Conduite normale - Intervalles normaux de remplacement 2) NAPA Or - Conduite difficile - Intervalles recommandés par FEO 3) NAPA Platine - Conduite très difficile - Intervalles recommandés par FEO

N/A = No disponible N/R = No requerido N/S = No Servicable Para el aire de la cabina y tabla de localización de filtro, consulte las páginas 5-12 Ver las páginas 13-16 para las notas al pie de página

1) NAPA ProSelect y Plata - Manejo normal - Intervalos normales de cambio 2) NAPA Oro - Manejo difícil - Intervalos recomendados por el OEM 3) NAPA Platino - Manejo muy difícil - Intervalos recomendados por el OEM

*Italicized Part Numbers May Not Be Available.*

Las piezas con números en *italicas* pueden no estar disponibles.  
Les numéros de pièce en *italiques* peuvent ne pas être disponibles.





Pass Car Light Truck - Oil - Air - Cabin

FREIGHTLINER 2022-2019

Year/Año/Année Model/Modelo/Modèle Engine/Motor/Moteur	Eng. Code Código de motor Code moteur	VIN NIV NIV	GOLD Oil Aceite Huile	ProSelect Oil Aceite Huile	Platinum Oil Aceite Huile	GOLD Air Aire Air	ProSelect Air Aire Air	GOLD Cabin Air Cabina Aire Cabine Air	ProSelect Cabin Air Cabina Aire Cabine Air	Platinum Cabin Air Cabina Aire Cabine Air	Loc. Cabin Air Cabina Aire Cabine Air
--	---	-------------------	--------------------------------	-------------------------------------	------------------------------------	----------------------------	---------------------------------	--	---	--	--

FREIGHTLINER (Cont'd/Suite)

**2022** (Cont'd/Suite)

**SPRINTER VAN 2500**

L4 2.0L 2000CC 122CID Turbo			107515	N/A	4107515	9876	29876	230090 <sup>78</sup> 230681 <sup>79</sup>	N/A <sup>78</sup> N/A <sup>79</sup>	N/A <sup>78</sup> N/A <sup>79</sup>	
V6 3.0L 2987cc Turbo Diesel		5	7062	27062	N/A	9876	29876	230090 230681	N/A N/A	N/A N/A	3 3

**SPRINTER VAN 3500**

L4 2.0L 2000CC 122CID Turbo			107515	N/A	4107515	9876	29876	230090 <sup>78</sup> 230681 <sup>79</sup>	N/A <sup>78</sup> N/A <sup>79</sup>	N/A <sup>78</sup> N/A <sup>79</sup>	
V6 3.0L 2987cc Turbo Diesel		5	7062	27062	N/A	9876	29876	230090 230681	N/A N/A	N/A N/A	3 3

**2021**

**SPRINTER VAN 1500**

L4 2.0L 2000CC 122CID Turbo			107515	N/A	4107515	9876	29876	230090 <sup>78</sup> 230681 <sup>79</sup>	N/A <sup>78</sup> N/A <sup>79</sup>	N/A <sup>78</sup> N/A <sup>79</sup>	
-----------------------------	--	--	--------	-----	---------	------	-------	--	--	--	--

**SPRINTER VAN 2500**

L4 2.0L 2000CC 122CID Turbo			107515	N/A	4107515	9876	29876	230090 <sup>78</sup> 230681 <sup>79</sup>	N/A <sup>78</sup> N/A <sup>79</sup>	N/A <sup>78</sup> N/A <sup>79</sup>	
V6 3.0L 2987cc Turbo Diesel		5	7062	27062	N/A	9876	29876	9366 230681	N/A N/A	N/A N/A	3 3

**SPRINTER VAN 3500**

V6 3.0L 2987cc Turbo Diesel		5	7062	27062	N/A	9876	29876	230090 230681	N/A N/A	N/A N/A	3 3
-----------------------------	--	---	------	-------	-----	------	-------	------------------	------------	------------	--------

**2020**

**SPRINTER VAN 1500**

L4 2.0L 2000CC 122CID Turbo			107515	N/A	4107515			230090 <sup>78</sup> 230681 <sup>79</sup>	N/A <sup>78</sup> N/A <sup>79</sup>	N/A <sup>78</sup> N/A <sup>79</sup>	
-----------------------------	--	--	--------	-----	---------	--	--	--	--	--	--

**SPRINTER VAN 2500**

L4 2.0L 2000CC 122CID Turbo			107515	N/A	4107515	9876	29876	230090 <sup>78</sup> 230681 <sup>79</sup>	N/A <sup>78</sup> N/A <sup>79</sup>	N/A <sup>78</sup> N/A <sup>79</sup>	
V6 3.0L 2987cc Turbo Diesel		5	7062	27062	N/A	9876	29876	9366 230681	N/A N/A	N/A N/A	3 3

**SPRINTER VAN 3500**

V6 3.0L 2987cc Turbo Diesel		5	7062	27062	N/A	9876	29876	9366 230681	N/A N/A	N/A N/A	3 3
-----------------------------	--	---	------	-------	-----	------	-------	----------------	------------	------------	--------

**SPRINTER VAN 4500**

V6 3.0L 2987cc Turbo Diesel			7062	27062	N/A	9876	29876	230090 230681	N/A N/A	N/A N/A	3 3
-----------------------------	--	--	------	-------	-----	------	-------	------------------	------------	------------	--------

**2019**

**SPRINTER VAN 1500**

L4 2.0L 2000CC 122CID Turbo			107515	N/A	4107515	9876	29876	230090 <sup>78</sup> 230681 <sup>79</sup>	N/A <sup>78</sup> N/A <sup>79</sup>	N/A <sup>78</sup> N/A <sup>79</sup>	
-----------------------------	--	--	--------	-----	---------	------	-------	--	--	--	--

**SPRINTER VAN 2500**

L4 2.0L 2000CC 122CID Turbo			107515	N/A	4107515	9876	29876	230090 <sup>78</sup> 230681 <sup>79</sup>	N/A <sup>78</sup> N/A <sup>79</sup>	N/A <sup>78</sup> N/A <sup>79</sup>	
V6 3.0L 2987cc Turbo Diesel		5	7062	27062	N/A	9876	29876	9366 230681	N/A N/A	N/A N/A	3 3

**SPRINTER VAN 3500**

V6 3.0L 2987cc Turbo Diesel		5	7062	27062	N/A	9876	29876	9366 230681	N/A N/A	N/A N/A	3 3
-----------------------------	--	---	------	-------	-----	------	-------	----------------	------------	------------	--------

**SPRINTER VAN 4500**

V6 3.0L 2987cc Turbo Diesel			7062	27062	N/A	9876	29876	230090 230681	N/A N/A	N/A N/A	3 3
-----------------------------	--	--	------	-------	-----	------	-------	------------------	------------	------------	--------

N/A = Not Available N/R = Not Required N/S = Not Servicable For cabin air locator chart, see pages 5-12 See pages 13-16 for footnotes

1) ProSelect - Normal Driving - Traditional Change Intervals 2) NAPA Gold - Severe Driving - OE Recommended intervals 3) NAPA Platinum - Harsh Driving - OE Recommend Intervals

N/A = Non disponible N/R = Non nécessaire N/S = Non réparable Voir le tableau des filtres et d'habitacle aux pages 5-12 Voir pages 13-16 pour des notes

1) NAPA ProSelect et Argent - Conduite normale - Intervalles normaux de remplacement 2) NAPA Or - Conduite difficile - Intervalles recommandés par FEO 3) NAPA Platine - Conduite très difficile - Intervalles recommandés par FEO

N/A = No disponible N/R = No requerido N/S = No Servicable Para el aire de la cabina y tabla de localización de filtro, consulte las páginas 5-12 Ver las páginas 13-16 para las notas al pie de página

1) NAPA ProSelect y Plata - Manejo normal - Intervalos normales de cambio 2) NAPA Oro - Manejo difícil - Intervalos recomendados por el OEM 3) NAPA Platino - Manejo muy difícil - Intervalos recomendados por el OEM

*Italicized Part Numbers May Not Be Available.*

Las piezas con números en *italicas* pueden no estar disponibles.

Les numéros de pièce en *italiques* peuvent ne pas être disponibles.

P  
a  
s  
s  
C  
a  
r  
L  
i  
g  
h  
t  
T  
r  
u  
c  
k  
O  
i  
l  
-  
A  
i  
r  
-  
C  
a  
b  
i  
n



## FREIGHTLINER 2018-2009

## Pass Car Light Truck - Oil - Air - Cabin

Year/Año/Année Model/Modelo/Modèle Engine/Motor/Moteur	Eng. Code Código de motor Code moteur	VIN NIV NIV	GOLD Oil Aceite Huile	ProSelect Oil Aceite Huile	Platinum Oil Aceite Huile	GOLD Air Aire Air	ProSelect Air Aire Air	GOLD Cabin Air Cabina Aire Cabine Air	ProSelect Cabin Air Cabina Aire Cabine Air	Platinum Cabin Air Cabina Aire Cabine Air	Loc. Cabin Air Cabina Aire Cabine Air
--	---	-------------------	--------------------------------	-------------------------------------	------------------------------------	----------------------------	---------------------------------	--	---	--	--

## FREIGHTLINER (Cont'd/Suite)

**2018**

## SPRINTER VAN

V6 3.0L 2987cc Turbo Diesel		5	7062	27062	N/A	9876	29876	9366	N/A	N/A	3
-----------------------------	--	---	------	-------	-----	------	-------	------	-----	-----	---

**2017**

## SPRINTER VAN

L4 2.1L 2143cc 131 CID Turbo Diesel			100026	2100026	N/A	9876	29876	9366	N/A	N/A	
V6 3.0L 2987cc Turbo Diesel		5	7062	27062	N/A	9876	29876	9366	N/A	N/A	3

**2016**

## SPRINTER VAN

L4 2.1L 2143cc 131 CID Turbo Diesel			100026	2100026	N/A	9876	29876	9366	N/A	N/A	
V6 3.0L 2987cc Turbo Diesel		5	7062	27062	N/A	9876	29876	9366 <sup>155</sup> N/A <sup>228</sup>	N/A <sup>155</sup> N/A <sup>228</sup>	N/A <sup>155</sup> N/A <sup>228</sup>	3 3

**2015**

## SPRINTER VAN

L4 2.1L 2143cc 131 CID Turbo Diesel			100026	2100026	N/A	9876	29876	9366	N/A	N/A	
V6 3.0L 2987cc Turbo Diesel		5	7062	27062	N/A	9876	29876	9366 N/A <sup>228</sup>	N/A N/A <sup>228</sup>	N/A N/A <sup>228</sup>	3 3

**2014**

## SPRINTER VAN

L4 2.1L 2143cc 131 CID Turbo Diesel			100026	2100026	N/A	9876	29876	9366	N/A	N/A	
V6 3.0L 2987cc Turbo Diesel	EXM	5	7062	27062	N/A	9876	29876	9366 <sup>155</sup> N/A <sup>228</sup>	N/A <sup>155</sup> N/A <sup>228</sup>	N/A <sup>155</sup> N/A <sup>228</sup>	3 3

**2013**

## SPRINTER VAN

V6 3.0L 2987cc Turbo Diesel	EXM	5	7062	27062	N/A	9876	29876	9366 <sup>155</sup> N/A <sup>155</sup>	N/A <sup>155</sup> N/A <sup>155</sup>	N/A <sup>155</sup> N/A <sup>155</sup>	3 3
-----------------------------	-----	---	------	-------	-----	------	-------	---	--	--	--------

**2012**

## SPRINTER VAN

V6 3.0L 2987cc Turbo Diesel	EXM	5	7062	27062	N/A	9876	29876	9366 <sup>155</sup> N/A <sup>155</sup>	N/A <sup>155</sup> N/A <sup>155</sup>	N/A <sup>155</sup> N/A <sup>155</sup>	3 3
-----------------------------	-----	---	------	-------	-----	------	-------	---	--	--	--------

**2011**

## SPRINTER VAN

V6 3.0L 2987cc Turbo Diesel	EXM	5	7062	27062	N/A	9876	29876	9366 <sup>155</sup> N/A <sup>155</sup>	N/A <sup>155</sup> N/A <sup>155</sup>	N/A <sup>155</sup> N/A <sup>155</sup>	3 3
-----------------------------	-----	---	------	-------	-----	------	-------	---	--	--	--------

**2010**

## SPRINTER VAN

V6 3.0L 2987cc Turbo Diesel	EXM	5	7062	27062	N/A	9876	29876	9366 <sup>155</sup> N/A <sup>155</sup>	N/A <sup>155</sup> N/A <sup>155</sup>	N/A <sup>155</sup> N/A <sup>155</sup>	3 3
-----------------------------	-----	---	------	-------	-----	------	-------	---	--	--	--------

**2009**

## SPRINTER VAN

V6 3.0L 2987cc Turbo Diesel	EXM	5	7062	27062	N/A	9876	29876	9366 <sup>155</sup> N/A <sup>155</sup>	N/A <sup>155</sup> N/A <sup>155</sup>	N/A <sup>155</sup> N/A <sup>155</sup>	3 3
-----------------------------	-----	---	------	-------	-----	------	-------	---	--	--	--------

N/A = Not Available N/R = Not Required N/S = Not Servicable For cabin air locator chart, see pages 5-12 See pages 13-16 for footnotes

1) ProSelect - Normal Driving - Traditional Change Intervals 2) NAPA Gold - Severe Driving - OE Recommended intervals 3) NAPA Platinum - Harsh Driving - OE Recommend Intervals

N/A = Non disponible N/R = Non nécessaire N/S = Non réparable Voir le tableau des filtres et d'habitacle aux pages 5-12 Voir pages 13-16 pour des notes

1) NAPA ProSelect et Argent - Conduite normale - Intervalles normaux de remplacement 2) NAPA Or - Conduite difficile - Intervalles recommandés par FEO 3) NAPA Platine - Conduite très difficile - Intervalles recommandés par FEO

N/A = No disponible N/R = No requerido N/S = No Servicable Para el aire de la cabina y tabla de localización de filtro, consulte las páginas 5-12 Ver las páginas 13-16 para las notas al pie de página

1) NAPA ProSelect y Plata - Manejo normal - Intervalos normales de cambio 2) NAPA Oro - Manejo difícil - Intervalos recomendados por el OEM 3) NAPA Platino - Manejo muy difícil - Intervalos recomendados por el OEM

*Italicized Part Numbers May Not Be Available.*Las piezas con números en *italicas* pueden no estar disponibles.  
Les numéros de pièce en *italiques* peuvent ne pas être disponibles.



Pass Car Light Truck - Oil - Air - Cabin

FREIGHTLINER 2008 —  
GENESIS 2023

Year/Año/Année Model/Modelo/Modèle Engine/Motor/Moteur	Eng. Code Código de motor Code moteur	VIN NIV NIV	GOLD Oil Aceite Huile	ProSelect Oil Aceite Huile	Platinum Oil Aceite Huile	GOLD Air Aire Air	ProSelect Air Aire Air	GOLD Cabin Air Cabina Aire Cabine Air	ProSelect Cabin Air Cabina Aire Cabine Air	Platinum Cabin Air Cabina Aire Cabine Air	Loc. Cabin Air Cabina Aire Cabine Air
--	---	-------------------	--------------------------------	-------------------------------------	------------------------------------	----------------------------	---------------------------------	--	---	--	--

FREIGHTLINER (Cont'd/Suite)

2008

SPRINTER VAN

V6 3.0L 2987cc Turbo Diesel	EXM	5	7062	27062	N/A	9876	29876	9366 <sup>155</sup> N/A <sup>155</sup>	N/A <sup>155</sup> N/A <sup>155</sup>	N/A <sup>155</sup> N/A <sup>155</sup>	3 3
V6 3.5L 3498cc	EG2	6	7078	27078	N/A	9876	29876	9366 <sup>155</sup> N/A <sup>155</sup>	N/A <sup>155</sup> N/A <sup>155</sup>	N/A <sup>155</sup> N/A <sup>155</sup>	3 3

2007

SPRINTER VAN

V6 3.0L 2987cc Turbo Diesel	EXM	5	7062	27062	N/A	9876	29876	9262	N/A	N/A	3
V6 3.5L 3498cc	EG2	6	7078	27078	N/A	9876	29876	9262	N/A	N/A	3

2006

SPRINTER VAN

L5 2.7L 2687cc 165 CID Turbo Diesel		4	7038	27038	N/A	2351	N/A	9262	N/A	N/A	1
-------------------------------------	--	---	------	-------	-----	------	-----	------	-----	-----	---

2005

SPRINTER VAN

L5 2.7L 2687cc 165 CID Turbo Diesel		4	7038	27038	N/A	2351	N/A	9262	N/A	N/A	1
-------------------------------------	--	---	------	-------	-----	------	-----	------	-----	-----	---

2004

SPRINTER VAN

L5 2.7L 2687cc 165 CID Turbo Diesel		4	7038	27038	N/A	2351	N/A	9262	N/A	N/A	1
-------------------------------------	--	---	------	-------	-----	------	-----	------	-----	-----	---

2003

SPRINTER VAN

L5 2.7L 2687cc 165 CID Turbo Diesel		1	7038	27038	N/A	2351	N/A	N/R	N/R	N/R	
		2	7038	27038	N/A	2351	N/A	N/R	N/R	N/R	

2002

SPRINTER VAN

L5 2.7L 2687cc 165 CID Turbo Diesel		1	7038	27038	N/A	2351	N/A	N/R	N/R	N/R	
		2	7038	27038	N/A	2351	N/A	N/R	N/R	N/R	

GENESIS

2023

G70

L4 2.0L 2000CC 122CID Turbo	GDI		1334 <sup>53</sup>	21334 <sup>70</sup>	41334	200834	N/A	230367	N/A	N/A	
V6 3.3L Turbo			100237	2100237	N/A	200837 Right 200838 Left	N/A Right N/A Left	230367	N/A	N/A	

G80

L4 2.5L 2500CC 153CID Turbo			100748	N/A	N/A	201199	N/A	4300	224300	N/A	
V6 3.5L 3500CC 214CID Turbo			100657	N/A	N/A	201193	N/A	4300	224300	N/A	

G80 EV

0 0.00L Electric			N/S	N/S	N/A	N/S	N/S	4300	224300	N/A	
------------------	--	--	-----	-----	-----	-----	-----	------	--------	-----	--

G90

V6 3.5L 3500CC 214CID Turbo			100657	N/A	N/A	201193(2)	N/A	4300	224300	N/A	
-----------------------------	--	--	--------	-----	-----	-----------	-----	------	--------	-----	--

GV60

0 0.00L Electric			N/S	N/S	N/A	N/S	N/S	N/A	N/A	N/A	
------------------	--	--	-----	-----	-----	-----	-----	-----	-----	-----	--

N/A = Not Available N/R = Not Required N/S = Not Servicable For cabin air locator chart, see pages 5-12 See pages 13-16 for footnotes

1) ProSelect - Normal Driving - Traditional Change Intervals 2) NAPA Gold - Severe Driving - OE Recommended intervals 3) NAPA Platinum - Harsh Driving - OE Recommend Intervals

N/A = Non disponible N/R = Non nécessaire N/S = Non réparable Voir le tableau des filtres et d'habitacle aux pages 5-12 Voir pages 13-16 pour des notes

1) NAPA ProSelect et Argent - Conduite normale - Intervalles normaux de remplacement 2) NAPA Or - Conduite difficile - Intervalles recommandés par FEO 3) NAPA Platine - Conduite très difficile - Intervalles recommandés par FEO

N/A = No disponible N/R = No requerido N/S = No Servicable Para el aire de la cabina y tabla de localización de filtro, consulte las páginas 5-12 Ver las páginas 13-16 para las notas al pie de página

1) NAPA ProSelect y Plata - Manejo normal - Intervalos normales de cambio 2) NAPA Oro - Manejo difícil - Intervalos recomendados por el OEM 3) NAPA Platino - Manejo muy difícil - Intervalos recomendados por el OEM

*Italicized Part Numbers May Not Be Available.*

Las piezas con números en *italicas* pueden no estar disponibles.

Les numéros de pièce en *italiques* peuvent ne pas être disponibles.

P  
a  
s  
s  
C  
a  
r  
L  
i  
g  
h  
t  
T  
r  
u  
c  
k  
O  
i  
l  
-  
A  
i  
r  
-  
C  
a  
b  
i  
n



## GENESIS 2023-2021

## Pass Car Light Truck - Oil - Air - Cabin

Year/Año/Année Model/Modelo/Modèle Engine/Motor/Moteur	Eng. Code Código de motor Code moteur	VIN NIV NIV	GOLD Oil Aceite Huile	ProSelect Oil Aceite Huile	Platinum Oil Aceite Huile	GOLD Air Aire Air	ProSelect Air Aire Air	GOLD Cabin Air Cabina Aire Cabine Air	ProSelect Cabin Air Cabina Aire Cabine Air	Platinum Cabin Air Cabina Aire Cabine Air	Loc. Cabin Air Cabina Aire Cabine Air
--	---	-------------------	--------------------------------	-------------------------------------	------------------------------------	----------------------------	---------------------------------	--	---	--	--

## GENESIS (Cont'd/Suite)

**2023** (Cont'd/Suite)

## GV70

L4 2.5L 2500CC 153CID Turbo			100748	N/A	N/A	201541	N/A	4300	224300	N/A	
V6 3.5L 3500CC 214CID Turbo			100657	N/A	N/A	N/A	N/A	4300	224300	N/A	

## GV80

L4 2.5L 2500CC 153CID Turbo			100748	N/A	N/A	201541	N/A	4300	224300	N/A	
V6 3.5L 3500CC 214CID Turbo			100657	N/A	N/A	N/A	N/A	4300	224300	N/A	

**2022**

## G70

L4 2.0L 2000CC 122CID Turbo	GDI		1334 <sup>53</sup>	21334 <sup>70</sup>	41334	200834	N/A	230367	N/A	N/A	
V6 3.3L Turbo			100237	2100237	N/A	200837 Right 200838 Left	N/A Right N/A Left	230367	N/A	N/A	

## G80

L4 2.5L 2500CC 153CID Turbo			100748	N/A	N/A	201199	N/A	4300	224300	N/A	
V6 3.5L 3500CC 214CID Turbo			100657	N/A	N/A	201193	N/A	4300	224300	N/A	

## G90

V6 3.3L Turbo			100237	2100237	N/A	200237 Right 200070 Left	N/A Right N/A Left	4300	224300	N/A	
V8 5.0L			100067	N/A	N/A	200237 Right 200070 Left	N/A Right N/A Left	4300	224300	N/A	

## GV70

L4 2.5L 2500CC 153CID Turbo			100748	N/A	N/A	201541	N/A	4300	224300	N/A	
V6 3.5L 3500CC 214CID Turbo			100657	N/A	N/A	N/A	N/A	4300	224300	N/A	

## GV80

L4 2.5L 2500CC 153CID Turbo			100748	N/A	N/A	201541	N/A	4300	224300	N/A	
V6 3.5L 3500CC 214CID Turbo			100657	N/A	N/A	N/A	N/A	4300	224300	N/A	

**2021**

## G70

L4 2.0L 2000CC 122CID Turbo	GDI		1334 <sup>53</sup>	21334 <sup>70</sup>	41334	200834	N/A	230367	N/A	N/A	
V6 3.3L Turbo			100237	2100237	N/A	200837 Right 200838 Left	N/A Right N/A Left	230367	N/A	N/A	

## G80

L4 2.5L 2500CC 153CID Turbo			100748	N/A	N/A	201199	N/A	4300	224300	N/A	
V6 3.5L 3500CC 214CID Turbo			100657	N/A	N/A	201193	N/A	4300	224300	N/A	

## G90

V6 3.3L Turbo			100237	2100237	N/A	200237 Right 200070 Left	N/A Right N/A Left	4300	224300	N/A	
V8 5.0L			100067	N/A	N/A	200237 Right 200070 Left	N/A Right N/A Left	4300	224300	N/A	

## GV80

L4 2.5L 2500CC 153CID Turbo			100748	N/A	N/A	201541	N/A	4300	224300	N/A	
V6 3.5L 3500CC 214CID Turbo			100657	N/A	N/A	N/A	N/A	4300	224300	N/A	

N/A = Not Available N/R = Not Required N/S = Not Servicable For cabin air locator chart, see pages 5-12 See pages 13-16 for footnotes

1) ProSelect - Normal Driving - Traditional Change Intervals 2) NAPA Gold - Severe Driving - OE Recommended intervals 3) NAPA Platinum - Harsh Driving - OE Recommend Intervals

N/A = Non disponible N/R = Non nécessaire N/S = Non réparable Voir le tableau des filtres et d'habitacle aux pages 5-12 Voir pages 13-16 pour des notes

1) NAPA ProSelect et Argent - Conduite normale - Intervalles normaux de remplacement 2) NAPA Or - Conduite difficile - Intervalles recommandés par FEO 3) NAPA Platine - Conduite très difficile - Intervalles recommandés par FEO

N/A = No disponible N/R = No requerido N/S = No Servicable Para el aire de la cabina y tabla de localización de filtro, consulte las páginas 5-12 Ver las páginas 13-16 para las notas al pie de página

1) NAPA ProSelect y Plata - Manejo normal - Intervalos normales de cambio 2) NAPA Oro - Manejo difícil - Intervalos recomendados por el OEM 3) NAPA Platino - Manejo muy difícil - Intervalos recomendados por el OEM

*Italicized Part Numbers May Not Be Available.*

Las piezas con números en *italicas* pueden no estar disponibles.  
Les numéros de pièce en *italiques* peuvent ne pas être disponibles.



Pass Car Light Truck - Oil - Air - Cabin

GENESIS 2020-2018

Year/Año/Année Model/Modelo/Modèle Engine/Motor/Moteur	Eng. Code Código de motor Code moteur	VIN NIV NIV	GOLD Oil Aceite Huile	ProSelect Oil Aceite Huile	Platinum Oil Aceite Huile	GOLD Air Aire Air	ProSelect Air Aire Air	GOLD Cabin Air Cabina Aire Cabine Air	ProSelect Cabin Air Cabina Aire Cabine Air	Platinum Cabin Air Cabina Aire Cabine Air	Loc. Cabin Air Cabina Aire Cabine Air
--	---	-------------------	--------------------------------	-------------------------------------	------------------------------------	----------------------------	---------------------------------	--	---	--	--

GENESIS (Cont'd/Suite)

**2020**

**G70**

L4 2.0L 2000CC 122CID Turbo V6 3.3L Turbo	GDI		1334 <sup>53</sup> 100237	21334 <sup>70</sup> 2100237	41334 N/A	200834 200837 200838	N/A N/A N/A	230367 230367	N/A N/A	N/A N/A	
--	-----	--	------------------------------	--------------------------------	--------------	----------------------------	-------------------	------------------	------------	------------	--

**G80**

V6 3.3L Turbo			100237	2100237	N/A	200070 Left 200237 Right	N/A Left N/A Right	4300	224300	N/A	
V6 3.8L V8 5.0L			100033 100067	2100033 N/A	4100033 N/A	200163 200070 Left 200237 Right	N/A N/A Left N/A Right	4300 4300	224300 224300	N/A N/A	

**G90**

V6 3.3L Turbo			100237	2100237	N/A	200237 Right 200070 Left	N/A Right N/A Left	4300	224300	N/A	
V8 5.0L			100067	N/A	N/A	200237 Right 200070 Left	N/A Right N/A Left	4300	224300	N/A	

**2019**

**G70**

L4 2.0L 2000CC 122CID Turbo V6 3.3L Turbo	GDI		1334 <sup>53</sup> 100237	21334 <sup>70</sup> 2100237	41334 N/A	200834 200837 200838	N/A N/A N/A	230367 230367	N/A N/A	N/A N/A	
--	-----	--	------------------------------	--------------------------------	--------------	----------------------------	-------------------	------------------	------------	------------	--

**G80**

V6 3.3L Turbo			100237	2100237	N/A	200070 Left 200237 Right	N/A Left N/A Right	4300	224300	N/A	
V6 3.8L V8 5.0L			100033 100067	2100033 N/A	4100033 N/A	200163 200070 Left 200237 Right	N/A N/A Left N/A Right	4300 4300	224300 224300	N/A N/A	

**G90**

V6 3.3L Turbo			100237	2100237	N/A	200237 Right 200070 Left	N/A Right N/A Left	4300	224300	N/A	
V8 5.0L			100067	N/A	N/A	200237 Right 200070 Left	N/A Right N/A Left	4300	224300	N/A	

**2018**

**G80**

V6 3.3L Turbo			100237	2100237	N/A	200070 Left 200237 Right	N/A Left N/A Right	4300	224300	N/A	
V6 3.8L			100033	2100033	4100033	200163	N/A	4300	224300	N/A	

N/A = Not Available N/R = Not Required N/S = Not Servicable For cabin air locator chart, see pages 5-12 See pages 13-16 for footnotes

1) ProSelect - Normal Driving - Traditional Change Intervals 2) NAPA Gold - Severe Driving - OE Recommended intervals 3) NAPA Platinum - Harsh Driving - OE Recommend Intervals

N/A = Non disponible N/R = Non nécessaire N/S = Non réparable Voir le tableau des filtres et d'habitacle aux pages 5-12 Voir pages 13-16 pour des notes

1) NAPA ProSelect et Argent - Conduite normale - Intervalles normaux de remplacement 2) NAPA Or - Conduite difficile - Intervalles recommandés par FEO 3) NAPA Platine - Conduite très difficile - Intervalles recommandés par FEO

N/A = No disponible N/R = No requerido N/S = No Servicable Para el aire de la cabina y tabla de localización de filtro, consulte las páginas 5-12 Ver las páginas 13-16 para las notas al pie de página

1) NAPA ProSelect y Plata - Manejo normal - Intervalos normales de cambio 2) NAPA Oro - Manejo difícil - Intervalos recomendados por el OEM 3) NAPA Platino - Manejo muy difícil - Intervalos recomendados por el OEM

*Italicized Part Numbers May Not Be Available.*

Las piezas con números en *italicas* pueden no estar disponibles.

Les numéros de pièce en *italiques* peuvent ne pas être disponibles.

P  
a  
s  
s  
C  
a  
r  
L  
i  
g  
h  
t  
T  
r  
u  
c  
k  
O  
i  
l  
-  
A  
i  
r  
-  
C  
a  
b  
i  
n



Year/Año/Année Model/Modelo/Modèle Engine/Motor/Moteur	Eng. Code Código de motor Code moteur	VIN NIV NIV	GOLD Oil Aceite Huile	ProSelect Oil Aceite Huile	Platinum Oil Aceite Huile	GOLD Air Aire Air	ProSelect Air Aire Air	GOLD Cabin Air Cabina Aire Cabine Air	ProSelect Cabin Air Cabina Aire Cabine Air	Platinum Cabin Air Cabina Aire Cabine Air	Loc. Cabin Air Cabina Aire Cabine Air
--	---	-------------------	--------------------------------	-------------------------------------	------------------------------------	----------------------------	---------------------------------	--	---	--	--

GENESIS (Cont'd/Suite)

**2018** (Cont'd/Suite)

G80 (Cont'd/Suite)

V8 5.0L			100067	N/A	N/A	200070 Left 200237 Right	N/A Left N/A Right	4300	224300	N/A	
---------	--	--	--------	-----	-----	-----------------------------------	-----------------------------	------	--------	-----	--

G90

V6 3.3L Turbo			100237	2100237	N/A	200237 Right 200070 Left	N/A Right N/A Left	4300	224300	N/A	
V8 5.0L			100067	N/A	N/A	200237 Right 200070 Left	N/A Right N/A Left	4300	224300	N/A	

**2017**

G80

V6 3.8L			100033	2100033	4100033	200163	N/A	4300	224300	N/A	
V8 5.0L			100067	N/A	N/A	200163	N/A	4300	224300	N/A	

G90

V6 3.3L Turbo			100237	2100237	N/A	200237 Right 200070 Left	N/A Right N/A Left	4300	224300	N/A	
V8 5.0L			100067	N/A	N/A	9004	29004	N/A	N/A	N/A	

GIANT MOTORS

**2008**

GF3600

L4 3.2L 3168cc Diesel (Mex.)			1347	N/A	N/A			N/A	N/A	N/A	
------------------------------	--	--	------	-----	-----	--	--	-----	-----	-----	--

GMC

**2023**

ACADIA

L4 2.0L 2000CC 122CID Turbo P*			100351	2100351	4100351	200718	2200718	4211	224211	4234211	
V6 3.6L 3600CC 220CID	LGX	S	100412	2100412	N/A	200718	2200718	4211	224211	4234211	

CANYON

L4 2.7L 2720CC 166CID Turbo			100351	2100351	4100351	N/A	N/A	4211	224211	4234211	
-----------------------------	--	--	--------	---------	---------	-----	-----	------	--------	---------	--

HUMMER EV

- Quad Electric Motors Electric			N/S	N/S	N/A	N/S	N/S	4211	224211	4234211	
---------------------------------	--	--	-----	-----	-----	-----	-----	------	--------	---------	--

SAVANA 2500

V6 4.3L 262CID		Z	100255	2100255	4100255	200836	N/A	N/R	N/R	N/R	
V8 6.6L 6600CC 401CID	L8T	7	100255	2100255	4100255	200655	N/A	N/R	N/R	N/R	

SAVANA 3500

V6 4.3L 262CID		Z	100255	2100255	4100255	200836	N/A	N/R	N/R	N/R	
V8 6.6L 6600CC 401CID	L8T	7	100255	2100255	4100255	200836	N/A	N/R	N/R	N/R	

SAVANA 4500

V8 6.6L 6600CC 401CID	L8T	7	100255	2100255	4100255	200836	N/A	N/R	N/R	N/R	
-----------------------	-----	---	--------	---------	---------	--------	-----	-----	-----	-----	--

SIERRA 1500

L4 2.7L 2700CC 165CID Turbo	L3B		100351	2100351	4100351	200941 <sup>155</sup> 200942 <sup>285</sup>	2200941 <sup>155</sup> 2200942 <sup>285</sup>	4211	224211	4234211	
L6 3.0L 3000CC 183CID Turbo Diesel			100351	2100351	4100351	200941 <sup>155</sup> 200942 <sup>285</sup>	2200941 <sup>155</sup> 2200942 <sup>285</sup>	4211	224211	4234211	

N/A = Not Available N/R = Not Required N/S = Not Servicable For cabin air locator chart, see pages 5-12 See pages 13-16 for footnotes

1) ProSelect - Normal Driving - Traditional Change Intervals 2) NAPA Gold - Severe Driving - OE Recommended Intervals 3) NAPA Platinum - Harsh Driving - OE Recommend Intervals

N/A = Non disponible N/R = Non nécessaire N/S = Non réparable Voir le tableau des filtres et d'habitacle aux pages 5-12 Voir pages 13-16 pour des notes

1) NAPA ProSelect et Argent - Conduite normale - Intervalles normaux de remplacement 2) NAPA Or - Conduite difficile - Intervalles recommandés par FEO 3) NAPA Platine - Conduite très difficile - Intervalles recommandés par FEO

N/A = No disponible N/R = No requerido N/S = No Servicable Para el aire de la cabina y tabla de localización de filtro, consulte las páginas 5-12 Ver las páginas 13-16 para las notas al pie de página

1) NAPA ProSelect y Plata - Manejo normal - Intervalos normales de cambio 2) NAPA Oro - Manejo difícil - Intervalos recomendados por el OEM 3) NAPA Platino - Manejo muy difícil - Intervalos recomendados por el OEM

*Italicized Part Numbers May Not Be Available.*

Las piezas con números en *italicas* pueden no estar disponibles.  
Les numéros de pièce en *italiques* peuvent ne pas être disponibles.





Pass Car Light Truck - Oil - Air - Cabin

GMC 2023-2022

Year/Año/Année Model/Modelo/Modèle Engine/Motor/Moteur	Eng. Code Código de motor Code moteur	VIN NIV NIV	GOLD Oil Aceite Huile	ProSelect Oil Aceite Huile	Platinum Oil Aceite Huile	GOLD Air Aire Air	ProSelect Air Aire Air	GOLD Cabin Air Cabina Aire Cabine Air	ProSelect Cabin Air Cabina Aire Cabine Air	Platinum Cabin Air Cabina Aire Cabine Air	Loc. Cabin Air Cabina Aire Cabine Air
--	---	-------------------	--------------------------------	-------------------------------------	------------------------------------	----------------------------	---------------------------------	--	---	--	--

GMC (Cont'd/Suite)

**2023** (Cont'd/Suite)

SIERRA 1500 (Cont'd/Suite)

V8 5.3L 323 CID			100255	2100255 <sup>70</sup>	4100255	200941 <sup>155</sup> 200942 <sup>285</sup>	2200941 <sup>155</sup> 2200942 <sup>285</sup>	4211	224211	4234211	
V8 6.2L 376 CID			100255	2100255	4100255	200942 <sup>285</sup> 200941 <sup>155</sup>	2200942 <sup>285</sup> 2200941 <sup>155</sup>	4211	224211	4234211	

SIERRA 2500HD

V 8 6.6L 6599CC 403CID Turbo Diesel Diesel	L5P	Y	100454	N/A	4100454	201057	2201057	4211	224211	4234211	
V8 6.6L 6600CC 401CID	L8T	7	100255	2100255	4100255	200941 <sup>284</sup> 200942 <sup>285</sup>	2200941 <sup>284</sup> 2200942 <sup>285</sup>	4211	224211	4234211	

SIERRA 3500HD

V 8 6.6L 6599CC 403CID Turbo Diesel Diesel	L5P	Y	100454	N/A	4100454	201057	2201057	4211	224211	4234211	
V8 6.6L 6600CC 401CID	L8T	7	100255	2100255	4100255	200941 200942	2200941 2200942	4211	224211	4234211	

TERRAIN

L4 1.5L 1500CC 92CID Turbo	LSD	G	100290 <sup>53</sup>	2100290 <sup>70</sup>	4100290	200771	2200771	4211	224211	4234211	
----------------------------	-----	---	----------------------	-----------------------	---------	--------	---------	------	--------	---------	--

YUKON

L6 3.0L 3000CC 183CID Turbo Diesel			100351	2100351	4100351	200942	2200942	4211	224211	4234211	
V8 5.3L 5300CC 323CID	L84		100255	2100255	4100255	200942	2200942	4211	224211	4234211	
V8 6.2L 6200CC 378CID	L87		100255	2100255	4100255	200942 200941 <sup>284</sup>	2200942 2200941 <sup>284</sup>	4211	224211	4234211	

YUKON XL

L6 3.0L 3000CC 183CID Turbo Diesel			100351	2100351	4100351	200942	2200942	4211	224211	4234211	
V8 5.3L 5300CC 323CID	L84		100255	2100255	4100255	200942	2200942	4211	224211	4234211	
V8 6.2L 6200CC 378CID	L87		100255	2100255	4100255	200942	2200942	4211	224211	4234211	

**2022**

ACADIA

L4 2.0L 2000CC 122CID Turbo P*			100351	2100351	4100351	200718	2200718	4211	224211	4234211	
L4 2.5L 2500CC 153CID	LCV		100290 <sup>53</sup>	2100290 <sup>70</sup>	4100290	200718	2200718	4211	224211	4234211	
V6 3.6L 3600CC 220CID	LGX	S	100412	2100412	N/A	200718	2200718	4211	224211	4234211	

CANYON

L4 2.5L 153 CID			100290 <sup>53</sup>	2100290 <sup>70</sup>	4100290	200256	2200256	230192	2230192	N/A	
L4 2.8L 2800CC 171CID Turbo Diesel			100286	N/A	N/A	200427	N/A	230192	2230192	N/A	
V6 3.6L 217 CID			7674	27674	47674	200256	2200256	230192	2230192	N/A	

HUMMER EV

- Quad Electric Motors Electric			N/S	N/S	N/A	N/S	N/S	4211	224211	4234211	
---------------------------------	--	--	-----	-----	-----	-----	-----	------	--------	---------	--

SAVANA 2500

L4 2.8L 2800CC 171CID Turbo Diesel			100371	N/A	N/A	200655	N/A	N/R	N/R	N/R	
V6 4.3L 262CID		Z	100255	2100255	4100255	200836	N/A	N/R	N/R	N/R	
V8 6.6L 6600CC 401CID	L8T	7	100255	2100255	4100255	200655	N/A	N/R	N/R	N/R	

SAVANA 3500

L4 2.8L 2800CC 171CID Turbo Diesel		F	100371	N/A	N/A	200655	N/A	N/R	N/R	N/R	
V6 4.3L 262CID		Z	100255	2100255	4100255	200836	N/A	N/R	N/R	N/R	
V8 6.6L 6600CC 401CID	L8T	7	100255	2100255	4100255	200836	N/A	N/R	N/R	N/R	

SAVANA 4500

V8 6.6L 6600CC 401CID	L8T	7	100255	2100255	4100255	200836	N/A	N/R	N/R	N/R	
-----------------------	-----	---	--------	---------	---------	--------	-----	-----	-----	-----	--

SIERRA 1500 Limited

L4 2.7L 2700CC 165CID Turbo	L3B		100351	2100351	4100351	200941 <sup>155</sup> 200942 <sup>285</sup>	2200941 <sup>155</sup> 2200942 <sup>285</sup>	4211	224211	4234211	
-----------------------------	-----	--	--------	---------	---------	--	--	------	--------	---------	--

N/A = Not Available N/R = Not Required N/S = Not Servicable For cabin air locator chart, see pages 5-12 See pages 13-16 for footnotes

1) ProSelect - Normal Driving - Traditional Change Intervals 2) NAPA Gold - Severe Driving - OE Recommended intervals 3) NAPA Platinum - Harsh Driving - OE Recommend Intervals

N/A = Non disponible N/R = Non nécessaire N/S = Non réparable Voir le tableau des filtres et d'habitacle aux pages 5-12 Voir pages 13-16 pour des notes

1) NAPA ProSelect et Argent - Conduite normale - Intervalles normaux de remplacement 2) NAPA Or - Conduite difficile - Intervalles recommandés par FEO 3) NAPA Platine - Conduite très difficile - Intervalles recommandés par FEO

N/A = No disponible N/R = No requerido N/S = No Servicable Para el aire de la cabina y tabla de localización de filtro, consulte las páginas 5-12 Ver las páginas 13-16 para las notas al pie de página

1) NAPA ProSelect y Plata - Manejo normal - Intervalos normales de cambio 2) NAPA Oro - Manejo difícil - Intervalos recomendados por el OEM 3) NAPA Platino - Manejo muy difícil - Intervalos recomendados por el OEM

*Italicized Part Numbers May Not Be Available.*

Las piezas con números en *italicas* pueden no estar disponibles.

Les numéros de pièce en *italiques* peuvent ne pas être disponibles.

P  
a  
s  
s  
C  
a  
r  
L  
i  
g  
h  
t  
T  
r  
u  
c  
k  
O  
i  
l  
-  
A  
i  
r  
-  
C  
a  
b  
i  
n



GMC 2022-2021

Pass Car Light Truck - Oil - Air - Cabin

Year/Año/Année Model/Modelo/Modele Engine/Motor/Moteur	Eng. Code Código de motor Code moteur	VIN NIV NIV	GOLD Oil Aceite Huile	ProSelect Oil Aceite Huile	Platinum Oil Aceite Huile	GOLD Air Aire Air	ProSelect Air Aire Air	GOLD Cabin Air Cabina Aire Cabine Air	ProSelect Cabin Air Cabina Aire Cabine Air	Platinum Cabin Air Cabina Aire Cabine Air	Loc. Cabin Air Cabina Aire Cabine Air
--	---	-------------------	--------------------------------	-------------------------------------	------------------------------------	----------------------------	---------------------------------	--	---	--	--

## GMC (Cont'd/Suite)

**2022** (Cont'd/Suite)

## SIERRA 1500 Limited (Cont'd/Suite)

L6 3.0L 3000CC 183CID Turbo Diesel			100351	2100351	4100351	200941 <sup>155</sup> 200942 <sup>285</sup>	2200941 <sup>155</sup> 2200942 <sup>285</sup>	4211	224211	4234211	
V8 5.3L 323 CID			100255	2100255 <sup>70</sup>	4100255	200941 <sup>155</sup> 200942 <sup>285</sup>	2200941 <sup>155</sup> 2200942 <sup>285</sup>	4211	224211	4234211	
V8 6.2L 376 CID			100255	2100255	4100255	200942 <sup>285</sup> 200941 <sup>155</sup>	2200942 <sup>285</sup> 2200941 <sup>155</sup>	4211	224211	4234211	

## SIERRA 2500HD

V8 6.6L 6599CC 403CID Turbo Diesel Diesel	L5P	Y	100454	N/A	4100454	201057	2201057	4211	224211	4234211	
V8 6.6L 6600CC 401CID	L8T	7	100255	2100255	4100255	200941 <sup>284</sup> 200942 <sup>285</sup>	2200941 <sup>284</sup> 2200942 <sup>285</sup>	4211	224211	4234211	

## SIERRA 3500HD

V8 6.6L 6599CC 403CID Turbo Diesel Diesel	L5P	Y	100454	N/A	4100454	201057	2201057	4211	224211	4234211	
V8 6.6L 6600CC 401CID	L8T	7	100255	2100255	4100255	200941 <sup>284</sup> 200942 <sup>285</sup>	2200941 <sup>284</sup> 2200942 <sup>285</sup>	4211	224211	4234211	

## TERRAIN

L4 1.5L 1500CC 92CID Turbo	LSD	G	100290 <sup>53</sup>	2100290 <sup>70</sup>	4100290	200771	2200771	4211	224211	4234211	
----------------------------	-----	---	----------------------	-----------------------	---------	--------	---------	------	--------	---------	--

## YUKON

L6 3.0L 3000CC 183CID Turbo Diesel			100351	2100351	4100351	200942	2200942	4211	224211	4234211	
V8 5.3L 5300CC 323CID	L84		100255	2100255	4100255	200942	2200942	4211	224211	4234211	
V8 6.2L 6200CC 378CID	L87		100255	2100255	4100255	200942 <sup>285</sup> 200941 <sup>284</sup>	2200942 <sup>285</sup> 2200941 <sup>284</sup>	4211	224211	4234211	

## YUKON XL

L6 3.0L 3000CC 183CID Turbo Diesel			100351	2100351	4100351	200942	2200942	4211	224211	4234211	
V8 5.3L 5300CC 323CID	L84		100255	2100255	4100255	200942	2200942	4211	224211	4234211	
V8 6.2L 6200CC 378CID	L87		100255	2100255	4100255	200942 <sup>285</sup>	2200942 <sup>285</sup>	4211	224211	4234211	

**2021**

## ACADIA

L4 2.0L 2000CC 122CID Turbo P*			100351	2100351	4100351	200718	2200718	4211	224211	4234211	
L4 2.5L 2500CC 153CID	LCV		100290 <sup>53</sup>	2100290 <sup>70</sup>	4100290	200718	2200718	4211	224211	4234211	
V6 3.6L 3600CC 220CID	LGX	S	100412	2100412	N/A	200718	2200718	4211	224211	4234211	

## CANYON

L4 2.5L 153 CID			100290 <sup>53</sup>	2100290 <sup>70</sup>	4100290	200256	2200256	230192	2230192	N/A	
L4 2.8L 2800CC 171CID Turbo Diesel			100286	N/A	N/A	200427	N/A	230192	2230192	N/A	
V6 3.6L 217 CID			7674	27674	47674	200256	2200256	230192	2230192	N/A	

## SAVANA 2500

L4 2.8L 2800CC 171CID Turbo Diesel			100371 <sup>53</sup>	N/A <sup>70</sup>	N/A	200655	N/A	N/R	N/R	N/R	
V6 4.3L 262CID		Z	100255	2100255	4100255	200836	N/A	N/R	N/R	N/R	
V8 6.6L 6600CC 401CID	L8T	7	100255	2100255	4100255	200655	N/A	N/R	N/R	N/R	

## SAVANA 3500

L4 2.8L 2800CC 171CID Turbo Diesel		F	100371	N/A	N/A	200655	N/A	N/R	N/R	N/R	
V6 4.3L 262CID		Z	100255	2100255 <sup>70</sup>	4100255	200836	N/A	N/R	N/R	N/R	
V8 6.6L 6600CC 401CID	L8T	7	100255	2100255	4100255	200655	N/A	N/R	N/R	N/R	

## SAVANA 4500

V8 6.6L 6600CC 401CID	L8T	7	100255	2100255	4100255	200836	N/A	N/R	N/R	N/R	
-----------------------	-----	---	--------	---------	---------	--------	-----	-----	-----	-----	--

## SIERRA 1500

L4 2.7L 2700CC 165CID Turbo	L3B		100351	2100351	4100351	200941 <sup>155</sup> 200942 <sup>285</sup>	2200941 <sup>155</sup> 2200942 <sup>285</sup>	4211	224211	4234211	
L6 3.0L 3000CC 183CID Turbo Diesel			100351	2100351	4100351	200942	2200942	4211	224211	4234211	

N/A = Not Available N/R = Not Required N/S = Not Servicable For cabin air locator chart, see pages 5-12 See pages 13-16 for footnotes

1) ProSelect - Normal Driving - Traditional Change Intervals 2) NAPA Gold - Severe Driving - OE Recommended Intervals 3) NAPA Platinum - Harsh Driving - OE Recommend Intervals

N/A = Non disponible N/R = Non nécessaire N/S = Non réparable Voir le tableau des filtres et d'habitacle aux pages 5-12 Voir pages 13-16 pour des notes

1) NAPA ProSelect et Argent - Conduite normale - Intervalles normaux de remplacement 2) NAPA Or - Conduite difficile - Intervalles recommandés par FEO 3) NAPA Platine - Conduite très difficile - Intervalles recommandés par FEO

N/A = No disponible N/R = No requerido N/S = No Servicable Para el aire de la cabina y tabla de localización de filtro, consulte las páginas 5-12 Ver las páginas 13-16 para las notas al pie de página

1) NAPA ProSelect y Plata - Manejo normal - Intervallos normales de cambio 2) NAPA Oro - Manejo difícil - Intervallos recomendados por el OEM 3) NAPA Platino - Manejo muy difícil - Intervallos recomendados por el OEM

Italicized Part Numbers May Not Be Available.

Las piezas con números en *italicas* pueden no estar disponibles.  
Les numéros de pièce en *italiques* peuvent ne pas être disponibles.



## Pass Car Light Truck - Oil - Air - Cabin

GMC 2021-2020

Year/Año/Année Model/Modelo/Modèle Engine/Motor/Moteur	Eng. Code Código de motor Code moteur	VIN NIV NIV	GOLD Oil Aceite Huile	ProSelect Oil Aceite Huile	Platinum Oil Aceite Huile	GOLD Air Aire Air	ProSelect Air Aire Air	GOLD Cabin Air Cabina Aire Cabine Air	ProSelect Cabin Air Cabina Aire Cabine Air	Platinum Cabin Air Cabina Aire Cabine Air	Loc. Cabin Air Cabina Aire Cabine Air
--	---	-------------------	--------------------------------	-------------------------------------	------------------------------------	----------------------------	---------------------------------	--	---	--	--

## GMC (Cont'd/Suite)

2021 (Cont'd/Suite)

## SIERRA 1500 (Cont'd/Suite)

V6 4.3L 262 CID Flex	LV3		100255	2100255 <sup>70</sup>	4100255	200941 <sup>155</sup> 200942 <sup>285</sup>	2200941 <sup>155</sup> 2200942 <sup>285</sup>	4211	224211	4234211	
V8 5.3L 323 CID			100255	2100255 <sup>70</sup>	4100255	200941 <sup>155</sup> 200942 <sup>285</sup>	2200941 <sup>155</sup> 2200942 <sup>285</sup>	4211	224211	4234211	
V8 6.2L 376 CID			100255	2100255 <sup>70</sup>	4100255	200942 <sup>285</sup> 200941 <sup>155</sup>	2200942 <sup>285</sup> 2200941 <sup>155</sup>	4211	224211	4234211	

## SIERRA 2500HD

V 8 6.6L 6599CC 403CID Turbo Diesel Diesel	L5P	Y	100454	N/A	4100454	201057	2201057	4211	224211	4234211	
V8 6.6L 6600CC 401CID	L8T	7	100255	2100255	4100255	200941 200942	2200941 2200942	4211	224211	4234211	

## SIERRA 3500HD

V 8 6.6L 6599CC 403CID Turbo Diesel Diesel	L5P	Y	100454	N/A	4100454	201057	2201057	4211	224211	4234211	
V8 6.6L 6600CC 401CID	L8T	7	100255	2100255	4100255	200941 200942	2200941 2200942	4211	224211	4234211	

## TERRAIN

L 4 2.0L Turbo			100290 <sup>53</sup>	2100290 <sup>70</sup>	4100290	200771	2200771	4211	224211	4234211	
L 4 2.0L Turbo (Mex.)			100290 <sup>53</sup>	2100290 <sup>70</sup>	4100290	200771	2200771	4211	224211	4234211	
L4 1.5L 1500CC 92CID Turbo	LSD	G	100290 <sup>53</sup>	2100290 <sup>70</sup>	4100290	200771	2200771	4211	224211	4234211	
L4 1.5L 1500CC 92CID Turbo (Mex.)	LSD	G	100290 <sup>53</sup>	2100290 <sup>70</sup>	4100290	200771	2200771	4211	224211	4234211	

## YUKON

L6 3.0L 3000CC 183CID Turbo Diesel			100351	2100351	4100351	200942	2200942	4211	224211	4234211	
V8 5.3L 5300CC 323CID	L84		100255	2100255	4100255	200942	2200942	4211	224211	4234211	
V8 6.2L 6200CC 378CID	L87		100255	2100255	4100255	200942 <sup>285</sup>	2200942 <sup>285</sup>	4211	224211	4234211	

## YUKON XL

L6 3.0L 3000CC 183CID Turbo Diesel			100351	2100351	4100351	200942	2200942	4211	224211	4234211	
V8 5.3L 5300CC 323CID	L84		100255	2100255	4100255	200942	2200942	4211	224211	4234211	
V8 6.2L 6200CC 378CID	L87		100255	2100255	4100255	200942 <sup>285</sup>	2200942 <sup>285</sup>	4211	224211	4234211	

2020

## ACADIA

L4 2.0L 2000CC 122CID Turbo P*			100351	2100351	4100351	200718	2200718	4211	224211	4234211	
L4 2.5L 2500CC 153CID	LCV		100290 <sup>53</sup>	2100290 <sup>70</sup>	4100290	200718	2200718	4211	224211	4234211	
V6 3.6L 3600CC 220CID	LGX	S	100412	2100412	N/A	200718	2200718	4211	224211	4234211	

## CANYON

L4 2.5L 153 CID			100290 <sup>53</sup>	2100290 <sup>70</sup>	4100290	200256	2200256	230192	2230192	N/A	
L4 2.8L 2800CC 171CID Turbo Diesel			100286	N/A	N/A	200427	N/A	230192	2230192	N/A	
V6 3.6L 217 CID			7674	27674	47674	200256	2200256	230192	2230192	N/A	

## SAVANA 2500

L4 2.8L 2800CC 171CID Turbo Diesel			100371 <sup>53</sup>	N/A <sup>70</sup>	N/A	200655	N/A	N/R	N/R	N/R	
V6 4.3L 262CID		Z	100255	2100255	4100255	200836	N/A	N/R	N/R	N/R	
V8 6.0L 5967cc 364 CID	L96		7060 <sup>53</sup>	27060 <sup>70</sup>	47060	200655	N/A	N/R	N/R	N/R	

## SAVANA 3500

L4 2.8L 2800CC 171CID Turbo Diesel		F	100371	N/A	N/A	200655	N/A	N/R	N/R	N/R	
V6 4.3L 262CID		Z	100255	2100255 <sup>70</sup>	4100255	200836	N/A	N/R	N/R	N/R	
V8 6.0L 5967cc 364 CID Flex	L96		7060 <sup>53</sup>	27060 <sup>70</sup>	47060	200655	N/A	N/R	N/R	N/R	

## SIERRA 1500

L4 2.7L 2700CC 165CID Turbo	L3B		100351	2100351	4100351	200941 <sup>155</sup> 200942 <sup>285</sup>	2200941 <sup>155</sup> 2200942 <sup>285</sup>	4211	224211	4234211	
L6 3.0L 3000CC 183CID Turbo Diesel			100351	2100351	4100351	200942	2200942	4211	224211	4234211	

N/A = Not Available N/R = Not Required N/S = Not Servicable For cabin air locator chart, see pages 5-12 See pages 13-16 for footnotes

1) ProSelect - Normal Driving - Traditional Change Intervals 2) NAPA Gold - Severe Driving - OE Recommended intervals 3) NAPA Platinum - Harsh Driving - OE Recommend Intervals

N/A = Non disponible N/R = Non nécessaire N/S = Non réparable Voir le tableau des filtres et d'habitacle aux pages 5-12 Voir pages 13-16 pour des notes

1) NAPA ProSelect et Argent - Conduite normale - Intervalles normaux de remplacement 2) NAPA Or - Conduite difficile - Intervalles recommandés par FEO 3) NAPA Platine - Conduite très difficile - Intervalles recommandés par FEO

N/A = No disponible N/R = No requerido N/S = No Servicable Para el aire de la cabina y tabla de localización de filtro, consulte las páginas 5-12 Ver las páginas 13-16 para las notas al pie de página

1) NAPA ProSelect y Plata - Manejo normal - Intervalles normales de cambio 2) NAPA Oro - Manejo difícil - Intervalles recomendados por el OEM 3) NAPA Platino - Manejo muy difícil - Intervalles recomendados por el OEM

*Italicized Part Numbers May Not Be Available.*Las piezas con números en *italicas* pueden no estar disponibles.Les numéros de pièce en *italiques* peuvent ne pas être disponibles.P  
a  
s  
s  
C  
a  
r  
L  
i  
g  
h  
t  
T  
r  
u  
c  
k  
O  
i  
l  
-  
A  
i  
r  
-  
C  
a  
b  
i  
n



GMC 2020-2019

## Pass Car Light Truck - Oil - Air - Cabin

Year/Año/Année Model/Modelo/Modèle Engine/Motor/Moteur	Eng. Code Código de motor Code moteur	VIN NIV NIV	GOLD Oil Aceite Huile	ProSelect Oil Aceite Huile	Platinum Oil Aceite Huile	GOLD Air Aire Air	ProSelect Air Aire Air	GOLD Cabin Air Cabina Aire Cabine Air	ProSelect Cabin Air Cabina Aire Cabine Air	Platinum Cabin Air Cabina Aire Cabine Air	Loc. Cabin Air Cabina Aire Cabine Air
--	---	-------------------	--------------------------------	-------------------------------------	------------------------------------	----------------------------	---------------------------------	--	---	--	--

## GMC (Cont'd/Suite)

**2020** (Cont'd/Suite)

## SIERRA 1500 (Cont'd/Suite)

V6 4.3L 262 CID Flex	LV3		100255	2100255 <sup>70</sup>	4100255	200941 200942 <sup>285</sup>	2200941 2200942 <sup>285</sup>	4211	224211	4234211	
V8 5.3L 323 CID			100255	2100255 <sup>70</sup>	4100255	200941 <sup>155</sup> 200942 <sup>285</sup>	2200941 <sup>155</sup> 2200942 <sup>285</sup>	4211	224211	4234211	
V8 6.2L 376 CID			100255	2100255 <sup>70</sup>	4100255	200942 <sup>285</sup> 200941 <sup>155</sup>	2200942 <sup>285</sup> 2200941 <sup>155</sup>	4211	224211	4234211	

## SIERRA 2500HD

V8 6.6L 6599CC 403CID Turbo Diesel Diesel	L5P	Y	100454	N/A	4100454	201057	2201057	4211	224211	4234211	
V8 6.6L 6600CC 401CID	L8T	7	100255	2100255	4100255	200941 200942	2200941 2200942	4211	224211	4234211	

## SIERRA 3500HD

V8 6.6L 6599CC 403CID Turbo Diesel Diesel	L5P	Y	100454	N/A	4100454	201057	2201057	4211	224211	4234211	
V8 6.6L 6600CC 401CID	L8T	7	100255	2100255	4100255	200941 200942	2200941 2200942	4211	224211	4234211	

## TERRAIN

L4 2.0L Turbo			100290 <sup>53</sup>	2100290 <sup>70</sup>	4100290	200771	2200771	4211	224211	4234211	
L4 1.5L 1500CC 92CID Turbo	LSD	G	100290 <sup>53</sup>	2100290 <sup>70</sup>	4100290	200771	2200771	4211	224211	4234211	
L4 1.6L Turbo Diesel			100331	N/A	N/A	200771	2200771	4211	224211	4234211	

## YUKON

V8 5.3L 323 CID			100255	2100255	4100255	2488	N/A	230129	2230129	4230129	
V8 6.2L 376 CID			100255	2100255	4100255	2488	N/A	230129	2230129	4230129	

## YUKON XL

V8 5.3L 328CC 325CID	L83	C	100255	2100255	4100255	2488	N/A	230129	2230129	4230129	
V8 6.2L 6162cc 376 CID Flex	L86	J	100255	2100255	4100255	2488	N/A	230129	2230129	4230129	

**2019**

## ACADIA

L4 2.5L 2500CC 153CID	LCV		100290 <sup>53</sup>	2100290 <sup>70</sup>	4100290	200718	2200718	4211 <sup>78</sup>	224211 <sup>78</sup>	4234211 <sup>78</sup>	
V6 3.6L 3600CC 220CID	LGX	S	100255	2100255	4100255	200718	2200718	4211 <sup>78</sup>	224211 <sup>78</sup>	4234211 <sup>78</sup>	

## CANYON

L4 2.5L 153 CID			100290 <sup>53</sup>	2100290 <sup>70</sup>	4100290	200256	2200256	230192 <sup>79</sup>	2230192 <sup>79</sup>	N/A <sup>79</sup>	
L4 2.8L 2800CC 171CID Turbo Diesel			100286	N/A	N/A	200427	N/A	230192 <sup>79</sup>	2230192 <sup>79</sup>	N/A <sup>79</sup>	
V6 3.6L 217 CID			7674	27674	47674	200256	2200256	230192 <sup>79</sup>	2230192 <sup>79</sup>	N/A <sup>79</sup>	

## SAVANA 2500

L4 2.8L 2800CC 171CID Turbo Diesel			100371 <sup>53</sup>	N/A <sup>70</sup>	N/A	200655	N/A	N/R	N/R	N/R	
V6 4.3L Flex			100255	2100255 <sup>70</sup>	4100255	200836	N/A	N/R	N/R	N/R	
V8 6.0L 5967cc 364 CID	L96		7060 <sup>53</sup>	27060 <sup>70</sup>	47060	200655	N/A	N/R	N/R	N/R	

## SAVANA 3500

L4 2.8L 2800CC 171CID Turbo Diesel		F	100371	N/A	N/A	200655	N/A	N/R	N/R	N/R	
V6 4.3L 262CID Flex			100255	2100255 <sup>70</sup>	4100255	200836	N/A	N/R	N/R	N/R	
V8 6.0L 5967cc 364 CID Flex	L96		7060 <sup>53</sup>	27060 <sup>70</sup>	47060	200655	N/A	N/R	N/R	N/R	

## SIERRA 1500

L4 2.7L 2700CC 165CID Turbo	L3B		100351	2100351	4100351	200941 <sup>155</sup> 200942 <sup>285</sup>	2200941 <sup>155</sup> 2200942 <sup>285</sup>	4211 <sup>78</sup>	224211 <sup>78</sup>	4234211 <sup>78</sup>	
L6 3.0L 3000CC 183CID Turbo Diesel			100351	2100351	4100351	200942	2200942	4211	224211	4234211	
V6 4.3L 262 CID Flex	LV3		100255	2100255 <sup>70</sup>	4100255	200941 <sup>155</sup> 200942 <sup>285</sup>	2200941 <sup>155</sup> 2200942 <sup>285</sup>	4211 <sup>78</sup>	224211 <sup>78</sup>	4234211 <sup>78</sup>	
V8 5.3L 323 CID			100255	2100255 <sup>70</sup>	4100255	200941 <sup>155</sup> 200942 <sup>285</sup>	2200941 <sup>155</sup> 2200942 <sup>285</sup>	4211 <sup>78</sup>	224211 <sup>78</sup>	4234211 <sup>78</sup>	

N/A = Not Available N/R = Not Required N/S = Not Servicable For cabin air locator chart, see pages 5-12 See pages 13-16 for footnotes

1) ProSelect - Normal Driving - Traditional Change Intervals 2) NAPA Gold - Severe Driving - OE Recommended Intervals 3) NAPA Platinum - Harsh Driving - OE Recommend Intervals

N/A = Non disponible N/R = Non nécessaire N/S = Non réparable Voir le tableau des filtres et d'habillage aux pages 5-12 Voir pages 13-16 pour des notes

1) NAPA ProSelect et Argent - Conduite normale - Intervalles normaux de remplacement 2) NAPA Or - Conduite difficile - Intervalles recommandés par FEO 3) NAPA Platine - Conduite très difficile - Intervalles recommandés par FEO

N/A = No disponible N/R = No requerido N/S = No Servicable Para el aire de la cabina y tabla de localización de filtro, consulte las páginas 5-12 Ver las páginas 13-16 para las notas al pie de página

1) NAPA ProSelect y Plata - Manejo normal - Intervallos normales de cambio 2) NAPA Oro - Manejo difícil - Intervallos recomendados por el OEM 3) NAPA Platino - Manejo muy difícil - Intervallos recomendados por el OEM

Italicized Part Numbers May Not Be Available.

Las piezas con números en *italicas* pueden no estar disponibles.  
Les numéros de pièce en *italiques* peuvent ne pas être disponibles.



Pass Car Light Truck - Oil - Air - Cabin

GMC 2019-2018

Year/Año/Année Model/Modelo/Modèle Engine/Motor/Moteur	Eng. Code Código de motor Code moteur	VIN NIV NIV	GOLD Oil Aceite Huile	ProSelect Oil Aceite Huile	Platinum Oil Aceite Huile	GOLD Air Aire Air	ProSelect Air Aire Air	GOLD Cabin Air Cabina Aire Cabine Air	ProSelect Cabin Air Cabina Aire Cabine Air	Platinum Cabin Air Cabina Aire Cabine Air	Loc. Cabin Air Cabina Aire Cabine Air
--	---	-------------------	--------------------------------	-------------------------------------	------------------------------------	----------------------------	---------------------------------	--	---	--	--

GMC (Cont'd/Suite)

2019 (Cont'd/Suite)

SIERRA 1500 (Cont'd/Suite)

V8 6.2L 376 CID			100255	2100255 <sup>70</sup>	4100255	200942 <sup>285</sup> 200941 <sup>155</sup>	2200942 <sup>285</sup> 2200941 <sup>155</sup>	4211 <sup>78</sup>	224211 <sup>78</sup>	4234211 <sup>78</sup>	
-----------------	--	--	--------	-----------------------	---------	--	--	--------------------	----------------------	-----------------------	--

SIERRA 1500 Limited

V8 5.3L 323 CID			100255	2100255	4100255	2487 <sup>284</sup> 2488 <sup>284</sup> 2488FR <sup>360</sup>	22487 <sup>284</sup> N/A <sup>284</sup> N/A <sup>360</sup>	230129 <sup>79</sup>	2230129 <sup>79</sup>	4230129 <sup>79</sup>	
-----------------	--	--	--------	---------	---------	---	--	----------------------	-----------------------	-----------------------	--

SIERRA 2500HD

V 8 6.6L 6599CC 403CID Turbo Diesel	L5P	Y	7202	27202 <sup>70</sup>	47202	200695	2200695	230129	2230129	4230129	
V8 6.0L 5967cc 364 CID	L96		7060	27060	47060	2488 <sup>155</sup> 2488FR <sup>155</sup>	N/A <sup>155</sup> N/A <sup>155</sup>	230129	2230129	4230129	

SIERRA 3500HD

V 8 6.6L 6599CC 403CID Turbo Diesel	L5P		7202 <sup>53</sup>	27202 <sup>70</sup>	47202	200695	2200695	230129	2230129	4230129	
V8 6.0L 5967cc 364 CID	L96		7060	27060	47060	2488	N/A	230129	2230129	4230129	

SIERRA PICKUPS (UP TO 3500 SERIES)

V8 6.0L 5967cc 364 CID	LC8		7060 <sup>53</sup>	27060 <sup>70</sup>	47060	2487 <sup>284</sup> 2488 <sup>284</sup> 2488FR <sup>284</sup>	22487 <sup>284</sup> N/A <sup>284</sup> N/A <sup>284</sup>	230129	2230129	4230129	
------------------------	-----	--	--------------------	---------------------	-------	---	--	--------	---------	---------	--

TERRAIN

L 4 2.0L Turbo			100290 <sup>53</sup>	2100290 <sup>70</sup>	4100290	200771	2200771	4211 <sup>78</sup>	224211 <sup>78</sup>	4234211 <sup>78</sup>	
L4 1.5L 1500CC 92CID Turbo	LSD	G	100290 <sup>53</sup>	2100290 <sup>70</sup>	4100290	200771	2200771	4211 <sup>78</sup>	224211 <sup>78</sup>	4234211 <sup>78</sup>	
L4 1.6L Turbo Diesel			100331	N/A	N/A	200771	2200771	4211 <sup>78</sup>	224211 <sup>78</sup>	4234211 <sup>78</sup>	

YUKON

V8 5.3L FLEX/			100255	2100255 <sup>70</sup>	4100255	2487 <sup>284</sup> 2488 <sup>284</sup> 2488FR <sup>284</sup>	22487 <sup>284</sup> N/A <sup>284</sup> N/A <sup>284</sup>	230129	2230129	4230129	
V8 6.2L FLEX/			100255	2100255 <sup>70</sup>	4100255	2487 <sup>284</sup> 2488 <sup>284</sup> 2488FR <sup>284</sup>	22487 <sup>284</sup> N/A <sup>284</sup> N/A <sup>284</sup>	230129	2230129	4230129	

YUKON XL

V8 5.3L 5328CC 325CID	L83	C	100255	2100255	4100255	2487 2488 2488FR <sup>360</sup>	22487 N/A N/A <sup>360</sup>	230129	2230129	4230129	
V8 6.2L 6162cc 376 CID Flex	L86	J	100255	2100255 <sup>70</sup>	4100255	2487 2488 2488FR <sup>360</sup>	22487 N/A N/A <sup>360</sup>	230129	2230129	4230129	

2018

ACADIA

L4 2.5L 2500CC 153CID	LCV		100290 <sup>53</sup>	2100290 <sup>70</sup>	4100290	200718	2200718	4211	224211	4234211	
V6 3.6L 3600CC 220CID	LGX	S	100255	2100255	4100255	200718	2200718	4211	224211	4234211	

Acadia Limited

V6 3.6L 217 CID	LLT	D	100255	2100255	4100255	9634	29634	230074	2230074	N/A	
-----------------	-----	---	--------	---------	---------	------	-------	--------	---------	-----	--

CANYON

L4 2.5L 153 CID			100290 <sup>53</sup>	2100290 <sup>70</sup>	4100290	200256	2200256	230192	2230192	N/A	
L4 2.8L 2800CC 171CID Turbo Diesel			100286	N/A	N/A	200427	N/A	230192	2230192	N/A	
V6 3.6L 217 CID			7674	27674	47674	200256	2200256	230192	2230192	N/A	

SAVANA 2500

L4 2.8L 2800CC 171CID Turbo Diesel			100371 <sup>53</sup>	N/A <sup>70</sup>	N/A	200655	N/A	N/R	N/R	N/R	
V6 4.3L Flex			100255	2100255 <sup>70</sup>	4100255	200836	N/A	N/R	N/R	N/R	
V8 6.0L 5967cc 364 CID	L96		7060 <sup>53</sup>	27060 <sup>70</sup>	47060	200655	N/A	N/R	N/R	N/R	

SAVANA 3500

L4 2.8L 2800CC 171CID Turbo Diesel			100371	N/A	N/A	200655	N/A	N/R	N/R	N/R	
------------------------------------	--	--	--------	-----	-----	--------	-----	-----	-----	-----	--

N/A = Not Available N/R = Not Required N/S = Not Servicable For cabin air locator chart, see pages 5-12 See pages 13-16 for footnotes

1) ProSelect - Normal Driving - Traditional Change Intervals 2) NAPA Gold - Severe Driving - OE Recommended intervals 3) NAPA Platinum - Harsh Driving - OE Recommend Intervals

N/A = Non disponible N/R = Non nécessaire N/S = Non réparable Voir le tableau des filtres et d'habitacle aux pages 5-12 Voir pages 13-16 pour des notes

1) NAPA ProSelect et Argent - Conduite normale - Intervalles normaux de remplacement 2) NAPA Or - Conduite difficile - Intervalles recommandés par FEO 3) NAPA Platine - Conduite très difficile - Intervalles recommandés par FEO

N/A = No disponible N/R = No requerido N/S = No Servicable Para el aire de la cabina y tabla de localización de filtro, consulte las páginas 5-12 Ver las páginas 13-16 para las notas al pie de página

1) NAPA ProSelect y Plata - Manejo normal - Intervalos normales de cambio 2) NAPA Oro - Manejo difícil - Intervalos recomendados por el OEM 3) NAPA Platino - Manejo muy difícil - Intervalos recomendados por el OEM

*Italicized Part Numbers May Not Be Available.*

Las piezas con números en *italicas* pueden no estar disponibles.

Les numéros de pièce en *italiques* peuvent ne pas être disponibles.

P  
a  
s  
s  
C  
a  
r  
L  
i  
g  
h  
t  
T  
r  
u  
c  
k  
O  
i  
l  
-  
A  
i  
r  
-  
C  
a  
b  
i  
n



GMC 2018-2017

## Pass Car Light Truck - Oil - Air - Cabin

Year/Año/Année Model/Modelo/Modele Engine/Motor/Moteur	Eng. Code Código de motor Code moteur	VIN NIV NIV	GOLD Oil Aceite Huile	ProSelect Oil Aceite Huile	Platinum Oil Aceite Huile	GOLD Air Aire Air	ProSelect Air Aire Air	GOLD Cabin Air Cabina Aire Cabine Air	ProSelect Cabin Air Cabina Aire Cabine Air	Platinum Cabin Air Cabina Aire Cabine Air	Loc. Cabin Air Cabina Aire Cabine Air
--	---	-------------------	--------------------------------	-------------------------------------	------------------------------------	----------------------------	---------------------------------	--	---	--	--

## GMC (Cont'd/Suite)

**2018** (Cont'd/Suite)

## SAVANA 3500 (Cont'd/Suite)

V6 4.3L 262CID Flex			100255	2100255 <sup>70</sup>	4100255	200836	N/A	N/R	N/R	N/R	
V8 6.0L 5967cc 364 CID Flex	L96		7060 <sup>53</sup>	27060 <sup>70</sup>	47060	200655	N/A	N/R	N/R	N/R	

## SIERRA 1500

V6 4.3L 262 CID Flex	LV3		100255	2100255 <sup>70</sup>	4100255	2487 <sup>284</sup> 2488 <sup>155</sup> 2488FR <sup>360</sup>	22487 <sup>284</sup> N/A <sup>155</sup> N/A <sup>360</sup>	230129	2230129	4230129	
V8 5.3L 323 CID			100255	2100255 <sup>70</sup>	4100255	2487 <sup>284</sup> 2488 <sup>155</sup> 2488FR <sup>360</sup>	22487 <sup>284</sup> N/A <sup>155</sup> N/A <sup>360</sup>	230129	2230129	4230129	
V8 6.2L 376 CID			100255	2100255 <sup>70</sup>	4100255	2487 <sup>284</sup> 2488 <sup>155</sup> 2488FR <sup>360</sup>	22487 <sup>284</sup> N/A <sup>155</sup> N/A <sup>360</sup>	230129	2230129	4230129	

## SIERRA 1500 Hybrid

V8 5.3L 5300CC 325CID eAssist	Hybrid eAssist		100255	2100255 <sup>70</sup>	4100255	2487 <sup>284</sup> 2488 <sup>284</sup> 2488FR <sup>360</sup>	22487 <sup>284</sup> N/A <sup>284</sup> N/A <sup>360</sup>	230129	2230129	4230129	
-------------------------------	----------------	--	--------	-----------------------	---------	---	--	--------	---------	---------	--

## SIERRA 2500HD

V8 6.6L 6599CC 403CID Turbo Diesel Diesel	L5P	Y	7202	27202 <sup>70</sup>	47202	200695	2200695	230129	2230129	4230129	
V8 6.0L 5967cc 364 CID	L96		7060 <sup>53</sup>	27060 <sup>70</sup>	47060	2487 <sup>284</sup> 2488 <sup>155</sup> 2488FR <sup>360</sup>	22487 <sup>284</sup> N/A <sup>155</sup> N/A <sup>360</sup>	230129	2230129	4230129	

## SIERRA 3500HD

V8 6.6L 6599CC 403CID Turbo Diesel	L5P		7202 <sup>53</sup>	27202 <sup>70</sup>	47202	200695	2200695	230129	2230129	4230129	
V8 6.0L 5967cc 364 CID	L96		7060 <sup>53</sup>	27060 <sup>70</sup>	47060	2488	N/A	230129	2230129	4230129	

## TERRAIN

L4 2.0L Turbo			100290 <sup>53</sup>	2100290 <sup>70</sup>	4100290	200771	2200771	4211	224211	4234211	
L4 1.5L 1500CC 92CID Turbo	LSD	G	100290 <sup>53</sup>	2100290 <sup>70</sup>	4100290	200771	2200771	4211	224211	4234211	
L4 1.6L Turbo Diesel			100331	N/A	N/A	200771	2200771	4211	224211	4234211	

## YUKON

V8 5.3L FLEX/			100255	2100255 <sup>70</sup>	4100255	2487 <sup>284</sup> 2488 <sup>284</sup> 2488FR <sup>360</sup>	22487 <sup>284</sup> N/A <sup>284</sup> N/A <sup>360</sup>	230129	2230129	4230129	
V8 6.2L FLEX/			100255	2100255 <sup>70</sup>	4100255	2487 <sup>284</sup> 2488 <sup>284</sup> 2488FR <sup>360</sup>	22487 <sup>284</sup> N/A <sup>284</sup> N/A <sup>360</sup>	230129	2230129	4230129	

## YUKON XL

V8 5.3L 5328CC 325CID	L83	C	100255	2100255 <sup>70</sup>	4100255	2487 <sup>284</sup> 2488 <sup>284</sup> 2488FR <sup>360</sup>	22487 <sup>284</sup> N/A <sup>284</sup> N/A <sup>360</sup>	230129	2230129	4230129	
V8 6.2L 6162cc 376 CID Flex	L86	J	100255	2100255 <sup>70</sup>	4100255	2487 <sup>284</sup> 2488 <sup>284</sup> 2488FR <sup>360</sup>	22487 <sup>284</sup> N/A <sup>284</sup> N/A <sup>360</sup>	230129	2230129	4230129	

**2017**

## ACADIA

L4 2.5L 2500CC 153CID	LCV		100290 <sup>53</sup>	2100290 <sup>70</sup>	4100290	200718	2200718	4211	224211	4234211	
V6 3.6L 3600CC 220CID	LGX	S	100255	2100255	4100255	200718	2200718	4211	224211	4234211	

## Acadia Limited

V6 3.6L 217 CID	LLT	D	100255	2100255 <sup>70</sup>	4100255	9634	29634	230074	2230074	N/A	
-----------------	-----	---	--------	-----------------------	---------	------	-------	--------	---------	-----	--

## CANYON

L4 2.5L 153 CID			100290 <sup>53</sup>	2100290 <sup>70</sup>	4100290	200256	2200256	230192	2230192	N/A	
L4 2.8L 2800CC 171CID Turbo Diesel			100286	N/A	N/A	200427	N/A	230192	2230192	N/A	
V6 3.6L 217 CID			7674	27674	47674	200256	2200256	230192	2230192	N/A	

N/A = Not Available N/R = Not Required N/S = Not Servicable For cabin air locator chart, see pages 5-12 See pages 13-16 for footnotes

1) ProSelect - Normal Driving - Traditional Change Intervals 2) NAPA Gold - Severe Driving - OE Recommended intervals 3) NAPA Platinum - Harsh Driving - OE Recommend Intervals

N/A = Non disponible N/R = Non nécessaire N/S = Non réparable Voir le tableau des filtres et d'habitacle aux pages 5-12 Voir pages 13-16 pour des notes

1) NAPA ProSelect et Argent - Conduite normale - Intervalles normaux de remplacement 2) NAPA Or - Conduite difficile - Intervalles recommandés par FEO 3) NAPA Platine - Conduite très difficile - Intervalles recommandés par FEO

N/A = No disponible N/R = No requerido N/S = No Servicable Para el aire de la cabina y tabla de localización de filtro, consulte las páginas 5-12 Ver las páginas 13-16 para las notas al pie de página

1) NAPA ProSelect y Plata - Manejo normal - Intervalos normales de cambio 2) NAPA Oro - Manejo difícil - Intervalos recomendados por el OEM 3) NAPA Platino - Manejo muy difícil - Intervalos recomendados por el OEM

*Italicized Part Numbers May Not Be Available.*Las piezas con números en *italicas* pueden no estar disponibles.  
Les numéros de pièce en *italiques* peuvent ne pas être disponibles.





Pass Car Light Truck - Oil - Air - Cabin

GMC 2017

Year/Año/Année Model/Modelo/Modèle Engine/Motor/Moteur	Eng. Code Código de motor Code moteur	VIN NIV NIV	GOLD Oil Aceite Huile	ProSelect Oil Aceite Huile	Platinum Oil Aceite Huile	GOLD Air Aire Air	ProSelect Air Aire Air	GOLD Cabin Air Cabina Aire Cabine Air	ProSelect Cabin Air Cabina Aire Cabine Air	Platinum Cabin Air Cabina Aire Cabine Air	Loc. Cabin Air Cabina Aire Cabine Air
--	---	-------------------	--------------------------------	-------------------------------------	------------------------------------	----------------------------	---------------------------------	--	---	--	--

GMC (Cont'd/Suite)

**2017** (Cont'd/Suite)

**SAVANA 2500**

L4 2.8L 2800CC 171CID Turbo Diesel			100371 <sup>53</sup>	N/A <sup>70</sup>	N/A	200655	N/A	N/R	N/R	N/R	
V8 4.8L 294CID	L20		7060 <sup>53</sup>	27060 <sup>70</sup>	47060	200655	N/A	N/R	N/R	N/R	
V8 6.0L 5967cc 364 CID	L96		7060 <sup>53</sup>	27060 <sup>70</sup>	47060	200655	N/A	N/R	N/R	N/R	

**SAVANA 3500**

L4 2.8L 2800CC 171CID Turbo Diesel			100371	N/A	N/A	200655	N/A	N/R	N/R	N/R	
V8 4.8L 294CID	L20	F	7060 <sup>53</sup>	27060 <sup>70</sup>	47060	200655	N/A	N/R	N/R	N/R	
V8 6.0L 5967cc 364 CID Flex	L96	G	7060 <sup>53</sup>	27060 <sup>70</sup>	47060	200655	N/A	N/R	N/R	N/R	

**SIERRA 1500**

V6 4.3L 262 CID Flex	LV3		100255	2100255 <sup>70</sup>	4100255	2487 <sup>284</sup> 2488 <sup>155</sup> 2488FR <sup>360</sup>	22487 <sup>284</sup> N/A <sup>155</sup> N/A <sup>360</sup>	230129	2230129	4230129	
V8 5.3L 325 CID Flex			100255	2100255	4100255	2487 <sup>284</sup> 2488 <sup>284</sup> 2488FR <sup>360</sup>	22487 <sup>284</sup> N/A <sup>284</sup> N/A <sup>360</sup>	230129	2230129	4230129	
V8 5.3L 325 CID Gas/Electric P*			100255	2100255 <sup>70</sup>	4100255	2487 <sup>284</sup> 2488 <sup>155</sup> 2488FR <sup>360</sup>	22487 <sup>284</sup> N/A <sup>155</sup> N/A <sup>360</sup>	230129	2230129	4230129	
V8 6.2L 376 CID			100255	2100255 <sup>70</sup>	4100255	2487 <sup>284</sup> 2488 <sup>155</sup> 2488FR <sup>360</sup>	22487 <sup>284</sup> N/A <sup>155</sup> N/A <sup>360</sup>	230129	2230129	4230129	

**SIERRA 1500 Hybrid**

V8 5.3L 5300CC 325CID eAssist	Hybrid eAssist		100255	2100255 <sup>70</sup>	4100255	2487 <sup>284</sup> 2488 <sup>155</sup> 2488FR <sup>360</sup>	22487 <sup>284</sup> N/A <sup>155</sup> N/A <sup>360</sup>	230129	2230129	4230129	
-------------------------------	----------------	--	--------	-----------------------	---------	---	--	--------	---------	---------	--

**SIERRA 2500HD**

V 8 6.6L 6599CC 403CID Turbo Diesel Diesel	L5P	Y	7202	27202 <sup>70</sup>	47202	200695	2200695	230129	2230129	4230129	
V8 6.0L 5967cc 364 CID	L96	G	7060	27060 <sup>70</sup>	47060	2487 <sup>284</sup> 2488 <sup>284</sup>	22487 <sup>284</sup> N/A <sup>284</sup>	230129	2230129	4230129	

**SIERRA 3500HD**

V 8 6.6L 6599CC 403CID Turbo Diesel Diesel	L5P		7202 <sup>53</sup>	27202 <sup>70</sup>	47202	200695	2200695	230129	2230129	4230129	
V8 6.0L 5967cc 364 CID	L96	G	7060 <sup>53</sup>	27060 <sup>70</sup>	47060	2487 <sup>284</sup> 2488 <sup>155</sup> 2488FR <sup>360</sup>	22487 <sup>284</sup> N/A <sup>155</sup> N/A <sup>360</sup>	230129	2230129	4230129	

**TERRAIN**

L4 2.4L 145 CID Flex	LEA	K	7082	27082	47082	9727	29727	4013	224013	4234013	3
V6 3.6L 217 CID	LFX	3	100255	2100255 <sup>70</sup>	4100255	9727	29727	4013	224013	4234013	

**TERRAIN Nightfall Edition**

L4 2.4L 145 CID Flex	LEA	K	7082	27082	47082	9727	29727	4013	224013	4234013	3
V6 3.6L 217 CID	LFX	3	100255	2100255 <sup>70</sup>	4100255	9727	29727	4013	224013	4234013	

**YUKON**

V8 5.3L 5328CC 325CID	L83	C	100255	2100255 <sup>70</sup>	4100255	2487 <sup>284</sup> 2488 <sup>284</sup> 2488FR <sup>360</sup>	22487 <sup>284</sup> N/A <sup>284</sup> N/A <sup>360</sup>	230129	2230129	4230129	
V8 6.2L 6162cc 376 CID Flex	L86	J	100255	2100255 <sup>70</sup>	4100255	2487 <sup>284</sup> 2488 <sup>285</sup> 2488FR <sup>360</sup>	22487 <sup>284</sup> N/A <sup>285</sup> N/A <sup>360</sup>	230129	2230129	4230129	

**YUKON XL**

V8 5.3L 5328CC 325CID	L83	C	100255	2100255	4100255	2487 <sup>284</sup> 2488 <sup>284</sup> 2488FR <sup>360</sup>	22487 <sup>284</sup> N/A <sup>284</sup> N/A <sup>360</sup>	230129	2230129	4230129	
V8 6.2L 6162cc 376 CID Flex	L86	J	100255	2100255	4100255	2487 <sup>284</sup> 2488 <sup>285</sup> 2488FR <sup>360</sup>	22487 <sup>284</sup> N/A <sup>285</sup> N/A <sup>360</sup>	230129	2230129	4230129	

N/A = Not Available N/R = Not Required N/S = Not Servicable For cabin air locator chart, see pages 5-12 See pages 13-16 for footnotes

1) ProSelect - Normal Driving - Traditional Change Intervals 2) NAPA Gold - Severe Driving - OE Recommended intervals 3) NAPA Platinum - Harsh Driving - OE Recommend Intervals

N/A = Non disponible N/R = Non nécessaire N/S = Non réparable Voir le tableau des filtres et d'habitacle aux pages 5-12 Voir pages 13-16 pour des notes

1) NAPA ProSelect et Argent - Conduite normale - Intervalles normaux de remplacement 2) NAPA Or - Conduite difficile - Intervalles recommandés par FEO 3) NAPA Platine - Conduite très difficile - Intervalles recommandés par FEO

N/A = No disponible N/R = No requerido N/S = No Servicable Para el aire de la cabina y tabla de localización de filtro, consulte las páginas 5-12 Ver las páginas 13-16 para las notas al pie de página

1) NAPA ProSelect y Plata - Manejo normal - Intervalles normales de cambio 2) NAPA Oro - Manejo difícil - Intervalles recomendados por el OEM 3) NAPA Platino - Manejo muy difícil - Intervalles recomendados por el OEM

*Italicized Part Numbers May Not Be Available.*

Las piezas con números en *italicas* pueden no estar disponibles.

Les numéros de pièce en *italiques* peuvent ne pas être disponibles.

P  
a  
s  
s  
C  
a  
r  
L  
i  
g  
h  
t  
T  
r  
u  
c  
k  
O  
i  
l  
-  
A  
i  
r  
-  
C  
a  
b  
i  
n



GMC 2016

## Pass Car Light Truck - Oil - Air - Cabin

Year/Año/Année Model/Modelo/Modèle Engine/Motor/Moteur	Eng. Code Código de motor Code moteur	VIN NIV NIV	GOLD Oil Aceite Huile	ProSelect Oil Aceite Huile	Platinum Oil Aceite Huile	GOLD Air Aire Air	ProSelect Air Aire Air	GOLD Cabin Air Cabina Aire Cabine Air	ProSelect Cabin Air Cabina Aire Cabine Air	Platinum Cabin Air Cabina Aire Cabine Air	Loc. Cabin Air Cabina Aire Cabine Air
--	---	-------------------	--------------------------------	-------------------------------------	------------------------------------	----------------------------	---------------------------------	--	---	--	--

## GMC (Cont'd/Suite)

2016

## ACADIA

V6 3.6L 217 CID	LLT	D	100255	2100255	4100255	9634	29634	230074	2230074	N/A	
-----------------	-----	---	--------	---------	---------	------	-------	--------	---------	-----	--

## CANYON

L4 2.5L 153 CID			100290 <sup>53</sup>	2100290 <sup>70</sup>	4100290	200256	2200256	230192	2230192	N/A	
L4 2.8L 2800CC 171CID Turbo Diesel			100286	N/A	N/A	200427	N/A	230192	2230192	N/A	
V6 3.6L 217 CID			7090	27090	47090	200256	2200256	230192	2230192	N/A	

## SAVANA 2500

V8 4.8L 294CID	L20	F	7060 <sup>53</sup>	27060 <sup>70</sup>	47060	6573	26573	N/R	N/R	N/R	
V8 6.0L 5967cc 364 CID Flex	L96	G	7060 <sup>53</sup>	27060 <sup>70</sup>	47060	6573	26573	N/R	N/R	N/R	
V8 6.0L 5967cc 364 CID CNG		B	7060 <sup>53</sup>	27060 <sup>70</sup>	47060	6573	26573	N/R	N/R	N/R	
V8 6.6L 400 CID Turbo Diesel	LGH	L	7202 <sup>53</sup>	27202 <sup>70</sup>	47202	9154	N/A	N/R	N/R	N/R	

## SAVANA 3500

V8 4.8L 294CID	L20	F	7060 <sup>53</sup>	27060 <sup>70</sup>	47060	6573	26573	N/R	N/R	N/R	
V8 6.0L 5967cc 364 CID Flex	L96	G	7060 <sup>53</sup>	27060 <sup>70</sup>	47060	6573	26573	N/R	N/R	N/R	
V8 6.0L 5967cc 364 CID CNG		B	7060 <sup>53</sup>	27060 <sup>70</sup>	47060	6573	26573	N/R	N/R	N/R	
V8 6.6L 400 CID Turbo Diesel	LGH	L	7202 <sup>53</sup>	27202 <sup>70</sup>	47202	9154	N/A	N/R	N/R	N/R	

## SIERRA 1500

V6 4.3L 262 CID Flex	LV3		100255	2100255	4100255	2487 <sup>284</sup> 2488 <sup>155</sup> 2488FR <sup>360</sup>	22487 <sup>284</sup> N/A <sup>155</sup> N/A <sup>360</sup>	230129	2230129	4230129	
V8 5.3L 325 CID			100255	2100255	4100255	2487 <sup>284</sup> 2488 <sup>155</sup> 2488FR <sup>360</sup>	22487 <sup>284</sup> N/A <sup>155</sup> N/A <sup>360</sup>	230129	2230129	4230129	
V8 6.2L 376 CID			100255	2100255 <sup>70</sup>	4100255	2487 <sup>284</sup> 2488 <sup>155</sup> 2488FR <sup>360</sup>	22487 <sup>284</sup> N/A <sup>155</sup> N/A <sup>360</sup>	230129	2230129	4230129	

## SIERRA 1500 Hybrid

V8 5.3L 5300CC 325CID eAssist	Hybrid eAssist		100255	2100255	4100255	2487 <sup>284</sup> 2488 <sup>285</sup> 2488FR <sup>360</sup>	22487 <sup>284</sup> N/A <sup>285</sup> N/A <sup>360</sup>	230129	2230129	4230129	
-------------------------------	----------------	--	--------	---------	---------	---	--	--------	---------	---------	--

## SIERRA 2500HD

V8 6.0L 5967cc 364 CID	L96	G	7060 <sup>53</sup>	27060 <sup>70</sup>	47060	2487 <sup>284</sup> 2488 <sup>155</sup> 2488FR <sup>360</sup>	22487 <sup>284</sup> N/A <sup>155</sup> N/A <sup>360</sup>	230129	2230129	4230129	
V8 6.0L 5967cc 364 CID CNG		B	7060 <sup>53</sup>	27060 <sup>70</sup>	47060	2487 <sup>284</sup> 2488 <sup>155</sup> 2488FR <sup>360</sup>	22487 <sup>284</sup> N/A <sup>155</sup> N/A <sup>360</sup>	230129	2230129	4230129	
V8 6.6L 400 CID Turbo Diesel	LML	8	7202 <sup>53</sup>	27202 <sup>70</sup>	47202	9314	29314	230129	2230129	4230129	

## SIERRA 3500HD

V8 6.0L 5967cc 364 CID	L96	G	7060 <sup>53</sup>	27060 <sup>70</sup>	47060	2487 <sup>284</sup> 2488 <sup>155</sup> 2488FR <sup>360</sup>	22487 <sup>284</sup> N/A <sup>155</sup> N/A <sup>360</sup>	230129	2230129	4230129	
V8 6.0L 5967cc 364 CID CNG		B	7060 <sup>53</sup>	27060 <sup>70</sup>	47060	2487 <sup>284</sup> 2488 <sup>155</sup> 2488FR <sup>360</sup>	22487 <sup>284</sup> N/A <sup>155</sup> N/A <sup>360</sup>	230129	2230129	4230129	
V8 6.6L 400 CID Turbo Diesel	LML	8	7202 <sup>53</sup>	27202 <sup>70</sup>	47202	9314	29314	230129	2230129	4230129	

## TERRAIN

L4 2.4L 145 CID Flex	LEA	K	7082	27082	47082	9727	29727	4013	224013	4234013	3
V6 3.6L 217 CID	LFX	3	100255	2100255 <sup>70</sup>	4100255	9727	29727	4013	224013	4234013	

## YUKON

V8 5.3L 5328CC 325CID	L83	C	100255	2100255 <sup>70</sup>	4100255	2488 <sup>155</sup> 2488FR <sup>360</sup> 2487 <sup>284</sup>	N/A <sup>155</sup> N/A <sup>360</sup> 22487 <sup>284</sup>	230129	2230129	4230129	
-----------------------	-----	---	--------	-----------------------	---------	---	--	--------	---------	---------	--

N/A = Not Available N/R = Not Required N/S = Not Servicable For cabin air locator chart, see pages 5-12 See pages 13-16 for footnotes

1) ProSelect - Normal Driving - Traditional Change Intervals 2) NAPA Gold - Severe Driving - OE Recommended intervals 3) NAPA Platinum - Harsh Driving - OE Recommend Intervals

N/A = Non disponible N/R = Non nécessaire N/S = Non réparable Voir le tableau des filtres et d'habitacle aux pages 5-12 Voir pages 13-16 pour des notes

1) NAPA ProSelect et Argent - Conduite normale - Intervalles normaux de remplacement 2) NAPA Or - Conduite difficile - Intervalles recommandés par FEO 3) NAPA Platine - Conduite très difficile - Intervalles recommandés par FEO

N/A = No disponible N/R = No requerido N/S = No Servicable Para el aire de la cabina y tabla de localización de filtro, consulte las páginas 5-12 Ver las páginas 13-16 para las notas al pie de página

1) NAPA ProSelect y Plata - Manejo normal - Intervalos normales de cambio 2) NAPA Oro - Manejo difícil - Intervalos recomendados por el OEM 3) NAPA Platino - Manejo muy difícil - Intervalos recomendados por el OEM

Italicized Part Numbers May Not Be Available.

Las piezas con números en *italicas* pueden no estar disponibles.  
Les numéros de pièce en *italiques* peuvent ne pas être disponibles.



Pass Car Light Truck - Oil - Air - Cabin

GMC 2016-2014

Year/Ano/Année Model/Modelo/Modèle Engine/Motor/Moteur	Eng. Code Código de motor Code moteur	VIN NIV NIV	GOLD Oil Aceite Huile	ProSelect Oil Aceite Huile	Platinum Oil Aceite Huile	GOLD Air Aire Air	ProSelect Air Aire Air	GOLD Cabin Air Cabina Aire Cabine Air	ProSelect Cabin Air Cabina Aire Cabine Air	Platinum Cabin Air Cabina Aire Cabine Air	Loc. Cabin Air Cabina Aire Cabine Air
--	---	-------------------	--------------------------------	-------------------------------------	------------------------------------	----------------------------	---------------------------------	--	---	--	--

GMC (Cont'd/Suite)

2016 (Cont'd/Suite)

YUKON (Cont'd/Suite)

V8 6.2L 6162cc 376 CID Flex	L86	J	100255	2100255 <sup>70</sup>	4100255	2487 <sup>284</sup> 2488 <sup>155</sup> 2488FR <sup>360</sup>	22487 <sup>284</sup> N/A <sup>155</sup> N/A <sup>360</sup>	230129	2230129	4230129	
-----------------------------	-----	---	--------	-----------------------	---------	---	--	--------	---------	---------	--

YUKON XL

V8 5.3L 5328CC 325CID	L83	C	100255	2100255 <sup>70</sup>	4100255	2488 <sup>155</sup> 2488FR <sup>360</sup> 2487 <sup>284</sup>	N/A <sup>155</sup> N/A <sup>360</sup> 22487 <sup>284</sup>	230129	2230129	4230129	
V8 6.2L 6162cc 376 CID Flex	L86	J	100255	2100255 <sup>70</sup>	4100255	2487 <sup>284</sup> 2488 <sup>155</sup> 2488FR <sup>360</sup>	22487 <sup>284</sup> N/A <sup>155</sup> N/A <sup>360</sup>	230129	2230129	4230129	

2015

ACADIA

V6 3.6L 217 CID	LLT	D	100255	2100255	4100255	9634	29634	230074	2230074	N/A	
-----------------	-----	---	--------	---------	---------	------	-------	--------	---------	-----	--

CANYON

L4 2.5L 153 CID			100290 <sup>53</sup>	2100290 <sup>70</sup>	4100290	200256	2200256	230192	2230192	N/A	
V6 3.6L 217 CID			7090	27090	47090	200256	2200256	230192	2230192	N/A	

SAVANA VAN (UP TO 3500 SERIES)

V8 4.8L 294CID	L20	A	7060 <sup>53</sup>	27060 <sup>70</sup>	47060	6573	26573	N/R	N/R	N/R	
V8 6.0L 5967cc 364 CID	L96	G	7060 <sup>53</sup>	27060	47060	6573	26573	N/R	N/R	N/R	
V8 6.6L 400 CID Turbo Diesel	LGH	L	7202 <sup>53</sup>	27202 <sup>70</sup>	47202	9154	N/A	N/R	N/R	N/R	

SIERRA PICKUPS (UP TO 3500 SERIES)

V6 4.3L 262 CID Flex	LV3		100255	2100255	4100255	2487 <sup>284</sup> 2488 <sup>155</sup> 2488FR <sup>360</sup>	22487 <sup>284</sup> N/A <sup>155</sup> N/A <sup>360</sup>	230129	2230129	4230129	
V8 5.3L 5328CC 325CID	L83	C	100255	2100255	4100255	2487 <sup>284</sup> 2488 <sup>155</sup> 2488FR <sup>360</sup>	22487 <sup>284</sup> N/A <sup>155</sup> N/A <sup>360</sup>	230129	2230129	4230129	
V8 6.0L 5967cc 364 CID	L96	G	7060 <sup>53</sup>	27060 <sup>70</sup>	47060	2487 <sup>284</sup> 2488 <sup>155</sup> 2488FR <sup>360</sup>	22487 <sup>284</sup> N/A <sup>155</sup> N/A <sup>360</sup>	230129	2230129	4230129	
	LC8	B	7060 <sup>53</sup>	27060 <sup>70</sup>	47060	2487 <sup>284</sup> 2488 <sup>155</sup> 2488FR <sup>360</sup>	22487 <sup>284</sup> N/A <sup>155</sup> N/A <sup>360</sup>	230129	2230129	4230129	
V8 6.2L 6162cc 376 CID Flex	L86		100255	2100255	4100255	2487 <sup>284</sup> 2488 <sup>155</sup> 2488FR <sup>360</sup>	22487 <sup>284</sup> N/A <sup>155</sup> N/A <sup>360</sup>	230129	2230129	4230129	
V8 6.6L 400 CID Turbo Diesel	LML	8	7202 <sup>53</sup>	27202 <sup>70</sup>	47202	9314	29314	230129	2230129	4230129	

TERRAIN

L4 2.4L 145 CID Flex	LEA	K	7082	27082	47082	9727	29727	4013	224013	4234013	3
V6 3.6L 217 CID	LFX	3	100255	2100255	4100255	9727	29727	4013	224013	4234013	

YUKON (ALL)

V8 5.3L 5328CC 325CID	L83	C	100255	2100255	4100255	2488 <sup>155</sup> 2488FR <sup>360</sup> 2487 <sup>284</sup>	N/A <sup>155</sup> N/A <sup>360</sup> 22487 <sup>284</sup>	230129	2230129	4230129	
V8 6.2L 6162cc 376 CID Flex	L86	J	100255	2100255 <sup>70</sup>	4100255	2487 <sup>284</sup> 2488 <sup>155</sup> 2488FR <sup>360</sup>	22487 <sup>284</sup> N/A <sup>155</sup> N/A <sup>360</sup>	230129	2230129	4230129	

2014

ACADIA

V6 3.6L 217 CID	LLT	D	100255	2100255	4100255	9634	29634	230074	2230074	N/A	
-----------------	-----	---	--------	---------	---------	------	-------	--------	---------	-----	--

SAVANA VAN (UP TO 3500 SERIES)

V6 4.3L 262 CID	LU3	X	1040 <sup>53</sup>	21040 <sup>70</sup>	41040	6573	26573	N/R	N/R	N/R	
V8 4.8L 294CID	L20	A	7060 <sup>53</sup>	27060 <sup>70</sup>	47060	6573	26573	N/R	N/R	N/R	

N/A = Not Available N/R = Not Required N/S = Not Servicable For cabin air locator chart, see pages 5-12 See pages 13-16 for footnotes

1) ProSelect - Normal Driving - Traditional Change Intervals 2) NAPA Gold - Severe Driving - OE Recommended intervals 3) NAPA Platinum - Harsh Driving - OE Recommend Intervals

N/A = Non disponible N/R = Non nécessaire N/S = Non réparable Voir le tableau des filtres et d'habitacle aux pages 5-12 Voir pages 13-16 pour des notes

1) NAPA ProSelect et Argent - Conduite normale - Intervalles normaux de remplacement 2) NAPA Or - Conduite difficile - Intervalles recommandés par FEO 3) NAPA Platine - Conduite très difficile - Intervalles recommandés par FEO

N/A = No disponible N/R = No requerido N/S = No Servicable Para el aire de la cabina y tabla de localización de filtro, consulte las páginas 5-12 Ver las páginas 13-16 para las notas al pie de página

1) NAPA ProSelect y Plata - Manejo normal - Intervalles normales de cambio 2) NAPA Oro - Manejo difícil - Intervalles recomendados por el OEM 3) NAPA Platino - Manejo muy difícil - Intervalles recomendados por el OEM

Italicized Part Numbers May Not Be Available.

Las piezas con números en *italicas* pueden no estar disponibles.

Les numéros de pièce en *italiques* peuvent ne pas être disponibles.

P  
a  
s  
s  
C  
a  
r  
L  
i  
g  
h  
t  
T  
r  
u  
c  
k  
O  
i  
l  
-  
A  
i  
r  
-  
C  
a  
b  
i  
n



GMC 2014-2013

## Pass Car Light Truck - Oil - Air - Cabin

Year/Año/Année Model/Modelo/Modèle Engine/Motor/Moteur	Eng. Code Código de motor Code moteur	VIN NIV NIV	GOLD Oil Aceite Huile	ProSelect Oil Aceite Huile	Platinum Oil Aceite Huile	GOLD Air Aire Air	ProSelect Air Aire Air	GOLD Cabin Air Cabina Aire Cabine Air	ProSelect Cabin Air Cabina Aire Cabine Air	Platinum Cabin Air Cabina Aire Cabine Air	Loc. Cabin Air Cabina Aire Cabine Air
--	---	-------------------	--------------------------------	-------------------------------------	------------------------------------	----------------------------	---------------------------------	--	---	--	--

## GMC (Cont'd/Suite)

2014 (Cont'd/Suite)

## SAVANA VAN (UP TO 3500 SERIES) (Cont'd/Suite)

V8 5.3L 5328cc 325 CID Flex	LMF	4	7060 <sup>53</sup>	27060 <sup>70</sup>	47060	6573	26573	N/R	N/R	N/R	
V8 6.0L 5967cc 364 CID	L96	G	7060 <sup>53</sup>	27060 <sup>70</sup>	47060	6573	26573	N/R	N/R	N/R	
	LC8	B	7060 <sup>53</sup>	27060 <sup>70</sup>	47060	6573	26573	N/R	N/R	N/R	
V8 6.6L 400 CID Turbo Diesel	LGH	L	7202 <sup>53</sup>	27202 <sup>70</sup>	47202	9154	N/A	N/R	N/R	N/R	

## SIERRA PICKUPS (UP TO 3500 SERIES)

V6 4.3L 262 CID Flex	LV3		100255	2100255	4100255	2488 <sup>155</sup> 2488FR <sup>360</sup> 2487 <sup>284</sup>	N/A <sup>155</sup> N/A <sup>360</sup> 22487 <sup>284</sup>	230129	2230129	4230129	
V8 5.3L 5328CC 325CID	L83	C	100255	2100255	4100255	2488 <sup>155</sup> 2488FR <sup>360</sup> 2487 <sup>284</sup>	N/A <sup>155</sup> N/A <sup>360</sup> 22487 <sup>284</sup>	230129	2230129	4230129	
V8 6.0L 5967cc 364 CID	L96	G	7060 <sup>53</sup>	27060 <sup>70</sup>	47060	2487 <sup>284</sup> 2488 <sup>155</sup> 2488FR <sup>360</sup>	22487 <sup>284</sup> N/A <sup>155</sup> N/A <sup>360</sup>	230129	2230129	4230129	
	LC8	B	7060 <sup>53</sup>	27060 <sup>70</sup>	47060	2487 <sup>284</sup> 2488 <sup>155</sup> 2488FR <sup>360</sup>	22487 <sup>284</sup> N/A <sup>155</sup> N/A <sup>360</sup>	230129	2230129	4230129	
V8 6.2L 6162cc 376 CID Flex	L86		100255	2100255	4100255	2487 <sup>284</sup> 2488 <sup>155</sup> 2488FR <sup>360</sup>	22487 <sup>284</sup> N/A <sup>155</sup> N/A <sup>360</sup>	230129	2230129	4230129	
V8 6.6L 400 CID Turbo Diesel	LML	8	7202 <sup>53</sup>	27202 <sup>70</sup>	47202	9314	29314	230129	2230129	4230129	

## TERRAIN

L4 2.4L 145 CID	LEA	K	7082	27082 <sup>70</sup>	47082	9727	29727	4013	224013	4234013	3
L4 2.4L 145 CID Flex	LEA	K	7082	27082	47082	9727	29727	4013	224013	4234013	3
V6 3.6L 217 CID	LFX	3	100255	2100255 <sup>70</sup>	4100255	9727	29727	4013	224013	4234013	
V6 3.6L 217 CID Flex	LFX	3	100255	2100255	4100255	9727	29727	4013	224013	4234013	

## YUKON (ALL)

V8 5.3L 5328cc 325 CID Flex	LC9	7	7060 <sup>53</sup>	27060 <sup>70</sup>	47060	2487 <sup>284</sup> 2488 <sup>155</sup> 2488FR <sup>360</sup>	22487 <sup>284</sup> N/A <sup>155</sup> N/A <sup>360</sup>	230428 <sup>79</sup> N/A <sup>79</sup>	2230428 <sup>79</sup> N/A <sup>79</sup>	N/A <sup>79</sup> N/A <sup>79</sup>	
	LMG	0	7060 <sup>53</sup>	27060 <sup>70</sup>	47060	2487 <sup>284</sup> 2488 <sup>155</sup> 2488FR <sup>360</sup>	22487 <sup>284</sup> N/A <sup>155</sup> N/A <sup>360</sup>	230428 <sup>79</sup> N/A <sup>79</sup>	2230428 <sup>79</sup> N/A <sup>79</sup>	N/A <sup>79</sup> N/A <sup>79</sup>	
V8 6.2L 376 CID Flex	L94	F	7060 <sup>53</sup>	27060 <sup>70</sup>	47060	2487 <sup>284</sup> 2488 <sup>155</sup> 2488FR <sup>360</sup>	22487 <sup>284</sup> N/A <sup>155</sup> N/A <sup>360</sup>	230428 <sup>79</sup> N/A <sup>79</sup>	2230428 <sup>79</sup> N/A <sup>79</sup>	N/A <sup>79</sup> N/A <sup>79</sup>	

2013

## ACADIA

V6 3.6L 217 CID	LLT	D	100255	2100255	4100255	9634	29634	230074	2230074	N/A	
-----------------	-----	---	--------	---------	---------	------	-------	--------	---------	-----	--

## SAVANA VAN (UP TO 3500 SERIES)

V6 4.3L 262 CID	LU3	X	1040 <sup>53</sup>	21040 <sup>70</sup>	41040	6573	26573	N/R	N/R	N/R	
V8 4.8L 294CID	L20	A	7060 <sup>53</sup>	27060 <sup>70</sup>	47060	6573	26573	N/R	N/R	N/R	
V8 5.3L 5328cc 325 CID Flex	LMF	4	7060 <sup>53</sup>	27060 <sup>70</sup>	47060	6573	26573	N/R	N/R	N/R	
V8 6.0L 5967cc 364 CID	L96	G	7060 <sup>53</sup>	27060 <sup>70</sup>	47060	6573	26573	N/R	N/R	N/R	
	LC8	B	7060 <sup>53</sup>	27060 <sup>70</sup>	47060	6573	26573	N/R	N/R	N/R	
V8 6.6L 400 CID Turbo Diesel	LGH	L	7202 <sup>53</sup>	27202 <sup>70</sup>	47202	9154	N/A	N/R	N/R	N/R	

## SIERRA HYBRID

V8 6.0L 364 CID Gas/Electric	LZ1	J	7060 <sup>53</sup>	27060 <sup>70</sup>	47060	2487 <sup>284</sup> 2488 <sup>155</sup> 2488FR <sup>360</sup>	22487 <sup>284</sup> N/A <sup>155</sup> N/A <sup>360</sup>	230428	2230428	N/A	
------------------------------	-----	---	--------------------	---------------------	-------	---	--	--------	---------	-----	--

## SIERRA PICKUPS (UP TO 3500 SERIES)

V6 4.3L 262CID	LU3	Z	1040 <sup>53</sup>	21040 <sup>70</sup>	41040	2487 <sup>284</sup> 2488 <sup>155</sup> 2488FR <sup>360</sup>	22487 <sup>284</sup> N/A <sup>155</sup> N/A <sup>360</sup>	230428	2230428	N/A	
----------------	-----	---	--------------------	---------------------	-------	---	--	--------	---------	-----	--

N/A = Not Available N/R = Not Required N/S = Not Servicable For cabin air locator chart, see pages 5-12 See pages 13-16 for footnotes

1) ProSelect - Normal Driving - Traditional Change Intervals 2) NAPA Gold - Severe Driving - OE Recommended Intervals 3) NAPA Platinum - Harsh Driving - OE Recommend Intervals

N/A = Non disponible N/R = Non nécessaire N/S = Non réparable Voir le tableau des filtres et d'habitacle aux pages 5-12 Voir pages 13-16 pour des notes

1) NAPA ProSelect et Argent - Conduite normale - Intervalles normaux de remplacement 2) NAPA Or - Conduite difficile - Intervalles recommandés par FEO 3) NAPA Platine - Conduite très difficile - Intervalles recommandés par FEO

N/A = No disponible N/R = No requerido N/S = No Servicable Para el aire de la cabina y tabla de localización de filtro, consulte las páginas 5-12 Ver las páginas 13-16 para las notas al pie de página

1) NAPA ProSelect y Plata - Manejo normal - Intervalos normales de cambio 2) NAPA Oro - Manejo difícil - Intervalos recomendados por el OEM 3) NAPA Platino - Manejo muy difícil - Intervalos recomendados por el OEM

Italicized Part Numbers May Not Be Available.

Las piezas con números en *italicas* pueden no estar disponibles.  
Les numéros de pièce en *italiques* peuvent ne pas être disponibles.



Pass Car Light Truck - Oil - Air - Cabin

GMC 2013-2012

Year/Año/Année Model/Modelo/Modèle Engine/Motor/Moteur	Eng. Code Código de motor Code moteur	VIN NIV NIV	GOLD Oil Aceite Huile	ProSelect Oil Aceite Huile	Platinum Oil Aceite Huile	GOLD Air Aire Air	ProSelect Air Aire Air	GOLD Cabin Air Cabina Aire Cabine Air	ProSelect Cabin Air Cabina Aire Cabine Air	Platinum Cabin Air Cabina Aire Cabine Air	Loc. Cabin Air Cabina Aire Cabine Air
--	---	-------------------	--------------------------------	-------------------------------------	------------------------------------	----------------------------	---------------------------------	--	---	--	--

GMC (Cont'd/Suite)

**2013** (Cont'd/Suite)

SIERRA PICKUPS (UP TO 3500 SERIES) (Cont'd/Suite)

V8 4.8L 294CID	L20	A	7060 <sup>53</sup>	27060 <sup>70</sup>	47060	2487 <sup>284</sup> 2488 <sup>155</sup> 2488FR <sup>360</sup>	22487 <sup>284</sup> N/A <sup>155</sup> N/A <sup>360</sup>	230428	2230428	N/A	
V8 5.3L 325 CID Flex	LC9,LMG	0,7	7060 <sup>53</sup>	27060 <sup>70</sup>	47060	2487 <sup>284</sup> 2488 <sup>155</sup> 2488FR <sup>360</sup>	22487 <sup>284</sup> N/A <sup>155</sup> N/A <sup>360</sup>	230428	2230428	N/A	
V8 6.0L 5967cc 364 CID	L96	G	7060 <sup>53</sup>	27060 <sup>70</sup>	47060	2487 <sup>284</sup> 2488 <sup>155</sup> 2488FR <sup>360</sup>	22487 <sup>284</sup> N/A <sup>155</sup> N/A <sup>360</sup>	230428	2230428	N/A	
V8 6.2L 376 CID Flex	L9H	2	7060 <sup>53</sup>	27060 <sup>70</sup>	47060	2487 <sup>284</sup> 2488 <sup>155</sup> 2488FR <sup>360</sup>	22487 <sup>284</sup> N/A <sup>155</sup> N/A <sup>360</sup>	230428	2230428	N/A	
V8 6.6L 400 CID Turbo Diesel	LML	8	7202 <sup>53</sup>	27202 <sup>70</sup>	47202	9314	29314	230428	2230428	N/A	

TERRAIN

L4 2.4L 145 CID	LEA	K	7082	27082 <sup>70</sup>	47082	9727	29727	4013	224013	4234013	3
L4 2.4L 145 CID Flex	LEA	K	7082	27082 <sup>70</sup>	47082	9727	29727	4013	224013	4234013	3
V6 3.6L 217 CID	LFX	3	100255	2100255	4100255	9727	29727	4013	224013	4234013	
V6 3.6L 217 CID Flex	LFX	3	100255	2100255	4100255	9727	29727	4013	224013	4234013	

YUKON (ALL)

V8 5.3L 5328cc 325 CID Flex	LC9	7	7060 <sup>53</sup>	27060 <sup>70</sup>	47060	2487 <sup>284</sup> 2488 <sup>155</sup> 2488FR <sup>360</sup>	22487 <sup>284</sup> N/A <sup>155</sup> N/A <sup>360</sup>	230428	2230428	N/A	
	LMG	0	7060 <sup>53</sup>	27060 <sup>70</sup>	47060	2487 <sup>284</sup> 2488 <sup>155</sup> 2488FR <sup>360</sup>	22487 <sup>284</sup> N/A <sup>155</sup> N/A <sup>360</sup>	230428	2230428	N/A	
V8 6.0L 5967cc 364 CID	L96	G	7060 <sup>53</sup>	27060 <sup>70</sup>	47060	2487 <sup>284</sup> 2488 <sup>155</sup> 2488FR <sup>360</sup>	22487 <sup>284</sup> N/A <sup>155</sup> N/A <sup>360</sup>	230428	2230428	N/A	
V8 6.2L 376 CID Flex	L94	F	7060 <sup>53</sup>	27060 <sup>70</sup>	47060	2487 <sup>284</sup> 2488 <sup>155</sup> 2488FR <sup>360</sup>	22487 <sup>284</sup> N/A <sup>155</sup> N/A <sup>360</sup>	230428	2230428	N/A	

YUKON HYBRID

V8 6.0L 364 CID Gas/Electric	LZ1	J	7060 <sup>53</sup>	27060 <sup>70</sup>	47060	2487 <sup>284</sup> 2488 <sup>155</sup> 2488FR <sup>360</sup>	22487 <sup>284</sup> N/A <sup>155</sup> N/A <sup>360</sup>	230428	2230428	N/A	
------------------------------	-----	---	--------------------	---------------------	-------	---	--	--------	---------	-----	--

**2012**

ACADIA

V6 3.6L 217 CID	LLT	D	100255	2100255	4100255	9634	29634	230074	2230074	N/A	
-----------------	-----	---	--------	---------	---------	------	-------	--------	---------	-----	--

CANYON

L4 2.9L 178 CID		9	1042 <sup>53</sup>	21042 <sup>70</sup>	41042	9429	29429	N/R	N/R	N/R	
L5 3.7L 3654cc 223 CID		E	1522 <sup>53</sup>	21522 <sup>70</sup>	41522	9429	29429	N/R	N/R	N/R	
V8 5.3L 325 CID		P	7060 <sup>53</sup>	27060 <sup>70</sup>	47060	9429	29429	N/R	N/R	N/R	

SAVANA VAN (UP TO 3500 SERIES)

V6 4.3L 262CID		Z	1040 <sup>53</sup>	21040 <sup>70</sup>	41040	6573	26573	N/R	N/R	N/R	
V8 4.8L 294CID	L20	A	7060 <sup>53</sup>	27060 <sup>70</sup>	47060	6573	26573	N/R	N/R	N/R	
V8 5.3L 5328cc 325 CID Flex	LMF	4	7060 <sup>53</sup>	27060 <sup>70</sup>	47060	6573	26573	N/R	N/R	N/R	
V8 6.0L 5967cc 364 CID	L96	G	7060 <sup>53</sup>	27060 <sup>70</sup>	47060	6573	26573	N/R	N/R	N/R	
	LC8	B	7060 <sup>53</sup>	27060 <sup>70</sup>	47060	6573	26573	N/R	N/R	N/R	
V8 6.6L 400 CID Turbo Diesel	LGH	L	7202 <sup>53</sup>	27202 <sup>70</sup>	47202	9154	N/A	N/R	N/R	N/R	

SIERRA HYBRID

V8 6.0L 364 CID Gas/Electric	LZ1	J	7060 <sup>53</sup>	27060 <sup>70</sup>	47060	2487 <sup>284</sup> 2488 <sup>155</sup> 2488FR <sup>360</sup>	22487 <sup>284</sup> N/A <sup>155</sup> N/A <sup>360</sup>	230428	2230428	N/A	
------------------------------	-----	---	--------------------	---------------------	-------	---	--	--------	---------	-----	--

N/A = Not Available N/R = Not Required N/S = Not Servicable For cabin air locator chart, see pages 5-12 See pages 13-16 for footnotes

1) ProSelect - Normal Driving - Traditional Change Intervals 2) NAPA Gold - Severe Driving - OE Recommended intervals 3) NAPA Platinum - Harsh Driving - OE Recommend Intervals

N/A = Non disponible N/R = Non nécessaire N/S = Non réparable Voir le tableau des filtres et d'habitacle aux pages 5-12 Voir pages 13-16 pour des notes

1) NAPA ProSelect et Argent - Conduite normale - Intervalles normaux de remplacement 2) NAPA Or - Conduite difficile - Intervalles recommandés par FEO 3) NAPA Platine - Conduite très difficile - Intervalles recommandés par FEO

N/A = No disponible N/R = No requerido N/S = No Servicable Para el aire de la cabina y tabla de localización de filtro, consulte las páginas 5-12 Ver las páginas 13-16 para las notas al pie de página

1) NAPA ProSelect y Plata - Manejo normal - Intervalos normales de cambio 2) NAPA Oro - Manejo difícil - Intervalos recomendados por el OEM 3) NAPA Platino - Manejo muy difícil - Intervalos recomendados por el OEM

*Italicized Part Numbers May Not Be Available.*

Las piezas con números en *italicas* pueden no estar disponibles.

Les numéros de pièce en *italiques* peuvent ne pas être disponibles.

P  
a  
s  
s  
C  
a  
r  
L  
i  
g  
h  
t  
T  
r  
u  
c  
k  
O  
i  
l  
-  
A  
i  
r  
-  
C  
a  
b  
i  
n



GMC 2012-2011

Pass Car Light Truck - Oil - Air - Cabin

Year/Año/Année Model/Modelo/Modèle Engine/Motor/Moteur	Eng. Code Código de motor Code moteur	VIN NIV NIV	GOLD Oil Aceite Huile	ProSelect Oil Aceite Huile	Platinum Oil Aceite Huile	GOLD Air Aire Air	ProSelect Air Aire Air	GOLD Cabin Air Cabina Aire Cabine Air	ProSelect Cabin Air Cabina Aire Cabine Air	Platinum Cabin Air Cabina Aire Cabine Air	Loc. Cabin Air Cabina Aire Cabine Air
--	---	-------------------	--------------------------------	-------------------------------------	------------------------------------	----------------------------	---------------------------------	--	---	--	--

GMC (Cont'd/Suite)

**2012** (Cont'd/Suite)

SIERRA PICKUPS (UP TO 3500 SERIES)

V6 4.3L 262CID	LU3	Z	1040 <sup>53</sup>	21040 <sup>70</sup>	41040	2487 <sup>284</sup> 2488 <sup>155</sup> 2488FR <sup>360</sup>	22487 <sup>284</sup> N/A <sup>155</sup> N/A <sup>360</sup>	230428	2230428	N/A	
V8 4.8L 294CID	L20	A	7060 <sup>53</sup>	27060 <sup>70</sup>	47060	2487 <sup>284</sup> 2488 <sup>155</sup> 2488FR <sup>360</sup>	22487 <sup>284</sup> N/A <sup>155</sup> N/A <sup>360</sup>	230428	2230428	N/A	
V8 5.3L 325 CID Flex		0,7	7060 <sup>53</sup>	27060 <sup>70</sup>	47060	2487 <sup>284</sup> 2488 <sup>155</sup> 2488FR <sup>360</sup>	22487 <sup>284</sup> N/A <sup>155</sup> N/A <sup>360</sup>	230428	2230428	N/A	
V8 6.0L 5967cc 364 CID	L96	G	7060 <sup>53</sup>	27060 <sup>70</sup>	47060	2487 <sup>284</sup> 2488 <sup>155</sup> 2488FR <sup>360</sup>	22487 <sup>284</sup> N/A <sup>155</sup> N/A <sup>360</sup>	230428	2230428	N/A	
V8 6.2L 376 CID Flex	L9H	2	7060 <sup>53</sup>	27060 <sup>70</sup>	47060	2487 <sup>284</sup> 2488 <sup>155</sup> 2488FR <sup>360</sup>	22487 <sup>284</sup> N/A <sup>155</sup> N/A <sup>360</sup>	230428	2230428	N/A	
V8 6.6L 400 CID Turbo Diesel	LGH	L,8	7202 <sup>53</sup>	27202 <sup>70</sup>	47202	9314	29314	230428	2230428	N/A	

TERRAIN

L4 2.4L 145 CID	LEA	K	7082	27082 <sup>70</sup>	47082	9727	29727	4013	224013	4234013	3
L4 2.4L 145 CID Flex	LEA	K	7082	27082 <sup>70</sup>	47082	9727	29727	4013	224013	4234013	3
V6 3.0L 182 CID	LFW	5	100255	2100255	4100255	9727	29727	4013	224013	4234013	3

YUKON (ALL)

V8 5.3L 5328cc 325 CID Flex	LC9	7	7060 <sup>53</sup>	27060 <sup>70</sup>	47060	2487 <sup>284</sup> 2488 <sup>155</sup> 2488FR <sup>360</sup>	22487 <sup>284</sup> N/A <sup>155</sup> N/A <sup>360</sup>	230428	2230428	N/A	
	LMG	0	7060 <sup>53</sup>	27060 <sup>70</sup>	47060	2487 <sup>284</sup> 2488 <sup>155</sup> 2488FR <sup>360</sup>	22487 <sup>284</sup> N/A <sup>155</sup> N/A <sup>360</sup>	230428	2230428	N/A	
V8 6.0L 5967cc 364 CID	L96	G	7060 <sup>53</sup>	27060 <sup>70</sup>	47060	2487 <sup>284</sup> 2488 <sup>155</sup> 2488FR <sup>360</sup>	22487 <sup>284</sup> N/A <sup>155</sup> N/A <sup>360</sup>	230428	2230428	N/A	
V8 6.2L 376 CID Flex	L94	F	7060 <sup>53</sup>	27060 <sup>70</sup>	47060	2487 <sup>284</sup> 2488 <sup>155</sup> 2488FR <sup>360</sup>	22487 <sup>284</sup> N/A <sup>155</sup> N/A <sup>360</sup>	230428	2230428	N/A	

YUKON HYBRID

V8 6.0L 364 CID Gas/Electric	LZ1	J	7060 <sup>53</sup>	27060 <sup>70</sup>	47060	2487 <sup>284</sup> 2488 <sup>155</sup> 2488FR <sup>360</sup>	22487 <sup>284</sup> N/A <sup>155</sup> N/A <sup>360</sup>	230428	2230428	N/A	
------------------------------	-----	---	--------------------	---------------------	-------	---	--	--------	---------	-----	--

**2011**

ACADIA

V6 3.6L 217 CID	LLT	D	100255	2100255 <sup>70</sup>	4100255	9634	29634	230074	2230074	N/A	
-----------------	-----	---	--------	-----------------------	---------	------	-------	--------	---------	-----	--

CANYON

L4 2.9L 178 CID		9	1042 <sup>53</sup>	21042 <sup>70</sup>	41042	9429	29429	N/R	N/R	N/R	
L5 3.7L 3654cc 223 CID		E	1522 <sup>53</sup>	21522 <sup>70</sup>	41522	9429	29429	N/R	N/R	N/R	
V8 5.3L 325 CID		P	7060 <sup>53</sup>	27060 <sup>70</sup>	47060	9429	29429	N/R	N/R	N/R	

SAVANA VAN (UP TO 3500 SERIES)

V6 4.3L 262CID		Z	1040 <sup>53</sup>	21040 <sup>70</sup>	41040	6573	26573	N/R	N/R	N/R	
V8 4.8L 294CID	L20	A	7060 <sup>53</sup>	27060 <sup>70</sup>	47060	6573	26573	N/R	N/R	N/R	
V8 5.3L 5328cc 325 CID Flex	LMF	4	7060 <sup>53</sup>	27060 <sup>70</sup>	47060	6573	26573	N/R	N/R	N/R	
V8 6.0L 5967cc 364 CID	L96	G	7060 <sup>53</sup>	27060 <sup>70</sup>	47060	6573	26573	N/R	N/R	N/R	
	LC8	B	7060 <sup>53</sup>	27060 <sup>70</sup>	47060	6573	26573	N/R	N/R	N/R	
V8 6.6L 400 CID Turbo Diesel	LGH	L	7202 <sup>53</sup>	27202 <sup>70</sup>	47202	9154	N/A	N/R	N/R	N/R	

N/A = Not Available N/R = Not Required N/S = Not Servicable For cabin air locator chart, see pages 5-12 See pages 13-16 for footnotes

1) ProSelect - Normal Driving - Traditional Change Intervals 2) NAPA Gold - Severe Driving - OE Recommended intervals 3) NAPA Platinum - Harsh Driving - OE Recommend Intervals

N/A = Non disponible N/R = Non nécessaire N/S = Non réparable Voir le tableau des filtres et d'habitacle aux pages 5-12 Voir pages 13-16 pour des notes

1) NAPA ProSelect et Argent - Conduite normale - Intervalles normaux de remplacement 2) NAPA Or - Conduite difficile - Intervalles recommandés par FEO 3) NAPA Platine - Conduite très difficile - Intervalles recommandés par FEO

N/A = No disponible N/R = No requerido N/S = No Servicable Para el aire de la cabina y tabla de localización de filtro, consulte las páginas 5-12 Ver las páginas 13-16 para las notas al pie de página

1) NAPA ProSelect y Plata - Manejo normal - Intervalos normales de cambio 2) NAPA Oro - Manejo difícil - Intervalos recomendados por el OEM 3) NAPA Platino - Manejo muy difícil - Intervalos recomendados por el OEM

*Italicized Part Numbers May Not Be Available.*

Las piezas con números en *italicas* pueden no estar disponibles.  
Les numéros de pièce en *italiques* peuvent ne pas être disponibles.





## Pass Car Light Truck - Oil - Air - Cabin

GMC 2011-2010

Year/Año/Année Model/Modelo/Modèle Engine/Motor/Moteur	Eng. Code Código de motor Code moteur	VIN NIV NIV	GOLD Oil Aceite Huile	ProSelect Oil Aceite Huile	Platinum Oil Aceite Huile	GOLD Air Aire Air	ProSelect Air Aire Air	GOLD Cabin Air Cabina Aire Cabine Air	ProSelect Cabin Air Cabina Aire Cabine Air	Platinum Cabin Air Cabina Aire Cabine Air	Loc. Cabin Air Cabina Aire Cabine Air
--	---	-------------------	--------------------------------	-------------------------------------	------------------------------------	----------------------------	---------------------------------	--	---	--	--

## GMC (Cont'd/Suite)

## 2011 (Cont'd/Suite)

## SIERRA HYBRID

V8 6.0L 364 CID Gas/Electric	LZ1	J	7060 <sup>53</sup>	27060 <sup>70</sup>	47060	2487 <sup>284</sup> 2488 <sup>155</sup> 2488FR <sup>360</sup>	22487 <sup>284</sup> N/A <sup>155</sup> N/A <sup>360</sup>	230428	2230428	N/A	
------------------------------	-----	---	--------------------	---------------------	-------	---	--	--------	---------	-----	--

## SIERRA PICKUPS (UP TO 3500 SERIES)

V6 4.3L 262CID	LU3	Z	1040 <sup>53</sup>	21040 <sup>70</sup>	41040	2487 <sup>284</sup> 2488 <sup>155</sup> 2488FR <sup>360</sup>	22487 <sup>284</sup> N/A <sup>155</sup> N/A <sup>360</sup>	230428	2230428	N/A	
V8 4.8L 294CID	L20	A	7060 <sup>53</sup>	27060 <sup>70</sup>	47060	2487 <sup>284</sup> 2488 <sup>155</sup> 2488FR <sup>360</sup>	22487 <sup>284</sup> N/A <sup>155</sup> N/A <sup>360</sup>	230428	2230428	N/A	
V8 5.3L 325 CID Flex		0,3	7060 <sup>53</sup>	27060 <sup>70</sup>	47060	2487 <sup>284</sup> 2488 <sup>155</sup> 2488FR <sup>360</sup>	22487 <sup>284</sup> N/A <sup>155</sup> N/A <sup>360</sup>	230428	2230428	N/A	
V8 6.0L 5967cc 364 CID	L96	G	7060 <sup>53</sup>	27060 <sup>70</sup>	47060	2487 <sup>284</sup> 2488 <sup>155</sup> 2488FR <sup>360</sup>	22487 <sup>284</sup> N/A <sup>155</sup> N/A <sup>360</sup>	230428	2230428	N/A	
V8 6.2L 376 CID Flex	L9H	2	7060 <sup>53</sup>	27060 <sup>70</sup>	47060	2487 <sup>284</sup> 2488 <sup>155</sup> 2488FR <sup>360</sup>	22487 <sup>284</sup> N/A <sup>155</sup> N/A <sup>360</sup>	230428	2230428	N/A	
V8 6.6L 400 CID Turbo Diesel	LGH	L,8	7202 <sup>53</sup>	27202 <sup>70</sup>	47202	9314	29314	230428	2230428	N/A	

## TERRAIN

L4 2.4L 2384cc 145 CID	LAF	C	7082	27082 <sup>70</sup>	47082	9727	29727	4013	224013	4234013	3
V6 3.0L 182 CID	LFW	5	100255	2100255 <sup>70</sup>	4100255	9727	29727	4013	224013	4234013	3

## YUKON (ALL)

V8 5.3L 5328cc 325 CID Flex	LC9	3	7060 <sup>53</sup>	27060 <sup>70</sup>	47060	2487 <sup>284</sup> 2488 <sup>155</sup> 2488FR <sup>360</sup>	22487 <sup>284</sup> N/A <sup>155</sup> N/A <sup>360</sup>	230428	2230428	N/A	
	LMG	0	7060 <sup>53</sup>	27060 <sup>70</sup>	47060	2487 <sup>284</sup> 2488 <sup>155</sup> 2488FR <sup>360</sup>	22487 <sup>284</sup> N/A <sup>155</sup> N/A <sup>360</sup>	230428	2230428	N/A	
V8 6.0L 5967cc 364 CID	L96	G	7060 <sup>53</sup>	27060 <sup>70</sup>	47060	2487 <sup>284</sup> 2488 <sup>155</sup> 2488FR <sup>360</sup>	22487 <sup>284</sup> N/A <sup>155</sup> N/A <sup>360</sup>	230428	2230428	N/A	
V8 6.2L 376 CID Flex	L94	F	7060 <sup>53</sup>	27060 <sup>70</sup>	47060	2487 <sup>284</sup> 2488 <sup>155</sup> 2488FR <sup>360</sup>	22487 <sup>284</sup> N/A <sup>155</sup> N/A <sup>360</sup>	230428	2230428	N/A	

## YUKON HYBRID

V8 6.0L 364 CID Gas/Electric	LZ1	J	7060 <sup>53</sup>	27060 <sup>70</sup>	47060	2487 <sup>284</sup> 2488 <sup>155</sup> 2488FR <sup>360</sup>	22487 <sup>284</sup> N/A <sup>155</sup> N/A <sup>360</sup>	230428	2230428	N/A	
------------------------------	-----	---	--------------------	---------------------	-------	---	--	--------	---------	-----	--

## 2010

## ACADIA

V6 3.6L 217 CID	LLT	D	7060 <sup>53</sup>	27060 <sup>70</sup>	47060	9634	29634	230074	2230074	N/A	
-----------------	-----	---	--------------------	---------------------	-------	------	-------	--------	---------	-----	--

## CANYON

L4 2.9L 178 CID		9	1042 <sup>53</sup>	21042 <sup>70</sup>	41042	9429	29429	N/R	N/R	N/R	
L5 3.7L 3654cc 223 CID		E	1522 <sup>53</sup>	21522 <sup>70</sup>	41522	9429	29429	N/R	N/R	N/R	
V8 5.3L 325 CID		P	7060 <sup>53</sup>	27060 <sup>70</sup>	47060	9429	29429	N/R	N/R	N/R	

## SAVANA VAN (UP TO 3500 SERIES)

V6 4.3L 262CID		Z	1040 <sup>53</sup>	21040 <sup>70</sup>	41040	6573	26573	N/R	N/R	N/R	
V8 4.8L 294CID	L20		7060 <sup>53</sup>	27060 <sup>70</sup>	47060	6573	26573	N/R	N/R	N/R	
V8 5.3L 5328cc 325 CID Flex	LMF	4	7060 <sup>53</sup>	27060 <sup>70</sup>	47060	6573	26573	N/R	N/R	N/R	
V8 6.0L 5967cc 364 CID	L96	G	7060 <sup>53</sup>	27060 <sup>70</sup>	47060	6573	26573	N/R	N/R	N/R	
V8 6.6L 400 CID Turbo Diesel	LGH	L	7202 <sup>53</sup>	27202 <sup>70</sup>	47202	9154	N/A	N/R	N/R	N/R	
	LMM	6	7202 <sup>53</sup>	27202 <sup>70</sup>	47202	9154	N/A	N/R	N/R	N/R	

N/A = Not Available N/R = Not Required N/S = Not Servicable For cabin air locator chart, see pages 5-12 See pages 13-16 for footnotes

1) ProSelect - Normal Driving - Traditional Change Intervals 2) NAPA Gold - Severe Driving - OE Recommended intervals 3) NAPA Platinum - Harsh Driving - OE Recommend Intervals

N/A = Non disponible N/R = Non nécessaire N/S = Non réparable Voir le tableau des filtres et d'habitacle aux pages 5-12 Voir pages 13-16 pour des notes

1) NAPA ProSelect et Argent - Conduite normale - Intervalles normaux de remplacement 2) NAPA Or - Conduite difficile - Intervalles recommandés par FEO 3) NAPA Platine - Conduite très difficile - Intervalles recommandés par FEO

N/A = No disponible N/R = No requerido N/S = No Servicable Para el aire de la cabina y tabla de localización de filtro, consulte las páginas 5-12 Ver las páginas 13-16 para las notas al pie de página

1) NAPA ProSelect y Plata - Manejo normal - Intervalles normales de cambio 2) NAPA Oro - Manejo difícil - Intervalles recomendados por el OEM 3) NAPA Platino - Manejo muy difícil - Intervalles recomendados por el OEM

Italicized Part Numbers May Not Be Available.

Las piezas con números en *italicas* pueden no estar disponibles.Les numéros de pièce en *italiques* peuvent ne pas être disponibles.



GMC 2010-2009

## Pass Car Light Truck - Oil - Air - Cabin

Year/Año/Année Model/Modelo/Modèle Engine/Motor/Moteur	Eng. Code Código de motor Code moteur	VIN NIV NIV	GOLD Oil Aceite Huile	ProSelect Oil Aceite Huile	Platinum Oil Aceite Huile	GOLD Air Aire Air	ProSelect Air Aire Air	GOLD Cabin Air Cabina Aire Cabine Air	ProSelect Cabin Air Cabina Aire Cabine Air	Platinum Cabin Air Cabina Aire Cabine Air	Loc. Cabin Air Cabina Aire Cabine Air
--	---	-------------------	--------------------------------	-------------------------------------	------------------------------------	----------------------------	---------------------------------	--	---	--	--

## GMC (Cont'd/Suite)

**2010** (Cont'd/Suite)

## SIERRA HYBRID

V8 6.0L 364 CID Gas/Electric	LZ1	J	7060 <sup>53</sup>	27060 <sup>70</sup>	47060	2487 <sup>284</sup> 2488 <sup>155</sup> 2488FR <sup>360</sup>	22487 <sup>284</sup> N/A <sup>155</sup> N/A <sup>360</sup>	230428	2230428	N/A	
------------------------------	-----	---	--------------------	---------------------	-------	---	--	--------	---------	-----	--

## SIERRA PICKUPS (UP TO 3500 SERIES)

V6 4.3L 262CID	LU3	Z	1040 <sup>53</sup>	21040 <sup>70</sup>	41040	2487 <sup>284</sup> 2488 <sup>155</sup> 2488FR <sup>360</sup>	22487 <sup>284</sup> N/A <sup>155</sup> N/A <sup>360</sup>	230428	2230428	N/A	
V8 4.8L 294CID	L20	A	7060 <sup>53</sup>	27060 <sup>70</sup>	47060	2487 <sup>284</sup> 2488 <sup>155</sup> 2488FR <sup>360</sup>	22487 <sup>284</sup> N/A <sup>155</sup> N/A <sup>360</sup>	230428	2230428	N/A	
V8 5.3L 325 CID Flex		0,3	7060 <sup>53</sup>	27060 <sup>70</sup>	47060	2487 <sup>284</sup> 2488 <sup>155</sup> 2488FR <sup>360</sup>	22487 <sup>284</sup> N/A <sup>155</sup> N/A <sup>360</sup>	230428	2230428	N/A	
V8 6.0L 5967cc 364 CID	L96	G,K	7060 <sup>53</sup>	27060 <sup>70</sup>	47060	2487 <sup>284</sup> 2488 <sup>155</sup> 2488FR <sup>360</sup>	22487 <sup>284</sup> N/A <sup>155</sup> N/A <sup>360</sup>	230428	2230428	N/A	
V8 6.2L 376 CID Flex	L9H	2	7060 <sup>53</sup>	27060 <sup>70</sup>	47060	2487 <sup>284</sup> 2488 <sup>155</sup> 2488FR <sup>360</sup>	22487 <sup>284</sup> N/A <sup>155</sup> N/A <sup>360</sup>	230428	2230428	N/A	
V8 6.6L 400 CID Turbo Diesel	LMM	6	7202 <sup>53</sup>	27202 <sup>70</sup>	47202	9184 <sup>503</sup>	29184 <sup>503</sup>	230428	2230428	N/A	

## TERRAIN

L4 2.4L 145 CID	LAF	W	7082	27082 <sup>70</sup>	47082	9727	29727	4013	224013	4234013	3
V6 3.0L 182 CID	LF1	Y	7060 <sup>53</sup>	27060 <sup>70</sup>	47060	9727	29727	4013	224013	4234013	3

## YUKON (ALL)

V8 5.3L 5328cc 325 CID Flex	LC9	3	7060 <sup>53</sup>	27060 <sup>70</sup>	47060	2487 <sup>284</sup> 2488 <sup>155</sup> 2488FR <sup>360</sup>	22487 <sup>284</sup> N/A <sup>155</sup> N/A <sup>360</sup>	230428	2230428	N/A	
	LMG	0	7060 <sup>53</sup>	27060 <sup>70</sup>	47060	2487 <sup>284</sup> 2488 <sup>155</sup> 2488FR <sup>360</sup>	22487 <sup>284</sup> N/A <sup>155</sup> N/A <sup>360</sup>	230428	2230428	N/A	
V8 6.0L 5967cc 364 CID	L96	G	7060 <sup>53</sup>	27060 <sup>70</sup>	47060	2487 <sup>284</sup> 2488 <sup>155</sup> 2488FR <sup>360</sup>	22487 <sup>284</sup> N/A <sup>155</sup> N/A <sup>360</sup>	230428	2230428	N/A	
V8 6.2L 376 CID Flex	L94	F	7060 <sup>53</sup>	27060 <sup>70</sup>	47060	2487 <sup>284</sup> 2488 <sup>155</sup> 2488FR <sup>360</sup>	22487 <sup>284</sup> N/A <sup>155</sup> N/A <sup>360</sup>	230428	2230428	N/A	

## YUKON HYBRID

V8 6.0L 364 CID Gas/Electric	LZ1	J	7060 <sup>53</sup>	27060 <sup>70</sup>	47060	2487 <sup>284</sup> 2488 <sup>155</sup> 2488FR <sup>360</sup>	22487 <sup>284</sup> N/A <sup>155</sup> N/A <sup>360</sup>	230428	2230428	N/A	
------------------------------	-----	---	--------------------	---------------------	-------	---	--	--------	---------	-----	--

**2009**

## ACADIA

V6 3.6L 217 CID	LLT	D	7060 <sup>53</sup>	27060 <sup>70</sup>	47060	9634	29634	230074	2230074	N/A	
-----------------	-----	---	--------------------	---------------------	-------	------	-------	--------	---------	-----	--

## CANYON

L4 2.9L 178 CID		9	1042 <sup>53</sup>	21042 <sup>70</sup>	41042	9429	29429	N/R	N/R	N/R	
L5 3.7L 3654cc 223 CID		E	1522 <sup>53</sup>	21522 <sup>70</sup>	41522	9429	29429	N/R	N/R	N/R	
V8 5.3L 325 CID		L	7060 <sup>53</sup>	27060 <sup>70</sup>	47060	9429	29429	N/R	N/R	N/R	

## ENVOY

L6 4.2L 256 CID		S	1522 <sup>53</sup>	21522 <sup>70</sup>	41522	2729	22729	N/R	N/R	N/R	
V8 5.3L 325 CID		M	7060 <sup>53</sup>	27060 <sup>70</sup>	47060	2729	22729	N/R	N/R	N/R	

## SAVANA VAN (UP TO 3500 SERIES)

V6 4.3L 262CID		Z	1040 <sup>53</sup>	21040 <sup>70</sup>	41040	6573	26573	N/R	N/R	N/R	
V8 4.8L 294CID	L20	C	7060 <sup>53</sup>	27060 <sup>70</sup>	47060	6573	26573	N/R	N/R	N/R	
V8 5.3L 5328cc 325 CID Flex	LMF	4	7060 <sup>53</sup>	27060 <sup>70</sup>	47060	6573	26573	N/R	N/R	N/R	

N/A = Not Available N/R = Not Required N/S = Not Servicable For cabin air locator chart, see pages 5-12 See pages 13-16 for footnotes

1) ProSelect - Normal Driving - Traditional Change Intervals 2) NAPA Gold - Severe Driving - OE Recommended Intervals 3) NAPA Platinum - Harsh Driving - OE Recommend Intervals

N/A = Non disponible N/R = Non nécessaire N/S = Non réparable Voir le tableau des filtres et d'habitacle aux pages 5-12 Voir pages 13-16 pour des notes

1) NAPA ProSelect et Argent - Conduite normale - Intervalles normaux de remplacement 2) NAPA Or - Conduite difficile - Intervalles recommandés par FEO 3) NAPA Platine - Conduite très difficile - Intervalles recommandés par FEO

N/A = No disponible N/R = No requerido N/S = No Servicable Para el aire de la cabina y tabla de localización de filtro, consulte las páginas 5-12 Ver las páginas 13-16 para las notas al pie de página

1) NAPA ProSelect y Plata - Manejo normal - Intervallos normales de cambio 2) NAPA Oro - Manejo difícil - Intervallos recomendados por el OEM 3) NAPA Platino - Manejo muy difícil - Intervallos recomendados por el OEM

*Italicized Part Numbers May Not Be Available.*Las piezas con números en *italicas* pueden no estar disponibles.  
Les numéros de pièce en *italiques* peuvent ne pas être disponibles.



Pass Car Light Truck - Oil - Air - Cabin

GMC 2009-2008

Year/Año/Année Model/Modelo/Modèle Engine/Motor/Moteur	Eng. Code Código de motor Code moteur	VIN NIV NIV	GOLD Oil Aceite Huile	ProSelect Oil Aceite Huile	Platinum Oil Aceite Huile	GOLD Air Aire Air	ProSelect Air Aire Air	GOLD Cabin Air Cabina Aire Cabine Air	ProSelect Cabin Air Cabina Aire Cabine Air	Platinum Cabin Air Cabina Aire Cabine Air	Loc. Cabin Air Cabina Aire Cabine Air
--	---	-------------------	--------------------------------	-------------------------------------	------------------------------------	----------------------------	---------------------------------	--	---	--	--

GMC (Cont'd/Suite)

**2009** (Cont'd/Suite)

SAVANA VAN (UP TO 3500 SERIES) (Cont'd/Suite)

V8 6.0L 5967cc 364 CID		K	7060 <sup>53</sup>	27060 <sup>70</sup>	47060	6573	26573	N/R	N/R	N/R	
V8 6.6L 400 CID Turbo Diesel	LMM	6	7202 <sup>53</sup>	27202 <sup>70</sup>	47202	9154	N/A	N/R	N/R	N/R	

SIERRA HYBRID

V8 6.0L 364 CID Gas/Electric	LFA	5	7060 <sup>53</sup>	27060 <sup>70</sup>	47060	2487 <sup>284</sup> 2488 <sup>155</sup> 2488FR <sup>360</sup>	22487 <sup>284</sup> N/A <sup>155</sup> N/A <sup>360</sup>	230428	2230428	N/A	
------------------------------	-----	---	--------------------	---------------------	-------	---	--	--------	---------	-----	--

SIERRA PICKUPS (UP TO 3500 SERIES)

V6 4.3L 262CID	LU3	Z	1040 <sup>53</sup>	21040 <sup>70</sup>	41040	2487 <sup>284</sup> 2488 <sup>155</sup> 2488FR <sup>360</sup>	22487 <sup>284</sup> N/A <sup>155</sup> N/A <sup>360</sup>	230428	2230428	N/A	
V8 4.8L 294CID	L20	C	7060 <sup>53</sup>	27060 <sup>70</sup>	47060	2487 <sup>284</sup> 2488 <sup>155</sup> 2488FR <sup>360</sup>	22487 <sup>284</sup> N/A <sup>155</sup> N/A <sup>360</sup>	230428	2230428	N/A	
V8 5.3L 325 CID		J,M	7060 <sup>53</sup>	27060 <sup>70</sup>	47060	2487 <sup>284</sup> 2488 <sup>155</sup> 2488FR <sup>360</sup>	22487 <sup>284</sup> N/A <sup>155</sup> N/A <sup>360</sup>	230428	2230428	N/A	
V8 5.3L 325 CID Flex		0,3	7060 <sup>53</sup>	27060 <sup>70</sup>	47060	2487 <sup>284</sup> 2488 <sup>155</sup> 2488FR <sup>360</sup>	22487 <sup>284</sup> N/A <sup>155</sup> N/A <sup>360</sup>	230428	2230428	N/A	
V8 6.0L 5967cc 364 CID		K	7060 <sup>53</sup>	27060 <sup>70</sup>	47060	2487 <sup>284</sup> 2488 <sup>155</sup> 2488FR <sup>360</sup>	22487 <sup>284</sup> N/A <sup>155</sup> N/A <sup>360</sup>	230428	2230428	N/A	
	L76	Y	7060 <sup>53</sup>	27060 <sup>70</sup>	47060	2487 <sup>284</sup> 2488 <sup>155</sup> 2488FR <sup>360</sup>	22487 <sup>284</sup> N/A <sup>155</sup> N/A <sup>360</sup>	230428	2230428	N/A	
V8 6.2L 376 CID Flex	L9H	2	7060 <sup>53</sup>	27060 <sup>70</sup>	47060	2487 <sup>284</sup> 2488 <sup>155</sup> 2488FR <sup>360</sup>	22487 <sup>284</sup> N/A <sup>155</sup> N/A <sup>360</sup>	230428	2230428	N/A	
V8 6.6L 400 CID Turbo Diesel	LMM	6	7202 <sup>53</sup>	27202 <sup>70</sup>	47202	9184 <sup>503</sup>	29184 <sup>503</sup>	230428	2230428	N/A	

YUKON (ALL)

V8 4.8L 294CID	L20	C	7060 <sup>53</sup>	27060 <sup>70</sup>	47060	2487 <sup>284</sup> 2488 <sup>155</sup> 2488FR <sup>360</sup>	22487 <sup>284</sup> N/A <sup>155</sup> N/A <sup>360</sup>	230428	2230428	N/A	
V8 5.3L 5328cc 325 CID	LY5	J	7060 <sup>53</sup>	27060 <sup>70</sup>	47060	2487 <sup>284</sup> 2488 <sup>155</sup> 2488FR <sup>360</sup>	22487 <sup>284</sup> N/A <sup>155</sup> N/A <sup>360</sup>	230428	2230428	N/A	
V8 5.3L 5328cc 325 CID Flex	LC9	3	7060 <sup>53</sup>	27060 <sup>70</sup>	47060	2487 <sup>284</sup> 2488 <sup>155</sup> 2488FR <sup>360</sup>	22487 <sup>284</sup> N/A <sup>155</sup> N/A <sup>360</sup>	230428	2230428	N/A	
	LMG	0	7060 <sup>53</sup>	27060 <sup>70</sup>	47060	2487 <sup>284</sup> 2488 <sup>155</sup> 2488FR <sup>360</sup>	22487 <sup>284</sup> N/A <sup>155</sup> N/A <sup>360</sup>	230428	2230428	N/A	
V8 6.0L 5967cc 364 CID		K	7060 <sup>53</sup>	27060 <sup>70</sup>	47060	2487 <sup>284</sup> 2488 <sup>155</sup> 2488FR <sup>360</sup>	22487 <sup>284</sup> N/A <sup>155</sup> N/A <sup>360</sup>	230428	2230428	N/A	
V8 6.2L 376 CID Flex	L9H	2	7060 <sup>53</sup>	27060 <sup>70</sup>	47060	2487 <sup>284</sup> 2488 <sup>155</sup> 2488FR <sup>360</sup>	22487 <sup>284</sup> N/A <sup>155</sup> N/A <sup>360</sup>	230428	2230428	N/A	

YUKON HYBRID

V8 6.0L 364 CID Gas/Electric	LFA	5	7060 <sup>53</sup>	27060 <sup>70</sup>	47060	2487 <sup>284</sup> 2488 <sup>155</sup> 2488FR <sup>360</sup>	22487 <sup>284</sup> N/A <sup>155</sup> N/A <sup>360</sup>	230428	2230428	N/A	
------------------------------	-----	---	--------------------	---------------------	-------	---	--	--------	---------	-----	--

**2008**

ACADIA

V6 3.6L 217 CID		7	7060 <sup>53</sup>	27060 <sup>70</sup>	47060	9634	29634	230074	2230074	N/A	
-----------------	--	---	--------------------	---------------------	-------	------	-------	--------	---------	-----	--

N/A = Not Available N/R = Not Required N/S = Not Servicable For cabin air locator chart, see pages 5-12 See pages 13-16 for footnotes

1) ProSelect - Normal Driving - Traditional Change Intervals 2) NAPA Gold - Severe Driving - OE Recommended intervals 3) NAPA Platinum - Harsh Driving - OE Recommend Intervals

N/A = Non disponible N/R = Non nécessaire N/S = Non réparable Voir le tableau des filtres et d'habitacle aux pages 5-12 Voir pages 13-16 pour des notes

1) NAPA ProSelect et Argent - Conduite normale - Intervalles normaux de remplacement 2) NAPA Or - Conduite difficile - Intervalles recommandés par FEO 3) NAPA Platine - Conduite très difficile - Intervalles recommandés par FEO

N/A = No disponible N/R = No requerido N/S = No Servicable Para el aire de la cabina y tabla de localización de filtro, consulte las páginas 5-12 Ver las páginas 13-16 para las notas al pie de página

1) NAPA ProSelect y Plata - Manejo normal - Intervalles normales de cambio 2) NAPA Oro - Manejo difícil - Intervalles recomendados por el OEM 3) NAPA Platino - Manejo muy difícil - Intervalles recomendados por el OEM

*Italicized Part Numbers May Not Be Available.*

Las piezas con números en *italicas* pueden no estar disponibles.

Les numéros de pièce en *italiques* peuvent ne pas être disponibles.

P  
a  
s  
s  
C  
a  
r  
L  
i  
g  
h  
t  
T  
r  
u  
c  
k  
O  
i  
l  
-  
A  
i  
r  
-  
C  
a  
b  
i  
n



GMC 2008

## Pass Car Light Truck - Oil - Air - Cabin

Year/Año/Année Model/Modelo/Modele Engine/Motor/Moteur	Eng. Code Código de motor Code moteur	VIN NIV NIV	GOLD Oil Aceite Huile	ProSelect Oil Aceite Huile	Platinum Oil Aceite Huile	GOLD Air Aire Air	ProSelect Air Aire Air	GOLD Cabin Air Cabina Aire Cabine Air	ProSelect Cabin Air Cabina Aire Cabine Air	Platinum Cabin Air Cabina Aire Cabine Air	Loc. Cabin Air Cabina Aire Cabine Air
--	---	-------------------	--------------------------------	-------------------------------------	------------------------------------	----------------------------	---------------------------------	--	---	--	--

## GMC (Cont'd/Suite)

2008 (Cont'd/Suite)

## CANYON

L4 2.9L 178 CID		9	1042 <sup>53</sup>	21042 <sup>70</sup>	41042	9429	29429	N/R	N/R	N/R	
L5 3.7L 3654cc 223 CID		E	1522 <sup>53</sup>	21522 <sup>70</sup>	41522	9429	29429	N/R	N/R	N/R	

## ENVOY

L6 4.2L 256 CID		S	1522 <sup>53</sup>	21522 <sup>70</sup>	41522	2729	22729	N/R	N/R	N/R	
V8 5.3L 325 CID		M	7060 <sup>53</sup>	27060 <sup>70</sup>	47060	2729	22729	N/R	N/R	N/R	

## SAVANA VAN (UP TO 3500 SERIES)

V6 4.3L 262CID		Z	1040 <sup>53</sup>	21040 <sup>70</sup>	41040	6573	26573	N/R	N/R	N/R	
V8 4.8L 294CID	L20	C	7060 <sup>53</sup>	27060 <sup>70</sup>	47060	6573	26573	N/R	N/R	N/R	
V8 5.3L 5328cc 325 CID Flex	LMF	4	7060 <sup>53</sup>	27060 <sup>70</sup>	47060	6573	26573	N/R	N/R	N/R	
V8 6.0L 5967cc 364 CID	LY6	K	7060 <sup>53</sup>	27060 <sup>70</sup>	47060	6573	26573	N/R	N/R	N/R	
V8 6.6L 400 CID Turbo Diesel	LMM	6	7202 <sup>53</sup>	27202 <sup>70</sup>	47202	9154	N/A	N/R	N/R	N/R	

## SIERRA PICKUPS (UP TO 3500 SERIES)

V6 4.3L 262CID	LU3	Z	1040 <sup>53</sup>	21040 <sup>70</sup>	41040	2487 <sup>284</sup> 2488 <sup>155</sup> 2488FR <sup>360</sup>	22487 <sup>284</sup> N/A <sup>155</sup> N/A <sup>360</sup>	230428	2230428	N/A	
V8 4.8L 294CID	L20	C	7060 <sup>53</sup>	27060 <sup>70</sup>	47060	2487 <sup>284</sup> 2488 <sup>155</sup> 2488FR <sup>360</sup>	22487 <sup>284</sup> N/A <sup>155</sup> N/A <sup>360</sup>	230428	2230428	N/A	
V8 5.3L 325 CID	LY5,LH6	J,M	7060 <sup>53</sup>	27060 <sup>70</sup>	47060	2487 <sup>284</sup> 2488 <sup>155</sup> 2488FR <sup>360</sup>	22487 <sup>284</sup> N/A <sup>155</sup> N/A <sup>360</sup>	230428	2230428	N/A	
V8 5.3L 325 CID Flex	LC9,LMG	0,3	7060 <sup>53</sup>	27060 <sup>70</sup>	47060	2487 <sup>284</sup> 2488 <sup>155</sup> 2488FR <sup>360</sup>	22487 <sup>284</sup> N/A <sup>155</sup> N/A <sup>360</sup>	230428	2230428	N/A	
V8 6.0L 5967cc 364 CID		K	7060 <sup>53</sup>	27060 <sup>70</sup>	47060	2487 <sup>284</sup> 2488 <sup>155</sup> 2488FR <sup>360</sup>	22487 <sup>284</sup> N/A <sup>155</sup> N/A <sup>360</sup>	230428	2230428	N/A	
	L76	Y	7060 <sup>53</sup>	27060 <sup>70</sup>	47060	2487 <sup>284</sup> 2488 <sup>155</sup> 2488FR <sup>360</sup>	22487 <sup>284</sup> N/A <sup>155</sup> N/A <sup>360</sup>	230428	2230428	N/A	
V8 6.2L 376 CID Flex	L94	8	7060 <sup>53</sup>	27060 <sup>70</sup>	47060	2487 <sup>284</sup> 2488 <sup>155</sup> 2488FR <sup>360</sup>	22487 <sup>284</sup> N/A <sup>155</sup> N/A <sup>360</sup>	230428	2230428	N/A	
V8 6.6L 400 CID Turbo Diesel	LGH	6	7202 <sup>53</sup>	27202 <sup>70</sup>	47202	9184 <sup>503</sup>	29184 <sup>503</sup>	230428	2230428	N/A	

## YUKON (ALL)

V8 4.8L 294CID	L20	C	7060 <sup>53</sup>	27060 <sup>70</sup>	47060	2487 <sup>284</sup> 2488 <sup>155</sup> 2488FR <sup>360</sup>	22487 <sup>284</sup> N/A <sup>155</sup> N/A <sup>360</sup>	230428	2230428	N/A	
V8 5.3L 5328cc 325 CID	LY5	J	7060 <sup>53</sup>	27060 <sup>70</sup>	47060	2487 <sup>284</sup> 2488 <sup>155</sup> 2488FR <sup>360</sup>	22487 <sup>284</sup> N/A <sup>155</sup> N/A <sup>360</sup>	230428	2230428	N/A	
V8 5.3L 5328cc 325 CID Flex	LC9	3	7060 <sup>53</sup>	27060 <sup>70</sup>	47060	2487 <sup>284</sup> 2488 <sup>155</sup> 2488FR <sup>360</sup>	22487 <sup>284</sup> N/A <sup>155</sup> N/A <sup>360</sup>	230428	2230428	N/A	
	LMG	0	7060 <sup>53</sup>	27060 <sup>70</sup>	47060	2487 <sup>284</sup> 2488 <sup>155</sup> 2488FR <sup>360</sup>	22487 <sup>284</sup> N/A <sup>155</sup> N/A <sup>360</sup>	230428	2230428	N/A	
V8 6.0L 5967cc 364 CID		K	7060 <sup>53</sup>	27060 <sup>70</sup>	47060	2487 <sup>284</sup> 2488 <sup>155</sup> 2488FR <sup>360</sup>	22487 <sup>284</sup> N/A <sup>155</sup> N/A <sup>360</sup>	230428	2230428	N/A	
V8 6.2L 6199cc 378 CID	L92	8	7060 <sup>53</sup>	27060 <sup>70</sup>	47060	2487 <sup>284</sup> 2488 <sup>155</sup> 2488FR <sup>360</sup>	22487 <sup>284</sup> N/A <sup>155</sup> N/A <sup>360</sup>	230428	2230428	N/A	

N/A = Not Available N/R = Not Required N/S = Not Servicable For cabin air locator chart, see pages 5-12 See pages 13-16 for footnotes

1) ProSelect - Normal Driving - Traditional Change Intervals 2) NAPA Gold - Severe Driving - OE Recommended Intervals 3) NAPA Platinum - Harsh Driving - OE Recommend Intervals

N/A = Non disponible N/R = Non nécessaire N/S = Non réparable Voir le tableau des filtres et d'habitacle aux pages 5-12 Voir pages 13-16 pour des notes

1) NAPA ProSelect et Argent - Conduite normale - Intervalles normaux de remplacement 2) NAPA Or - Conduite difficile - Intervalles recommandés par FEO 3) NAPA Platine - Conduite très difficile - Intervalles recommandés par FEO

N/A = No disponible N/R = No requerido N/S = No Servicable Para el aire de la cabina y tabla de localización de filtro, consulte las páginas 5-12 Ver las páginas 13-16 para las notas al pie de página

1) NAPA ProSelect y Plata - Manejo normal - Intervalos normales de cambio 2) NAPA Oro - Manejo difícil - Intervalos recomendados por el OEM 3) NAPA Platino - Manejo muy difícil - Intervalos recomendados por el OEM

Italicized Part Numbers May Not Be Available.

Las piezas con números en *italicas* pueden no estar disponibles.  
Les numéros de pièce en *italiques* peuvent ne pas être disponibles.



Pass Car Light Truck - Oil - Air - Cabin

GMC 2008-2007

Year/Año/Année Model/Modelo/Modèle Engine/Motor/Moteur	Eng. Code Código de motor Code moteur	VIN NIV NIV	GOLD Oil Aceite Huile	ProSelect Oil Aceite Huile	Platinum Oil Aceite Huile	GOLD Air Aire Air	ProSelect Air Aire Air	GOLD Cabin Air Cabina Aire Cabine Air	ProSelect Cabin Air Cabina Aire Cabine Air	Platinum Cabin Air Cabina Aire Cabine Air	Loc. Cabin Air Cabina Aire Cabine Air
--	---	-------------------	--------------------------------	-------------------------------------	------------------------------------	----------------------------	---------------------------------	--	---	--	--

GMC (Cont'd/Suite)

**2008** (Cont'd/Suite)

**YUKON HYBRID**

V8 6.0L 364 CID Gas/Electric		5	7060 <sup>53</sup>	27060 <sup>70</sup>	47060	2487 <sup>284</sup> 2488 <sup>155</sup> 2488FR <sup>360</sup>	22487 <sup>284</sup> N/A <sup>155</sup> N/A <sup>360</sup>	230428	2230428	N/A	
------------------------------	--	---	--------------------	---------------------	-------	---	--	--------	---------	-----	--

**2007**

**ACADIA**

V6 3.6L 217 CID		7	7060 <sup>53</sup>	27060 <sup>70</sup>	47060	9634	29634	230074	2230074	N/A	
-----------------	--	---	--------------------	---------------------	-------	------	-------	--------	---------	-----	--

**CANYON**

L4 2.9L 178 CID		9	1042 <sup>53</sup>	21042 <sup>70</sup>	41042	2013	22013	N/R	N/R	N/R	
L5 3.7L 3654cc 223 CID		E	1522 <sup>53</sup>	21522 <sup>70</sup>	41522	2013	22013	N/R	N/R	N/R	

**ENVOY**

L6 4.2L 256 CID		S	1522 <sup>53</sup>	21522 <sup>70</sup>	41522	2729	22729	N/R	N/R	N/R	
V8 5.3L 325 CID		M	7060 <sup>53</sup>	27060 <sup>70</sup>	47060	2729	22729	N/R	N/R	N/R	

**SAVANA VAN (UP TO 3500 SERIES)**

V6 4.3L 262CID	LU3	Z	1040 <sup>53</sup>	21040 <sup>70</sup>	41040	6573	26573	N/R	N/R	N/R	
V8 4.8L 294CID	L20	V	7060 <sup>53</sup>	27060 <sup>70</sup>	47060	6573	26573	N/R	N/R	N/R	
V8 5.3L 325 CID		T	7060 <sup>53</sup>	27060 <sup>70</sup>	47060	6573	26573	N/R	N/R	N/R	
V8 5.3L 325 CID Flex		Z	7060 <sup>53</sup>	27060 <sup>70</sup>	47060	6573	26573	N/R	N/R	N/R	
V8 6.0L 5967cc 364 CID	LQ4	U	7060 <sup>53</sup>	27060 <sup>70</sup>	47060	6573	26573	N/R	N/R	N/R	
V8 6.6L 400 CID Turbo Diesel	LMM	2	7202 <sup>53</sup>	27202 <sup>70</sup>	47202	9154	N/A	N/R	N/R	N/R	

**SIERRA 1500**

V6 4.3L 262CID	LU3	Z	1040 <sup>53</sup>	21040 <sup>70</sup>	41040	2487 <sup>284</sup> 2488 <sup>155</sup> 2488FR <sup>360</sup>	22487 <sup>284</sup> N/A <sup>155</sup> N/A <sup>360</sup>	230428	2230428	N/A	
V8 4.8L 294CID	L20	C	7060 <sup>53</sup>	27060 <sup>70</sup>	47060	2487 <sup>284</sup> 2488 <sup>155</sup> 2488FR <sup>360</sup>	22487 <sup>284</sup> N/A <sup>155</sup> N/A <sup>360</sup>	230428	2230428	N/A	
V8 5.3L 325 CID		J,M	7060 <sup>53</sup>	27060 <sup>70</sup>	47060	2487 2488 2488FR <sup>360</sup>	22487 N/A N/A <sup>360</sup>	230428	2230428	N/A	
V8 5.3L 325 CID Flex		O,3	7060 <sup>53</sup>	27060 <sup>70</sup>	47060	2487 2488 2488FR <sup>360</sup>	22487 N/A N/A <sup>360</sup>	230428	2230428	N/A	
V8 6.0L 5967cc 364 CID		K,Y	7060 <sup>53</sup>	27060 <sup>70</sup>	47060	2487 <sup>284</sup> 2488 <sup>155</sup> 2488FR <sup>360</sup>	22487 <sup>284</sup> N/A <sup>155</sup> N/A <sup>360</sup>	230428	2230428	N/A	

**SIERRA 1500 CLASSIC**

V6 4.3L 262CID	LU3	Z	1040 <sup>53</sup>	21040 <sup>70</sup>	41040	2487 <sup>284</sup> 2488 <sup>155</sup> 2488FR <sup>360</sup>	22487 <sup>284</sup> N/A <sup>155</sup> N/A <sup>360</sup>	N/R	N/R	N/R	
V8 4.8L 294CID	L20	V	7060 <sup>53</sup>	27060 <sup>70</sup>	47060	2487 <sup>284</sup> 2488 <sup>155</sup> 2488FR <sup>360</sup>	22487 <sup>284</sup> N/A <sup>155</sup> N/A <sup>360</sup>	N/R	N/R	N/R	
V8 5.3L 325 CID		B,T	7060 <sup>53</sup>	27060 <sup>70</sup>	47060	2487 2488 2488FR <sup>360</sup>	22487 N/A N/A <sup>360</sup>	N/R	N/R	N/R	
V8 5.3L 325 CID Flex		Z	7060 <sup>53</sup>	27060 <sup>70</sup>	47060	2487 2488 2488FR <sup>360</sup>	22487 N/A N/A <sup>360</sup>	N/R	N/R	N/R	
V8 6.0L 5967cc 364 CID		U,N	7060 <sup>53</sup>	27060 <sup>70</sup>	47060	2487 <sup>284</sup> 2488 <sup>155</sup> 2488FR <sup>360</sup>	22487 <sup>284</sup> N/A <sup>155</sup> N/A <sup>360</sup>	N/R	N/R	N/R	

**SIERRA CLASSIC SERIES (UP TO 3500 SERIES)**

V6 4.3L 262CID	LU3	Z	1040 <sup>53</sup>	21040 <sup>70</sup>	41040	2487 2488 2488FR <sup>360</sup>	22487 N/A N/A <sup>360</sup>	N/R	N/R	N/R	
----------------	-----	---	--------------------	---------------------	-------	---------------------------------------	------------------------------------	-----	-----	-----	--

N/A = Not Available N/R = Not Required N/S = Not Servicable For cabin air locator chart, see pages 5-12 See pages 13-16 for footnotes

1) ProSelect - Normal Driving - Traditional Change Intervals 2) NAPA Gold - Severe Driving - OE Recommended intervals 3) NAPA Platinum - Harsh Driving - OE Recommend Intervals

N/A = Non disponible N/R = Non nécessaire N/S = Non réparable Voir le tableau des filtres et d'habitacle aux pages 5-12 Voir pages 13-16 pour des notes

1) NAPA ProSelect et Argent - Conduite normale - Intervalles normaux de remplacement 2) NAPA Or - Conduite difficile - Intervalles recommandés par FEO 3) NAPA Platine - Conduite très difficile - Intervalles recommandés par FEO

N/A = No disponible N/R = No requerido N/S = No Servicable Para el aire de la cabina y tabla de localización de filtro, consulte las páginas 5-12 Ver las páginas 13-16 para las notas al pie de página

1) NAPA ProSelect y Plata - Manejo normal - Intervalos normales de cambio 2) NAPA Oro - Manejo difícil - Intervalos recomendados por el OEM 3) NAPA Platino - Manejo muy difícil - Intervalos recomendados por el OEM

*Italicized Part Numbers May Not Be Available.*

Las piezas con números en *italicas* pueden no estar disponibles.

Les numéros de pièce en *italiques* peuvent ne pas être disponibles.

P  
a  
s  
s  
C  
a  
r  
L  
i  
g  
h  
t  
T  
r  
u  
c  
k  
O  
i  
l  
-  
A  
i  
r  
-  
C  
a  
b  
i  
n



GMC 2007

## Pass Car Light Truck - Oil - Air - Cabin

Year/Año/Année Model/Modelo/Modèle Engine/Motor/Moteur	Eng. Code Código de motor Code moteur	VIN NIV NIV	GOLD Oil Aceite Huile	ProSelect Oil Aceite Huile	Platinum Oil Aceite Huile	GOLD Air Aire Air	ProSelect Air Aire Air	GOLD Cabin Air Cabina Aire Cabine Air	ProSelect Cabin Air Cabina Aire Cabine Air	Platinum Cabin Air Cabina Aire Cabine Air	Loc. Cabin Air Cabina Aire Cabine Air
--	---	-------------------	--------------------------------	-------------------------------------	------------------------------------	----------------------------	---------------------------------	--	---	--	--

## GMC (Cont'd/Suite)

## 2007 (Cont'd/Suite)

## SIERRA CLASSIC SERIES (UP TO 3500 SERIES) (Cont'd/Suite)

V8 4.8L 294CID	L20	V	7060 <sup>53</sup>	27060 <sup>70</sup>	47060	2487 2488 2488FR <sup>360</sup>	22487 N/A N/A <sup>360</sup>	N/R	N/R	N/R	
V8 5.3L 325 CID		B,T	7060 <sup>53</sup>	27060 <sup>70</sup>	47060	2487 2488 2488FR <sup>360</sup>	22487 N/A N/A <sup>360</sup>	N/R	N/R	N/R	
V8 5.3L 325 CID Flex		Z	7060 <sup>53</sup>	27060 <sup>70</sup>	47060	2487 2488 2488FR <sup>360</sup>	22487 N/A N/A <sup>360</sup>	N/R	N/R	N/R	
V8 6.0L 5967cc 364 CID		N	7060 <sup>53</sup>	27060 <sup>70</sup>	47060	2487 <sup>284</sup> 2488 <sup>155</sup> 2488FR <sup>360</sup>	22487 <sup>284</sup> N/A <sup>155</sup> N/A <sup>360</sup>	N/R	N/R	N/R	
		U	7060 <sup>53</sup>	27060 <sup>70</sup>	47060	2487 <sup>284</sup> 2488 <sup>155</sup> 2488FR <sup>360</sup>	22487 <sup>284</sup> N/A <sup>155</sup> N/A <sup>360</sup>	N/R	N/R	N/R	
V8 6.6L 400 CID Turbo Diesel	LGH	D	7202 <sup>53</sup>	27202 <sup>70</sup>	47202	9184 <sup>503</sup>	29184 <sup>503</sup>	N/R	N/R	N/R	
V8 8.1L 496 CID		G	7099	27099 <sup>70</sup>	47099	2487 <sup>284</sup> 2488 <sup>155</sup> 2488FR <sup>360</sup>	22487 <sup>284</sup> N/A <sup>155</sup> N/A <sup>360</sup>	N/R	N/R	N/R	

## SIERRA HYBRID

V8 5.3L 325 CID Gas/Electric	LM7	T	7060 <sup>53</sup>	27060 <sup>70</sup>	47060	2487 <sup>284</sup> 2488 <sup>155</sup> 2488FR <sup>360</sup>	22487 <sup>284</sup> N/A <sup>155</sup> N/A <sup>360</sup>	230428	2230428	N/A	
------------------------------	-----	---	--------------------	---------------------	-------	---	--	--------	---------	-----	--

## SIERRA NEW SERIES (UP TO 3500 SERIES)

V6 4.3L 262CID	LU3	Z	1040 <sup>53</sup>	21040 <sup>70</sup>	41040	2487 <sup>284</sup> 2488 <sup>155</sup> 2488FR <sup>360</sup>	22487 <sup>284</sup> N/A <sup>155</sup> N/A <sup>360</sup>	230428	2230428	N/A	
V8 4.8L 294CID	L20	C	7060 <sup>53</sup>	27060 <sup>70</sup>	47060	2487 2488 2488FR <sup>360</sup>	22487 N/A N/A <sup>360</sup>	230428	2230428	N/A	
V8 5.3L 325 CID		J,M	7060 <sup>53</sup>	27060 <sup>70</sup>	47060	2487 <sup>284</sup> 2488 <sup>155</sup> 2488FR <sup>360</sup>	22487 <sup>284</sup> N/A <sup>155</sup> N/A <sup>360</sup>	N/R	N/R	N/R	
V8 5.3L 325 CID Flex		0,3	7060 <sup>53</sup>	27060 <sup>70</sup>	47060	2487 <sup>284</sup> 2488 <sup>155</sup> 2488FR <sup>360</sup>	22487 <sup>284</sup> N/A <sup>155</sup> N/A <sup>360</sup>	230428	2230428	N/A	
V8 6.0L 5967cc 364 CID		K	7060 <sup>53</sup>	27060 <sup>70</sup>	47060	2487 <sup>284</sup> 2488 <sup>155</sup> 2488FR <sup>360</sup>	22487 <sup>284</sup> N/A <sup>155</sup> N/A <sup>360</sup>	230428	2230428	N/A	
		L76	Y	7060 <sup>53</sup>	27060 <sup>70</sup>	2487 <sup>284</sup> 2488 <sup>155</sup> 2488FR <sup>360</sup>	22487 <sup>284</sup> N/A <sup>155</sup> N/A <sup>360</sup>	230428	2230428	N/A	
V8 6.2L 376 CID Flex	L94	8	7060 <sup>53</sup>	27060 <sup>70</sup>	47060	2487 <sup>284</sup> 2488 <sup>155</sup> 2488FR <sup>360</sup>	22487 <sup>284</sup> N/A <sup>155</sup> N/A <sup>360</sup>	230428	2230428	N/A	
V8 6.6L 400 CID Turbo Diesel	LGH	6	7202 <sup>53</sup>	27202 <sup>70</sup>	47202	9184 <sup>503</sup>	29184 <sup>503</sup>	230428	2230428	N/A	

## YUKON (ALL)

V8 4.8L 294CID	L20	C	7060 <sup>53</sup>	27060 <sup>70</sup>	47060	2487 <sup>284</sup> 2488 <sup>155</sup> 2488FR <sup>360</sup>	22487 <sup>284</sup> N/A <sup>155</sup> N/A <sup>360</sup>	230428	2230428	N/A	
V8 5.3L 5328cc 325 CID	LY5	J	7060 <sup>53</sup>	27060 <sup>70</sup>	47060	2487 <sup>284</sup> 2488 <sup>155</sup> 2488FR <sup>360</sup>	22487 <sup>284</sup> N/A <sup>155</sup> N/A <sup>360</sup>	230428	2230428	N/A	
V8 5.3L 5328cc 325 CID Flex	LC9	3	7060 <sup>53</sup>	27060 <sup>70</sup>	47060	2487 <sup>284</sup> 2488 <sup>155</sup> 2488FR <sup>360</sup>	22487 <sup>284</sup> N/A <sup>155</sup> N/A <sup>360</sup>	230428	2230428	N/A	

N/A = Not Available N/R = Not Required N/S = Not Servicable For cabin air locator chart, see pages 5-12 See pages 13-16 for footnotes

1) ProSelect - Normal Driving - Traditional Change Intervals 2) NAPA Gold - Severe Driving - OE Recommended Intervals 3) NAPA Platinum - Harsh Driving - OE Recommend Intervals

N/A = Non disponible N/R = Non nécessaire N/S = Non réparable Voir le tableau des filtres et d'habitacle aux pages 5-12 Voir pages 13-16 pour des notes

1) NAPA ProSelect et Argent - Conduite normale - Intervalles normaux de remplacement 2) NAPA Or - Conduite difficile - Intervalles recommandés par FEO 3) NAPA Platine - Conduite très difficile - Intervalles recommandés par FEO

N/A = No disponible N/R = No requerido N/S = No Servicable Para el aire de la cabina y tabla de localización de filtro, consulte las páginas 5-12 Ver las páginas 13-16 para las notas al pie de página

1) NAPA ProSelect y Plata - Manejo normal - Intervallos normales de cambio 2) NAPA Oro - Manejo difícil - Intervallos recomendados por el OEM 3) NAPA Platino - Manejo muy difícil - Intervallos recomendados por el OEM

Italicized Part Numbers May Not Be Available.

Las piezas con números en *italicas* pueden no estar disponibles.  
Les numéros de pièce en *italiques* peuvent ne pas être disponibles.





Pass Car Light Truck - Oil - Air - Cabin

GMC 2007-2006

Year/Año/Année Model/Modelo/Modèle Engine/Motor/Moteur	Eng. Code Código de motor Code moteur	VIN NIV NIV	GOLD Oil Aceite Huile	ProSelect Oil Aceite Huile	Platinum Oil Aceite Huile	GOLD Air Aire Air	ProSelect Air Aire Air	GOLD Cabin Air Cabina Aire Cabine Air	ProSelect Cabin Air Cabina Aire Cabine Air	Platinum Cabin Air Cabina Aire Cabine Air	Loc. Cabin Air Cabina Aire Cabine Air
--	---	-------------------	--------------------------------	-------------------------------------	------------------------------------	----------------------------	---------------------------------	--	---	--	--

GMC (Cont'd/Suite)

**2007** (Cont'd/Suite)

**YUKON (ALL) (Cont'd/Suite)**

V8 5.3L 5328cc 325 CID Flex	LMG	0	7060 <sup>53</sup>	27060 <sup>70</sup>	47060	2487 <sup>284</sup> 2488 <sup>155</sup> 2488FR <sup>360</sup>	22487 <sup>284</sup> N/A <sup>155</sup> N/A <sup>360</sup>	230428	2230428	N/A	
V8 6.0L 5967cc 364 CID		K	7060 <sup>53</sup>	27060 <sup>70</sup>	47060	2487 <sup>284</sup> 2488 <sup>155</sup> 2488FR <sup>360</sup>	22487 <sup>284</sup> N/A <sup>155</sup> N/A <sup>360</sup>	230428	2230428	N/A	
V8 6.2L 6199cc 378 CID	L92	8	7060 <sup>53</sup>	27060 <sup>70</sup>	47060	2487 <sup>284</sup> 2488 <sup>155</sup> 2488FR <sup>360</sup>	22487 <sup>284</sup> N/A <sup>155</sup> N/A <sup>360</sup>	230428	2230428	N/A	

**2006**

**CANYON**

L4 2.8L 2770cc 169 CID	LK5	8	1042 <sup>53</sup>	21042 <sup>70</sup>	41042	2013	22013	N/R	N/R	N/R	
L5 3.5L 3460cc 211 CID		6	1522 <sup>53</sup>	21522 <sup>70</sup>	41522	2013	22013	N/R	N/R	N/R	

**ENVOY**

L6 4.2L 256 CID		S	1522 <sup>53</sup> Long 1042 <sup>53</sup> Short	21522 <sup>70</sup> Long 21042 <sup>70</sup> Short	41522 Long 41042 Short	2729	22729	N/R	N/R	N/R	
V8 5.3L 325 CID	LC9	M	1042 <sup>53</sup>	21042 <sup>70</sup>	41042	2729	22729	N/R	N/R	N/R	
	LMF	M	1042 <sup>53</sup>	21042 <sup>70</sup>	41042	2729	22729	N/R	N/R	N/R	
	LMG	M	1042 <sup>53</sup>	21042 <sup>70</sup>	41042	2729	22729	N/R	N/R	N/R	

**SAVANA VAN (UP TO 3500 SERIES)**

V6 4.3L 262CID	LU3	Z	1040 <sup>53</sup>	21040 <sup>70</sup>	41040	6573	26573	N/R	N/R	N/R	
V8 4.8L 294CID	L20	V	1042 <sup>53</sup>	21042 <sup>70</sup>	41042	6573	26573	N/R	N/R	N/R	
V8 5.3L 325 CID	LC9	T	1042 <sup>53</sup>	21042 <sup>70</sup>	41042	6573	26573	N/R	N/R	N/R	
	LMF	T	1042 <sup>53</sup>	21042 <sup>70</sup>	41042	6573	26573	N/R	N/R	N/R	
	LMG	T	1042 <sup>53</sup>	21042 <sup>70</sup>	41042	6573	26573	N/R	N/R	N/R	
V8 6.0L 5967cc 364 CID	LQ4	U,N	1042 <sup>53</sup>	21042 <sup>70</sup>	41042	6573	26573	N/R	N/R	N/R	
V8 6.6L 400 CID Turbo Diesel	LGH	2,D	7202 <sup>53</sup>	27202 <sup>70</sup>	47202	9154	N/A	N/R	N/R	N/R	

**SIERRA HYBRID**

V8 5.3L 325 CID Gas/Electric	LM7	T	1042 <sup>53</sup>	21042 <sup>70</sup>	41042	2487 <sup>284</sup> 2488 <sup>155</sup> 2488FR <sup>360</sup>	22487 <sup>284</sup> N/A <sup>155</sup> N/A <sup>360</sup>	4814 <sup>166</sup>	224814 <sup>166</sup>	N/A <sup>166</sup>	
------------------------------	-----	---	--------------------	---------------------	-------	---	--	---------------------	-----------------------	--------------------	--

**SIERRA PICKUPS (UP TO 3500 SERIES)**

V6 4.3L 262CID	LU3	Z	1040 <sup>53</sup>	21040 <sup>70</sup>	41040	2487 <sup>284</sup> 2488 <sup>155</sup> 2488FR <sup>360</sup>	22487 <sup>284</sup> N/A <sup>155</sup> N/A <sup>360</sup>	4805 <sup>166</sup>	224805 <sup>166</sup>	4234805 <sup>166</sup>	
V8 4.8L 294CID	L20	V	1042 <sup>53</sup>	21042 <sup>70</sup>	41042	2487 <sup>284</sup> 2488 <sup>155</sup> 2488FR <sup>360</sup>	22487 <sup>284</sup> N/A <sup>155</sup> N/A <sup>360</sup>	4805 <sup>166</sup>	224805 <sup>166</sup>	4234805 <sup>166</sup>	
V8 5.3L 325 CID	LC9	B,T	1042 <sup>53</sup>	21042 <sup>70</sup>	41042	2487 2488 2488FR <sup>360</sup>	22487 N/A N/A <sup>360</sup>	4805	224805	4234805	
	LC9	Z	1042 <sup>53</sup>	21042 <sup>70</sup>	41042	2487 2488 2488FR <sup>360</sup>	22487 N/A N/A <sup>360</sup>	4805	224805	4234805	
	LMF	B,T	1042 <sup>53</sup>	21042 <sup>70</sup>	41042	2487 2488 2488FR <sup>360</sup>	22487 N/A N/A <sup>360</sup>	4805 <sup>166</sup>	224805 <sup>166</sup>	4234805 <sup>166</sup>	
	LMF	Z	1042 <sup>53</sup>	21042 <sup>70</sup>	41042	2487 2488 2488FR <sup>360</sup>	22487 N/A N/A <sup>360</sup>	4805	224805	4234805	
	LMG	B,T	1042 <sup>53</sup>	21042 <sup>70</sup>	41042	2487 2488 2488FR <sup>360</sup>	22487 N/A N/A <sup>360</sup>	4805	224805	4234805	

N/A = Not Available N/R = Not Required N/S = Not Servicable For cabin air locator chart, see pages 5-12 See pages 13-16 for footnotes

1) ProSelect - Normal Driving - Traditional Change Intervals 2) NAPA Gold - Severe Driving - OE Recommended intervals 3) NAPA Platinum - Harsh Driving - OE Recommend Intervals

N/A = Non disponible N/R = Non nécessaire N/S = Non réparable Voir le tableau des filtres et d'habitacle aux pages 5-12 Voir pages 13-16 pour des notes

1) NAPA ProSelect et Argent - Conduite normale - Intervalles normaux de remplacement 2) NAPA Or - Conduite difficile - Intervalles recommandés par FEO 3) NAPA Platine - Conduite très difficile - Intervalles recommandés par FEO

N/A = No disponible N/R = No requerido N/S = No Servicable Para el aire de la cabina y tabla de localización de filtro, consulte las páginas 5-12 Ver las páginas 13-16 para las notas al pie de página

1) NAPA ProSelect y Plata - Manejo normal - Intervalos normales de cambio 2) NAPA Oro - Manejo difícil - Intervalos recomendados por el OEM 3) NAPA Platino - Manejo muy difícil - Intervalos recomendados por el OEM

*Italicized Part Numbers May Not Be Available.*

Las piezas con números en *italicas* pueden no estar disponibles.

Les numéros de pièce en *italiques* peuvent ne pas être disponibles.

P  
a  
s  
s  
C  
a  
r  
L  
i  
g  
h  
t  
T  
r  
u  
c  
k  
O  
i  
l  
-  
A  
i  
r  
-  
C  
a  
b  
i  
n



GMC 2006-2005

Pass Car Light Truck - Oil - Air - Cabin

Year/Año/Année Model/Modelo/Modele Engine/Motor/Moteur	Eng. Code Código de motor Code moteur	VIN NIV NIV	GOLD Oil Aceite Huile	ProSelect Oil Aceite Huile	Platinum Oil Aceite Huile	GOLD Air Aire Air	ProSelect Air Aire Air	GOLD Cabin Air Cabina Aire Cabine Air	ProSelect Cabin Air Cabina Aire Cabine Air	Platinum Cabin Air Cabina Aire Cabine Air	Loc. Cabin Air Cabina Aire Cabine Air
--	---	-------------------	--------------------------------	-------------------------------------	------------------------------------	----------------------------	---------------------------------	--	---	--	--

GMC (Cont'd/Suite)

**2006** (Cont'd/Suite)

SIERRA PICKUPS (UP TO 3500 SERIES) (Cont'd/Suite)

V8 5.3L 325 CID	LMG	Z	1042 <sup>53</sup>	21042 <sup>70</sup>	41042	2487 2488 2488FR <sup>360</sup>	22487 N/A N/A <sup>360</sup>	4805	224805	4234805	
V8 6.0L 5967cc 364 CID		U,N	1042 <sup>53</sup>	21042 <sup>70</sup>	41042	2487 <sup>284</sup> 2488 <sup>155</sup> 2488FR <sup>360</sup>	22487 <sup>284</sup> N/A <sup>155</sup> N/A <sup>360</sup>	4805 <sup>166</sup>	224805 <sup>166</sup>	4234805 <sup>166</sup>	
V8 6.6L 400 CID Turbo Diesel	LGH	2,D	7202 <sup>53</sup>	27202 <sup>70</sup>	47202	9184 <sup>503</sup>	29184 <sup>503</sup>	4805	224805	4234805	
V8 8.1L 496 CID		G	7099 <sup>134</sup>	27099 <sup>134</sup>	47099 <sup>134</sup>	2487 <sup>284</sup> 2488 <sup>155</sup> 2488FR <sup>360</sup>	22487 <sup>284</sup> N/A <sup>155</sup> N/A <sup>360</sup>	4805	224805	4234805	

YUKON (ALL)

V8 4.8L 294CID	L20	V	1042 <sup>53</sup>	21042 <sup>70</sup>	41042	2487 <sup>284</sup> 2488 <sup>155</sup> 2488FR <sup>360</sup>	22487 <sup>284</sup> N/A <sup>155</sup> N/A <sup>360</sup>	N/R	N/R	N/R	
V8 5.3L 325 CID	LC9	T	1042 <sup>53</sup>	21042 <sup>70</sup>	41042	2487 2488 2488FR <sup>360</sup>	22487 N/A N/A <sup>360</sup>	N/R	N/R	N/R	
	LMF	T	1042 <sup>53</sup>	21042 <sup>70</sup>	41042	2487 2488 2488FR <sup>360</sup>	22487 N/A N/A <sup>360</sup>	N/R	N/R	N/R	
	LMG	T	1042 <sup>53</sup>	21042 <sup>70</sup>	41042	2487 2488 2488FR <sup>360</sup>	22487 N/A N/A <sup>360</sup>	N/R	N/R	N/R	
V8 5.3L 5328cc 325 CID Flex	L59	Z	1042 <sup>53</sup>	21042 <sup>70</sup>	41042	2487 <sup>284</sup> 2488 <sup>155</sup> 2488FR <sup>360</sup>	22487 <sup>284</sup> N/A <sup>155</sup> N/A <sup>360</sup>	N/R	N/R	N/R	
V8 6.0L 5967cc 364 CID		U	1042 <sup>53</sup>	21042 <sup>70</sup>	41042	2487 <sup>284</sup> 2488 <sup>155</sup> 2488FR <sup>360</sup>	22487 <sup>284</sup> N/A <sup>155</sup> N/A <sup>360</sup>	N/R	N/R	N/R	
V8 8.1L 496 CID		G	7099	27099 <sup>70</sup>	47099	2487 <sup>284</sup> 2488 <sup>155</sup> 2488FR <sup>360</sup>	22487 <sup>284</sup> N/A <sup>155</sup> N/A <sup>360</sup>	N/R	N/R	N/R	

**2005**

CANYON

L4 2.8L 2770cc 169 CID		8	1042 <sup>53</sup>	21042 <sup>70</sup>	41042	2013	22013	N/R	N/R	N/R	
L5 3.5L 3460cc 211 CID		6	1522 <sup>53</sup>	21522 <sup>70</sup>	41522	2013	22013	N/R	N/R	N/R	

ENVOY

L6 4.2L 256 CID		S	1522 <sup>53</sup>	21522 <sup>70</sup>	41522	2729	22729	N/R	N/R	N/R	
V8 5.3L 323 CID		M	1042 <sup>53</sup>	21042 <sup>70</sup>	41042	2729	22729	N/R	N/R	N/R	

JIMMY

V6 4.3L 262CID		Z	1040 <sup>53</sup> 2WD 1036 <sup>53</sup> 4WD	21040 <sup>70</sup> 2WD 21036 <sup>70</sup> 4WD	41040 2WD 41036 4WD	6117	26117	N/A	N/A	N/A	
----------------	--	---	--	--	------------------------------	------	-------	-----	-----	-----	--

SAFARI-VAN

V6 4.3L 262CID		Z	1040 <sup>53</sup>	21040 <sup>70</sup>	41040	6117	26117	N/R	N/R	N/R	
----------------	--	---	--------------------	---------------------	-------	------	-------	-----	-----	-----	--

SAVANA VAN (UP TO 3500 SERIES)

V6 4.3L 262CID		Z	1040 <sup>53</sup>	21040 <sup>70</sup>	41040	6573	26573	N/R	N/R	N/R	
V8 4.8L 294 CID		V	1042 <sup>53</sup>	21042 <sup>70</sup>	41042	6573	26573	N/R	N/R	N/R	
V8 5.3L 323 CID		T	1042 <sup>53</sup>	21042 <sup>70</sup>	41042	6573	26573	N/R	N/R	N/R	
V8 6.0L 5967cc 364 CID		U	1042 <sup>53</sup>	21042 <sup>70</sup>	41042	6573	26573	N/R	N/R	N/R	
V8 6.0L 5967cc 364 CID CNG		U	1042 <sup>53</sup>	21042 <sup>70</sup>	41042	6573	26573	N/R	N/R	N/R	

N/A = Not Available N/R = Not Required N/S = Not Servicable For cabin air locator chart, see pages 5-12 See pages 13-16 for footnotes

1) ProSelect - Normal Driving - Traditional Change Intervals 2) NAPA Gold - Severe Driving - OE Recommended intervals 3) NAPA Platinum - Harsh Driving - OE Recommend Intervals

1) N/A = Non disponible N/R = Non nécessaire N/S = Non réparable Voir le tableau des filtres et d'habitacle aux pages 5-12 Voir pages 13-16 pour des notes

1) NAPA ProSelect et Argent - Conduite normale - Intervalles normaux de remplacement 2) NAPA Or - Conduite difficile - Intervalles recommandés par FEO 3) NAPA Platine - Conduite très difficile - Intervalles recommandés par FEO

N/A = No disponible N/R = No requerido N/S = No Servicable Para el aire de la cabina y tabla de localización de filtro, consulte las páginas 5-12 Ver las páginas 13-16 para las notas al pie de página

1) NAPA ProSelect y Plata - Manejo normal - Intervalos normales de cambio 2) NAPA Oro - Manejo difícil - Intervalos recomendados por el OEM 3) NAPA Platino - Manejo muy difícil - Intervalos recomendados por el OEM

*Italicized Part Numbers May Not Be Available.*

Las piezas con números en *italicas* pueden no estar disponibles.  
Les numéros de pièce en *italiques* peuvent ne pas être disponibles.



Pass Car Light Truck - Oil - Air - Cabin

GMC 2005-2004

Year/Año/Année Model/Modelo/Modèle Engine/Motor/Moteur	Eng. Code Código de motor Code moteur	VIN NIV NIV	GOLD Oil Aceite Huile	ProSelect Oil Aceite Huile	Platinum Oil Aceite Huile	GOLD Air Aire Air	ProSelect Air Aire Air	GOLD Cabin Air Cabina Aire Cabine Air	ProSelect Cabin Air Cabina Aire Cabine Air	Platinum Cabin Air Cabina Aire Cabine Air	Loc. Cabin Air Cabina Aire Cabine Air
--	---	-------------------	--------------------------------	-------------------------------------	------------------------------------	----------------------------	---------------------------------	--	---	--	--

GMC (Cont'd/Suite)

**2005** (Cont'd/Suite)

SIERRA HYBRID

V8 5.3L 325 CID Gas/Electric		T	1042 <sup>53</sup>	21042 <sup>70</sup>	41042	2487 <sup>284</sup> 2488 <sup>155</sup> 2488FR <sup>360</sup>	22487 <sup>284</sup> N/A <sup>155</sup> N/A <sup>360</sup>	4814	224814	N/A	3
------------------------------	--	---	--------------------	---------------------	-------	---	--	------	--------	-----	---

SIERRA PICKUPS (UP TO 3500 SERIES)

V6 4.3L 262CID		Z	1040 <sup>53</sup>	21040 <sup>70</sup>	41040	2487 <sup>284</sup> 2488 <sup>155</sup> 2488FR <sup>360</sup>	22487 <sup>284</sup> N/A <sup>155</sup> N/A <sup>360</sup>	4805 <sup>166</sup>	224805 <sup>166</sup>	4234805 <sup>166</sup>	
V8 4.8L 294 CID		V	1042 <sup>53</sup>	21042 <sup>70</sup>	41042	2487 <sup>284</sup> 2488 <sup>155</sup> 2488FR <sup>360</sup>	22487 <sup>284</sup> N/A <sup>155</sup> N/A <sup>360</sup>	4805 <sup>166</sup>	224805 <sup>166</sup>	4234805 <sup>166</sup>	
V8 5.3L 323 CID		B,T	1042 <sup>53</sup>	21042 <sup>70</sup>	41042	2487 <sup>284</sup> 2488 <sup>155</sup> 2488FR <sup>360</sup>	22487 <sup>284</sup> N/A <sup>155</sup> N/A <sup>360</sup>	4805 <sup>166</sup>	224805 <sup>166</sup>	4234805 <sup>166</sup>	
V8 5.3L 323 CID Flex		Z	1042 <sup>53</sup>	21042 <sup>70</sup>	41042	2487 2488 2488FR <sup>360</sup>	22487 N/A N/A <sup>360</sup>	4805	224805	4234805	
V8 6.0L 5967cc 364 CID		U	1042 <sup>53</sup>	21042 <sup>70</sup>	41042	2487 <sup>284</sup> 2488 <sup>155</sup> 2488FR <sup>360</sup>	22487 <sup>284</sup> N/A <sup>155</sup> N/A <sup>360</sup>	4805 <sup>166</sup>	224805 <sup>166</sup>	4234805 <sup>166</sup>	
V8 6.6L 400 CID Turbo Diesel		2	7202 <sup>53</sup>	27202 <sup>70</sup>	47202	6678	26678	4805	224805	4234805	
V8 8.1L 496 CID		G	7099 <sup>134</sup>	27099 <sup>134</sup>	47099 <sup>134</sup>	2487 <sup>284</sup> 2488 <sup>155</sup> 2488FR <sup>360</sup>	22487 <sup>284</sup> N/A <sup>155</sup> N/A <sup>360</sup>	4805	224805	4234805	

YUKON (ALL)

V8 4.8L 294 CID		V	1042 <sup>53</sup>	21042 <sup>70</sup>	41042	2487 <sup>284</sup> 2488 <sup>155</sup> 2488FR <sup>360</sup>	22487 <sup>284</sup> N/A <sup>155</sup> N/A <sup>360</sup>	N/R	N/R	N/R	3
V8 5.3L 323 CID		T	1042 <sup>53</sup>	21042 <sup>70</sup>	41042	2487 2488 2488FR <sup>360</sup>	22487 N/A N/A <sup>360</sup>	N/R	N/R	N/R	3
V8 5.3L 5328cc 325 CID Flex	L59	Z	1042 <sup>53</sup>	21042 <sup>70</sup>	41042	2487 <sup>284</sup> 2488 <sup>155</sup> 2488FR <sup>360</sup>	22487 <sup>284</sup> N/A <sup>155</sup> N/A <sup>360</sup>	N/R	N/R	N/R	3
V8 6.0L 5967cc 364 CID		U	1042 <sup>53</sup>	21042 <sup>70</sup>	41042	2487 <sup>284</sup> 2488 <sup>155</sup> 2488FR <sup>360</sup>	22487 <sup>284</sup> N/A <sup>155</sup> N/A <sup>360</sup>	N/A	N/A	N/A	
V8 8.1L 496 CID		G	7099	27099 <sup>70</sup>	47099	2487 <sup>284</sup> 2488 <sup>155</sup> 2488FR <sup>360</sup>	22487 <sup>284</sup> N/A <sup>155</sup> N/A <sup>360</sup>	N/R	N/R	N/R	3

**2004**

CANYON

L4 2.8L 2770cc 169 CID		8	1042 <sup>53</sup>	21042 <sup>70</sup>	41042	2013	22013	N/R	N/R	N/R	
L5 3.5L 3460cc 211 CID		6	1522 <sup>53</sup>	21522 <sup>70</sup>	41522	2013	22013	N/R	N/R	N/R	

ENVOY

L6 4.2L 256 CID		S	1522 <sup>53</sup>	21522 <sup>70</sup>	41522	2729	22729	N/R	N/R	N/R	
V8 5.3L 323 CID		P	1042 <sup>53</sup>	21042 <sup>70</sup>	41042	2729	22729	N/R	N/R	N/R	

JIMMY

V6 4.3L 262CID		Z	1040 <sup>53</sup> 2WD 1036 <sup>53</sup> 4WD	21040 <sup>70</sup> 2WD 21036 <sup>70</sup> 4WD	41040 2WD 41036 4WD	6117	26117	N/A	N/A	N/A	
----------------	--	---	--	--	------------------------------	------	-------	-----	-----	-----	--

SAFARI-VAN

V6 4.3L 262CID	LU3	Z	1040 <sup>53</sup>	21040 <sup>70</sup>	41040	6117	26117	N/R	N/R	N/R	
----------------	-----	---	--------------------	---------------------	-------	------	-------	-----	-----	-----	--

SAVANA VAN (UP TO 3500 SERIES)

V6 4.3L 262CID		Z	1040 <sup>53</sup>	21040 <sup>70</sup>	41040	6573	26573	N/R	N/R	N/R	
----------------	--	---	--------------------	---------------------	-------	------	-------	-----	-----	-----	--

N/A = Not Available N/R = Not Required N/S = Not Servicable For cabin air locator chart, see pages 5-12 See pages 13-16 for footnotes

1) ProSelect - Normal Driving - Traditional Change Intervals 2) NAPA Gold - Severe Driving - OE Recommended intervals 3) NAPA Platinum - Harsh Driving - OE Recommend Intervals

N/A = Non disponible N/R = Non nécessaire N/S = Non réparable Voir le tableau des filtres et d'habitacle aux pages 5-12 Voir pages 13-16 pour des notes

1) NAPA ProSelect et Argent - Conduite normale - Intervalles normaux de remplacement 2) NAPA Or - Conduite difficile - Intervalles recommandés par FEO 3) NAPA Platine - Conduite très difficile - Intervalles recommandés par FEO

N/A = No disponible N/R = No requerido N/S = No Servicable Para el aire de la cabina y tabla de localización de filtro, consulte las páginas 5-12 Ver las páginas 13-16 para las notas al pie de página

1) NAPA ProSelect y Plata - Manejo normal - Intervalos normales de cambio 2) NAPA Oro - Manejo difícil - Intervalos recomendados por el OEM 3) NAPA Platino - Manejo muy difícil - Intervalos recomendados por el OEM

*Italicized Part Numbers May Not Be Available.*

Las piezas con números en *italicas* pueden no estar disponibles.

Les numéros de pièce en *italiques* peuvent ne pas être disponibles.

P  
a  
s  
s  
C  
a  
r  
L  
i  
g  
h  
t  
T  
r  
u  
c  
k  
O  
i  
l  
-  
A  
i  
r  
-  
C  
a  
b  
i  
n



GMC 2004-2003

## Pass Car Light Truck - Oil - Air - Cabin

Year/Año/Année Model/Modelo/Modèle Engine/Motor/Moteur	Eng. Code Código de motor Code moteur	VIN NIV NIV	GOLD Oil Aceite Huile	ProSelect Oil Aceite Huile	Platinum Oil Aceite Huile	GOLD Air Aire Air	ProSelect Air Aire Air	GOLD Cabin Air Cabina Aire Cabine Air	ProSelect Cabin Air Cabina Aire Cabine Air	Platinum Cabin Air Cabina Aire Cabine Air	Loc. Cabin Air Cabina Aire Cabine Air
--	---	-------------------	--------------------------------	-------------------------------------	------------------------------------	----------------------------	---------------------------------	--	---	--	--

## GMC (Cont'd/Suite)

## 2004 (Cont'd/Suite)

## SAVANA VAN (UP TO 3500 SERIES) (Cont'd/Suite)

V8 4.8L 294 CID		V	1042 <sup>53</sup>	21042 <sup>70</sup>	41042	6573	26573	N/R	N/R	N/R	
V8 5.3L 323 CID		T	1042 <sup>53</sup>	21042 <sup>70</sup>	41042	6573	26573	N/R	N/R	N/R	
V8 6.0L 5967cc 364 CID		U	1042 <sup>53</sup>	21042 <sup>70</sup>	41042	6573	26573	N/R	N/R	N/R	
V8 6.0L 5967cc 364 CID CNG		N	1042 <sup>53</sup>	21042 <sup>70</sup>	41042	6573	26573	N/R	N/R	N/R	

## SIERRA PICKUPS (UP TO 3500 SERIES)

V6 4.3L 262CID	LU3	Z	1040 <sup>53</sup>	21040 <sup>70</sup>	41040	2487 <sup>284</sup> 2488 <sup>155</sup> 2488FR <sup>360</sup>	22487 <sup>284</sup> N/A <sup>155</sup> N/A <sup>360</sup>	4805	224805	4234805	3
V8 4.8L 294CID	L20	V	1042 <sup>53</sup>	21042 <sup>70</sup>	41042	2487 <sup>284</sup> 2488 <sup>155</sup> 2488FR <sup>360</sup>	22487 <sup>284</sup> N/A <sup>155</sup> N/A <sup>360</sup>	4805	224805	4234805	
V8 5.3L 323 CID		T	1042 <sup>53</sup>	21042 <sup>70</sup>	41042	2487 <sup>284</sup> 2488 <sup>155</sup> 2488FR <sup>360</sup>	22487 <sup>284</sup> N/A <sup>155</sup> N/A <sup>360</sup>	4805	224805	4234805	
V8 5.3L 323 CID Flex		Z	1042 <sup>53</sup>	21042 <sup>70</sup>	41042	2487 <sup>284</sup> 2488 <sup>155</sup> 2488FR <sup>360</sup>	22487 <sup>284</sup> N/A <sup>155</sup> N/A <sup>360</sup>	4805	224805	4234805	
V8 6.0L 5967cc 364 CID		U	1042 <sup>53</sup>	21042 <sup>70</sup>	41042	2487 <sup>284</sup> 2488 <sup>155</sup> 2488FR <sup>360</sup>	22487 <sup>284</sup> N/A <sup>155</sup> N/A <sup>360</sup>	4805	224805	4234805	
V8 6.6L 400 CID Turbo Diesel	LGH	1,2	7202 <sup>53</sup>	27202 <sup>70</sup>	47202	6678	26678	4805	224805	4234805	
V8 8.1L 496 CID		G	7099 <sup>134</sup>	27099 <sup>134</sup>	47099 <sup>134</sup>	2487 <sup>284</sup> 2488 <sup>155</sup> 2488FR <sup>360</sup>	22487 <sup>284</sup> N/A <sup>155</sup> N/A <sup>360</sup>	4805	224805	4234805	

## SONOMA

V6 4.3L 262CID	LU3	Z	1040 <sup>53</sup> 2WD 1036 <sup>53</sup> 4WD	21040 <sup>70</sup> 2WD 21036 <sup>70</sup> 4WD	41040 2WD 41036 4WD	6117	26117	N/R	N/R	N/R	
----------------	-----	---	--	--	------------------------------	------	-------	-----	-----	-----	--

## YUKON (ALL)

V8 4.8L 294CID	L20	V	1042 <sup>53</sup>	21042 <sup>70</sup>	41042	2487 <sup>284</sup> 2488 <sup>155</sup> 2488FR <sup>360</sup>	22487 <sup>284</sup> N/A <sup>155</sup> N/A <sup>360</sup>	N/R	N/R	N/R	3
V8 5.3L 323 CID		T	1042 <sup>53</sup>	21042 <sup>70</sup>	41042	2487 <sup>284</sup> 2488 <sup>155</sup> 2488FR <sup>360</sup>	22487 <sup>284</sup> N/A <sup>155</sup> N/A <sup>360</sup>	N/R	N/R	N/R	
V8 5.3L 325 CID	LC9	Z	1042 <sup>53</sup>	21042 <sup>70</sup>	41042	2487 <sup>284</sup> 2488 <sup>155</sup> 2488FR <sup>360</sup>	22487 <sup>284</sup> N/A <sup>155</sup> N/A <sup>360</sup>	N/R	N/R	N/R	
V8 6.0L 5967cc 364 CID		U	1042 <sup>53</sup>	21042 <sup>70</sup>	41042	2487 <sup>284</sup> 2488 <sup>155</sup> 2488FR <sup>360</sup>	22487 <sup>284</sup> N/A <sup>155</sup> N/A <sup>360</sup>	N/R	N/R	N/R	
V8 8.1L 496 CID		G	7099	27099 <sup>70</sup>	47099	2487 <sup>284</sup> 2488 <sup>155</sup> 2488FR <sup>360</sup>	22487 <sup>284</sup> N/A <sup>155</sup> N/A <sup>360</sup>	N/R	N/R	N/R	

## 2003

## ENVOY

L6 4.2L 256 CID		S	1522 <sup>53</sup>	21522 <sup>70</sup>	41522	2729	22729	N/R	N/R	N/R	
V8 5.3L 323 CID		P	1042 <sup>53</sup>	21042 <sup>70</sup>	41042	2729	22729	N/R	N/R	N/R	

## JIMMY

V6 4.3L 262CID		Z	1040 <sup>53</sup> 2WD 1036 <sup>53</sup> 4WD	21040 <sup>70</sup> 2WD 21036 <sup>70</sup> 4WD	41040 2WD 41036 4WD	6117	26117	N/A	N/A	N/A	
----------------	--	---	--	--	------------------------------	------	-------	-----	-----	-----	--

## SAFARI-VAN

V6 4.3L 262CID		Z	1040 <sup>53</sup>	21040 <sup>70</sup>	41040	6117	26117	N/R	N/R	N/R	
----------------	--	---	--------------------	---------------------	-------	------	-------	-----	-----	-----	--

N/A = Not Available N/R = Not Required N/S = Not Servicable For cabin air locator chart, see pages 5-12 See pages 13-16 for footnotes

1) ProSelect - Normal Driving - Traditional Change Intervals 2) NAPA Gold - Severe Driving - OE Recommended intervals 3) NAPA Platinum - Harsh Driving - OE Recommend Intervals

N/A = Non disponible N/R = Non nécessaire N/S = Non réparable Voir le tableau des filtres et d'habitacle aux pages 5-12 Voir pages 13-16 pour des notes

1) NAPA ProSelect et Argent - Conduite normale - Intervalles normaux de remplacement 2) NAPA Or - Conduite difficile - Intervalles recommandés par FEO 3) NAPA Platine - Conduite très difficile - Intervalles recommandés par FEO

N/A = No disponible N/R = No requerido N/S = No Servicable Para el aire de la cabina y tabla de localización de filtro, consulte las páginas 5-12 Ver las páginas 13-16 para las notas al pie de página

1) NAPA ProSelect y Plata - Manejo normal - Intervalos normales de cambio 2) NAPA Oro - Manejo difícil - Intervalos recomendados por el OEM 3) NAPA Platino - Manejo muy difícil - Intervalos recomendados por el OEM

Italicized Part Numbers May Not Be Available.

Las piezas con números en *italicas* pueden no estar disponibles.  
Les numéros de pièce en *italiques* peuvent ne pas être disponibles.



Pass Car Light Truck - Oil - Air - Cabin

GMC 2003-2002

Year/Año/Année Model/Modelo/Modèle Engine/Motor/Moteur	Eng. Code Código de motor Code moteur	VIN NIV NIV	GOLD Oil Aceite Huile	ProSelect Oil Aceite Huile	Platinum Oil Aceite Huile	GOLD Air Aire Air	ProSelect Air Aire Air	GOLD Cabin Air Cabina Aire Cabine Air	ProSelect Cabin Air Cabina Aire Cabine Air	Platinum Cabin Air Cabina Aire Cabine Air	Loc. Cabin Air Cabina Aire Cabine Air
--	---	-------------------	--------------------------------	-------------------------------------	------------------------------------	----------------------------	---------------------------------	--	---	--	--

GMC (Cont'd/Suite)

**2003** (Cont'd/Suite)

SAVANA VAN (UP TO 3500 SERIES)

V6 4.3L 262CID	L20	Z	1040 <sup>53</sup>	21040 <sup>70</sup>	41040	6573	26573	N/R	N/R	N/R	
V8 4.8L 294CID		V	1042 <sup>53</sup>	21042 <sup>70</sup>	41042	6573	26573	N/R	N/R	N/R	
V8 5.3L 323 CID		T	1042 <sup>53</sup>	21042 <sup>70</sup>	41042	6573	26573	N/R	N/R	N/R	
V8 6.0L 5967cc 364 CID		U	1042 <sup>53</sup>	21042 <sup>70</sup>	41042	6573	26573	N/R	N/R	N/R	
V8 6.0L 5967cc 364 CID CNG		U	1042 <sup>53</sup>	21042 <sup>70</sup>	41042	6573	26573	N/R	N/R	N/R	

SIERRA PICKUPS (UP TO 3500 SERIES)

V6 4.3L 262CID	LGH	Z	1040 <sup>53</sup>	21040 <sup>70</sup>	41040	2487 <sup>284</sup> 2488 <sup>155</sup> 2488FR <sup>360</sup>	22487 <sup>284</sup> N/A <sup>155</sup> N/A <sup>360</sup>	4805	224805	4234805	3
V8 4.8L 294 CID		V	1042 <sup>53</sup>	21042 <sup>70</sup>	41042	2487 <sup>284</sup> 2488 <sup>155</sup> 2488FR <sup>360</sup>	22487 <sup>284</sup> N/A <sup>155</sup> N/A <sup>360</sup>	4805	224805	4234805	3
V8 5.3L 323 CID		T	1042 <sup>53</sup>	21042 <sup>70</sup>	41042	2487 <sup>284</sup> 2488 <sup>155</sup> 2488FR <sup>360</sup>	22487 <sup>284</sup> N/A <sup>155</sup> N/A <sup>360</sup>	4805	224805	4234805	3
V8 5.3L 323 CID Flex		Z	1042 <sup>53</sup>	21042 <sup>70</sup>	41042	2487 <sup>284</sup> 2488 <sup>155</sup> 2488FR <sup>360</sup>	22487 <sup>284</sup> N/A <sup>155</sup> N/A <sup>360</sup>	4805	224805	4234805	3
V8 6.0L 5967cc 364 CID		U	1042 <sup>53</sup>	21042 <sup>70</sup>	41042	2487 <sup>284</sup> 2488 <sup>155</sup> 2488FR <sup>360</sup>	22487 <sup>284</sup> N/A <sup>155</sup> N/A <sup>360</sup>	4805	224805	4234805	3
V8 6.6L 400 CID Turbo Diesel		1	7202 <sup>53</sup>	27202 <sup>70</sup>	47202	6678	26678	4805	224805	4234805	3
V8 8.1L 496 CID	G	7099	27099 <sup>70</sup>	47099	2487 <sup>284</sup> 2488 <sup>155</sup> 2488FR <sup>360</sup>	22487 <sup>284</sup> N/A <sup>155</sup> N/A <sup>360</sup>	4805	224805	4234805	3	

SONOMA

L4 2.2L 2190cc134 CID	H		1040 <sup>53</sup>	21040 <sup>70</sup>	41040	6117	26117	N/R	N/R	N/R	
V6 4.3L 262CID		Z	1040 <sup>53</sup>	21040 <sup>70</sup>	41040	6117	26117	N/R	N/R	N/R	
				2WD 1036 <sup>53</sup> 4WD	2WD 21036 <sup>70</sup> 4WD	2WD 41036 4WD					

YUKON (ALL)

V8 4.8L 294 CID	LGH	V	1042 <sup>53</sup>	21042 <sup>70</sup>	41042	2487 <sup>284</sup> 2488 <sup>155</sup> 2488FR <sup>360</sup>	22487 <sup>284</sup> N/A <sup>155</sup> N/A <sup>360</sup>	N/R	N/R	N/R	3
V8 5.3L 323 CID		T	1042 <sup>53</sup>	21042 <sup>70</sup>	41042	2487 <sup>284</sup> 2488 <sup>155</sup> 2488FR <sup>360</sup>	22487 <sup>284</sup> N/A <sup>155</sup> N/A <sup>360</sup>	N/R	N/R	N/R	3
V8 5.3L 323 CID Flex		Z	1042 <sup>53</sup>	21042 <sup>70</sup>	41042	2487 <sup>284</sup> 2488 <sup>155</sup> 2488FR <sup>360</sup>	22487 <sup>284</sup> N/A <sup>155</sup> N/A <sup>360</sup>	N/R	N/R	N/R	3
V8 6.0L 5967cc 364 CID		U	1042 <sup>53</sup>	21042 <sup>70</sup>	41042	2487 <sup>284</sup> 2488 <sup>155</sup> 2488FR <sup>360</sup>	22487 <sup>284</sup> N/A <sup>155</sup> N/A <sup>360</sup>	N/R	N/R	N/R	3
V8 8.1L 496 CID		G	7099	27099 <sup>70</sup>	47099	2487 <sup>284</sup> 2488 <sup>155</sup> 2488FR <sup>360</sup>	22487 <sup>284</sup> N/A <sup>155</sup> N/A <sup>360</sup>	N/R	N/R	N/R	3

**2002**

C3500HD CHASSIS CAB

V8 6.5L 395 CID Turbo Diesel	F		1060 <sup>53</sup>	21060 <sup>70</sup>	41060	6440 6441 <sup>285</sup>	26440 N/A <sup>285</sup>	N/R	N/R	N/R	
V8 8.1L 496 CID		G	7099	27099 <sup>70</sup>	47099	6440 6441 <sup>285</sup>	26440 N/A <sup>285</sup>	4805	224805	4234805	6

ENVOY

L6 4.2L 256 CID	S		1522 <sup>53</sup>	21522 <sup>70</sup>	41522	2729	22729	N/R	N/R	N/R	
-----------------	---	--	--------------------	---------------------	-------	------	-------	-----	-----	-----	--

N/A = Not Available N/R = Not Required N/S = Not Servicable For cabin air locator chart, see pages 5-12 See pages 13-16 for footnotes

1) ProSelect - Normal Driving - Traditional Change Intervals 2) NAPA Gold - Severe Driving - OE Recommended intervals 3) NAPA Platinum - Harsh Driving - OE Recommend Intervals

N/A = Non disponible N/R = Non nécessaire N/S = Non réparable Voir le tableau des filtres et d'habitacle aux pages 5-12 Voir pages 13-16 pour des notes

1) NAPA ProSelect et Argent - Conduite normale - Intervalles normaux de remplacement 2) NAPA Or - Conduite difficile - Intervalles recommandés par FEO 3) NAPA Platine - Conduite très difficile - Intervalles recommandés par FEO

N/A = No disponible N/R = No requerido N/S = No Servicable Para el aire de la cabina y tabla de localización de filtro, consulte las páginas 5-12 Ver las páginas 13-16 para las notas al pie de página

1) NAPA ProSelect y Plata - Manejo normal - Intervalos normales de cambio 2) NAPA Oro - Manejo difícil - Intervalos recomendados por el OEM 3) NAPA Platino - Manejo muy difícil - Intervalos recomendados por el OEM

*Italicized Part Numbers May Not Be Available.*

Las piezas con números en *italicas* pueden no estar disponibles.

Les numéros de pièce en *italiques* peuvent ne pas être disponibles.

P  
a  
s  
s  
C  
a  
r  
L  
i  
g  
h  
t  
T  
r  
u  
c  
k  
O  
i  
l  
-  
A  
i  
r  
-  
C  
a  
b  
i  
n



GMC 2002

## Pass Car Light Truck - Oil - Air - Cabin

Year/Año/Année Model/Modelo/Modele Engine/Motor/Moteur	Eng. Code Código de motor Code moteur	VIN NIV NIV	GOLD Oil Aceite Huile	ProSelect Oil Aceite Huile	Platinum Oil Aceite Huile	GOLD Air Aire Air	ProSelect Air Aire Air	GOLD Cabin Air Cabina Aire Cabine Air	ProSelect Cabin Air Cabina Aire Cabine Air	Platinum Cabin Air Cabina Aire Cabine Air	Loc. Cabin Air Cabina Aire Cabine Air
--	---	-------------------	--------------------------------	-------------------------------------	------------------------------------	----------------------------	---------------------------------	--	---	--	--

## GMC (Cont'd/Suite)

2002 (Cont'd/Suite)

## JIMMY

V6 4.3L 262CID		Z	1040 <sup>53</sup> 2WD 1036 <sup>53</sup> 4WD	21040 <sup>70</sup> 2WD 21036 <sup>70</sup> 4WD	41040 2WD 41036 4WD	6117	26117	N/A	N/A	N/A	
----------------	--	---	--	--	------------------------------	------	-------	-----	-----	-----	--

## SAFARI-VAN

V6 4.3L 262CID		Z	1040 <sup>53</sup>	21040 <sup>70</sup>	41040	6117	26117	N/R	N/R	N/R	
----------------	--	---	--------------------	---------------------	-------	------	-------	-----	-----	-----	--

## SAVANA VAN (UP TO 3500 SERIES)

V6 4.3L 262CID		Z	1040 <sup>53</sup>	21040 <sup>70</sup>	41040	6573	26573	N/R	N/R	N/R	
V8 5.0L 305 CID		M	1060 <sup>53</sup>	21060 <sup>70</sup>	41060	6573	26573	N/R	N/R	N/R	
V8 5.7L 350 CID		R	1060 <sup>53</sup>	21060 <sup>70</sup>	41060	6573	26573	N/R	N/R	N/R	
V8 5.7L 350 CID BI-Fuel		R	1060 <sup>53</sup>	21060 <sup>70</sup>	41060	6573	26573	N/R	N/R	N/R	
V8 6.5L 395 CID Turbo Diesel	L65	F	1060 <sup>53</sup>	21060 <sup>70</sup>	41060	6316 <sup>285</sup> 6144 <sup>284</sup>	26316 <sup>285</sup> 26144 <sup>284</sup>	N/R	N/R	N/R	
V8 8.1L 496 CID		G	7099	27099 <sup>70</sup>	47099	6573	26573	N/R	N/R	N/R	

## SIERRA PICKUPS (UP TO 3500 SERIES)

V6 4.3L 262CID		Z	1040 <sup>53</sup>	21040 <sup>70</sup>	41040	2487 <sup>284</sup> 2488 <sup>155</sup> 2488FR <sup>360</sup>	22487 <sup>284</sup> N/A <sup>155</sup> N/A <sup>360</sup>	4805 <sup>166</sup>	224805 <sup>166</sup>	4234805 <sup>166</sup>	6
V8 4.8L 294 CID		V	1522 <sup>53</sup>	21522 <sup>70</sup>	41522	2487 <sup>284</sup> 2488 <sup>155</sup> 2488FR <sup>360</sup>	22487 <sup>284</sup> N/A <sup>155</sup> N/A <sup>360</sup>	4805 <sup>166</sup>	224805 <sup>166</sup>	4234805 <sup>166</sup>	6
V8 5.3L 323 CID		T	1042 <sup>53</sup>	21042 <sup>70</sup>	41042	2487 <sup>284</sup> 2488 <sup>155</sup> 2488FR <sup>360</sup>	22487 <sup>284</sup> N/A <sup>155</sup> N/A <sup>360</sup>	4805 <sup>166</sup>	224805 <sup>166</sup>	4234805 <sup>166</sup>	6
V8 5.3L 323 CID Flex		Z	1042 <sup>53</sup>	21042 <sup>70</sup>	41042	2487 <sup>284</sup> 2488 <sup>155</sup> 2488FR <sup>360</sup>	22487 <sup>284</sup> N/A <sup>155</sup> N/A <sup>360</sup>	4805 <sup>166</sup>	224805 <sup>166</sup>	4234805 <sup>166</sup>	6
V8 6.0L 5967cc 364 CID		U	1522 <sup>53</sup>	21522 <sup>70</sup>	41522	2487 <sup>284</sup> 2488 <sup>155</sup> 2488FR <sup>360</sup>	22487 <sup>284</sup> N/A <sup>155</sup> N/A <sup>360</sup>	4805 <sup>166</sup>	224805 <sup>166</sup>	4234805 <sup>166</sup>	6
V8 6.6L 400 CID Turbo Diesel	LGH	1	7202 <sup>53</sup>	27202 <sup>70</sup>	47202	6678	26678	4805 <sup>166</sup>	224805 <sup>166</sup>	4234805 <sup>166</sup>	6
V8 8.1L 496 CID		G	7099	27099 <sup>70</sup>	47099	2487 <sup>284</sup> 2488 <sup>155</sup> 2488FR <sup>360</sup>	22487 <sup>284</sup> N/A <sup>155</sup> N/A <sup>360</sup>	4805 <sup>166</sup>	224805 <sup>166</sup>	4234805 <sup>166</sup>	6

## SONOMA

L4 2.2L 2190cc134 CID Flex		5	1040 <sup>53</sup>	21040 <sup>70</sup>	41040	6117	26117	N/R	N/R	N/R	
V6 4.3L 262CID		Z	1040 <sup>53</sup> 2WD 1036 <sup>53</sup> 4WD	21040 <sup>70</sup> 2WD 21036 <sup>70</sup> 4WD	41040 2WD 41036 4WD	6117	26117	N/R	N/R	N/R	

## YUKON (ALL)

V8 4.8L 294 CID		V	1522 <sup>53</sup>	21522 <sup>70</sup>	41522	2487 <sup>284</sup> 2488 <sup>155</sup> 2488FR <sup>360</sup>	22487 <sup>284</sup> N/A <sup>155</sup> N/A <sup>360</sup>	4805	224805	4234805	6
V8 5.3L 323 CID		T	1042 <sup>53</sup>	21042 <sup>70</sup>	41042	2487 <sup>284</sup> 2488 <sup>155</sup> 2488FR <sup>360</sup>	22487 <sup>284</sup> N/A <sup>155</sup> N/A <sup>360</sup>	4805	224805	4234805	6
V8 5.3L 323 CID Flex		Z	1042 <sup>53</sup>	21042 <sup>70</sup>	41042	2487 <sup>284</sup> 2488 <sup>155</sup> 2488FR <sup>360</sup>	22487 <sup>284</sup> N/A <sup>155</sup> N/A <sup>360</sup>	4805	224805	4234805	6
V8 6.0L 5967cc 364 CID		U	1522 <sup>53</sup>	21522 <sup>70</sup>	41522	2487 <sup>284</sup> 2488 <sup>155</sup> 2488FR <sup>360</sup>	22487 <sup>284</sup> N/A <sup>155</sup> N/A <sup>360</sup>	4805	224805	4234805	6
V8 8.1L 496 CID		G	7099	27099 <sup>70</sup>	47099	2487 <sup>284</sup> 2488 <sup>155</sup> 2488FR <sup>360</sup>	22487 <sup>284</sup> N/A <sup>155</sup> N/A <sup>360</sup>	4805	224805	4234805	6

N/A = Not Available N/R = Not Required N/S = Not Servicable For cabin air locator chart, see pages 5-12 See pages 13-16 for footnotes

1) ProSelect - Normal Driving - Traditional Change Intervals 2) NAPA Gold - Severe Driving - OE Recommended Intervals 3) NAPA Platinum - Harsh Driving - OE Recommend Intervals

N/A = Non disponible N/R = Non nécessaire N/S = Non réparable Voir le tableau des filtres et d'habitacle aux pages 5-12 Voir pages 13-16 pour des notes

1) NAPA ProSelect et Argent - Conduite normale - Intervalles normaux de remplacement 2) NAPA Or - Conduite difficile - Intervalles recommandés par FEO 3) NAPA Platine - Conduite très difficile - Intervalles recommandés par FEO

N/A = No disponible N/R = No requerido N/S = No Servicable Para el aire de la cabina y tabla de localización de filtro, consulte las páginas 5-12 Ver las páginas 13-16 para las notas al pie de página

1) NAPA ProSelect y Plata - Manejo normal - Intervalos normales de cambio 2) NAPA Oro - Manejo difícil - Intervalos recomendados por el OEM 3) NAPA Platino - Manejo muy difícil - Intervalos recomendados por el OEM

Italicized Part Numbers May Not Be Available.

Las piezas con números en *italicas* pueden no estar disponibles.  
Les numéros de pièce en *italiques* peuvent ne pas être disponibles.





Pass Car Light Truck - Oil - Air - Cabin

GMC 2001

Year/Año/Année Model/Modelo/Modèle Engine/Motor/Moteur	Eng. Code Código de motor Code moteur	VIN NIV NIV	GOLD Oil Aceite Huile	ProSelect Oil Aceite Huile	Platinum Oil Aceite Huile	GOLD Air Aire Air	ProSelect Air Aire Air	GOLD Cabin Air Cabina Aire Cabine Air	ProSelect Cabin Air Cabina Aire Cabine Air	Platinum Cabin Air Cabina Aire Cabine Air	Loc. Cabin Air Cabina Aire Cabine Air
--	---	-------------------	--------------------------------	-------------------------------------	------------------------------------	----------------------------	---------------------------------	--	---	--	--

GMC (Cont'd/Suite)

2001

C3500HD CHASSIS CAB

V8 6.5L 395 CID Turbo Diesel		F	1060 <sup>53</sup>	21060 <sup>70</sup>	41060	6440 6441 <sup>285</sup>	26440 N/A <sup>285</sup>	N/R	N/R	N/R	
V8 8.1L 496 CID		G	7099	27099 <sup>70</sup>	47099	6440 6441 <sup>285</sup>	26440 N/A <sup>285</sup>	4805	224805	4234805	6

JIMMY

V6 4.3L 262CID		Z	1040 <sup>53</sup> 2WD 1036 <sup>53</sup> 4WD	21040 <sup>70</sup> 2WD 21036 <sup>70</sup> 4WD	41040 2WD 41036 4WD	6117	26117	N/R	N/R	N/R	
----------------	--	---	--	--	------------------------------	------	-------	-----	-----	-----	--

SAFARI-VAN

V6 4.3L 262CID		Z	1040 <sup>53</sup>	21040 <sup>70</sup>	41040	6117	26117	N/R	N/R	N/R	
----------------	--	---	--------------------	---------------------	-------	------	-------	-----	-----	-----	--

SAVANA VAN (UP TO 3500 SERIES)

V6 4.3L 262CID		Z	1040 <sup>53</sup>	21040 <sup>70</sup>	41040	6573	26573	N/R	N/R	N/R	
V8 5.0L 305 CID		M	1060 <sup>53</sup>	21060 <sup>70</sup>	41060	6573	26573	N/R	N/R	N/R	
V8 5.7L 350 CID		R	1060 <sup>53</sup>	21060 <sup>70</sup>	41060	6573	26573	N/R	N/R	N/R	
V8 6.5L 395 CID Turbo Diesel		F	1060 <sup>53</sup>	21060 <sup>70</sup>	41060	6316	26316	N/R	N/R	N/R	
V8 8.1L 496 CID		G	7099	27099 <sup>70</sup>	47099	6573	26573	N/R	N/R	N/R	

SIERRA PICKUPS (UP TO 3500 SERIES)

V6 4.3L 262CID		Z	1040 <sup>53</sup>	21040 <sup>70</sup>	41040	2487 <sup>284</sup> 2488 <sup>155</sup> 2488FR <sup>360</sup>	22487 <sup>284</sup> N/A <sup>155</sup> N/A <sup>360</sup>	4805 <sup>166</sup>	224805 <sup>166</sup>	4234805 <sup>166</sup>	6
V8 4.8L 294CID	L20	V	1522 <sup>53</sup>	21522 <sup>70</sup>	41522	2487 <sup>284</sup> 2488 <sup>155</sup> 2488FR <sup>360</sup>	22487 <sup>284</sup> N/A <sup>155</sup> N/A <sup>360</sup>	4805 <sup>166</sup>	224805 <sup>166</sup>	4234805 <sup>166</sup>	6
V8 5.3L 323 CID		T	1042 <sup>53</sup>	21042 <sup>70</sup>	41042	2487 <sup>284</sup> 2488 <sup>155</sup> 2488FR <sup>360</sup>	22487 <sup>284</sup> N/A <sup>155</sup> N/A <sup>360</sup>	4805 <sup>166</sup>	224805 <sup>166</sup>	4234805 <sup>166</sup>	6
V8 6.0L 5967cc 364 CID		U	1522 <sup>53</sup>	21522 <sup>70</sup>	41522	2487 <sup>284</sup> 2488 <sup>155</sup> 2488FR <sup>360</sup>	22487 <sup>284</sup> N/A <sup>155</sup> N/A <sup>360</sup>	4805 <sup>166</sup>	224805 <sup>166</sup>	4234805 <sup>166</sup>	6
V8 6.6L 400 CID Turbo Diesel	LGH	1	7202 <sup>53</sup>	27202 <sup>70</sup>	47202	6678	26678	4805 <sup>166</sup>	224805 <sup>166</sup>	4234805 <sup>166</sup>	6
V8 8.1L 496 CID		G	7099	27099 <sup>70</sup>	47099	2487 <sup>284</sup> 2488 <sup>155</sup> 2488FR <sup>360</sup>	22487 <sup>284</sup> N/A <sup>155</sup> N/A <sup>360</sup>	4805 <sup>166</sup>	224805 <sup>166</sup>	4234805 <sup>166</sup>	6

SONOMA

L4 2.2L 2190cc134 CID Flex		5	1040 <sup>53</sup>	21040 <sup>70</sup>	41040	6117	26117	N/R	N/R	N/R	
V6 4.3L 262CID		Z	1040 <sup>53</sup> 2WD 1036 <sup>53</sup> 4WD	21040 <sup>70</sup> 2WD 21036 <sup>70</sup> 4WD	41040 2WD 41036 4WD	6117	26117	N/R	N/R	N/R	

YUKON (ALL)

V8 4.8L 294CID	L20	V	1522 <sup>53</sup>	21522 <sup>70</sup>	41522	2487 <sup>284</sup> 2488 <sup>155</sup> 2488FR <sup>360</sup>	22487 <sup>284</sup> N/A <sup>155</sup> N/A <sup>360</sup>	4805	224805	4234805	6
V8 5.3L 323 CID		T	1042 <sup>53</sup>	21042 <sup>70</sup>	41042	2487 <sup>284</sup> 2488 <sup>155</sup> 2488FR <sup>360</sup>	22487 <sup>284</sup> N/A <sup>155</sup> N/A <sup>360</sup>	4805	224805	4234805	6
V8 6.0L 5967cc 364 CID		U	1522 <sup>53</sup>	21522 <sup>70</sup>	41522	2487 <sup>284</sup> 2488 <sup>155</sup> 2488FR <sup>360</sup>	22487 <sup>284</sup> N/A <sup>155</sup> N/A <sup>360</sup>	4805	224805	4234805	6
V8 8.1L 496 CID		G	7099	27099 <sup>70</sup>	47099	2487 <sup>284</sup> 2488 <sup>155</sup> 2488FR <sup>360</sup>	22487 <sup>284</sup> N/A <sup>155</sup> N/A <sup>360</sup>	4805	224805	4234805	6

N/A = Not Available N/R = Not Required N/S = Not Servicable For cabin air locator chart, see pages 5-12 See pages 13-16 for footnotes

1) ProSelect - Normal Driving - Traditional Change Intervals 2) NAPA Gold - Severe Driving - OE Recommended intervals 3) NAPA Platinum - Harsh Driving - OE Recommend Intervals

N/A = Non disponible N/R = Non nécessaire N/S = Non réparable Voir le tableau des filtres et d'habitacle aux pages 5-12 Voir pages 13-16 pour des notes

1) NAPA ProSelect et Argent - Conduite normale - Intervalles normaux de remplacement 2) NAPA Or - Conduite difficile - Intervalles recommandés par FEO 3) NAPA Platine - Conduite très difficile - Intervalles recommandés par FEO

N/A = No disponible N/R = No requerido N/S = No Servicable Para el aire de la cabina y tabla de localización de filtro, consulte las páginas 5-12 Ver las páginas 13-16 para las notas al pie de página

1) NAPA ProSelect y Plata - Manejo normal - Intervalles normales de cambio 2) NAPA Oro - Manejo difícil - Intervalles recomendados por el OEM 3) NAPA Platino - Manejo muy difícil - Intervalles recomendados por el OEM

*Italicized Part Numbers May Not Be Available.*

Las piezas con números en *italicas* pueden no estar disponibles.

Les numéros de pièce en *italiques* peuvent ne pas être disponibles.

P  
a  
s  
s  
C  
a  
r  
L  
i  
g  
h  
t  
T  
r  
u  
c  
k  
O  
i  
l  
-  
A  
i  
r  
-  
C  
a  
b  
i  
n



Pass Car Light Truck - Oil - Air - Cabin

Year/Año/Année Model/Modelo/Modele Engine/Motor/Moteur	Eng. Code Código de motor Code moteur	VIN NIV NIV	GOLD Oil Aceite Huile	ProSelect Oil Aceite Huile	Platinum Oil Aceite Huile	GOLD Air Aire Air	ProSelect Air Aire Air	GOLD Cabin Air Cabina Aire Cabine Air	ProSelect Cabin Air Cabina Aire Cabine Air	Platinum Cabin Air Cabina Aire Cabine Air	Loc. Cabin Air Cabina Aire Cabine Air
--	---	-------------------	--------------------------------	-------------------------------------	------------------------------------	----------------------------	---------------------------------	--	---	--	--

HOLDEN

2005

ADVENTRA VZ

V6 3.6L 3600cc	ALLOY T190	7090	27090	47090	6913	N/A	N/A	N/A	N/A	
----------------	------------	------	-------	-------	------	-----	-----	-----	-----	--

2004

ADVENTRA VZ

V8 5.7L 5700cc	Gen3	1085 <sup>53</sup>	21085 <sup>70</sup>	41085	6913	N/A	N/A	N/A	N/A	
----------------	------	--------------------	---------------------	-------	------	-----	-----	-----	-----	--

2001

ASTRA TS11

L4 2.2L 2206cc	Z22SE	7082	27082	47082			9364	N/A	N/A	
----------------	-------	------	-------	-------	--	--	------	-----	-----	--

HONDA

2023

ACCORD

L4 1.5L 1497CC 92CID Turbo		7356 <sup>53</sup>	27356 <sup>70</sup>	47356	200813	2200813	4815	224815	4234815	
L4 2.0L 2000CC 122CID Turbo		7356 <sup>53</sup>	27356 <sup>70</sup>	47356	200872	2200872	4815	224815	4234815	

ACCORD HYBRID

L4 2.0L Electric/Gas	LFB1	7356 <sup>53</sup>	27356 <sup>70</sup>	47356	200124	N/A	4815	224815	4234815	
----------------------	------	--------------------	---------------------	-------	--------	-----	------	--------	---------	--

CIVIC

L4 1.5L 1497CC 92CID Turbo		7356 <sup>53</sup>	27356 <sup>70</sup>	47356	210448	N/A	4201	224201	4234201	
L4 2.0L 1996cc 122 CID		7356 <sup>53</sup>	27356 <sup>70</sup>	47356	200416	2200416	4201	224201	4234201	

CIVIC Type R

L4 2L 2000CC 122CID Turbo	K20C1	7356 <sup>53</sup>	27356 <sup>70</sup>	47356	N/A	N/A	4201	224201	4234201	
---------------------------	-------	--------------------	---------------------	-------	-----	-----	------	--------	---------	--

CR-V

L4 1.5L 1497CC 92CID Turbo		7356 <sup>53</sup>	27356 <sup>70</sup>	47356	200417	2200417	9101	229101	N/A	3
----------------------------	--	--------------------	---------------------	-------	--------	---------	------	--------	-----	---

CR-V Hybrid

L4 2.0L 2000CC 122CID	LFA1	7356 <sup>53</sup>	27356 <sup>70</sup>	47356	200124	N/A	9101	229101	N/A	3
-----------------------	------	--------------------	---------------------	-------	--------	-----	------	--------	-----	---

HR-V

L4 2.0L	K20Z5	7356 <sup>53</sup>	27356 <sup>70</sup>	47356	200416	2200416	4201	224201	4234201	
---------	-------	--------------------	---------------------	-------	--------	---------	------	--------	---------	--

ODYSSEY

V6 3.5L 3471cc	J35Z8	7356 <sup>53</sup>	27356 <sup>70</sup>	47356	200339	2200339	9101	229101	N/A	3
----------------	-------	--------------------	---------------------	-------	--------	---------	------	--------	-----	---

PASSPORT

V6 3.5L 3500CC 214CID	J35Y6 VCM	7356 <sup>53</sup>	27356 <sup>70</sup>	47356	200339	2200339	4815	224815	4234815	
-----------------------	-----------	--------------------	---------------------	-------	--------	---------	------	--------	---------	--

RIDGELINE

V6 3.5L 3500CC 214CID	J35Y6 VCM	7356 <sup>53</sup>	27356 <sup>70</sup>	47356	200339	2200339	4815	224815	4234815	
-----------------------	-----------	--------------------	---------------------	-------	--------	---------	------	--------	---------	--

2022

ACCORD

L4 1.5L 1497CC 92CID Turbo		7356 <sup>53</sup>	27356 <sup>70</sup>	47356	200813	2200813	4815	224815	4234815	
L4 2.0L 2000CC 122CID Turbo		7356 <sup>53</sup>	27356 <sup>70</sup>	47356	200872	2200872	4815	224815	4234815	

ACCORD HYBRID

L4 2.0L Electric/Gas	LFB1	7356 <sup>53</sup>	27356 <sup>70</sup>	47356	200124	N/A	4815	224815	4234815	
----------------------	------	--------------------	---------------------	-------	--------	-----	------	--------	---------	--

CIVIC

L4 1.5L 1497CC 92CID Turbo		7356 <sup>53</sup>	27356 <sup>70</sup>	47356	210448	N/A	4201	224201	4234201	
L4 2.0L 1996cc 122 CID		7356 <sup>53</sup>	27356 <sup>70</sup>	47356	200416	2200416	4201	224201	4234201	

CIVIC Type R

L4 2L 2000CC 122CID Turbo	K20C1	7356 <sup>53</sup>	27356 <sup>70</sup>	47356	200967	N/A	4201	224201	4234201	
---------------------------	-------	--------------------	---------------------	-------	--------	-----	------	--------	---------	--

CR-V

L4 1.5L 1497CC 92CID Turbo		7356 <sup>53</sup>	27356 <sup>70</sup>	47356	210448	N/A	9101	229101	N/A	3
----------------------------	--	--------------------	---------------------	-------	--------	-----	------	--------	-----	---

CR-V Hybrid

L4 2.0L 2000CC 122CID	LFA1	7356 <sup>53</sup>	27356 <sup>70</sup>	47356	200124	N/A	9101	229101	N/A	3
-----------------------	------	--------------------	---------------------	-------	--------	-----	------	--------	-----	---

N/A = Not Available N/R = Not Required N/S = Not Servicable For cabin air locator chart, see pages 5-12 See pages 13-16 for footnotes

1) ProSelect - Normal Driving - Traditional Change Intervals 2) NAPA Gold - Severe Driving - OE Recommended intervals 3) NAPA Platinum - Harsh Driving - OE Recommend Intervals

N/A = Non disponible N/R = Non nécessaire N/S = Non réparable Voir le tableau des filtres et d'habitacle aux pages 5-12 Voir pages 13-16 pour des notes

1) NAPA ProSelect et Argent - Conduite normale - Intervalles normaux de remplacement 2) NAPA Or - Conduite difficile - Intervalles recommandés par FEO 3) NAPA Platine - Conduite très difficile - Intervalles recommandés par FEO

N/A = No disponible N/R = No requerido N/S = No Servicable Para el aire de la cabina y tabla de localización de filtro, consulte las páginas 5-12 Ver las páginas 13-16 para las notas al pie de página

1) NAPA ProSelect y Plata - Manejo normal - Intervalos normales de cambio 2) NAPA Oro - Manejo difícil - Intervalos recomendados por el OEM 3) NAPA Platino - Manejo muy difícil - Intervalos recomendados por el OEM

*Italicized Part Numbers May Not Be Available.*

Las piezas con números en *italicas* pueden no estar disponibles.  
Les numéros de pièce en *italiques* peuvent ne pas être disponibles.



## Pass Car Light Truck - Oil - Air - Cabin

HONDA 2022-2020

Year/Ano/Année Model/Modelo/Modèle Engine/Motor/Moteur	Eng. Code Código de motor Code moteur	VIN NIV NIV	GOLD Oil Aceite Huile	ProSelect Oil Aceite Huile	Platinum Oil Aceite Huile	GOLD Air Aire Air	ProSelect Air Aire Air	GOLD Cabin Air Cabina Aire Cabine Air	ProSelect Cabin Air Cabina Aire Cabine Air	Platinum Cabin Air Cabina Aire Cabine Air	Loc. Cabin Air Cabina Aire Cabine Air
--	---	-------------------	--------------------------------	-------------------------------------	------------------------------------	----------------------------	---------------------------------	--	---	--	--

## HONDA (Cont'd/Suite)

## 2022 (Cont'd/Suite)

## HR-V

L4 1.8L 1799cc			7356 <sup>53</sup>	27356 <sup>70</sup>	47356	200394	2200394	4201	224201	4234201	3
----------------	--	--	--------------------	---------------------	-------	--------	---------	------	--------	---------	---

## INSIGHT

L4 1.5L 1500CC 92CID	Hybrid		7356 <sup>53</sup>	27356 <sup>70</sup>	47356	200936	N/A	4201	224201	4234201	
----------------------	--------	--	--------------------	---------------------	-------	--------	-----	------	--------	---------	--

## ODYSSEY

V6 3.5L 3471cc	J35Z8		7356 <sup>53</sup>	27356 <sup>70</sup>	47356	200339	2200339	9101	229101	N/A	3
----------------	-------	--	--------------------	---------------------	-------	--------	---------	------	--------	-----	---

## PASSPORT

V6 3.5L 3500CC 214CID	J35Y6 VCM		7356 <sup>53</sup>	27356 <sup>70</sup>	47356	200339	2200339	4815	224815	4234815	
-----------------------	-----------	--	--------------------	---------------------	-------	--------	---------	------	--------	---------	--

## PILOT

V6 3.5L 3471cc	J35Z4		7356 <sup>53</sup>	27356 <sup>70</sup>	47356	200339	2200339	4815	224815	4234815	3
----------------	-------	--	--------------------	---------------------	-------	--------	---------	------	--------	---------	---

## RIDGELINE

V6 3.5L 3500CC 214CID	J35Y6 VCM		7356 <sup>53</sup>	27356 <sup>70</sup>	47356	200339	2200339	4815	224815	4234815	
-----------------------	-----------	--	--------------------	---------------------	-------	--------	---------	------	--------	---------	--

## 2021

## ACCORD

L4 1.5L 1497CC 92CID Turbo			7356 <sup>53</sup>	27356 <sup>70</sup>	47356	200813	2200813	4815	224815	4234815	
----------------------------	--	--	--------------------	---------------------	-------	--------	---------	------	--------	---------	--

L4 2.0L 2000CC 122CID Turbo			7356 <sup>53</sup>	27356 <sup>70</sup>	47356	200872	2200872	4815	224815	4234815	
-----------------------------	--	--	--------------------	---------------------	-------	--------	---------	------	--------	---------	--

## ACCORD HYBRID

L4 2.0L VTEC			7356 <sup>53</sup>	27356 <sup>70</sup>	47356	200124	N/A	4815	224815	4234815	
--------------	--	--	--------------------	---------------------	-------	--------	-----	------	--------	---------	--

## CIVIC

L4 1.5L 1497CC 92CID Turbo			7356 <sup>53</sup>	27356 <sup>70</sup>	47356	200417	2200417	4201	224201	4234201	
----------------------------	--	--	--------------------	---------------------	-------	--------	---------	------	--------	---------	--

L4 2.0L 1996cc 122 CID			7356 <sup>53</sup>	27356 <sup>70</sup>	47356	200416	2200416	4201	224201	4234201	
------------------------	--	--	--------------------	---------------------	-------	--------	---------	------	--------	---------	--

## CIVIC Type R

L4 2L 2000CC 122CID Turbo	K20C1		7356	27356	47356	200967	N/A	4201	224201	4234201	
---------------------------	-------	--	------	-------	-------	--------	-----	------	--------	---------	--

## Clarity EV

Electric			N/R	N/R	N/R			4201	224201	4234201	
----------	--	--	-----	-----	-----	--	--	------	--------	---------	--

## Clarity Plug-in Hybrid

L4 1.5L 1500CC 92CID			7356	27356	47356	200839	N/A	4201	224201	4234201	
----------------------	--	--	------	-------	-------	--------	-----	------	--------	---------	--

## CR-V

L4 1.5L 1497CC 92CID Turbo			7356 <sup>53</sup>	27356 <sup>70</sup>	47356	200417	2200417	9101	229101	N/A	3
----------------------------	--	--	--------------------	---------------------	-------	--------	---------	------	--------	-----	---

L4 2.4L 2354cc	K24Z7		7356 <sup>53</sup>	27356 <sup>70</sup>	47356	200269	2200269	9101	229101	N/A	3
----------------	-------	--	--------------------	---------------------	-------	--------	---------	------	--------	-----	---

## CR-V Hybrid

L4 2.0L 2000CC 122CID	LFA1		7356 <sup>53</sup>	27356 <sup>70</sup>	47356	200124	N/A	9101	229101	N/A	3
-----------------------	------	--	--------------------	---------------------	-------	--------	-----	------	--------	-----	---

## HR-V

L4 1.8L 1799cc			7356 <sup>53</sup>	27356 <sup>70</sup>	47356	200394	2200394	9101	229101	N/A	3
----------------	--	--	--------------------	---------------------	-------	--------	---------	------	--------	-----	---

## INSIGHT

L4 1.5L 1500CC 92CID	Hybrid		7356	27356	47356	200936	N/A	4201	224201	4234201	
----------------------	--------	--	------	-------	-------	--------	-----	------	--------	---------	--

## ODYSSEY

V6 3.5L 3471cc	J35Z8		7356 <sup>53</sup>	27356 <sup>70</sup>	47356	200339	2200339	9101	229101	N/A	3
----------------	-------	--	--------------------	---------------------	-------	--------	---------	------	--------	-----	---

## PASSPORT

V6 3.5L 3500CC 214CID	J35Y6 VCM		7356 <sup>53</sup>	27356 <sup>70</sup>	47356	200339	2200339	4815	224815	4234815	
-----------------------	-----------	--	--------------------	---------------------	-------	--------	---------	------	--------	---------	--

## PILOT

V6 3.5L 3471cc	J35Z4		7356 <sup>53</sup>	27356 <sup>70</sup>	47356	200339	2200339	4815	224815	4234815	3
----------------	-------	--	--------------------	---------------------	-------	--------	---------	------	--------	---------	---

## RIDGELINE

V6 3.5L 3500CC 214CID	J35Y6 VCM		7356 <sup>53</sup>	27356 <sup>70</sup>	47356	200339	2200339	4815	224815	4234815	
-----------------------	-----------	--	--------------------	---------------------	-------	--------	---------	------	--------	---------	--

## 2020

## ACCORD

L4 1.5L 1497CC 92CID Turbo			7356 <sup>53</sup>	27356 <sup>70</sup>	47356	200813	2200813	4815	224815	4234815	
----------------------------	--	--	--------------------	---------------------	-------	--------	---------	------	--------	---------	--

L4 2.0L 2000CC 122CID Turbo			7356 <sup>53</sup>	27356 <sup>70</sup>	47356	200872	2200872	4815	224815	4234815	
-----------------------------	--	--	--------------------	---------------------	-------	--------	---------	------	--------	---------	--

N/A = Not Available N/R = Not Required N/S = Not Servicable For cabin air locator chart, see pages 5-12 See pages 13-16 for footnotes

1) ProSelect - Normal Driving - Traditional Change Intervals 2) NAPA Gold - Severe Driving - OE Recommended intervals 3) NAPA Platinum - Harsh Driving - OE Recommend Intervals

N/A = Non disponible N/R = Non nécessaire N/S = Non réparable Voir le tableau des filtres et d'habitacle aux pages 5-12 Voir pages 13-16 pour des notes

1) NAPA ProSelect et Argent - Conduite normale - Intervalles normaux de remplacement 2) NAPA Or - Conduite difficile - Intervalles recommandés par FEO 3) NAPA Platine - Conduite très difficile - Intervalles recommandés par FEO

N/A = No disponible N/R = No requerido N/S = No Servicable Para el aire de la cabina y tabla de localización de filtro, consulte las páginas 5-12 Ver las páginas 13-16 para las notas al pie de página

1) NAPA ProSelect y Plata - Manejo normal - Intervalos normales de cambio 2) NAPA Oro - Manejo difícil - Intervalos recomendados por el OEM 3) NAPA Platino - Manejo muy difícil - Intervalos recomendados por el OEM

*Italicized Part Numbers May Not Be Available.*

Las piezas con números en *italicas* pueden no estar disponibles.

Les numéros de pièce en *italiques* peuvent ne pas être disponibles.

P  
a  
s  
s  
C  
a  
r  
L  
i  
g  
h  
t  
T  
r  
u  
c  
k  
O  
i  
l  
-  
A  
i  
r  
-  
C  
a  
b  
i  
n



HONDA 2020-2019

## Pass Car Light Truck - Oil - Air - Cabin

Year/Año/Année Model/Modelo/Modèle Engine/Motor/Moteur	Eng. Code Codigo de motor Code moteur	VIN NIV NIV	GOLD Oil Aceite Huile	ProSelect Oil Aceite Huile	Platinum Oil Aceite Huile	GOLD Air Aire Air	ProSelect Air Aire Air	GOLD Cabin Air Cabina Aire Cabine Air	ProSelect Cabin Air Cabina Aire Cabine Air	Platinum Cabin Air Cabina Aire Cabine Air	Loc. Cabin Air Cabina Aire Cabine Air
--	---	-------------------	--------------------------------	-------------------------------------	------------------------------------	----------------------------	---------------------------------	--	---	--	--

## HONDA (Cont'd/Suite)

**2020** (Cont'd/Suite)

## ACCORD HYBRID

L4 2.0L VTEC			7356 <sup>53</sup>	27356 <sup>70</sup>	47356	200124	N/A	4815	224815	4234815	
--------------	--	--	--------------------	---------------------	-------	--------	-----	------	--------	---------	--

## CIVIC

L4 1.5L 1497CC 92CID Turbo			7356 <sup>53</sup>	27356 <sup>70</sup>	47356	200417	2200417	4201	224201	4234201	
L4 2.0L 1996cc 122 CID			7356 <sup>53</sup>	27356 <sup>70</sup>	47356	200416	2200416	4201	224201	4234201	

## CIVIC Type R

L4 2L 2000CC 122CID Turbo	K20C1		7356 <sup>53</sup>	27356 <sup>70</sup>	47356	200967	N/A	4201	224201	4234201	
---------------------------	-------	--	--------------------	---------------------	-------	--------	-----	------	--------	---------	--

## Clarity EV

Electric			N/R	N/R	N/R			4201	224201	4234201	
----------	--	--	-----	-----	-----	--	--	------	--------	---------	--

## Clarity Plug-in Hybrid

L4 1.5L 1500CC 92CID			7356 <sup>53</sup>	27356 <sup>70</sup>	47356	200839	N/A	4201	224201	4234201	
----------------------	--	--	--------------------	---------------------	-------	--------	-----	------	--------	---------	--

## CR-V

L4 1.5L 1497CC 92CID Turbo			7356 <sup>53</sup>	27356 <sup>70</sup>	47356	200417	2200417	9101	229101	N/A	3
L4 2.4L 2354cc	K24Z7		7356 <sup>53</sup>	27356 <sup>70</sup>	47356	200269	2200269	9101	229101	N/A	3

## CR-V Hybrid

L4 2.0L 2000CC 122CID	LFA1		7356 <sup>53</sup>	27356 <sup>70</sup>	47356	200124	N/A	9101	229101	N/A	3
-----------------------	------	--	--------------------	---------------------	-------	--------	-----	------	--------	-----	---

## FIT

L4 1.5L 1497cc			7356 <sup>53</sup>	27356 <sup>70</sup>	47356	200212	2200212	9101	229101	N/A	3
----------------	--	--	--------------------	---------------------	-------	--------	---------	------	--------	-----	---

## HR-V

L4 1.8L 1799cc			7356 <sup>53</sup>	27356 <sup>70</sup>	47356	200394	2200394	9101	229101	N/A	3
----------------	--	--	--------------------	---------------------	-------	--------	---------	------	--------	-----	---

## INSIGHT

L4 1.5L 1500CC 92CID	Hybrid		7356 <sup>53</sup>	27356 <sup>70</sup>	47356	200936	N/A	4201	224201	4234201	
----------------------	--------	--	--------------------	---------------------	-------	--------	-----	------	--------	---------	--

## ODYSSEY

V6 3.5L 3471cc	J35Z8		7356 <sup>53</sup>	27356 <sup>70</sup>	47356	200339	2200339	9101	229101	N/A	3
----------------	-------	--	--------------------	---------------------	-------	--------	---------	------	--------	-----	---

## PASSPORT

V6 3.5L 3500CC 214CID	J35Y6 VCM		7356 <sup>53</sup>	27356 <sup>70</sup>	47356	200339	2200339	4815	224815	4234815	
-----------------------	-----------	--	--------------------	---------------------	-------	--------	---------	------	--------	---------	--

## PILOT

V6 3.5L 3471cc	J35Z4		7356 <sup>53</sup>	27356 <sup>70</sup>	47356	200339	2200339	4815	224815	4234815	3
----------------	-------	--	--------------------	---------------------	-------	--------	---------	------	--------	---------	---

## RIDGELINE

V6 3.5L 3500CC 214CID	J35Y6 VCM		7356 <sup>53</sup>	27356 <sup>70</sup>	47356	200339	2200339	4815	224815	4234815	
-----------------------	-----------	--	--------------------	---------------------	-------	--------	---------	------	--------	---------	--

**2019**

## ACCORD

L4 1.5L 1497CC 92CID Turbo			7356 <sup>53</sup>	27356 <sup>70</sup>	47356	200813	2200813	4815	224815	4234815	
L4 2.0L 1993cc 122 CID	LFA1		7356 <sup>53</sup>	27356 <sup>70</sup>	47356	200124	N/A	4815	224815	4234815	
Electric/Gas											
L4 2.0L 2000CC 122CID Turbo			7356 <sup>53</sup>	27356 <sup>70</sup>	47356	200872	2200872	4815	224815	4234815	

## CIVIC

L4 1.5L 1497CC 92CID Turbo			7356 <sup>53</sup>	27356 <sup>70</sup>	47356	200417	2200417	4201	224201	4234201	
L4 2.0L 1996cc 122 CID			7356 <sup>53</sup>	27356 <sup>70</sup>	47356	200416	2200416	4201	224201	4234201	

## CIVIC Type R

L4 2L 2000CC 122CID Turbo	K20C1		7356 <sup>53</sup>	27356 <sup>70</sup>	47356	200967	N/A	4201	224201	4234201	
---------------------------	-------	--	--------------------	---------------------	-------	--------	-----	------	--------	---------	--

## Clarity EV

Electric			N/R	N/R	N/R			4201	224201	4234201	
----------	--	--	-----	-----	-----	--	--	------	--------	---------	--

## Clarity Plug-in Hybrid

L4 1.5L 1500CC 92CID			7356 <sup>53</sup>	27356 <sup>70</sup>	47356	200839	N/A	4201	224201	4234201	
----------------------	--	--	--------------------	---------------------	-------	--------	-----	------	--------	---------	--

## CR-V

L4 1.5L 1497CC 92CID Turbo			7356 <sup>53</sup>	27356 <sup>70</sup>	47356	200417	2200417	9101	229101	N/A	3
L4 2.4L 2354cc	K24Z7		7356 <sup>53</sup>	27356 <sup>70</sup>	47356	200675	2200675	9101	229101	N/A	3

## FIT

L4 1.5L 1497cc			7356 <sup>53</sup>	27356 <sup>70</sup>	47356	200212	2200212	9101	229101	N/A	3
----------------	--	--	--------------------	---------------------	-------	--------	---------	------	--------	-----	---

N/A = Not Available N/R = Not Required N/S = Not Serviceable For cabin air locator chart, see pages 5-12 See pages 13-16 for footnotes

1) ProSelect - Normal Driving - Traditional Change Intervals 2) NAPA Gold - Severe Driving - OE Recommended intervals 3) NAPA Platinum - Harsh Driving - OE Recommend Intervals

N/A = Non disponible N/R = Non nécessaire N/S = Non réparable Voir le tableau des filtres et d'habitacle aux pages 5-12 Voir pages 13-16 pour des notes

1) NAPA ProSelect et Argent - Conduite normale - Intervalles normaux de remplacement 2) NAPA Or - Conduite difficile - Intervalles recommandés par FEO 3) NAPA Platine - Conduite très difficile - Intervalles recommandés par FEO

N/A = No disponible N/R = No requerido N/S = No Serviceable Para el aire de la cabina y tabla de localización de filtro, consulte las páginas 5-12 Ver las páginas 13-16 para las notas al pie de página

1) NAPA ProSelect y Plata - Manejo normal - Intervalles normales de cambio 2) NAPA Oro - Manejo difícil - Intervalles recomendados por el OEM 3) NAPA Platino - Manejo muy difícil - Intervalles recomendados por el OEM

Italicized Part Numbers May Not Be Available.

Las piezas con números en *italicas* pueden no estar disponibles.  
Les numéros de pièce en *italiques* peuvent ne pas être disponibles.



Pass Car Light Truck - Oil - Air - Cabin

HONDA 2019-2017

Year/Anio/Année Model/Modelo/Modele Engine/Motor/Moteur	Eng. Code Código de motor Code moteur	VIN NIV NIV	GOLD Oil Aceite Huile	ProSelect Oil Aceite Huile	Platinum Oil Aceite Huile	GOLD Air Aire Air	ProSelect Air Aire Air	GOLD Cabin Air Cabina Aire Cabine Air	ProSelect Cabin Air Cabina Aire Cabine Air	Platinum Cabin Air Cabina Aire Cabine Air	Loc. Cabin Air Cabina Aire Cabine Air
---	---	-------------------	--------------------------------	-------------------------------------	------------------------------------	----------------------------	---------------------------------	--	---	--	--

HONDA (Cont'd/Suite)

**2019** (Cont'd/Suite)

HR-V

L4 1.8L 1799cc			7356 <sup>53</sup>	27356 <sup>70</sup>	47356	200394	2200394	9101	229101	N/A	3
----------------	--	--	--------------------	---------------------	-------	--------	---------	------	--------	-----	---

INSIGHT

L4 1.5L 1500CC 92CID	Hybrid		7356 <sup>53</sup>	27356 <sup>70</sup>	47356	200936	N/A	4201	224201	4234201	
----------------------	--------	--	--------------------	---------------------	-------	--------	-----	------	--------	---------	--

ODYSSEY

V6 3.5L 3471cc	J35Z8		7356 <sup>53</sup>	27356 <sup>70</sup>	47356	200339	2200339	9101	229101	N/A	3
----------------	-------	--	--------------------	---------------------	-------	--------	---------	------	--------	-----	---

PASSPORT

V6 3.5L 3500CC 214CID	J35Y6 VCM		7356 <sup>53</sup>	27356 <sup>70</sup>	47356	200339	2200339	4815	224815	4234815	
-----------------------	-----------	--	--------------------	---------------------	-------	--------	---------	------	--------	---------	--

PILOT

V6 3.5L 3471cc	J35Z4		7356 <sup>53</sup>	27356 <sup>70</sup>	47356	200339	2200339	4815	224815	4234815	3
----------------	-------	--	--------------------	---------------------	-------	--------	---------	------	--------	---------	---

RIDGELINE

V6 3.5 L May			7356 <sup>53</sup>	27356 <sup>70</sup>	47356	200339	2200339	4815	224815	4234815	
--------------	--	--	--------------------	---------------------	-------	--------	---------	------	--------	---------	--

**2018**

ACCORD

L4 1.5L 1497CC 92CID Turbo	LFA1		7356 <sup>53</sup>	27356 <sup>70</sup>	47356	200813	2200813	4815	224815	4234815	
L4 2.0L 1993cc 122 CID Electric/Gas			7356 <sup>53</sup>	27356 <sup>70</sup>	47356	200124	N/A	4815	224815	4234815	
L4 2.0L 2000CC 122CID Turbo			7356 <sup>53</sup>	27356 <sup>70</sup>	47356	200872	2200872	4815	224815	4234815	

CIVIC

L4 1.5L 1497CC 92CID Turbo			7356 <sup>53</sup>	27356 <sup>70</sup>	47356	200417	2200417	4201	224201	4234201	
L4 2.0L 1996cc 122 CID			7356 <sup>53</sup>	27356 <sup>70</sup>	47356	200416	2200416	4201	224201	4234201	

CIVIC Type R

L4 2L 2000CC 122CID Turbo	K20C1		7356	27356	47356	200967	N/A	4201	224201	4234201	
---------------------------	-------	--	------	-------	-------	--------	-----	------	--------	---------	--

Clarity EV

Electric			N/R	N/R	N/R			4201	224201	4234201	
----------	--	--	-----	-----	-----	--	--	------	--------	---------	--

Clarity Plug-in Hybrid

L4 1.5L 1500CC 92CID			7356	27356	47356	200839	N/A	4201	224201	4234201	
----------------------	--	--	------	-------	-------	--------	-----	------	--------	---------	--

CR-V

L4 1.5L 1497CC 92CID Turbo	K24Z7		7356 <sup>53</sup>	27356 <sup>70</sup>	47356	200417	2200417	9101	229101	N/A	3
L4 2.4L 2354cc			7356 <sup>53</sup>	27356 <sup>70</sup>	47356	200675	2200675	9101	229101	N/A	3

FIT

L4 1.5L 1497cc			7356 <sup>53</sup>	27356 <sup>70</sup>	47356	200212	2200212	9101	229101	N/A	3
----------------	--	--	--------------------	---------------------	-------	--------	---------	------	--------	-----	---

HR-V

L4 1.8L 1799cc			7356 <sup>53</sup>	27356 <sup>70</sup>	47356	200394	2200394	9101	229101	N/A	3
----------------	--	--	--------------------	---------------------	-------	--------	---------	------	--------	-----	---

ODYSSEY

V6 3.5L 3471cc	J35Z8		7356 <sup>53</sup>	27356 <sup>70</sup>	47356	200339	2200339	9101	229101	N/A	3
----------------	-------	--	--------------------	---------------------	-------	--------	---------	------	--------	-----	---

PILOT

V6 3.5L 3471cc	J35Z4		7356 <sup>53</sup>	27356 <sup>70</sup>	47356	200339	2200339	4815	224815	4234815	3
----------------	-------	--	--------------------	---------------------	-------	--------	---------	------	--------	---------	---

RIDGELINE

V6 3.5 L May			7356 <sup>53</sup>	27356 <sup>70</sup>	47356	200339	2200339	4815	224815	4234815	
--------------	--	--	--------------------	---------------------	-------	--------	---------	------	--------	---------	--

**2017**

ACCORD

L4 2.0L 1993cc 122 CID Electric/Gas	LFA1		7356 <sup>53</sup>	27356 <sup>70</sup>	47356	200124	N/A	4815	224815	4234815	
L4 2.4L 2356cc 144 CID	K24W1		7356 <sup>53</sup>	27356 <sup>70</sup>	47356	9750	29750	4815	224815	4234815	3
V6 3.5L 3471cc 212 CID	J35Y1		7356 <sup>53</sup>	27356 <sup>70</sup>	47356	9760	29760	4815	224815	4234815	3

CITY

L4 1.5L 1497cc (Mex.)			N/S	N/S	N/A	N/S	N/S	9101	229101	N/A	
-----------------------	--	--	-----	-----	-----	-----	-----	------	--------	-----	--

N/A = Not Available N/R = Not Required N/S = Not Servicable For cabin air locator chart, see pages 5-12 See pages 13-16 for footnotes

1) ProSelect - Normal Driving - Traditional Change Intervals 2) NAPA Gold - Severe Driving - OE Recommended intervals 3) NAPA Platinum - Harsh Driving - OE Recommend Intervals

N/A = Non disponible N/R = Non nécessaire N/S = Non réparable Voir le tableau des filtres et d'habitacle aux pages 5-12 Voir pages 13-16 pour des notes

1) NAPA ProSelect et Argent - Conduite normale - Intervalles normaux de remplacement 2) NAPA Or - Conduite difficile - Intervalles recommandés par FEO 3) NAPA Platine - Conduite très difficile - Intervalles recommandés par FEO

N/A = No disponible N/R = No requerido N/S = No Servicable Para el aire de la cabina y tabla de localización de filtro, consulte las páginas 5-12 Ver las páginas 13-16 para las notas al pie de página

1) NAPA ProSelect y Plata - Manejo normal - Intervalos normales de cambio 2) NAPA Oro - Manejo difícil - Intervalos recomendados por el OEM 3) NAPA Platino - Manejo muy difícil - Intervalos recomendados por el OEM

*Italicized Part Numbers May Not Be Available.*

Las piezas con números en *italicas* pueden no estar disponibles.

Les numéros de pièce en *italiques* peuvent ne pas être disponibles.

P  
a  
s  
s  
C  
a  
r  
L  
i  
g  
h  
t  
T  
r  
u  
c  
k  
O  
i  
l  
-  
A  
i  
r  
-  
C  
a  
b  
i  
n



HONDA 2017-2015

Pass Car Light Truck - Oil - Air - Cabin

Year/Año/Année Model/Modelo/Modèle Engine/Motor/Moteur	Eng. Code Código de motor Code moteur	VIN NIV NIV	GOLD Oil Aceite Huile	ProSelect Oil Aceite Huile	Platinum Oil Aceite Huile	GOLD Air Aire Air	ProSelect Air Aire Air	GOLD Cabin Air Cabina Aire Cabine Air	ProSelect Cabin Air Cabina Aire Cabine Air	Platinum Cabin Air Cabina Aire Cabine Air	Loc. Cabin Air Cabina Aire Cabine Air
--	---	-------------------	--------------------------------	-------------------------------------	------------------------------------	----------------------------	---------------------------------	--	---	--	--

HONDA (Cont'd/Suite)

**2017** (Cont'd/Suite)

CIVIC

L4 1.5L 1497CC 92CID Turbo			7356 <sup>53</sup>	27356 <sup>70</sup>	47356	200417	2200417	4201	224201	4234201	
L4 2.0L 1996cc 122 CID			7356 <sup>53</sup>	27356 <sup>70</sup>	47356	200416	2200416	4201	224201	4234201	

CIVIC Type R

L4 2L 2000CC 122CID Turbo	K20C1		7356	27356	47356	200967	N/A	4201	224201	4234201	
---------------------------	-------	--	------	-------	-------	--------	-----	------	--------	---------	--

Clarity EV

Electric			N/R	N/R	N/R			4201	224201	4234201	
----------	--	--	-----	-----	-----	--	--	------	--------	---------	--

Clarity Plug-in Hybrid

L4 1.5L 1500CC 92CID			7356	27356	47356	200839	N/A	4201	224201	4234201	
----------------------	--	--	------	-------	-------	--------	-----	------	--------	---------	--

CR-V

L4 1.5L 1497CC 92CID Turbo			7356 <sup>53</sup>	27356 <sup>70</sup>	47356	200417	2200417	9101	229101	N/A	3
L4 2.4L 2354cc	K24Z7		7356 <sup>53</sup>	27356 <sup>70</sup>	47356	200675	2200675	9101	229101	N/A	3

FIT

L4 1.5L 1497cc			7356 <sup>53</sup>	27356 <sup>70</sup>	47356	200212	2200212	9101	229101	N/A	3
----------------	--	--	--------------------	---------------------	-------	--------	---------	------	--------	-----	---

HR-V

L4 1.8L 1799cc			7356 <sup>53</sup>	27356 <sup>70</sup>	47356	200394	2200394	9101	229101	N/A	3
----------------	--	--	--------------------	---------------------	-------	--------	---------	------	--------	-----	---

ODYSSEY

V6 3.5L 3471cc	J35Z8		7356 <sup>53</sup>	27356 <sup>70</sup>	47356	9009	29009	4815	224815	4234815	3
----------------	-------	--	--------------------	---------------------	-------	------	-------	------	--------	---------	---

PILOT

V6 3.5L 3471cc	J35Z4		7356 <sup>53</sup>	27356 <sup>70</sup>	47356	200339	2200339	4815	224815	4234815	3
----------------	-------	--	--------------------	---------------------	-------	--------	---------	------	--------	---------	---

RIDGELINE

V6 3.5 L May			7356 <sup>53</sup>	27356 <sup>70</sup>	47356	200339	2200339	4815	224815	4234815	
--------------	--	--	--------------------	---------------------	-------	--------	---------	------	--------	---------	--

**2016**

ACCORD

L4 2.4L 2356cc 144 CID	K24W1		7356 <sup>53</sup>	27356 <sup>70</sup>	47356	9750	29750	4815	224815	4234815	3
V6 3.5L 3471cc 212 CID	J35Y1		7356 <sup>53</sup>	27356 <sup>70</sup>	47356	9760	29760	4815	224815	4234815	3

CITY

L4 1.5L 1497cc (Mex.)	L15A7		1083	N/A	N/A			4201	224201	4234201	
-----------------------	-------	--	------	-----	-----	--	--	------	--------	---------	--

CIVIC

L4 1.5L 1497CC 92CID Turbo			7356 <sup>53</sup>	27356 <sup>70</sup>	47356	200417	2200417	4201	224201	4234201	
L4 2.0L 1996cc 122 CID			7356 <sup>53</sup>	27356 <sup>70</sup>	47356	200416	2200416	4201	224201	4234201	

CR-V

L4 2.4L 2354cc	K24Z7		7356 <sup>53</sup>	27356 <sup>70</sup>	47356	200269	2200269	4815	224815	4234815	3
----------------	-------	--	--------------------	---------------------	-------	--------	---------	------	--------	---------	---

CR-Z

L4 1.5L 1497cc 91 CID Electric/Gas	LEA1		7356 <sup>53</sup>	27356 <sup>70</sup>	47356	9390	N/A	4201	224201	4234201	
------------------------------------	------	--	--------------------	---------------------	-------	------	-----	------	--------	---------	--

FIT

L4 1.5L 1497cc			7356 <sup>53</sup>	27356 <sup>70</sup>	47356	200212	2200212	9101	229101	N/A	3
----------------	--	--	--------------------	---------------------	-------	--------	---------	------	--------	-----	---

HR-V

L4 1.8L 1799cc			7356 <sup>53</sup>	27356 <sup>70</sup>	47356	200394	2200394	9101	229101	N/A	3
----------------	--	--	--------------------	---------------------	-------	--------	---------	------	--------	-----	---

ODYSSEY

V6 3.5L 3471cc	J35Z8		7356 <sup>53</sup>	27356 <sup>70</sup>	47356	9009	29009	4815	224815	4234815	3
----------------	-------	--	--------------------	---------------------	-------	------	-------	------	--------	---------	---

PILOT

V6 3.5L 3471cc	J35Z4		7356 <sup>53</sup>	27356 <sup>70</sup>	47356	200339	2200339	4815	224815	4234815	3
----------------	-------	--	--------------------	---------------------	-------	--------	---------	------	--------	---------	---

**2015**

ACCORD

L4 2.4L 2356cc 144 CID	K24W1		7356 <sup>53</sup>	27356 <sup>70</sup>	47356	9750	29750	4815	224815	4234815	3
V6 3.5L 3471cc 212 CID	J35Y1		7356 <sup>53</sup>	27356 <sup>70</sup>	47356	9760	29760	4815	224815	4234815	3

N/A = Not Available N/R = Not Required N/S = Not Servicable For cabin air locator chart, see pages 5-12 See pages 13-16 for footnotes

1) ProSelect - Normal Driving - Traditional Change Intervals 2) NAPA Gold - Severe Driving - OE Recommended intervals 3) NAPA Platinum - Harsh Driving - OE Recommend Intervals

N/A = Non disponible N/R = Non nécessaire N/S = Non réparable Voir le tableau des filtres et d'habitacle aux pages 5-12 Voir pages 13-16 pour des notes

1) NAPA ProSelect et Argent - Conduite normale - Intervalles normaux de remplacement 2) NAPA Or - Conduite difficile - Intervalles recommandés par FEO 3) NAPA Platine - Conduite très difficile - Intervalles recommandés par FEO

N/A = No disponible N/R = No requerido N/S = No Servicable Para el aire de la cabina y tabla de localización de filtro, consulte las páginas 5-12 Ver las páginas 13-16 para las notas al pie de página

1) NAPA ProSelect y Plata - Manejo normal - Intervalos normales de cambio 2) NAPA Oro - Manejo difícil - Intervalos recomendados por el OEM 3) NAPA Platino - Manejo muy difícil - Intervalos recomendados por el OEM

*Italicized Part Numbers May Not Be Available.*

Las piezas con números en *italicas* pueden no estar disponibles.  
Les numéros de pièce en *italiques* peuvent ne pas être disponibles.





## Pass Car Light Truck - Oil - Air - Cabin

HONDA 2015-2014

Year/Ano/Année Model/Modelo/Modele Engine/Motor/Moteur	Eng. Code Código de motor Code moteur	VIN NIV NIV	GOLD Oil Aceite Huile	ProSelect Oil Aceite Huile	Platinum Oil Aceite Huile	GOLD Air Aire Air	ProSelect Air Aire Air	GOLD Cabin Air Cabina Aire Cabine Air	ProSelect Cabin Air Cabina Aire Cabine Air	Platinum Cabin Air Cabina Aire Cabine Air	Loc. Cabin Air Cabina Aire Cabine Air
--	---	-------------------	--------------------------------	-------------------------------------	------------------------------------	----------------------------	---------------------------------	--	---	--	--

## HONDA (Cont'd/Suite)

## 2015 (Cont'd/Suite)

## ACCORD PLUG-IN

L4 2.0L 1993cc 122 CID Electric/Gas	LFA1		7356 <sup>53</sup>	27356 <sup>70</sup>	47356	200124	N/A	4815	224815	4234815	
--	------	--	--------------------	---------------------	-------	--------	-----	------	--------	---------	--

## CITY

L4 1.5L 1497cc (Mex.)	L15A7		1083	N/A	N/A	N/A	N/A	4201	224201	4234201	
-----------------------	-------	--	------	-----	-----	-----	-----	------	--------	---------	--

## CIVIC

L4 1.8L 1799cc	R18Z1		7356 <sup>53</sup>	27356 <sup>70</sup>	47356	9031	29031	4815	224815	4234815	3
L4 1.8L 1799cc CNG	R18A9		7356 <sup>53</sup>	27356 <sup>70</sup>	47356	9065	29065	4815	224815	4234815	3
L4 2.4L 2354cc	K24Z7		7356 <sup>53</sup>	27356 <sup>70</sup>	47356	9530	29530	4815	224815	4234815	3

## CIVIC HYBRID

L4 1.5L 1497cc Electric/Gas	LEA2		7356 <sup>53</sup>	27356 <sup>70</sup>	47356	9091	N/A	4815	224815	4234815	3
-----------------------------	------	--	--------------------	---------------------	-------	------	-----	------	--------	---------	---

## CROSSTOUR

L4 2.4L 2354cc i-VTEC	K24Y2		7356 <sup>53</sup>	27356 <sup>70</sup>	47356	9040	29040	4815	224815	4234815	3
V6 3.5L 3471cc 212 CID	J35Y1		7356 <sup>53</sup>	27356 <sup>70</sup>	47356	9041	29041	4815	224815	4234815	3

## CR-V

L4 2.4L 2354cc	K24Z7		7356 <sup>53</sup>	27356 <sup>70</sup>	47356	200269	2200269	4815	224815	4234815	3
----------------	-------	--	--------------------	---------------------	-------	--------	---------	------	--------	---------	---

## CR-Z

L4 1.5L 1497cc 91 CID Electric/Gas	LEA1		7356 <sup>53</sup>	27356 <sup>70</sup>	47356	9390	N/A	4201	224201	4234201	3
------------------------------------	------	--	--------------------	---------------------	-------	------	-----	------	--------	---------	---

## FIT

L4 1.5L 1497cc			7356 <sup>53</sup>	27356 <sup>70</sup>	47356	200212	2200212	9101	229101	N/A	3
----------------	--	--	--------------------	---------------------	-------	--------	---------	------	--------	-----	---

## ODYSSEY

V6 3.5L 3471cc	J35Z8		7356 <sup>53</sup>	27356 <sup>70</sup>	47356	9009	29009	4815	224815	4234815	3
----------------	-------	--	--------------------	---------------------	-------	------	-------	------	--------	---------	---

## PILOT

V6 3.5L 3471cc	J35Z4		7356 <sup>53</sup>	27356 <sup>70</sup>	47356	9042	29042	4815	224815	4234815	3
----------------	-------	--	--------------------	---------------------	-------	------	-------	------	--------	---------	---

## 2014

## ACCORD

L4 2.4L 2356cc 144 CID	K24W1		7356 <sup>53</sup>	27356 <sup>70</sup>	47356	9750	29750	4815	224815	4234815	3
V6 3.5L 3471cc 212 CID	J35Y1		7356 <sup>53</sup>	27356 <sup>70</sup>	47356	9760	29760	4815	224815	4234815	3

## ACCORD PLUG-IN

L4 2.0L 1993cc 122 CID Electric/Gas	LFA1		7356 <sup>53</sup>	27356 <sup>70</sup>	47356	200124	N/A	4815	224815	4234815	
--	------	--	--------------------	---------------------	-------	--------	-----	------	--------	---------	--

## CITY

L4 1.5L 1497cc i-VTEC (Mex.)			1083	N/A	N/A	N/A	N/A	4201	224201	4234201	
------------------------------	--	--	------	-----	-----	-----	-----	------	--------	---------	--

## CIVIC

L4 1.8L 1799cc	R18Z1		7356 <sup>53</sup>	27356 <sup>70</sup>	47356	9031	29031	4815	224815	4234815	3
L4 1.8L 1799cc CNG	R18A9		7356 <sup>53</sup>	27356 <sup>70</sup>	47356	9065	29065	4815	224815	4234815	3
L4 2.4L 2354cc	K24Z7		7356 <sup>53</sup>	27356 <sup>70</sup>	47356	9530	29530	4815	224815	4234815	3

## CIVIC HYBRID

L4 1.5L 1497cc Electric/Gas	LEA2		7356 <sup>53</sup>	27356 <sup>70</sup>	47356	9091	N/A	4815	224815	4234815	3
-----------------------------	------	--	--------------------	---------------------	-------	------	-----	------	--------	---------	---

## CROSSTOUR

L4 2.4L 2354cc i-VTEC	K24Y2		7356 <sup>53</sup>	27356 <sup>70</sup>	47356	9040	29040	4815	224815	4234815	3
V6 3.5L 3471cc 212 CID	J35Y1		7356 <sup>53</sup>	27356 <sup>70</sup>	47356	9041	29041	4815	224815	4234815	3

## CR-V

L4 2.4L 2354cc	K24Z7		7356 <sup>53</sup>	27356 <sup>70</sup>	47356	9630	29630	4815	224815	4234815	3
----------------	-------	--	--------------------	---------------------	-------	------	-------	------	--------	---------	---

## CR-Z

L4 1.5L 1497cc 91 CID Electric/Gas	LEA1		7356 <sup>53</sup>	27356 <sup>70</sup>	47356	9390	N/A	4201	224201	4234201	3
------------------------------------	------	--	--------------------	---------------------	-------	------	-----	------	--------	---------	---

## FIT

L4 1.5L 1497cc	L15A7		7356 <sup>53</sup>	27356 <sup>70</sup>	47356	9460	29460	9101	229101	N/A	3
----------------	-------	--	--------------------	---------------------	-------	------	-------	------	--------	-----	---

## FIT EV

20kWh Electric Electric	MCF31		N/R	N/R	N/R	N/R	N/R	9101	229101	N/A	3
-------------------------	-------	--	-----	-----	-----	-----	-----	------	--------	-----	---

N/A = Not Available N/R = Not Required N/S = Not Servicable For cabin air locator chart, see pages 5-12 See pages 13-16 for footnotes

1) ProSelect - Normal Driving - Traditional Change Intervals 2) NAPA Gold - Severe Driving - OE Recommended intervals 3) NAPA Platinum - Harsh Driving - OE Recommend Intervals

N/A = Non disponible N/R = Non nécessaire N/S = Non réparable Voir le tableau des filtres et d'habitacle aux pages 5-12 Voir pages 13-16 pour des notes

1) NAPA ProSelect et Argent - Conduite normale - Intervalles normaux de remplacement 2) NAPA Or - Conduite difficile - Intervalles recommandés par FEO 3) NAPA Platine - Conduite très difficile - Intervalles recommandés par FEO

N/A = No disponible N/R = No requerido N/S = No Servicable Para el aire de la cabina y tabla de localización de filtro, consulte las páginas 5-12 Ver las páginas 13-16 para las notas al pie de página

1) NAPA ProSelect y Plata - Manejo normal - Intervalles normales de cambio 2) NAPA Oro - Manejo difícil - Intervalles recomendados por el OEM 3) NAPA Platino - Manejo muy difícil - Intervalles recomendados por el OEM

*Italicized Part Numbers May Not Be Available.*

Las piezas con números en *italicas* pueden no estar disponibles.

Les numéros de pièce en *italiques* peuvent ne pas être disponibles.

P  
a  
s  
s  
C  
a  
r  
L  
i  
g  
h  
t  
T  
r  
u  
c  
k  
O  
i  
l  
-  
A  
i  
r  
-  
C  
a  
b  
i  
n



HONDA 2014-2012

Pass Car Light Truck - Oil - Air - Cabin

Year/Año/Année Model/Modelo/Modele Engine/Motor/Moteur	Eng. Code Código de motor Code moteur	VIN NIV NIV	GOLD Oil Aceite Huile	ProSelect Oil Aceite Huile	Platinum Oil Aceite Huile	GOLD Air Aire Air	ProSelect Air Aire Air	GOLD Cabin Air Cabina Aire Cabine Air	ProSelect Cabin Air Cabina Aire Cabine Air	Platinum Cabin Air Cabina Aire Cabine Air	Loc. Cabin Air Cabina Aire Cabine Air
--	---	-------------------	--------------------------------	-------------------------------------	------------------------------------	----------------------------	---------------------------------	--	---	--	--

## HONDA (Cont'd/Suite)

## 2014 (Cont'd/Suite)

## INSIGHT

L4 1.3L 1339cc Electric/Gas	LDA3		7356 <sup>53</sup>	27356 <sup>70</sup>	47356	9270	N/A	4201	224201	4234201	3
-----------------------------	------	--	--------------------	---------------------	-------	------	-----	------	--------	---------	---

## ODYSSEY

V6 3.5L 3471cc	J35Z8		7356 <sup>53</sup>	27356 <sup>70</sup>	47356	9009	29009	4815	224815	4234815	3
----------------	-------	--	--------------------	---------------------	-------	------	-------	------	--------	---------	---

## PILOT

V6 3.5L 3471cc	J35Z4		7356 <sup>53</sup>	27356 <sup>70</sup>	47356	9042	29042	4815	224815	4234815	3
----------------	-------	--	--------------------	---------------------	-------	------	-------	------	--------	---------	---

## RIDGELINE

V6 3.5L 3471cc	J35Z5		7356 <sup>53</sup>	27356 <sup>70</sup>	47356	9119	29119	4815	224815	4234815	3
----------------	-------	--	--------------------	---------------------	-------	------	-------	------	--------	---------	---

## 2013

## ACCORD

L4 2.4L 2356cc 144 CID	K24W1		7356 <sup>53</sup>	27356 <sup>70</sup>	47356	9750	29750	4815	224815	4234815	3
------------------------	-------	--	--------------------	---------------------	-------	------	-------	------	--------	---------	---

V6 3.5L 3471cc 212 CID	J35Y1		7356 <sup>53</sup>	27356 <sup>70</sup>	47356	9760	29760	4815	224815	4234815	3
------------------------	-------	--	--------------------	---------------------	-------	------	-------	------	--------	---------	---

## CITY

L4 1.5L 1497cc i-VTEC (Mex.)			1083	N/A	N/A	9460	29460	4201	224201	4234201	
------------------------------	--	--	------	-----	-----	------	-------	------	--------	---------	--

## CIVIC

L4 1.8L 1799cc	R18Z1		7356 <sup>53</sup>	27356 <sup>70</sup>	47356	9031	29031	4815	224815	4234815	3
----------------	-------	--	--------------------	---------------------	-------	------	-------	------	--------	---------	---

L4 1.8L 1799cc CNG	R18A9		7356 <sup>53</sup>	27356 <sup>70</sup>	47356	9031	29031	4815	224815	4234815	3
--------------------	-------	--	--------------------	---------------------	-------	------	-------	------	--------	---------	---

L4 2.4L 2354cc	K24Z7		7356 <sup>53</sup>	27356 <sup>70</sup>	47356	9530	29530	4815	224815	4234815	3
----------------	-------	--	--------------------	---------------------	-------	------	-------	------	--------	---------	---

## CIVIC HYBRID

L4 1.5L 1497cc Electric/Gas	LEA2		7356 <sup>53</sup>	27356 <sup>70</sup>	47356	9091	N/A	4815	224815	4234815	3
-----------------------------	------	--	--------------------	---------------------	-------	------	-----	------	--------	---------	---

## CROSSTOUR

L4 2.4L 2354cc i-VTEC	K24Y2		7356 <sup>53</sup>	27356 <sup>70</sup>	47356	9040	29040	4815	224815	4234815	3
-----------------------	-------	--	--------------------	---------------------	-------	------	-------	------	--------	---------	---

V6 3.5L 3471cc 212 CID	J35Y1		7356 <sup>53</sup>	27356 <sup>70</sup>	47356	9041	29041	4815	224815	4234815	3
------------------------	-------	--	--------------------	---------------------	-------	------	-------	------	--------	---------	---

## CR-V

L4 2.4L 2354cc	K24Z7		7356 <sup>53</sup>	27356 <sup>70</sup>	47356	9630	29630	4815	224815	4234815	3
----------------	-------	--	--------------------	---------------------	-------	------	-------	------	--------	---------	---

## CR-Z

L4 1.5L 1497cc 91 CID Electric/Gas	LEA1		7356 <sup>53</sup>	27356 <sup>70</sup>	47356	9390	N/A	4201	224201	4234201	3
------------------------------------	------	--	--------------------	---------------------	-------	------	-----	------	--------	---------	---

## FIT

L4 1.5L 1497cc	L15A7		7356 <sup>53</sup>	27356 <sup>70</sup>	47356	9460	29460	9101	229101	N/A	3
----------------	-------	--	--------------------	---------------------	-------	------	-------	------	--------	-----	---

## INSIGHT

L4 1.3L 1339cc Electric/Gas	LDA3		7356 <sup>53</sup>	27356 <sup>70</sup>	47356	9270	N/A	4201	224201	4234201	3
-----------------------------	------	--	--------------------	---------------------	-------	------	-----	------	--------	---------	---

## ODYSSEY

V6 3.5L 3471cc	J35Z8		7356 <sup>53</sup>	27356 <sup>70</sup>	47356	9009	29009	4815	224815	4234815	3
----------------	-------	--	--------------------	---------------------	-------	------	-------	------	--------	---------	---

## PILOT

V6 3.5L 3471cc	J35Z4		7356 <sup>53</sup>	27356 <sup>70</sup>	47356	9042	29042	4815	224815	4234815	3
----------------	-------	--	--------------------	---------------------	-------	------	-------	------	--------	---------	---

## RIDGELINE

V6 3.5L 3471cc	J35Z5		7356 <sup>53</sup>	27356 <sup>70</sup>	47356	9119	29119	4815	224815	4234815	3
----------------	-------	--	--------------------	---------------------	-------	------	-------	------	--------	---------	---

## 2012

## ACCORD

L4 2.4L 2354cc	K24Z2		7356 <sup>53</sup>	27356 <sup>70</sup>	47356	9040	29040	4815	224815	4234815	3
----------------	-------	--	--------------------	---------------------	-------	------	-------	------	--------	---------	---

	K24Z3		7356 <sup>53</sup>	27356 <sup>70</sup>	47356	9040	29040	4815	224815	4234815	3
--	-------	--	--------------------	---------------------	-------	------	-------	------	--------	---------	---

V6 3.5L 3471cc	J35Z2		7356 <sup>53</sup>	27356 <sup>70</sup>	47356	9041	29041	4815	224815	4234815	3
----------------	-------	--	--------------------	---------------------	-------	------	-------	------	--------	---------	---

	J35Z3		7356 <sup>53</sup>	27356 <sup>70</sup>	47356	9041	29041	4815	224815	4234815	3
--	-------	--	--------------------	---------------------	-------	------	-------	------	--------	---------	---

## CITY

L4 1.5L 1497cc i-VTEC (Mex.)			1083	N/A	N/A	9460	29460	4201	224201	4234201	
------------------------------	--	--	------	-----	-----	------	-------	------	--------	---------	--

## CIVIC

L4 1.8L 1799cc	R18Z1		7356 <sup>53</sup>	27356 <sup>70</sup>	47356	9031	29031	4815	224815	4234815	3
----------------	-------	--	--------------------	---------------------	-------	------	-------	------	--------	---------	---

L4 1.8L 1799cc CNG	R18A9		7356 <sup>53</sup>	27356 <sup>70</sup>	47356	9065	29065	4815	224815	4234815	3
--------------------	-------	--	--------------------	---------------------	-------	------	-------	------	--------	---------	---

L4 2.4L 2354cc	K24Z7		7356 <sup>53</sup>	27356 <sup>70</sup>	47356	9530	29530	4815	224815	4234815	3
----------------	-------	--	--------------------	---------------------	-------	------	-------	------	--------	---------	---

N/A = Not Available N/R = Not Required N/S = Not Serviceable For cabin air locator chart, see pages 5-12 See pages 13-16 for footnotes

1) ProSelect - Normal Driving - Traditional Change Intervals 2) NAPA Gold - Severe Driving - OE Recommended Intervals 3) NAPA Platinum - Harsh Driving - OE Recommend Intervals

N/A = Non disponible N/R = Non nécessaire N/S = Non réparable Voir le tableau des filtres et d'habitacle aux pages 5-12 Voir pages 13-16 pour des notes

1) NAPA ProSelect et Argent - Conduite normale - Intervalles normaux de remplacement 2) NAPA Or - Conduite difficile - Intervalles recommandés par FEO 3) NAPA Platine - Conduite très difficile - Intervalles recommandés par FEO

N/A = No disponible N/R = No requerido N/S = No Serviceable Para el aire de la cabina y tabla de localización de filtro, consulte las páginas 5-12 Ver las páginas 13-16 para las notas al pie de página

1) NAPA ProSelect y Plata - Manejo normal - Intervalos normales de cambio 2) NAPA Oro - Manejo difícil - Intervalos recomendados por el OEM 3) NAPA Platino - Manejo muy difícil - Intervalos recomendados por el OEM

*Italicized Part Numbers May Not Be Available.*

Las piezas con números en *italicas* pueden no estar disponibles.  
Les numéros de pièce en *italiques* peuvent ne pas être disponibles.



## Pass Car Light Truck - Oil - Air - Cabin

HONDA 2012-2011

Year/Ano/Année Model/Modelo/Modele Engine/Motor/Moteur	Eng. Code Código de motor Code moteur	VIN NIV NIV	GOLD Oil Aceite Huile	ProSelect Oil Aceite Huile	Platinum Oil Aceite Huile	GOLD Air Aire Air	ProSelect Air Aire Air	GOLD Cabin Air Cabina Aire Cabine Air	ProSelect Cabin Air Cabina Aire Cabine Air	Platinum Cabin Air Cabina Aire Cabine Air	Loc. Cabin Air Cabina Aire Cabine Air
--	---	-------------------	--------------------------------	-------------------------------------	------------------------------------	----------------------------	---------------------------------	--	---	--	--

## HONDA (Cont'd/Suite)

## 2012 (Cont'd/Suite)

## CIVIC HYBRID

L4 1.5L 1497cc Electric/Gas	LEA2		7356 <sup>53</sup>	27356 <sup>70</sup>	47356	9091	N/A	4815	224815	4234815	3
-----------------------------	------	--	--------------------	---------------------	-------	------	-----	------	--------	---------	---

## CROSSTOUR

L4 2.4L 2354cc	K24Y2		7356 <sup>53</sup>	27356 <sup>70</sup>	47356	9040	29040	4815	224815	4234815	
V6 3.5L 3471cc	J35Z2		7356 <sup>53</sup>	27356 <sup>70</sup>	47356	9041	29041	4815	224815	4234815	3

## CR-V

L4 2.4L 2354cc	K24Z7		7356 <sup>53</sup>	27356 <sup>70</sup>	47356	9630	29630	4815	224815	4234815	3
----------------	-------	--	--------------------	---------------------	-------	------	-------	------	--------	---------	---

## CR-Z HYBRID

L4 1.5L 1497cc 91 CID Electric/Gas	LEA1		7356 <sup>53</sup>	27356 <sup>70</sup>	47356	9390	N/A	4201	224201	4234201	3
------------------------------------	------	--	--------------------	---------------------	-------	------	-----	------	--------	---------	---

## FIT

L4 1.5L 1497cc	L15A7		7356 <sup>53</sup>	27356 <sup>70</sup>	47356	9460	29460	9101	229101	N/A	3
----------------	-------	--	--------------------	---------------------	-------	------	-------	------	--------	-----	---

## INSIGHT

L4 1.3L 1339cc Electric/Gas	LDA3		7356 <sup>53</sup>	27356 <sup>70</sup>	47356	9270	N/A	4201	224201	4234201	3
-----------------------------	------	--	--------------------	---------------------	-------	------	-----	------	--------	---------	---

## ODYSSEY

V6 3.5L 3471cc	J35Z8		7356 <sup>53</sup>	27356 <sup>70</sup>	47356	9009	29009	4815	224815	4234815	3
----------------	-------	--	--------------------	---------------------	-------	------	-------	------	--------	---------	---

## PILOT

V6 3.5L 3471cc	J35Z4		7356 <sup>53</sup>	27356 <sup>70</sup>	47356	9042	29042	4815	224815	4234815	3
----------------	-------	--	--------------------	---------------------	-------	------	-------	------	--------	---------	---

## RIDGELINE

V6 3.5L 3471cc	J35Z5		7356 <sup>53</sup>	27356 <sup>70</sup>	47356	9119	29119	4815	224815	4234815	3
----------------	-------	--	--------------------	---------------------	-------	------	-------	------	--------	---------	---

## 2011

## ACCORD

L4 2.4L 2354cc	K24Z2		7356 <sup>53</sup>	27356 <sup>70</sup>	47356	9040	29040	4815	224815	4234815	3
	K24Z3		7356 <sup>53</sup>	27356 <sup>70</sup>	47356	9040	29040	4815	224815	4234815	3
V6 3.5L 3471cc	J35Z2		7356 <sup>53</sup>	27356 <sup>70</sup>	47356	9041	29041	4815	224815	4234815	3
	J35Z3		7356 <sup>53</sup>	27356 <sup>70</sup>	47356	9041	29041	4815	224815	4234815	3

## ACCORD CROSSTOUR

V6 3.5L 3471cc	J35Z2		7356 <sup>53</sup>	27356 <sup>70</sup>	47356	9041	29041	4815	224815	4234815	3
----------------	-------	--	--------------------	---------------------	-------	------	-------	------	--------	---------	---

## CITY

L4 1.5L 1497cc i-VTEC (Mex.)			1083	N/A	N/A	9460	29460	4201	224201	4234201	
------------------------------	--	--	------	-----	-----	------	-------	------	--------	---------	--

## CIVIC

L4 1.8L 1799cc	R18A1		7356 <sup>53</sup>	27356 <sup>70</sup>	47356	9065	29065	4815	224815	4234815	3
L4 1.8L 1799cc CNG	R18A4		7356 <sup>53</sup>	27356 <sup>70</sup>	47356	9065	29065	4815	224815	4234815	3
L4 2.0L 1998cc	K20Z3		7356 <sup>53</sup>	27356 <sup>70</sup>	47356	9120	29120	4815	224815	4234815	3

## CIVIC HYBRID

L4 1.3L 1339cc Electric/Gas	LDA2		7356 <sup>53</sup>	27356 <sup>70</sup>	47356	9157	29157	4815	224815	4234815	3
-----------------------------	------	--	--------------------	---------------------	-------	------	-------	------	--------	---------	---

## CR-V

L4 2.4L 2354cc	K24Z6		7356 <sup>53</sup>	27356 <sup>70</sup>	47356	9230	29230	4815	224815	4234815	3
----------------	-------	--	--------------------	---------------------	-------	------	-------	------	--------	---------	---

## CR-Z HYBRID

L4 1.5L 1497cc 91 CID Electric/Gas	LEA1		7356 <sup>53</sup>	27356 <sup>70</sup>	47356	9390	N/A	4201	224201	4234201	3
------------------------------------	------	--	--------------------	---------------------	-------	------	-----	------	--------	---------	---

## ELEMENT

L4 2.4L 2354cc	K24A8		7356 <sup>53</sup>	27356 <sup>70</sup>	47356	9120	29120	4817	224817	4234817	3
----------------	-------	--	--------------------	---------------------	-------	------	-------	------	--------	---------	---

## FIT

L4 1.5L 1497cc	L15A7		7356 <sup>53</sup>	27356 <sup>70</sup>	47356	9460	29460	9101	229101	N/A	3
----------------	-------	--	--------------------	---------------------	-------	------	-------	------	--------	-----	---

## INSIGHT

L4 1.3L 1339cc Electric/Gas	LDA3		7356 <sup>53</sup>	27356 <sup>70</sup>	47356	9270	N/A	4201	224201	4234201	3
-----------------------------	------	--	--------------------	---------------------	-------	------	-----	------	--------	---------	---

## ODYSSEY

V6 3.5L 3471cc	J35Z8		7356 <sup>53</sup>	27356 <sup>70</sup>	47356	9009	29009	4815	224815	4234815	3
----------------	-------	--	--------------------	---------------------	-------	------	-------	------	--------	---------	---

## PILOT

V6 3.5L 3471cc	J35Z4		7356 <sup>53</sup>	27356 <sup>70</sup>	47356	9042	29042	4815	224815	4234815	3
----------------	-------	--	--------------------	---------------------	-------	------	-------	------	--------	---------	---

N/A = Not Available N/R = Not Required N/S = Not Servicable For cabin air locator chart, see pages 5-12 See pages 13-16 for footnotes

1) ProSelect - Normal Driving - Traditional Change Intervals 2) NAPA Gold - Severe Driving - OE Recommended intervals 3) NAPA Platinum - Harsh Driving - OE Recommend Intervals

N/A = Non disponible N/R = Non nécessaire N/S = Non réparable Voir le tableau des filtres et d'habitacle aux pages 5-12 Voir pages 13-16 pour des notes

1) NAPA ProSelect et Argent - Conduite normale - Intervalles normaux de remplacement 2) NAPA Or - Conduite difficile - Intervalles recommandés par FEO 3) NAPA Platine - Conduite très difficile - Intervalles recommandés par FEO

N/A = No disponible N/R = No requerido N/S = No Servicable Para el aire de la cabina y tabla de localización de filtro, consulte las páginas 5-12 Ver las páginas 13-16 para las notas al pie de página

1) NAPA ProSelect y Plata - Manejo normal - Intervallos normales de cambio 2) NAPA Oro - Manejo difícil - Intervallos recomendados por el OEM 3) NAPA Platino - Manejo muy difícil - Intervallos recomendados por el OEM

*Italicized Part Numbers May Not Be Available.*

Las piezas con números en *italicas* pueden no estar disponibles.

Les numéros de pièce en *italiques* peuvent ne pas être disponibles.

P  
a  
s  
s  
C  
a  
r  
L  
i  
g  
h  
t  
T  
r  
u  
c  
k  
O  
i  
l  
-  
A  
i  
r  
-  
C  
a  
b  
i  
n



HONDA 2011-2009

## Pass Car Light Truck - Oil - Air - Cabin

Year/Año/Année Model/Modelo/Modele Engine/Motor/Moteur	Eng. Code Código de motor Code moteur	VIN NIV NIV	GOLD Oil Aceite Huile	ProSelect Oil Aceite Huile	Platinum Oil Aceite Huile	GOLD Air Aire Air	ProSelect Air Aire Air	GOLD Cabin Air Cabina Aire Cabine Air	ProSelect Cabin Air Cabina Aire Cabine Air	Platinum Cabin Air Cabina Aire Cabine Air	Loc. Cabin Air Cabina Aire Cabine Air
--	---	-------------------	--------------------------------	-------------------------------------	------------------------------------	----------------------------	---------------------------------	--	---	--	--

## HONDA (Cont'd/Suite)

## 2011 (Cont'd/Suite)

## RIDGELINE

V6 3.5L 3471cc	J35Z5		7356 <sup>53</sup>	27356 <sup>70</sup>	47356	9119	29119	4815	224815	4234815	3
----------------	-------	--	--------------------	---------------------	-------	------	-------	------	--------	---------	---

## 2010

## ACCORD

L4 2.4L 2354cc	K24Z2		7356 <sup>53</sup>	27356 <sup>70</sup>	47356	9040	29040	4815	224815	4234815	3
	K24Z3		7356 <sup>53</sup>	27356 <sup>70</sup>	47356	9040	29040	4815	224815	4234815	3
V6 3.5L 3471cc	J35Z2		7356 <sup>53</sup>	27356 <sup>70</sup>	47356	9041	29041	4815	224815	4234815	3
	J35Z3		7356 <sup>53</sup>	27356 <sup>70</sup>	47356	9041	29041	4815	224815	4234815	3

## ACCORD CROSSTOUR

V6 3.5L 3471cc	J35Z2		7356 <sup>53</sup>	27356 <sup>70</sup>	47356	9041	29041	4815	224815	4234815	3
----------------	-------	--	--------------------	---------------------	-------	------	-------	------	--------	---------	---

## CITY

L4 1.5L 1497cc i-VTEC (Mex.)			1083	N/A	N/A	9460	29460	4201	224201	4234201	
------------------------------	--	--	------	-----	-----	------	-------	------	--------	---------	--

## CIVIC

L4 1.8L 1799cc	R18A1		7356 <sup>53</sup>	27356 <sup>70</sup>	47356	9065	29065	4815	224815	4234815	3
L4 1.8L 1799cc CNG	R18A4		7356 <sup>53</sup>	27356 <sup>70</sup>	47356	9065	29065	4815	224815	4234815	3
L4 2.0L 1998cc	K20Z3		7356 <sup>53</sup>	27356 <sup>70</sup>	47356	9120	29120	4815	224815	4234815	3

## CIVIC HYBRID

L4 1.3L 1339cc Electric/Gas	LDA2		7356 <sup>53</sup>	27356 <sup>70</sup>	47356	9157	29157	4815	224815	4234815	3
-----------------------------	------	--	--------------------	---------------------	-------	------	-------	------	--------	---------	---

## CR-V

L4 2.4L 2354cc	K24Z6		7356 <sup>53</sup>	27356 <sup>70</sup>	47356	9230	29230	4815	224815	4234815	3
----------------	-------	--	--------------------	---------------------	-------	------	-------	------	--------	---------	---

## ELEMENT

L4 2.4L 2354cc	K24A8		7356 <sup>53</sup>	27356 <sup>70</sup>	47356	9120	29120	4817	224817	4234817	3
----------------	-------	--	--------------------	---------------------	-------	------	-------	------	--------	---------	---

## FIT

L4 1.5L 1497cc	L15A7		7356 <sup>53</sup>	27356 <sup>70</sup>	47356	9460	29460	9101	229101	N/A	3
----------------	-------	--	--------------------	---------------------	-------	------	-------	------	--------	-----	---

## INSIGHT

L4 1.3L 1339cc Electric/Gas	LDA3		7356 <sup>53</sup>	27356 <sup>70</sup>	47356	9270	N/A	4201	224201	4234201	3
-----------------------------	------	--	--------------------	---------------------	-------	------	-----	------	--------	---------	---

## ODYSSEY

V6 3.5L 3471cc	J35A6		7356 <sup>53</sup>	27356 <sup>70</sup>	47356	9170	N/A	4815	224815	4234815	3
	J35A7		7356 <sup>53</sup>	27356 <sup>70</sup>	47356	9170	N/A	4815	224815	4234815	3

## PILOT

V6 3.5L 3471cc	J35Z4		7356 <sup>53</sup>	27356 <sup>70</sup>	47356	9042	29042	4815	224815	4234815	3
----------------	-------	--	--------------------	---------------------	-------	------	-------	------	--------	---------	---

## RIDGELINE

V6 3.5L 3471cc	J35Z5		7356 <sup>53</sup>	27356 <sup>70</sup>	47356	9119	29119	4815	224815	4234815	3
----------------	-------	--	--------------------	---------------------	-------	------	-------	------	--------	---------	---

## 2009

## ACCORD

L4 2.4L 2354cc	K24Z2		7356 <sup>53</sup>	27356 <sup>70</sup>	47356	9040	29040	4815	224815	4234815	3
	K24Z3		7356 <sup>53</sup>	27356 <sup>70</sup>	47356	9040	29040	4815	224815	4234815	3
V6 3.5L 3471cc	J35Z2		7356 <sup>53</sup>	27356 <sup>70</sup>	47356	9041	29041	4815	224815	4234815	3
	J35Z3		7356 <sup>53</sup>	27356 <sup>70</sup>	47356	9041	29041	4815	224815	4234815	3

## CIVIC

L4 1.8L 1799cc	R18A1		7356 <sup>53</sup>	27356 <sup>70</sup>	47356	9065	29065	4815	224815	4234815	3
L4 1.8L 1799cc CNG	R18A4		7356 <sup>53</sup>	27356 <sup>70</sup>	47356	9065	29065	4815	224815	4234815	3
L4 2.0L 1998cc	K20Z3		7356 <sup>53</sup>	27356 <sup>70</sup>	47356	9120	29120	4815	224815	4234815	3

## CIVIC HYBRID

L4 1.3L 1339cc Electric/Gas	LDA2		7356 <sup>53</sup>	27356 <sup>70</sup>	47356	9157	29157	4815	224815	4234815	3
-----------------------------	------	--	--------------------	---------------------	-------	------	-------	------	--------	---------	---

## CR-V

L4 2.4L 2354cc	K24Z1		7356 <sup>53</sup>	27356 <sup>70</sup>	47356	9058	29058	4815	224815	4234815	3
----------------	-------	--	--------------------	---------------------	-------	------	-------	------	--------	---------	---

## ELEMENT

L4 2.4L 2354cc	K24A8		7356 <sup>53</sup>	27356 <sup>70</sup>	47356	9120	29120	4817	224817	4234817	3
----------------	-------	--	--------------------	---------------------	-------	------	-------	------	--------	---------	---

N/A = Not Available N/R = Not Required N/S = Not Servicable For cabin air locator chart, see pages 5-12 See pages 13-16 for footnotes

1) ProSelect - Normal Driving - Traditional Change Intervals 2) NAPA Gold - Severe Driving - OE Recommended intervals 3) NAPA Platinum - Harsh Driving - OE Recommend Intervals

N/A = Non disponible N/R = Non nécessaire N/S = Non réparable Voir le tableau des filtres et d'habitacle aux pages 5-12 Voir pages 13-16 pour des notes

1) NAPA ProSelect et Argent - Conduite normale - Intervalles normaux de remplacement 2) NAPA Or - Conduite difficile - Intervalles recommandés par FEO 3) NAPA Platine - Conduite très difficile - Intervalles recommandés par FEO

N/A = No disponible N/R = No requerido N/S = No Servicable Para el aire de la cabina y tabla de localización de filtro, consulte las páginas 5-12 Ver las páginas 13-16 para las notas al pie de página

1) NAPA ProSelect y Plata - Manejo normal - Intervalos normales de cambio 2) NAPA Oro - Manejo difícil - Intervalos recomendados por el OEM 3) NAPA Platino - Manejo muy difícil - Intervalos recomendados por el OEM

*Italicized Part Numbers May Not Be Available.*

Las piezas con números en *italicas* pueden no estar disponibles.  
Les numéros de pièce en *italiques* peuvent ne pas être disponibles.



## Pass Car Light Truck - Oil - Air - Cabin

HONDA 2009-2007

Year/Anio/Année Model/Modelo/Modele Engine/Motor/Moteur	Eng. Code Código de motor Code moteur	VIN NIV NIV	GOLD Oil Aceite Huile	ProSelect Oil Aceite Huile	Platinum Oil Aceite Huile	GOLD Air Aire Air	ProSelect Air Aire Air	GOLD Cabin Air Cabina Aire Cabine Air	ProSelect Cabin Air Cabina Aire Cabine Air	Platinum Cabin Air Cabina Aire Cabine Air	Loc. Cabin Air Cabina Aire Cabine Air
---	---	-------------------	--------------------------------	-------------------------------------	------------------------------------	----------------------------	---------------------------------	--	---	--	--

## HONDA (Cont'd/Suite)

## 2009 (Cont'd/Suite)

## FIT

L4 1.5L 1497cc	L15A7		7356 <sup>53</sup>	27356 <sup>70</sup>	47356	9460	29460	9101	229101	N/A	3
----------------	-------	--	--------------------	---------------------	-------	------	-------	------	--------	-----	---

## ODYSSEY

V6 3.5L 3471cc	J35A6		7356 <sup>53</sup>	27356 <sup>70</sup>	47356	2844	22844	4815	224815	4234815	3
	J35A7		7356 <sup>53</sup>	27356 <sup>70</sup>	47356	2844	22844	4815	224815	4234815	3

## PILOT

V6 3.5L 3471cc	J35Z4		7356 <sup>53</sup>	27356 <sup>70</sup>	47356	9042	29042	4815	224815	4234815	3
----------------	-------	--	--------------------	---------------------	-------	------	-------	------	--------	---------	---

## RIDGELINE

V6 3.5L 3471cc	J35Z5		7356 <sup>53</sup>	27356 <sup>70</sup>	47356	9119	29119	4815	224815	4234815	3
----------------	-------	--	--------------------	---------------------	-------	------	-------	------	--------	---------	---

## S2000

L4 2.2L 2157cc			1334 <sup>53</sup>	21334 <sup>70</sup>	41334	9003	N/A	4803	N/A	N/A	6
----------------	--	--	--------------------	---------------------	-------	------	-----	------	-----	-----	---

## S2000 CR

L4 2.2L 2157cc			1334 <sup>53</sup>	21334 <sup>70</sup>	41334	9003	N/A	4803	N/A	N/A	6
----------------	--	--	--------------------	---------------------	-------	------	-----	------	-----	-----	---

## 2008

## ACCORD

L4 2.4L 2354cc	K24Z2		7356 <sup>53</sup>	27356 <sup>70</sup>	47356	9040	29040	4815	224815	4234815	3
	K24Z3		7356 <sup>53</sup>	27356 <sup>70</sup>	47356	9040	29040	4815	224815	4234815	3
V6 3.5L 3471cc	J35Z2		7356 <sup>53</sup>	27356 <sup>70</sup>	47356	9041	29041	4815	224815	4234815	3
	J35Z3		7356 <sup>53</sup>	27356 <sup>70</sup>	47356	9041	29041	4815	224815	4234815	3

## CIVIC

L4 1.8L 1799cc	R18A1		7356 <sup>53</sup>	27356 <sup>70</sup>	47356	9065	29065	4815	224815	4234815	3
L4 1.8L 1799cc CNG	R18A4		7356 <sup>53</sup>	27356 <sup>70</sup>	47356	9065	29065	4815	224815	4234815	3
L4 2.0L 1998cc	K20Z3		7356 <sup>53</sup>	27356 <sup>70</sup>	47356	9120	29120	4815	224815	4234815	3

## CIVIC HYBRID

L4 1.3L 1339cc Electric/Gas	LDA2		7356 <sup>53</sup>	27356 <sup>70</sup>	47356	9157	29157	4815	224815	4234815	3
-----------------------------	------	--	--------------------	---------------------	-------	------	-------	------	--------	---------	---

## CR-V

L4 2.4L 2354cc	K24Z1		7356 <sup>53</sup>	27356 <sup>70</sup>	47356	9058	29058	4815	224815	4234815	3
----------------	-------	--	--------------------	---------------------	-------	------	-------	------	--------	---------	---

## ELEMENT

L4 2.4L 2354cc	K24A8		7356 <sup>53</sup>	27356 <sup>70</sup>	47356	9120	29120	4817	224817	4234817	3
----------------	-------	--	--------------------	---------------------	-------	------	-------	------	--------	---------	---

## FIT

L4 1.5L 1497cc	L15A1		7356 <sup>53</sup>	27356 <sup>70</sup>	47356	9086	29086	4524	N/A	N/A	3
----------------	-------	--	--------------------	---------------------	-------	------	-------	------	-----	-----	---

## ODYSSEY

V6 3.5L 3471cc	J35A6		7356 <sup>53</sup>	27356 <sup>70</sup>	47356	2844	22844	4815	224815	4234815	3
	J35A7		7356 <sup>53</sup>	27356 <sup>70</sup>	47356	2844	22844	4815	224815	4234815	3

## PILOT

V6 3.5L 3471cc	J35A9		7356 <sup>53</sup>	27356 <sup>70</sup>	47356	6802	26802	4897	224897	N/A	3
	J35Z1		7356 <sup>53</sup>	27356 <sup>70</sup>	47356	6802	26802	4897	224897	N/A	3

## RIDGELINE

V6 3.5L 3471cc	J35A9		7356 <sup>53</sup>	27356 <sup>70</sup>	47356	9119	29119	4815	224815	4234815	3
----------------	-------	--	--------------------	---------------------	-------	------	-------	------	--------	---------	---

## S2000

L4 2.2L 2157cc			1334 <sup>53</sup>	21334 <sup>70</sup>	41334	9003	N/A	4803	N/A	N/A	6
----------------	--	--	--------------------	---------------------	-------	------	-----	------	-----	-----	---

## S2000 CR

L4 2.2L 2157cc			1334 <sup>53</sup>	21334 <sup>70</sup>	41334	9003	N/A	4803	N/A	N/A	6
----------------	--	--	--------------------	---------------------	-------	------	-----	------	-----	-----	---

## 2007

## ACCORD

L4 2.4L 2354cc	K24A8		7356 <sup>53</sup>	27356 <sup>70</sup>	47356	6831	26831	4815	224815	4234815	3
V6 3.0L 2997cc	J30A5		7356 <sup>53</sup>	27356 <sup>70</sup>	47356	9063	29063	4815	224815	4234815	3

## ACCORD HYBRID

V6 3.0L 2997cc Electric/Gas	JNA1		7356 <sup>53</sup>	27356 <sup>70</sup>	47356			4815	224815	4234815	3
-----------------------------	------	--	--------------------	---------------------	-------	--	--	------	--------	---------	---

N/A = Not Available N/R = Not Required N/S = Not Servicable For cabin air locator chart, see pages 5-12 See pages 13-16 for footnotes

1) ProSelect - Normal Driving - Traditional Change Intervals 2) NAPA Gold - Severe Driving - OE Recommended intervals 3) NAPA Platinum - Harsh Driving - OE Recommend Intervals

N/A = Non disponible N/R = Non nécessaire N/S = Non réparable Voir le tableau des filtres et d'habitacle aux pages 5-12 Voir pages 13-16 pour des notes

1) NAPA ProSelect et Argent - Conduite normale - Intervalles normaux de remplacement 2) NAPA Or - Conduite difficile - Intervalles recommandés par FEO 3) NAPA Platine - Conduite très difficile - Intervalles recommandés par FEO

N/A = No disponible N/R = No requerido N/S = No Servicable Para el aire de la cabina y tabla de localización de filtro, consulte las páginas 5-12 Ver las páginas 13-16 para las notas al pie de página

1) NAPA ProSelect y Plata - Manejo normal - Intervalles normales de cambio 2) NAPA Oro - Manejo difícil - Intervalles recomendados por el OEM 3) NAPA Platino - Manejo muy difícil - Intervalles recomendados por el OEM

*Italicized Part Numbers May Not Be Available.*

Las piezas con números en *italicas* pueden no estar disponibles.

Les numéros de pièce en *italiques* peuvent ne pas être disponibles.

P  
a  
s  
s  
C  
a  
r  
L  
i  
g  
h  
t  
T  
r  
u  
c  
k  
O  
i  
l  
-  
A  
i  
r  
-  
C  
a  
b  
i  
n



HONDA 2007-2006

Pass Car Light Truck - Oil - Air - Cabin

Year/Año/Année Model/Modelo/Modele Engine/Motor/Moteur	Eng. Code Código de motor Code moteur	VIN NIV NIV	GOLD Oil Aceite Huile	ProSelect Oil Aceite Huile	Platinum Oil Aceite Huile	GOLD Air Aire Air	ProSelect Air Aire Air	GOLD Cabin Air Cabina Aire Cabine Air	ProSelect Cabin Air Cabina Aire Cabine Air	Platinum Cabin Air Cabina Aire Cabine Air	Loc. Cabin Air Cabina Aire Cabine Air
--	---	-------------------	--------------------------------	-------------------------------------	------------------------------------	----------------------------	---------------------------------	--	---	--	--

## HONDA (Cont'd/Suite)

## 2007 (Cont'd/Suite)

## CIVIC

L4 1.8L 1799cc	R18A1		7356 <sup>53</sup>	27356 <sup>70</sup>	47356	9065	29065	4815	224815	4234815	3
L4 1.8L 1799cc CNG	R18A4		7356 <sup>53</sup>	27356 <sup>70</sup>	47356	9065	29065	4815	224815	4234815	3
L4 2.0L 1958cc	K20Z3		7356 <sup>53</sup>	27356 <sup>70</sup>	47356	9120	29120	4815	224815	4234815	3

## CIVIC HYBRID

L4 1.3L 1339cc Electric/Gas	LDA2		7356 <sup>53</sup>	27356 <sup>70</sup>	47356	9157	29157	4815	224815	4234815	3
-----------------------------	------	--	--------------------	---------------------	-------	------	-------	------	--------	---------	---

## CR-V

L4 2.4L 2354cc	K24Z1		7356 <sup>53</sup>	27356 <sup>70</sup>	47356	9058	29058	4815	224815	4234815	3
----------------	-------	--	--------------------	---------------------	-------	------	-------	------	--------	---------	---

## ELEMENT

L4 2.4L 2354cc	K24A8		7356 <sup>53</sup>	27356 <sup>70</sup>	47356	9120	29120	4817	224817	4234817	3
----------------	-------	--	--------------------	---------------------	-------	------	-------	------	--------	---------	---

## FIT

L4 1.5L 1497cc	L15A1		7356 <sup>53</sup>	27356 <sup>70</sup>	47356	9086	29086	4524	N/A	N/A	3
----------------	-------	--	--------------------	---------------------	-------	------	-------	------	-----	-----	---

## ODYSSEY

V6 3.5L 3471cc	J35A6		7356 <sup>53</sup>	27356 <sup>70</sup>	47356	2844	22844	4815	224815	4234815	3
	J35A7		7356 <sup>53</sup>	27356 <sup>70</sup>	47356	2844	22844	4815	224815	4234815	3

## PILOT

V6 3.5L 3471cc	J35A9		7356 <sup>53</sup>	27356 <sup>70</sup>	47356	6802	26802	4897	224897	N/A	3
	J35Z1		7356 <sup>53</sup>	27356 <sup>70</sup>	47356	6802	26802	4897	224897	N/A	3

## RIDGELINE

V6 3.5L 3471cc	J35A9		7356 <sup>53</sup>	27356 <sup>70</sup>	47356	9119	29119	4815	224815	4234815	3
----------------	-------	--	--------------------	---------------------	-------	------	-------	------	--------	---------	---

## S2000

L4 2.2L 2157cc			1334 <sup>53</sup>	21334 <sup>70</sup>	41334	9003	N/A	4803	N/A	N/A	6
----------------	--	--	--------------------	---------------------	-------	------	-----	------	-----	-----	---

## 2006

## ACCORD

L4 2.4L 2354cc	K24A8		7356 <sup>53</sup>	27356 <sup>70</sup>	47356	6831	26831	4815	224815	4234815	3
V6 3.0L 2997cc	J30A5		7356 <sup>53</sup>	27356 <sup>70</sup>	47356	9063	29063	4815	224815	4234815	3

## ACCORD HYBRID

V6 3.0L 2997cc Electric/Gas	JNA1		7356 <sup>53</sup>	27356 <sup>70</sup>	47356	9220	N/A	4815	224815	4234815	3
-----------------------------	------	--	--------------------	---------------------	-------	------	-----	------	--------	---------	---

## CIVIC

L4 1.8L 1799cc	R18A1		7356 <sup>53</sup>	27356 <sup>70</sup>	47356	9065	29065	4815	224815	4234815	3
L4 1.8L 1799cc CNG	R18A4		7356 <sup>53</sup>	27356 <sup>70</sup>	47356	9065	29065	4815	224815	4234815	3
L4 2.0L 1998cc	K20Z3		7356 <sup>53</sup>	27356 <sup>70</sup>	47356	9120	29120	4815	224815	4234815	3

## CIVIC HYBRID

L4 1.3L 1339cc Electric/Gas	LDA2		7356 <sup>53</sup>	27356 <sup>70</sup>	47356	9157	29157	4815	224815	4234815	3
-----------------------------	------	--	--------------------	---------------------	-------	------	-------	------	--------	---------	---

## CR-V

L4 2.4L 2354cc	K24A1		7356 <sup>53</sup>	27356 <sup>70</sup>	47356	2188	22188	4817	224817	4234817	3
----------------	-------	--	--------------------	---------------------	-------	------	-------	------	--------	---------	---

## ELEMENT

L4 2.4L 2354cc	K24A4		7356 <sup>53</sup>	27356 <sup>70</sup>	47356	2188	22188	4817	224817	4234817	3
----------------	-------	--	--------------------	---------------------	-------	------	-------	------	--------	---------	---

## FIT

L4 1.5L 1497cc (Mex.)			1334 <sup>53</sup>	21334 <sup>70</sup>	41334			N/A	N/A	N/A	
-----------------------	--	--	--------------------	---------------------	-------	--	--	-----	-----	-----	--

## INSIGHT

L3 1.0L 995cc Electric/Gas	ECA1		1365	21365 <sup>70</sup>	41365	6499	N/A	4877	224877	N/A	3
----------------------------	------	--	------	---------------------	-------	------	-----	------	--------	-----	---

## ODYSSEY

V6 3.5L 3471cc	J35A6		7356 <sup>53</sup>	27356 <sup>70</sup>	47356	2844	22844	4815	224815	4234815	3
	J35A7		7356 <sup>53</sup>	27356 <sup>70</sup>	47356	2844	22844	4815	224815	4234815	3

## PILOT

V6 3.5L 3471cc	J35A9		7356 <sup>53</sup>	27356 <sup>70</sup>	47356	6802	26802	4897	224897	N/A	3
	J35Z1		7356 <sup>53</sup>	27356 <sup>70</sup>	47356	6802	26802	4897	224897	N/A	3

## RIDGELINE

V6 3.5L 3471cc	J35A9		7356 <sup>53</sup>	27356 <sup>70</sup>	47356	9119	29119	4815	224815	4234815	3
----------------	-------	--	--------------------	---------------------	-------	------	-------	------	--------	---------	---

N/A = Not Available N/R = Not Required N/S = Not Servicable For cabin air locator chart, see pages 5-12 See pages 13-16 for footnotes

1) ProSelect - Normal Driving - Traditional Change Intervals 2) NAPA Gold - Severe Driving - OE Recommended intervals 3) NAPA Platinum - Harsh Driving - OE Recommend Intervals

N/A = Non disponible N/R = Non nécessaire N/S = Non réparable Voir le tableau des filtres et d'habitacle aux pages 5-12 Voir pages 13-16 pour des notes

1) NAPA ProSelect et Argent - Conduite normale - Intervalles normaux de remplacement 2) NAPA Or - Conduite difficile - Intervalles recommandés par FEO 3) NAPA Platine - Conduite très difficile - Intervalles recommandés par FEO

N/A = No disponible N/R = No requerido N/S = No Servicable Para el aire de la cabina y tabla de localización de filtro, consulte las páginas 5-12 Ver las páginas 13-16 para las notas al pie de página

1) NAPA ProSelect y Plata - Manejo normal - Intervalos normales de cambio 2) NAPA Oro - Manejo difícil - Intervalos recomendados por el OEM 3) NAPA Platino - Manejo muy difícil - Intervalos recomendados por el OEM

Italicized Part Numbers May Not Be Available.

Las piezas con números en *italicas* pueden no estar disponibles.  
Les numéros de pièce en *italiques* peuvent ne pas être disponibles.





## Pass Car Light Truck - Oil - Air - Cabin

HONDA 2006-2004

Year/Año/Année Model/Modelo/Modèle Engine/Motor/Moteur	Eng. Code Código de motor Code moteur	VIN NIV NIV	GOLD Oil Aceite Huile	ProSelect Oil Aceite Huile	Platinum Oil Aceite Huile	GOLD Air Aire Air	ProSelect Air Aire Air	GOLD Cabin Air Cabina Aire Cabine Air	ProSelect Cabin Air Cabina Aire Cabine Air	Platinum Cabin Air Cabina Aire Cabine Air	Loc. Cabin Air Cabina Aire Cabine Air
--	---	-------------------	--------------------------------	-------------------------------------	------------------------------------	----------------------------	---------------------------------	--	---	--	--

## HONDA (Cont'd/Suite)

## 2006 (Cont'd/Suite)

## S2000

L4 2.2L 2157cc			1334 <sup>53</sup>	21334 <sup>70</sup>	41334	9003	N/A	4803	N/A	N/A	6
----------------	--	--	--------------------	---------------------	-------	------	-----	------	-----	-----	---

## 2005

## ACCORD

L4 2.4L 2354cc	K24A4		7356 <sup>53</sup>	27356 <sup>70</sup>	47356	6831	26831	4815	224815	4234815	3
V6 3.0L 2997cc	J30A4		7356 <sup>53</sup>	27356 <sup>70</sup>	47356	6832	26832	4815	224815	4234815	3

## ACCORD HYBRID

V6 3.0L 2997cc Electric/Gas	JNA1		7356 <sup>53</sup>	27356 <sup>70</sup>	47356	9220	N/A	4815	224815	4234815	3
-----------------------------	------	--	--------------------	---------------------	-------	------	-----	------	--------	---------	---

## CIVIC

L4 1.7L 1700cc			7356 <sup>53</sup>	27356 <sup>70</sup>	47356	2564	22564	4817	224817	4234817	3
L4 2.0L 1998cc	K20A3		7356 <sup>53</sup>	27356 <sup>70</sup>	47356	2188	22188	4817	224817	4234817	3

## CIVIC HYBRID

L4 1.3L 1339cc Electric/Gas	LDA1		7356 <sup>53</sup>	27356 <sup>70</sup>	47356	9051	29051	4817	224817	4234817	3
-----------------------------	------	--	--------------------	---------------------	-------	------	-------	------	--------	---------	---

## CR-V

L4 2.4L 2354cc	K24A1		7356 <sup>53</sup>	27356 <sup>70</sup>	47356	2188	22188	4817	224817	4234817	3
----------------	-------	--	--------------------	---------------------	-------	------	-------	------	--------	---------	---

## ELEMENT

L4 2.4L 2354cc	K24A4		7356 <sup>53</sup>	27356 <sup>70</sup>	47356	2188	22188	4817	224817	4234817	3
----------------	-------	--	--------------------	---------------------	-------	------	-------	------	--------	---------	---

## INSIGHT

L3 1.0L 995cc Electric/Gas	ECA1		1365	21365 <sup>70</sup>	41365	6499	N/A	4877	224877	N/A	3
----------------------------	------	--	------	---------------------	-------	------	-----	------	--------	-----	---

## ODYSSEY

V6 3.5L 3471cc	J35A6		7356 <sup>53</sup>	27356 <sup>70</sup>	47356	2844	22844	4815	224815	4234815	3
	J35A7		7356 <sup>53</sup>	27356 <sup>70</sup>	47356	2844	22844	4815	224815	4234815	3

## PILOT

V6 3.5L 3471cc	J35A6		7356 <sup>53</sup>	27356 <sup>70</sup>	47356	6802	26802	4897	224897	N/A	3
----------------	-------	--	--------------------	---------------------	-------	------	-------	------	--------	-----	---

## S2000

L4 2.2L 2157cc			1334 <sup>53</sup>	21334 <sup>70</sup>	41334	N/A <sup>61</sup>	N/A <sup>61</sup>	4803	N/A	N/A	6
----------------	--	--	--------------------	---------------------	-------	-------------------	-------------------	------	-----	-----	---

## 2004

## ACCORD

L4 2.4L 2354cc	K24A4		7356 <sup>53</sup>	27356 <sup>70</sup>	47356	6831	26831	4815	224815	4234815	3
V6 3.0L 2997cc	J30A4		7356 <sup>53</sup>	27356 <sup>70</sup>	47356	6832	26832	4815	224815	4234815	3

## CIVIC

L4 1.7L 1700cc			7356 <sup>53</sup>	27356 <sup>70</sup>	47356	2564	22564	4817	224817	4234817	3
L4 2.0L 1998cc	K20A3		7356 <sup>53</sup>	27356 <sup>70</sup>	47356	2188	22188	4817	224817	4234817	3

## CIVIC HYBRID

L4 1.3L 1339cc Electric/Gas	LDA1		7356 <sup>53</sup>	27356 <sup>70</sup>	47356	9051	29051	4817	224817	4234817	3
-----------------------------	------	--	--------------------	---------------------	-------	------	-------	------	--------	---------	---

## CR-V

L4 2.4L 2354cc	K24A1		7356 <sup>53</sup>	27356 <sup>70</sup>	47356	2188	22188	4817	224817	4234817	3
----------------	-------	--	--------------------	---------------------	-------	------	-------	------	--------	---------	---

## ELEMENT

L4 2.4L 2354cc	K24A4		7356 <sup>53</sup>	27356 <sup>70</sup>	47356	2188	22188	4817	224817	4234817	3
----------------	-------	--	--------------------	---------------------	-------	------	-------	------	--------	---------	---

## INSIGHT

L3 1.0L 995cc Electric/Gas	ECA1		1365	21365 <sup>70</sup>	41365	6499	N/A	4877	224877	N/A	3
----------------------------	------	--	------	---------------------	-------	------	-----	------	--------	-----	---

## ODYSSEY

V6 3.5L 3474cc	J35A4		7356 <sup>53</sup>	27356 <sup>70</sup>	47356	6803	26803	4897	224897	N/A	3
----------------	-------	--	--------------------	---------------------	-------	------	-------	------	--------	-----	---

## PILOT

V6 3.5L 3471cc	J35A4		7356 <sup>53</sup>	27356 <sup>70</sup>	47356	6802	26802	4897	224897	N/A	3
----------------	-------	--	--------------------	---------------------	-------	------	-------	------	--------	-----	---

## S2000

L4 2.2L 2157cc			1334 <sup>53</sup>	21334 <sup>70</sup>	41334	N/A <sup>61</sup>	N/A <sup>61</sup>	4803	N/A	N/A	6
----------------	--	--	--------------------	---------------------	-------	-------------------	-------------------	------	-----	-----	---

N/A = Not Available N/R = Not Required N/S = Not Servicable For cabin air locator chart, see pages 5-12 See pages 13-16 for footnotes

1) ProSelect - Normal Driving - Traditional Change Intervals 2) NAPA Gold - Severe Driving - OE Recommended intervals 3) NAPA Platinum - Harsh Driving - OE Recommend Intervals

N/A = Non disponible N/R = Non nécessaire N/S = Non réparable Voir le tableau des filtres et d'habitacle aux pages 5-12 Voir pages 13-16 pour des notes

1) NAPA ProSelect et Argent - Conduite normale - Intervalles normaux de remplacement 2) NAPA Or - Conduite difficile - Intervalles recommandés par FEO 3) NAPA Platine - Conduite très difficile - Intervalles recommandés par FEO

N/A = No disponible N/R = No requerido N/S = No Servicable Para el aire de la cabina y tabla de localización de filtro, consulte las páginas 5-12 Ver las páginas 13-16 para las notas al pie de página

1) NAPA ProSelect y Plata - Manejo normal - Intervalos normales de cambio 2) NAPA Oro - Manejo difícil - Intervalos recomendados por el OEM 3) NAPA Platino - Manejo muy difícil - Intervalos recomendados por el OEM

*Italicized Part Numbers May Not Be Available.*

Las piezas con números en *italicas* pueden no estar disponibles.

Les numéros de pièce en *italiques* peuvent ne pas être disponibles.

P  
a  
s  
s  
C  
a  
r  
L  
i  
g  
h  
t  
T  
r  
u  
c  
k  
O  
i  
l  
-  
A  
i  
r  
-  
C  
a  
b  
i  
n



HONDA 2003-2001

## Pass Car Light Truck - Oil - Air - Cabin

Year/Año/Année Model/Modelo/Modelé Engine/Motor/Moteur	Eng. Code Código de motor Code moteur	VIN NIV NIV	GOLD Oil Aceite Huile	ProSelect Oil Aceite Huile	Platinum Oil Aceite Huile	GOLD Air Aire Air	ProSelect Air Aire Air	GOLD Cabin Air Cabina Aire Cabine Air	ProSelect Cabin Air Cabina Aire Cabine Air	Platinum Cabin Air Cabina Aire Cabine Air	Loc. Cabin Air Cabina Aire Cabine Air
--	---	-------------------	--------------------------------	-------------------------------------	------------------------------------	----------------------------	---------------------------------	--	---	--	--

## HONDA (Cont'd/Suite)

2003

## ACCORD

L4 2.4L 2354cc	K24A4		7356 <sup>53</sup>	27356 <sup>70</sup>	47356	6831	26831	4815	224815	4234815	3
V6 3.0L 2997cc	J30A4		7356 <sup>53</sup>	27356 <sup>70</sup>	47356	6832	26832	4815	224815	4234815	3

## CIVIC

L4 1.7L 1700cc			7356 <sup>53</sup>	27356 <sup>70</sup>	47356	2564	22564	4817	224817	4234817	3
L4 2.0L 1998cc 122 CID			7356 <sup>53</sup>	27356 <sup>70</sup>	47356	2188	22188	4817	224817	4234817	3

## CIVIC HYBRID

L4 1.3L 1339cc Electric/Gas	LDA1		7356 <sup>53</sup>	27356 <sup>70</sup>	47356	9051	29051	4817	224817	4234817	3
-----------------------------	------	--	--------------------	---------------------	-------	------	-------	------	--------	---------	---

## CR-V

L4 2.4L 2354cc	K24A1		7356 <sup>53</sup>	27356 <sup>70</sup>	47356	2188	22188	4817	224817	4234817	3
----------------	-------	--	--------------------	---------------------	-------	------	-------	------	--------	---------	---

## ELEMENT

L4 2.4L 2354cc	K24A4		7356 <sup>53</sup>	27356 <sup>70</sup>	47356	2188	22188	4817	224817	4234817	3
----------------	-------	--	--------------------	---------------------	-------	------	-------	------	--------	---------	---

## INSIGHT

L3 1.0L 995cc Electric/Gas	ECA1	1365		21365 <sup>70</sup>	41365	6499	N/A	4877	224877	N/A	3
----------------------------	------	------	--	---------------------	-------	------	-----	------	--------	-----	---

## ODYSSEY

V6 3.5L 3474cc	J35A4		7356 <sup>53</sup>	27356 <sup>70</sup>	47356	6803	26803	4897	224897	N/A	3
----------------	-------	--	--------------------	---------------------	-------	------	-------	------	--------	-----	---

## PILOT

V6 3.5L 3471cc	J35A4		7356 <sup>53</sup>	27356 <sup>70</sup>	47356	6802	26802	4897	224897	N/A	3
----------------	-------	--	--------------------	---------------------	-------	------	-------	------	--------	-----	---

## S2000

L4 2.0L 1997cc			1334 <sup>53</sup>	21334 <sup>70</sup>	41334	N/A <sup>61</sup>	N/A <sup>61</sup>	4803	N/A	N/A	6
----------------	--	--	--------------------	---------------------	-------	-------------------	-------------------	------	-----	-----	---

2002

## ACCORD

L4 2.3L 2254cc			1334 <sup>53</sup>	21334 <sup>70</sup>	41334	6443	26443	4752	224752	N/A	3
V6 3.0L 2997cc	J30A1		1334 <sup>53</sup>	21334 <sup>70</sup>	41334	6444	26444	4752	224752	N/A	3

## CIVIC

L4 1.7L 1700cc			7356 <sup>53</sup>	27356 <sup>70</sup>	47356	2564	22564	4817	224817	4234817	3
L4 2.0L 1998cc 122 CID			7356 <sup>53</sup>	27356 <sup>70</sup>	47356	2188	22188	4817	224817	4234817	3

## CR-V

L4 2.4L 2354cc	K24A1		7356 <sup>53</sup>	27356 <sup>70</sup>	47356	2188	22188	4817	224817	4234817	3
----------------	-------	--	--------------------	---------------------	-------	------	-------	------	--------	---------	---

## INSIGHT

L3 1.0L 995cc Electric/Gas	ECA1	1365		21365 <sup>70</sup>	41365	6499	N/A	4877	224877	N/A	3
----------------------------	------	------	--	---------------------	-------	------	-----	------	--------	-----	---

## ODYSSEY

V6 3.5L 3474cc	J35A4		1334 <sup>53</sup>	21334 <sup>70</sup>	41334	6803	26803	4897	224897	N/A	3
----------------	-------	--	--------------------	---------------------	-------	------	-------	------	--------	-----	---

## PASSPORT

V6 3.2L 3165cc	6VD1		1334 <sup>53</sup>	21334 <sup>70</sup>	41334	6006	26006	N/R	N/R	N/R	
----------------	------	--	--------------------	---------------------	-------	------	-------	-----	-----	-----	--

## S2000

L4 2.0L 1997cc			1334 <sup>53</sup>	21334 <sup>70</sup>	41334	N/A <sup>61</sup>	N/A <sup>61</sup>	4803	N/A	N/A	6
----------------	--	--	--------------------	---------------------	-------	-------------------	-------------------	------	-----	-----	---

2001

## ACCORD

L4 2.3L 2254cc			1334 <sup>53</sup>	21334 <sup>70</sup>	41334	6443	26443	4752	224752	N/A	3
V6 3.0L 2997cc	J30A1		1334 <sup>53</sup>	21334 <sup>70</sup>	41334	6444	26444	4752	224752	N/A	3

## CIVIC

L4 1.7L 1700cc			7356 <sup>53</sup>	27356 <sup>70</sup>	47356	2564	22564	4817	224817	4234817	3
----------------	--	--	--------------------	---------------------	-------	------	-------	------	--------	---------	---

## CR-V

L4 2.0L 1972cc	B20Z2		1334 <sup>53</sup>	21334 <sup>70</sup>	41334	6388	26388	4877	224877	N/A	3
----------------	-------	--	--------------------	---------------------	-------	------	-------	------	--------	-----	---

## INSIGHT

L3 1.0L 995cc Electric/Gas	ECA1	1365		21365 <sup>70</sup>	41365	6499	N/A	4877	224877	N/A	3
----------------------------	------	------	--	---------------------	-------	------	-----	------	--------	-----	---

## ODYSSEY

V6 3.5L 3474cc	J35A1		1334 <sup>53</sup>	21334 <sup>70</sup>	41334	2181	22181	4897	224897	N/A	3
----------------	-------	--	--------------------	---------------------	-------	------	-------	------	--------	-----	---

N/A = Not Available N/R = Not Required N/S = Not Servicable For cabin air locator chart, see pages 5-12 See pages 13-16 for footnotes

1) ProSelect - Normal Driving - Traditional Change Intervals 2) NAPA Gold - Severe Driving - OE Recommended intervals 3) NAPA Platinum - Harsh Driving - OE Recommend Intervals

N/A = Non disponible N/R = Non nécessaire N/S = Non réparable Voir le tableau des filtres et d'habitacle aux pages 5-12 Voir pages 13-16 pour des notes

1) NAPA ProSelect et Argent - Conduite normale - Intervalles normaux de remplacement 2) NAPA Or - Conduite difficile - Intervalles recommandés par FEO 3) NAPA Platine - Conduite très difficile - Intervalles recommandés par FEO

N/A = No disponible N/R = No requerido N/S = No Servicable Para el aire de la cabina y tabla de localización de filtro, consulte las páginas 5-12 Ver las páginas 13-16 para las notas al pie de página

1) NAPA ProSelect y Plata - Manejo normal - Intervalos normales de cambio 2) NAPA Oro - Manejo difícil - Intervalos recomendados por el OEM 3) NAPA Platino - Manejo muy difícil - Intervalos recomendados por el OEM

Italicized Part Numbers May Not Be Available.

Las piezas con números en *italicas* pueden no estar disponibles.  
Les numéros de pièce en *italiques* peuvent ne pas être disponibles.



Pass Car Light Truck - Oil - Air - Cabin

HONDA 2001 —  
HUMMER 2007

Year/Año/Année Model/Modelo/Modèle Engine/Motor/Moteur	Eng. Code Código de motor Code moteur	VIN NIV NIV	GOLD Oil Aceite Huile	ProSelect Oil Aceite Huile	Platinum Oil Aceite Huile	GOLD Air Aire Air	ProSelect Air Aire Air	GOLD Cabin Air Cabina Aire Cabine Air	ProSelect Cabin Air Cabina Aire Cabine Air	Platinum Cabin Air Cabina Aire Cabine Air	Loc. Cabin Air Cabina Aire Cabine Air
--	---	-------------------	--------------------------------	-------------------------------------	------------------------------------	----------------------------	---------------------------------	--	---	--	--

HONDA (Cont'd/Suite)

**2001** (Cont'd/Suite)

PASSPORT

V6 3.2L 3165cc	6VD1		1334 <sup>53</sup>	21334 <sup>70</sup>	41334	6006	26006	N/R	N/R	N/R	
----------------	------	--	--------------------	---------------------	-------	------	-------	-----	-----	-----	--

PRELUDE

L4 2.2L 2156cc			1334 <sup>53</sup>	21334 <sup>70</sup>	41334	6110	N/A	N/A <sup>61</sup>	N/A <sup>61</sup>	N/A <sup>61</sup>	3
----------------	--	--	--------------------	---------------------	-------	------	-----	-------------------	-------------------	-------------------	---

S2000

L4 2.0L 1997cc			1334 <sup>53</sup>	21334 <sup>70</sup>	41334	N/A <sup>61</sup>	N/A <sup>61</sup>	4803	N/A	N/A	6
----------------	--	--	--------------------	---------------------	-------	-------------------	-------------------	------	-----	-----	---

HUMMER

**2010**

H2

V8 6.2L 376 CID Flex	L9H		7060 <sup>53</sup>	27060 <sup>70</sup>	47060	6889	N/A	4814	224814	N/A	3
----------------------	-----	--	--------------------	---------------------	-------	------	-----	------	--------	-----	---

H3

L5 3.7L 3654cc 223 CID		E	1522 <sup>53</sup>	21522 <sup>70</sup>	41522	9429	29429	N/R	N/R	N/R	
------------------------	--	---	--------------------	---------------------	-------	------	-------	-----	-----	-----	--

H3 ALPHA

V8 5.3L 325 CID Flex	LH9	P	7060 <sup>53</sup>	27060 <sup>70</sup>	47060	9429	29429	N/R	N/R	N/R	
----------------------	-----	---	--------------------	---------------------	-------	------	-------	-----	-----	-----	--

V8 5.3L 5328cc 325 CID	LH8	P	7060 <sup>53</sup>	27060 <sup>70</sup>	47060	9429	29429	N/R	N/R	N/R	
------------------------	-----	---	--------------------	---------------------	-------	------	-------	-----	-----	-----	--

H3T

L5 3.7L 3654cc 223 CID		E	1522 <sup>53</sup>	21522	41522	9429	29429	N/R	N/R	N/R	
------------------------	--	---	--------------------	-------	-------	------	-------	-----	-----	-----	--

H3T ALPHA

V8 5.3L 325 CID Flex	LH9	P	7060 <sup>53</sup>	27060 <sup>70</sup>	47060	9429	29429	N/R	N/R	N/R	
----------------------	-----	---	--------------------	---------------------	-------	------	-------	-----	-----	-----	--

**2009**

H2

V8 6.2L 376 CID Flex	L9H	2	7060 <sup>53</sup>	27060 <sup>70</sup>	47060	6889	N/A	4814	224814	N/A	3
----------------------	-----	---	--------------------	---------------------	-------	------	-----	------	--------	-----	---

H3

L5 3.7L 3654cc 223 CID		E	1522 <sup>53</sup>	21522 <sup>70</sup>	41522	9429	29429	N/R	N/R	N/R	
------------------------	--	---	--------------------	---------------------	-------	------	-------	-----	-----	-----	--

H3 ALPHA

V8 5.3L 5328cc 325 CID	LH8	L	7060 <sup>53</sup>	27060 <sup>70</sup>	47060	9429	29429	N/R	N/R	N/R	
------------------------	-----	---	--------------------	---------------------	-------	------	-------	-----	-----	-----	--

H3T

L5 3.7L 3654cc 223 CID		E	1522 <sup>53</sup>	21522	41522	9429	29429	N/R	N/R	N/R	
------------------------	--	---	--------------------	-------	-------	------	-------	-----	-----	-----	--

H3T ALPHA

V8 5.3L 5328cc 325 CID	LH8	L	7060 <sup>53</sup>	27060 <sup>70</sup>	47060	9429	29429	N/R	N/R	N/R	
------------------------	-----	---	--------------------	---------------------	-------	------	-------	-----	-----	-----	--

H3X

L5 3.7L 3654cc 223 CID		E	1522 <sup>53</sup>	21522 <sup>70</sup>	41522	9429	29429	N/R	N/R	N/R	
------------------------	--	---	--------------------	---------------------	-------	------	-------	-----	-----	-----	--

**2008**

H2

V8 6.2L 6199cc 378 CID	L92	8	7060 <sup>53</sup>	27060 <sup>70</sup>	47060	6889	N/A	4814	224814	N/A	3
------------------------	-----	---	--------------------	---------------------	-------	------	-----	------	--------	-----	---

H3

L5 3.7L 3654cc 223 CID		E	1522 <sup>53</sup>	21522 <sup>70</sup>	41522	9429	29429	N/R	N/R	N/R	
------------------------	--	---	--------------------	---------------------	-------	------	-------	-----	-----	-----	--

H3 ALPHA

V8 5.3L 5328cc 325 CID	LH8	L	7060 <sup>53</sup>	27060 <sup>70</sup>	47060	9429	29429	N/R	N/R	N/R	
------------------------	-----	---	--------------------	---------------------	-------	------	-------	-----	-----	-----	--

**2007**

H2

V8 6.0L 5967cc 364 CID		U	7060 <sup>53</sup>	27060 <sup>70</sup>	47060	6889	N/A	N/R	N/R	N/R	
------------------------	--	---	--------------------	---------------------	-------	------	-----	-----	-----	-----	--

H3

L5 3.7L 3654cc 223 CID		E	1522 <sup>53</sup>	21522 <sup>70</sup>	41522	2013	22013	N/R	N/R	N/R	
------------------------	--	---	--------------------	---------------------	-------	------	-------	-----	-----	-----	--

N/A = Not Available N/R = Not Required N/S = Not Servicable For cabin air locator chart, see pages 5-12 See pages 13-16 for footnotes

1) ProSelect - Normal Driving - Traditional Change Intervals 2) NAPA Gold - Severe Driving - OE Recommended intervals 3) NAPA Platinum - Harsh Driving - OE Recommend Intervals

N/A = Non disponible N/R = Non nécessaire N/S = Non réparable Voir le tableau des filtres et d'habitacle aux pages 5-12 Voir pages 13-16 pour des notes

1) NAPA ProSelect et Argent - Conduite normale - Intervalles normaux de remplacement 2) NAPA Or - Conduite difficile - Intervalles recommandés par FEO 3) NAPA Platine - Conduite très difficile - Intervalles recommandés par FEO

N/A = No disponible N/R = No requerido N/S = No Servicable Para el aire de la cabina y tabla de localización de filtro, consulte las páginas 5-12 Ver las páginas 13-16 para las notas al pie de página

1) NAPA ProSelect y Plata - Manejo normal - Intervalos normales de cambio 2) NAPA Oro - Manejo difícil - Intervalos recomendados por el OEM 3) NAPA Platino - Manejo muy difícil - Intervalos recomendados por el OEM

*Italicized Part Numbers May Not Be Available.*

Las piezas con números en *italicas* pueden no estar disponibles.

Les numéros de pièce en *italiques* peuvent ne pas être disponibles.

P  
a  
s  
s  
C  
a  
r  
L  
i  
g  
h  
t  
T  
r  
u  
c  
k  
O  
i  
l  
-  
A  
i  
r  
-  
C  
a  
b  
i  
n



Pass Car Light Truck - Oil - Air - Cabin

Year/Año/Année Model/Modelo/Modèle Engine/Motor/Moteur	Eng. Code Código de motor Code moteur	VIN NIV NIV	GOLD Oil Aceite Huile	ProSelect Oil Aceite Huile	Platinum Oil Aceite Huile	GOLD Air Aire Air	ProSelect Air Aire Air	GOLD Cabin Air Cabina Aire Cabine Air	ProSelect Cabin Air Cabina Aire Cabine Air	Platinum Cabin Air Cabina Aire Cabine Air	Loc. Cabin Air Cabina Aire Cabine Air
--	---	-------------------	--------------------------------	-------------------------------------	------------------------------------	----------------------------	---------------------------------	--	---	--	--

HUMMER (Cont'd/Suite)

**2006**

H1											
V8 6.6L 400 CID Turbo Diesel		3	7202 <sup>53</sup>	27202 <sup>70</sup>	47202	2105 Round N/A Conical	N/A Round N/A Conical	N/R	N/R	N/R	
H2											
V8 6.0L 5967cc 364 CID		U	1042 <sup>53</sup>	21042 <sup>70</sup>	41042	6889	N/A	N/R	N/R	N/R	
H3											
L5 3.5L 3460cc 211 CID		6	1522 <sup>53</sup>	21522 <sup>70</sup>	41522	2013	22013	N/R	N/R	N/R	

**2005**

H2											
V8 6.5L 5967cc 364 CID		U	1042 <sup>53</sup>	21042 <sup>70</sup>	41042	6889	N/A	4814	224814	N/A	3

**2004**

H1											
V8 6.5L 395 CID Turbo Diesel		F	1060 <sup>53</sup>	21060 <sup>70</sup>	41060	2105	N/A	N/R	N/R	N/R	
H2											
V8 6.0L 5967cc 364 CID		U	1042 <sup>53</sup>	21042 <sup>70</sup>	41042	6889	N/A	4814	224814	N/A	3

**2003**

H1											
V8 6.5L 395 CID Turbo Diesel		F	1060 <sup>53</sup>	21060 <sup>70</sup>	41060	2105	N/A	N/R	N/R	N/R	
H2											
V8 6.0L 5967cc 364 CID		U	1042 <sup>53</sup>	21042 <sup>70</sup>	41042	6889	N/A	4814	224814	N/A	3

**2002**

H1											
V8 6.5L 395 CID Turbo Diesel		F	1060 <sup>53</sup>	21060 <sup>70</sup>	41060	2105	N/A	N/R	N/R	N/R	

**2001**

HUMMER											
V8 6.5L 395 CID Turbo Diesel		Z	1060 <sup>53</sup>	21060 <sup>70</sup>	41060	2105	N/A	N/R	N/R	N/R	

HYUNDAI

**2023**

ELANTRA											
L4 1.6L 1600CC 98CID Turbo						201233	N/A	N/A	N/A	N/A	
L4 2.0L 1999cc		H	100521	N/A	N/A	201233	N/A	N/A	N/A	N/A	
ELANTRA Hybrid											
L4 1.6L 1580CC 96CID Electric/Gas			1334 <sup>53</sup>	21334 <sup>70</sup>	41334	201090	2201090	N/A	N/A	N/A	
ELANTRA N											
L4 2.0L 1998CC 122CID Turbo		H				201233	N/A	N/A	N/A	N/A	
Ioniq 5											
Electric Electric			N/S	N/S	N/A	N/S	N/S	N/A	N/A	N/A	
Kona											
Electric Electric		E	N/R	N/R	N/R	N/S	N/S	230265 <sup>79</sup>	2230265 <sup>79</sup>	N/A <sup>79</sup>	3
L4 1.6L Turbo		E				200420	2200420	230265 <sup>79</sup>	2230265 <sup>79</sup>	N/A <sup>79</sup>	3
L4 2.0L 1999cc		E	100521	N/A	N/A	200420	2200420	230265 <sup>79</sup>	2230265 <sup>79</sup>	N/A <sup>79</sup>	3
Kona N											
L4 2.0L 1998CC 122CID Turbo		H	1334 <sup>53</sup>	21334 <sup>70</sup>	41334	201112	N/A	230265	2230265	N/A	
NEXO											
Electric Electric			N/S	N/S	N/A	N/S	N/S	N/A	N/A	N/A	

N/A = Not Available N/R = Not Required N/S = Not Servicable For cabin air locator chart, see pages 5-12 See pages 13-16 for footnotes

1) ProSelect - Normal Driving - Traditional Change Intervals 2) NAPA Gold - Severe Driving - OE Recommended intervals 3) NAPA Platinum - Harsh Driving - OE Recommend Intervals

N/A = Non disponible N/R = Non nécessaire N/S = Non réparable Voir le tableau des filtres et d'habitacle aux pages 5-12 Voir pages 13-16 pour des notes

1) NAPA ProSelect et Argent - Conduite normale - Intervalles normaux de remplacement 2) NAPA Or - Conduite difficile - Intervalles recommandés par FEO 3) NAPA Platine - Conduite très difficile - Intervalles recommandés par FEO

N/A = No disponible N/R = No requerido N/S = No Servicable Para el aire de la cabina y tabla de localización de filtro, consulte las páginas 5-12 Ver las páginas 13-16 para las notas al pie de página

1) NAPA ProSelect y Plata - Manejo normal - Intervalos normales de cambio 2) NAPA Oro - Manejo difícil - Intervalos recomendados por el OEM 3) NAPA Platino - Manejo muy difícil - Intervalos recomendados por el OEM

*Italicized Part Numbers May Not Be Available.*

Las piezas con números en *italicas* pueden no estar disponibles.  
Les numéros de pièce en *italiques* peuvent ne pas être disponibles.



Pass Car Light Truck - Oil - Air - Cabin

HYUNDAI 2023-2022

Year/Año/Année Model/Modelo/Modèle Engine/Motor/Moteur	Eng. Code Código de motor Code moteur	VIN NIV NIV	GOLD Oil Aceite Huile	ProSelect Oil Aceite Huile	Platinum Oil Aceite Huile	GOLD Air Aire Air	ProSelect Air Aire Air	GOLD Cabin Air Cabina Aire Cabine Air	ProSelect Cabin Air Cabina Aire Cabine Air	Platinum Cabin Air Cabina Aire Cabine Air	Loc. Cabin Air Cabina Aire Cabine Air
--	---	-------------------	--------------------------------	-------------------------------------	------------------------------------	----------------------------	---------------------------------	--	---	--	--

HYUNDAI (Cont'd/Suite)

**2023** (Cont'd/Suite)

**PALISADE**

V6 3.8L 3778cc			100033	2100033	4100033	200271	2200271	230080	N/A	N/A	
----------------	--	--	--------	---------	---------	--------	---------	--------	-----	-----	--

**SANTA CRUZ**

L4 2.5L 2500CC 153CID		E				201090	2201090	N/A	N/A	N/A	
L4 2.5L 2500CC 153CID Turbo		F				201090	2201090	N/A	N/A	N/A	

**SANTA FE**

L4 2.5L 2500CC 153CID						201090	2201090	N/A	N/A	N/A	
L4 2.5L 2500CC 153CID Turbo						201090	2201090	N/A	N/A	N/A	

**SANTA FE HYBRID**

L4 1.6L 1600CC 98CID Turbo						201259	N/A	N/A	N/A	N/A	
----------------------------	--	--	--	--	--	--------	-----	-----	-----	-----	--

**SONATA**

L4 1.6L 1600CC 98CID Turbo						201090	2201090	N/A	N/A	N/A	
L4 2.5L 2500CC 153CID						201090	2201090	N/A	N/A	N/A	

**SONATA HYBRID**

L4 2.0L 1999cc Electric/Gas			100521	N/A	N/A	201259	N/A	N/A	N/A	N/A	
-----------------------------	--	--	--------	-----	-----	--------	-----	-----	-----	-----	--

**TUCSON**

L4 1.6L 1591cc 97 CID Turbo						201090	2201090	N/A	N/A	N/A	
L4 2.5L 2500CC 153CID						201090	2201090	N/A	N/A	N/A	

**TUCSON Hybrid**

L4 1.6L 1591cc 97 CID Turbo						201259	N/A	N/A	N/A	N/A	
-----------------------------	--	--	--	--	--	--------	-----	-----	-----	-----	--

**VENUE**

L4 1.6L 1600CC 98CID		GAMMA				201091	N/A	230265	2230265	N/A	
----------------------	--	-------	--	--	--	--------	-----	--------	---------	-----	--

**2022**

**ACCENT**

L4 1.6L 1600CC 98CID						200835	N/A	230319	N/A	N/A	
----------------------	--	--	--	--	--	--------	-----	--------	-----	-----	--

**ELANTRA**

L4 1.6L 1600CC 98CID Turbo						201233	N/A	N/A	N/A	N/A	
L4 2.0L 1999cc		H	100521	N/A	N/A	201233	N/A	N/A	N/A	N/A	

**ELANTRA Hybrid**

L4 1.6L 1580CC 96CID Electric/Gas			1334 <sup>53</sup>	21334 <sup>70</sup>	41334	N/A	N/A	N/A	N/A	N/A	
-----------------------------------	--	--	--------------------	---------------------	-------	-----	-----	-----	-----	-----	--

**ELANTRA N**

L4 2.0L 1998CC 122CID Turbo		H				201233	N/A	N/A	N/A	N/A	
-----------------------------	--	---	--	--	--	--------	-----	-----	-----	-----	--

**IONIQ Hybrid**

L4 1.6L 1580CC 96CID Electric/Gas			1334 <sup>53</sup>	21334 <sup>70</sup>	41334	200770	N/A	232064	N/A	N/A	
-----------------------------------	--	--	--------------------	---------------------	-------	--------	-----	--------	-----	-----	--

**Kona**

Electric Electric		E	N/R	N/R	N/R	N/S	N/S	230265 <sup>79</sup>	2230265 <sup>79</sup>	N/A <sup>79</sup>	3
L4 1.6L Turbo		E				200420	2200420	230265 <sup>79</sup>	2230265 <sup>79</sup>	N/A <sup>79</sup>	3
L4 2.0L 1999cc		E	100521	N/A	N/A	200420	2200420	230265 <sup>79</sup>	2230265 <sup>79</sup>	N/A <sup>79</sup>	3

**Kona N**

L4 2.0L 1998CC 122CID Turbo		H	1334	21334	41334	201112	N/A	230265	2230265	N/A	
-----------------------------	--	---	------	-------	-------	--------	-----	--------	---------	-----	--

**NEXO**

Electric Electric			N/S	N/S	N/A	N/S	N/S	N/A	N/A	N/A	
-------------------	--	--	-----	-----	-----	-----	-----	-----	-----	-----	--

**PALISADE**

V6 3.8L 3778cc			100033	2100033	4100033	200271	2200271	230080	N/A	N/A	
----------------	--	--	--------	---------	---------	--------	---------	--------	-----	-----	--

**SANTA CRUZ**

L4 2.5L 2500CC 153CID		E				201090	2201090	N/A	N/A	N/A	
L4 2.5L 2500CC 153CID Turbo		F				201090	2201090	N/A	N/A	N/A	

**SANTA FE**

L4 2.5L 2500CC 153CID						201090	2201090	N/A	N/A	N/A	
L4 2.5L 2500CC 153CID Turbo						201090	2201090	N/A	N/A	N/A	

N/A = Not Available N/R = Not Required N/S = Not Servicable For cabin air locator chart, see pages 5-12 See pages 13-16 for footnotes

1) ProSelect - Normal Driving - Traditional Change Intervals 2) NAPA Gold - Severe Driving - OE Recommended intervals 3) NAPA Platinum - Harsh Driving - OE Recommend Intervals

N/A = Non disponible N/R = Non nécessaire N/S = Non réparable Voir le tableau des filtres et d'habitacle aux pages 5-12 Voir pages 13-16 pour des notes

1) NAPA ProSelect et Argent - Conduite normale - Intervalles normaux de remplacement 2) NAPA Or - Conduite difficile - Intervalles recommandés par FEO 3) NAPA Platine - Conduite très difficile - Intervalles recommandés par FEO

N/A = No disponible N/R = No requerido N/S = No Servicable Para el aire de la cabina y tabla de localización de filtro, consulte las páginas 5-12 Ver las páginas 13-16 para las notas al pie de página

1) NAPA ProSelect y Plata - Manejo normal - Intervalos normales de cambio 2) NAPA Oro - Manejo difícil - Intervalos recomendados por el OEM 3) NAPA Platino - Manejo muy difícil - Intervalos recomendados por el OEM

*Italicized Part Numbers May Not Be Available.*

Las piezas con números en *italicas* pueden no estar disponibles.

Les numéros de pièce en *italiques* peuvent ne pas être disponibles.

P  
a  
s  
s  
C  
a  
r  
L  
i  
g  
h  
t  
T  
r  
u  
c  
k  
O  
i  
l  
-  
A  
i  
r  
-  
C  
a  
b  
i  
n



HYUNDAI 2022-2021

## Pass Car Light Truck - Oil - Air - Cabin

Year/Año/Année Model/Modelo/Modèle Engine/Motor/Moteur	Eng. Code Código de motor Code moteur	VIN NIV NIV	GOLD Oil Aceite Huile	ProSelect Oil Aceite Huile	Platinum Oil Aceite Huile	GOLD Air Aire Air	ProSelect Air Aire Air	GOLD Cabin Air Cabina Aire Cabine Air	ProSelect Cabin Air Cabina Aire Cabine Air	Platinum Cabin Air Cabina Aire Cabine Air	Loc. Cabin Air Cabina Aire Cabine Air
--	---	-------------------	--------------------------------	-------------------------------------	------------------------------------	----------------------------	---------------------------------	--	---	--	--

## HYUNDAI (Cont'd/Suite)

**2022** (Cont'd/Suite)

## SANTA FE HYBRID

L4 1.6L 1600CC 98CID Turbo						201259	N/A	N/A	N/A	N/A	
----------------------------	--	--	--	--	--	--------	-----	-----	-----	-----	--

## SONATA

L4 1.6L 1600CC 98CID Turbo						201090	2201090	N/A	N/A	N/A	
L4 2.5L 2500CC 153CID						201090	2201090	N/A	N/A	N/A	

## SONATA HYBRID

L4 2.0L 1999cc Electric/Gas			100521	N/A	N/A	201259	N/A	N/A	N/A	N/A	
-----------------------------	--	--	--------	-----	-----	--------	-----	-----	-----	-----	--

## TUCSON

L4 1.6L 1591cc 97 CID Turbo						201090	2201090	N/A	N/A	N/A	
L4 2.5L 2500CC 153CID						201090	2201090	N/A	N/A	N/A	

## TUCSON Hybrid

L4 1.6L 1591cc 97 CID Turbo						201259	N/A	N/A	N/A	N/A	
-----------------------------	--	--	--	--	--	--------	-----	-----	-----	-----	--

## VELOSTER N Performance Package

L4 2.0L 1998CC 122CID Turbo	GDI		1334 <sup>53</sup>	21334 <sup>70</sup>	41334	201112	N/A	230265	2230265	N/A	
-----------------------------	-----	--	--------------------	---------------------	-------	--------	-----	--------	---------	-----	--

## VENUE

L4 1.6L 1600CC 98CID	GAMMA					201091	N/A	230265	2230265	N/A	
----------------------	-------	--	--	--	--	--------	-----	--------	---------	-----	--

**2021**

## ACCENT

L4 1.6L 1600CC 98CID						200835	N/A	230319	N/A	N/A	
----------------------	--	--	--	--	--	--------	-----	--------	-----	-----	--

## ELANTRA

L4 1.6L 1600CC 98CID Turbo						201233	N/A	N/A	N/A	N/A	
L4 2.0L 1999cc	H		100521	N/A	N/A	201233	N/A	N/A	N/A	N/A	

## ELANTRA Hybrid

L4 1.6L 1580CC 96CID Electric/Gas			1334 <sup>53</sup>	21334 <sup>70</sup>	41334	N/A	N/A	N/A	N/A	N/A	
-----------------------------------	--	--	--------------------	---------------------	-------	-----	-----	-----	-----	-----	--

## IONIQ Hybrid

L4 1.6L 1580CC 96CID Electric/Gas			1334 <sup>53</sup>	21334 <sup>70</sup>	41334	200770	N/A	232064	N/A	N/A	
-----------------------------------	--	--	--------------------	---------------------	-------	--------	-----	--------	-----	-----	--

## Kona

Electric Electric		E	N/R	N/R	N/R	N/S	N/S	230265 <sup>79</sup>	2230265 <sup>79</sup>	N/A <sup>79</sup>	3
L4 1.6L Turbo		E	1334 <sup>53</sup>	21334 <sup>70</sup>	41334	200420	2200420	230265 <sup>79</sup>	2230265 <sup>79</sup>	N/A <sup>79</sup>	3
L4 2.0L 1999cc		E	1334 <sup>53</sup>	21334 <sup>70</sup>	41334	200420	2200420	230265 <sup>79</sup>	2230265 <sup>79</sup>	N/A <sup>79</sup>	3

## NEXO

Electric Electric			N/S	N/S	N/A	N/S	N/S	N/A	N/A	N/A	
-------------------	--	--	-----	-----	-----	-----	-----	-----	-----	-----	--

## PALISADE

V6 3.8L 3778cc			100033	2100033	4100033	200271	2200271	230080	N/A	N/A	
----------------	--	--	--------	---------	---------	--------	---------	--------	-----	-----	--

## SANTA FE

L4 2.5L 2500CC 153CID						201090	2201090	N/A	N/A	N/A	
L4 2.5L 2500CC 153CID Turbo						201090	2201090	N/A	N/A	N/A	

## SANTA FE HYBRID

L4 1.6L 1600CC 98CID Turbo						201259	N/A	N/A	N/A	N/A	
----------------------------	--	--	--	--	--	--------	-----	-----	-----	-----	--

## SONATA

L4 1.6L 1600CC 98CID Turbo						201090	2201090	N/A	N/A	N/A	
L4 2.5L 2500CC 153CID						201090	2201090	N/A	N/A	N/A	

## SONATA HYBRID

L4 2.0L 1999cc Electric/Gas			100521	N/A	N/A	201259	N/A	N/A	N/A	N/A	
-----------------------------	--	--	--------	-----	-----	--------	-----	-----	-----	-----	--

## TUCSON

L4 2.0L 1999cc			1334 <sup>53</sup>	21334 <sup>70</sup>	41334	200335	2200335	230265	2230265	N/A	
L4 2.4L 2351cc			1334 <sup>53</sup>	21334 <sup>70</sup>	41334	200335	2200335	230265	2230265	N/A	

## VELOSTER

L4 1.6L 1591cc 97 CID Turbo			1334 <sup>53</sup>	21334 <sup>70</sup>	41334	200420	2200420	230265	2230265	N/A	
L4 2L 2000CC 122CID			1334 <sup>53</sup>	21334 <sup>70</sup>	41334	200420	2200420	230265	2230265	N/A	

N/A = Not Available N/R = Not Required N/S = Not Servicable For cabin air locator chart, see pages 5-12 See pages 13-16 for footnotes

1) ProSelect - Normal Driving - Traditional Change Intervals 2) NAPA Gold - Severe Driving - OE Recommended intervals 3) NAPA Platinum - Harsh Driving - OE Recommend Intervals

N/A = Non disponible N/R = Non nécessaire N/S = Non réparable Voir le tableau des filtres et d'habitacle aux pages 5-12 Voir pages 13-16 pour des notes

1) NAPA ProSelect et Argent - Conduite normale - Intervalles normaux de remplacement 2) NAPA Or - Conduite difficile - Intervalles recommandés par FEO 3) NAPA Platine - Conduite très difficile - Intervalles recommandés par FEO

N/A = No disponible N/R = No requerido N/S = No Servicable Para el aire de la cabina y tabla de localización de filtro, consulte las páginas 5-12 Ver las páginas 13-16 para las notas al pie de página

1) NAPA ProSelect y Plata - Manejo normal - Intervalos normales de cambio 2) NAPA Oro - Manejo difícil - Intervalos recomendados por el OEM 3) NAPA Platino - Manejo muy difícil - Intervalos recomendados por el OEM

Italicized Part Numbers May Not Be Available.

Las piezas con números en *italicas* pueden no estar disponibles.  
Les numéros de pièce en *italiques* peuvent ne pas être disponibles.





Pass Car Light Truck - Oil - Air - Cabin

HYUNDAI 2021-2019

Year/Año/Année Model/Modelo/Modèle Engine/Motor/Moteur	Eng. Code Código de motor Code moteur	VIN NIV NIV	GOLD Oil Aceite Huile	ProSelect Oil Aceite Huile	Platinum Oil Aceite Huile	GOLD Air Aire Air	ProSelect Air Aire Air	GOLD Cabin Air Cabina Aire Cabine Air	ProSelect Cabin Air Cabina Aire Cabine Air	Platinum Cabin Air Cabina Aire Cabine Air	Loc. Cabin Air Cabina Aire Cabine Air
--	---	-------------------	--------------------------------	-------------------------------------	------------------------------------	----------------------------	---------------------------------	--	---	--	--

HYUNDAI (Cont'd/Suite)

**2021** (Cont'd/Suite)

VELOSTER N Performance Package

L4 2.0L 1998CC 122CID Turbo	GDI		1334 <sup>53</sup>	21334 <sup>70</sup>	41334	201112	N/A	230265	2230265	N/A	
-----------------------------	-----	--	--------------------	---------------------	-------	--------	-----	--------	---------	-----	--

VENUE

L4 1.6L 1600CC 98CID	GAMMA					201091	N/A	230265	2230265	N/A	
----------------------	-------	--	--	--	--	--------	-----	--------	---------	-----	--

**2020**

ACCENT

L4 1.6L 1600CC 98CID						200835	N/A	230319	N/A	N/A	
----------------------	--	--	--	--	--	--------	-----	--------	-----	-----	--

ELANTRA

L4 1.4L Turbo			1334 <sup>53</sup>	21334 <sup>70</sup>	41334	200420	2200420	230319	N/A	N/A	
L4 1.6L Turbo			1334 <sup>53</sup>	21334 <sup>70</sup>	41334	200420	2200420	230319	N/A	N/A	
L4 2.0L 1999cc	H		1334 <sup>53</sup>	21334 <sup>70</sup>	41334	200420	2200420	230319	N/A	N/A	

ELANTRA GT

L4 1.6L Turbo			1334 <sup>53</sup>	21334 <sup>70</sup>	41334	200420	2200420	230319	N/A	N/A	
L4 2.0L			1334 <sup>53</sup>	21334 <sup>70</sup>	41334	200420	2200420	230319	N/A	N/A	

IONIQ Hybrid

L4 1.6L 1580CC 96CID Electric/Gas			1334 <sup>53</sup>	21334 <sup>70</sup>	41334	200770	N/A	232064	N/A	N/A	
-----------------------------------	--	--	--------------------	---------------------	-------	--------	-----	--------	-----	-----	--

Kona

Electric Electric		E	N/R	N/R	N/R	N/S	N/S	230265 <sup>79</sup>	2230265 <sup>79</sup>	N/A <sup>79</sup>	3
L4 1.6L Turbo		E	1334 <sup>53</sup>	21334 <sup>70</sup>	41334	200420	2200420	230265 <sup>79</sup>	2230265 <sup>79</sup>	N/A <sup>79</sup>	3
L4 2.0L 1999cc		E	1334 <sup>53</sup>	21334 <sup>70</sup>	41334	200420	2200420	230265 <sup>79</sup>	2230265 <sup>79</sup>	N/A <sup>79</sup>	3

NEXO

Electric Electric			N/S	N/S	N/A	N/S	N/S	N/A	N/A	N/A	
-------------------	--	--	-----	-----	-----	-----	-----	-----	-----	-----	--

PALISADE

V6 3.8L 3778cc			100033	2100033	4100033	200271	2200271	230080	N/A	N/A	
----------------	--	--	--------	---------	---------	--------	---------	--------	-----	-----	--

SANTA FE SPORT

L4 2.0L 1998cc 122 CID Turbo		A	1334 <sup>53</sup>	21334 <sup>70</sup>	41334	200271	2200271	230367	N/A	N/A	3
L4 2.4L 2359cc		B	1334 <sup>53</sup>	21334 <sup>70</sup>	41334	200271	2200271	230367	N/A	N/A	3

SANTA FE XL

V6 3.3L 3342cc		F	100164	2100164	4100164	9670	29670	4013	224013	4234013	3
----------------	--	---	--------	---------	---------	------	-------	------	--------	---------	---

SONATA

L4 1.6L 1600CC 98CID Turbo						201090	2201090	N/A	N/A	N/A	
L4 2.5L 2500CC 153CID						201090	2201090	N/A	N/A	N/A	

SONATA HYBRID

L4 2.0L 1999cc Electric/Gas			100521	N/A	N/A	201259	N/A	N/A	N/A	N/A	
-----------------------------	--	--	--------	-----	-----	--------	-----	-----	-----	-----	--

TUCSON

L4 2.0L 1999cc			1334 <sup>53</sup>	21334 <sup>70</sup>	41334	200335	2200335	230265	2230265	N/A	
L4 2.4L 2351cc			1334 <sup>53</sup>	21334 <sup>70</sup>	41334	200335	2200335	230265	2230265	N/A	

VELOSTER

L4 1.6L 1591cc 97 CID Turbo			1334 <sup>53</sup>	21334 <sup>70</sup>	41334	200420	2200420	230265	2230265	N/A	
L4 2L 2000CC 122CID			1334 <sup>53</sup>	21334 <sup>70</sup>	41334	200420	2200420	230265	2230265	N/A	

VELOSTER N Performance Package

L4 2.0L 1998CC 122CID Turbo	GDI		1334 <sup>53</sup>	21334 <sup>70</sup>	41334	201112	N/A	230265	2230265	N/A	
-----------------------------	-----	--	--------------------	---------------------	-------	--------	-----	--------	---------	-----	--

VENUE

L4 1.6L 1600CC 98CID	GAMMA					201091	N/A	230265	2230265	N/A	
----------------------	-------	--	--	--	--	--------	-----	--------	---------	-----	--

**2019**

ACCENT

L4 1.6L 1600CC 98CID			1334 <sup>53</sup>	21334 <sup>70</sup>	41334	200835	N/A	230319	N/A	N/A	
----------------------	--	--	--------------------	---------------------	-------	--------	-----	--------	-----	-----	--

CRETA

L4 1.6L 1591cc 97 CID (Mex.)			1334 <sup>53</sup>	21334 <sup>70</sup>	41334	N/R	N/R	4484	224484	N/A	
------------------------------	--	--	--------------------	---------------------	-------	-----	-----	------	--------	-----	--

N/A = Not Available N/R = Not Required N/S = Not Servicable For cabin air locator chart, see pages 5-12 See pages 13-16 for footnotes

1) ProSelect - Normal Driving - Traditional Change Intervals 2) NAPA Gold - Severe Driving - OE Recommended intervals 3) NAPA Platinum - Harsh Driving - OE Recommend Intervals

N/A = Non disponible N/R = Non nécessaire N/S = Non réparable Voir le tableau des filtres et d'habitacle aux pages 5-12 Voir pages 13-16 pour des notes

1) NAPA ProSelect et Argent - Conduite normale - Intervalles normaux de remplacement 2) NAPA Or - Conduite difficile - Intervalles recommandés par FEO 3) NAPA Platine - Conduite très difficile - Intervalles recommandés par FEO

N/A = No disponible N/R = No requerido N/S = No Servicable Para el aire de la cabina y tabla de localización de filtro, consulte las páginas 5-12 Ver las páginas 13-16 para las notas al pie de página

1) NAPA ProSelect y Plata - Manejo normal - Intervallos normales de cambio 2) NAPA Oro - Manejo difícil - Intervallos recomendados por el OEM 3) NAPA Platino - Manejo muy difícil - Intervallos recomendados por el OEM

*Italicized Part Numbers May Not Be Available.*

Las piezas con números en *italicas* pueden no estar disponibles.

Les numéros de pièce en *italiques* peuvent ne pas être disponibles.

P  
a  
s  
s  
C  
a  
r  
L  
i  
g  
h  
t  
T  
r  
u  
c  
k  
O  
i  
l  
-  
A  
i  
r  
-  
C  
a  
b  
i  
n



HYUNDAI 2019-2018

## Pass Car Light Truck - Oil - Air - Cabin

Year/Año/Année Model/Modelo/Modele Engine/Motor/Moteur	Eng. Code Código de motor Code moteur	VIN NIV NIV	GOLD Oil Aceite Huile	ProSelect Oil Aceite Huile	Platinum Oil Aceite Huile	GOLD Air Aire Air	ProSelect Air Aire Air	GOLD Cabin Air Cabina Aire Cabine Air	ProSelect Cabin Air Cabina Aire Cabine Air	Platinum Cabin Air Cabina Aire Cabine Air	Loc. Cabin Air Cabina Aire Cabine Air
--	---	-------------------	--------------------------------	-------------------------------------	------------------------------------	----------------------------	---------------------------------	--	---	--	--

## HYUNDAI (Cont'd/Suite)

**2019** (Cont'd/Suite)

## ELANTRA

L4 1.4L Turbo			1334 <sup>53</sup>	21334 <sup>70</sup>	41334	200420	2200420	230319	N/A	N/A	
L4 1.6L Turbo			1334 <sup>53</sup>	21334 <sup>70</sup>	41334	200420	2200420	230319	N/A	N/A	
L4 2.0L 1999cc		H	1334 <sup>53</sup>	21334 <sup>70</sup>	41334	200420	2200420	230319	N/A	N/A	

## ELANTRA GT

L4 1.6L Turbo			1334 <sup>53</sup>	21334 <sup>70</sup>	41334	200420	2200420	230319	N/A	N/A	
L4 2.0L			1334 <sup>53</sup>	21334 <sup>70</sup>	41334	200420	2200420	230319	N/A	N/A	

## IONIQ Hybrid

L4 1.6L 1580CC 96CID Electric/Gas			1334 <sup>53</sup>	21334 <sup>70</sup>	41334	200770	N/A	232064	N/A	N/A	
-----------------------------------	--	--	--------------------	---------------------	-------	--------	-----	--------	-----	-----	--

## Kona

Electric Electric		E	N/R	N/R	N/R	N/S	N/S	230265 <sup>79</sup>	2230265 <sup>79</sup>	N/A <sup>79</sup>	3
L4 1.6L Turbo		E	1334 <sup>53</sup>	21334 <sup>70</sup>	41334	200420	2200420	230265 <sup>79</sup>	2230265 <sup>79</sup>	N/A <sup>79</sup>	3
L4 2.0L 1999cc		E	1334 <sup>53</sup>	21334 <sup>70</sup>	41334	200420	2200420	230265 <sup>79</sup>	2230265 <sup>79</sup>	N/A <sup>79</sup>	3

## SANTA FE SPORT

L4 2.0L 1998cc 122 CID Turbo		A	1334 <sup>53</sup>	21334 <sup>70</sup>	41334	200271	2200271	230367	N/A	N/A	3
L4 2.4L 2359cc		B	1334 <sup>53</sup>	21334 <sup>70</sup>	41334	200271	2200271	230367	N/A	N/A	3

## SANTA FE XL

V6 3.3L 3342cc		F	100164	2100164	4100164	9670	29670	4013	224013	4234013	3
----------------	--	---	--------	---------	---------	------	-------	------	--------	---------	---

## SONATA

L4 1.6L 1591cc 97 CID Turbo			1334 <sup>53</sup>	21334 <sup>70</sup>	41334	200301	2200301	230155	2230155	N/A	
L4 2.0L 1998cc 122 CID Turbo			1334 <sup>53</sup>	21334 <sup>70</sup>	41334	200301	2200301	230155	2230155	N/A	
L4 2.4L 2359cc			1334 <sup>53</sup>	21334 <sup>70</sup>	41334	200127	2200127	230155	2230155	N/A	

## SONATA HYBRID

L4 2.0L 1999cc Electric/Gas			1334 <sup>53</sup>	21334 <sup>70</sup>	41334	200127	2200127	230155	2230155	N/A	
-----------------------------	--	--	--------------------	---------------------	-------	--------	---------	--------	---------	-----	--

## TUCSON

L4 2.0L 1999cc			1334 <sup>53</sup>	21334 <sup>70</sup>	41334	200335	2200335	230265	2230265	N/A	
L4 2.4L 2351cc			1334 <sup>53</sup>	21334 <sup>70</sup>	41334	200335	2200335	230265	2230265	N/A	

## VELOSTER

L4 1.6L 1591cc 97 CID Turbo			1334 <sup>53</sup>	21334 <sup>70</sup>	41334	200420	2200420	230265	2230265	N/A	
L4 2L 2000CC 122CID			1334 <sup>53</sup>	21334 <sup>70</sup>	41334	200420	2200420	230265	2230265	N/A	

## VELOSTER N Performance Package

L4 2.0L 1998CC 122CID Turbo	GDI		1334 <sup>53</sup>	21334 <sup>70</sup>	41334	201112	N/A	230265	2230265	N/A	
-----------------------------	-----	--	--------------------	---------------------	-------	--------	-----	--------	---------	-----	--

**2018**

## ACCENT

L4 1.6L 1591cc 97 CID		E	1334 <sup>53</sup>	21334 <sup>70</sup>	41334	200835	N/A	230319	N/A	N/A	3
-----------------------	--	---	--------------------	---------------------	-------	--------	-----	--------	-----	-----	---

## CRETA

L4 1.6L 1591cc 97 CID (Mex.)			1334 <sup>53</sup>	21334 <sup>70</sup>	41334			4484	224484	N/A	
------------------------------	--	--	--------------------	---------------------	-------	--	--	------	--------	-----	--

## ELANTRA

L4 1.4L Turbo			1334 <sup>53</sup>	21334 <sup>70</sup>	41334	200420	2200420	230319	N/A	N/A	
L4 1.6L Turbo			1334 <sup>53</sup>	21334 <sup>70</sup>	41334	200420	2200420	230319	N/A	N/A	
L4 2.0L 1999cc		H	1334 <sup>53</sup>	21334 <sup>70</sup>	41334	200420	2200420	230319	N/A	N/A	

## ELANTRA GT

L4 1.6L Turbo			1334 <sup>53</sup>	21334 <sup>70</sup>	41334	200420	2200420	230319	N/A	N/A	
L4 2.0L			1334 <sup>53</sup>	21334 <sup>70</sup>	41334	200420	2200420	230319	N/A	N/A	

## H200

L4 2.5L 2497cc Diesel Turbo (Mex.)			1067	N/A	N/A	N/A	N/A	N/S	N/S	N/A	
------------------------------------	--	--	------	-----	-----	-----	-----	-----	-----	-----	--

## IONIQ Hybrid

L4 1.6L 1580CC 96CID Electric/Gas			1334 <sup>53</sup>	21334 <sup>70</sup>	41334	200770	N/A	232064	N/A	N/A	
-----------------------------------	--	--	--------------------	---------------------	-------	--------	-----	--------	-----	-----	--

## Kona

L4 1.6L Turbo		E	1334 <sup>53</sup>	21334 <sup>70</sup>	41334	200420	2200420	230265 <sup>79</sup>	2230265 <sup>79</sup>	N/A <sup>79</sup>	3
---------------	--	---	--------------------	---------------------	-------	--------	---------	----------------------	-----------------------	-------------------	---

N/A = Not Available N/R = Not Required N/S = Not Servicable For cabin air locator chart, see pages 5-12 See pages 13-16 for footnotes

1) ProSelect - Normal Driving - Traditional Change Intervals 2) NAPA Gold - Severe Driving - OE Recommended Intervals 3) NAPA Platinum - Harsh Driving - OE Recommended Intervals

N/A = Non disponible N/R = Non nécessaire N/S = Non réparable Voir le tableau des filtres et d'habitacle aux pages 5-12 Voir pages 13-16 pour des notes

1) NAPA ProSelect et Argent - Conduite normale - Intervalles normaux de remplacement 2) NAPA Or - Conduite difficile - Intervalles recommandés par FEO 3) NAPA Platine - Conduite très difficile - Intervalles recommandés par FEO

N/A = No disponible N/R = No requerido N/S = No Servicable Para el aire de la cabina y tabla de localización de filtro, consulte las páginas 5-12 Ver las páginas 13-16 para las notas al pie de página

1) NAPA ProSelect y Plata - Manejo normal - Intervallos normales de cambio 2) NAPA Oro - Manejo difícil - Intervallos recomendados por el OEM 3) NAPA Platino - Manejo muy difícil - Intervallos recomendados por el OEM

*Italicized Part Numbers May Not Be Available.*Las piezas con números en *italicas* pueden no estar disponibles.  
Les numéros de pièce en *italiques* peuvent ne pas être disponibles.



## Pass Car Light Truck - Oil - Air - Cabin

HYUNDAI 2018-2017

Year/Año/Année Model/Modelo/Modele Engine/Motor/Moteur	Eng. Code Código de motor Code moteur	VIN NIV NIV	GOLD Oil Aceite Huile	ProSelect Oil Aceite Huile	Platinum Oil Aceite Huile	GOLD Air Aire Air	ProSelect Air Aire Air	GOLD Cabin Air Cabina Aire Cabine Air	ProSelect Cabin Air Cabina Aire Cabine Air	Platinum Cabin Air Cabina Aire Cabine Air	Loc. Cabin Air Cabina Aire Cabine Air
--	---	-------------------	--------------------------------	-------------------------------------	------------------------------------	----------------------------	---------------------------------	--	---	--	--

## HYUNDAI (Cont'd/Suite)

## 2018 (Cont'd/Suite)

## Kona (Cont'd/Suite)

L4 2.0L 1999cc		E	1334 <sup>53</sup>	21334 <sup>70</sup>	41334	200420	2200420	230265 <sup>79</sup>	2230265 <sup>79</sup>	N/A <sup>79</sup>	3
----------------	--	---	--------------------	---------------------	-------	--------	---------	----------------------	-----------------------	-------------------	---

## SANTA FE

V6 3.3L 3342cc		F	100164	2100164	4100164	9670	29670	4013	224013	4234013	3
----------------	--	---	--------	---------	---------	------	-------	------	--------	---------	---

## SANTA FE SPORT

L4 2.0L 1998cc 122 CID Turbo		A	1334 <sup>53</sup>	21334 <sup>70</sup>	41334	200271	2200271	4013	224013	4234013	3
L4 2.4L 2359cc		B	1334 <sup>53</sup>	21334 <sup>70</sup>	41334	200271	2200271	4013	224013	4234013	3

## SONATA

L4 1.6L 1591cc 97 CID Turbo			1334 <sup>53</sup>	21334 <sup>70</sup>	41334	200301	2200301	230155	2230155	N/A	
L4 2.0L 1998cc 122 CID Turbo			1334 <sup>53</sup>	21334 <sup>70</sup>	41334	200301	2200301	230155	2230155	N/A	
L4 2.4L 2359cc			1334 <sup>53</sup>	21334 <sup>70</sup>	41334	200127	2200127	230155	2230155	N/A	

## SONATA HYBRID

L4 2.0L 1999cc Electric/Gas			1334 <sup>53</sup>	21334 <sup>70</sup>	41334	200127	2200127	230275	N/A	N/A	
-----------------------------	--	--	--------------------	---------------------	-------	--------	---------	--------	-----	-----	--

## TUCSON

L4 1.6L 1591cc 97 CID Turbo			1334 <sup>53</sup>	21334 <sup>70</sup>	41334	200335	2200335	230265	2230265	N/A	
L4 2.0L 1999cc			1334 <sup>53</sup>	21334 <sup>70</sup>	41334	200335	2200335	230265	2230265	N/A	

## TUCSON Sport

L4 2.4L 2351cc			1334 <sup>53</sup>	21334 <sup>70</sup>	41334	200335	2200335	230265	2230265	N/A	
----------------	--	--	--------------------	---------------------	-------	--------	---------	--------	---------	-----	--

## 2017

## ACCENT

L4 1.6L 1591cc 97 CID		E	1334 <sup>53</sup>	21334 <sup>70</sup>	41334	9022	29022	4684	224684	4234684	3
-----------------------	--	---	--------------------	---------------------	-------	------	-------	------	--------	---------	---

## AZERA

V6 3.3L 3342cc		G	100164	2100164	4100164	9250	29250	4013	224013	4234013	3
----------------	--	---	--------	---------	---------	------	-------	------	--------	---------	---

## CRETA

L4 1.6L 1591cc 97 CID (Mex.)			1334 <sup>53</sup>	21334 <sup>70</sup>	41334			4484	224484	N/A	
------------------------------	--	--	--------------------	---------------------	-------	--	--	------	--------	-----	--

## ELANTRA

L4 1.4L Turbo			1334 <sup>53</sup>	21334 <sup>70</sup>	41334	200420	2200420	230319	N/A	N/A	
L4 1.6L Turbo			1334 <sup>53</sup>	21334 <sup>70</sup>	41334	200420	2200420	230319	N/A	N/A	
L4 2.0L 1999cc		H	1334 <sup>53</sup>	21334 <sup>70</sup>	41334	200420	2200420	230319	N/A	N/A	

## ELANTRA GT

L4 2.0L 1999cc		H	1334 <sup>53</sup>	21334 <sup>70</sup>	41334	9480	29480	9377	229377	4239377	
----------------	--	---	--------------------	---------------------	-------	------	-------	------	--------	---------	--

## GRAND i10

L4 1.2i L 1248cc (Mex.)			1334 <sup>53</sup>	21334 <sup>70</sup>	41334	N/S	N/S	N/S	N/S	N/A	
-------------------------	--	--	--------------------	---------------------	-------	-----	-----	-----	-----	-----	--

## H200

L4 2.5L 2497cc Diesel Turbo (Mex.)			1067	N/A	N/A	N/A	N/A	N/S	N/S	N/A	
------------------------------------	--	--	------	-----	-----	-----	-----	-----	-----	-----	--

## IONIQ Hybrid

L4 1.6L 1580CC 96CID Electric/Gas			1334 <sup>53</sup>	21334 <sup>70</sup>	41334	200770	N/A	232064	N/A	N/A	
-----------------------------------	--	--	--------------------	---------------------	-------	--------	-----	--------	-----	-----	--

## SANTA FE

V6 3.3L 3342cc		F	100164	2100164	4100164	9670	29670	4013	224013	4234013	3
----------------	--	---	--------	---------	---------	------	-------	------	--------	---------	---

## SANTA FE SPORT

L4 2.0L 1998cc 122 CID Turbo		A	1334 <sup>53</sup>	21334 <sup>70</sup>	41334	200271	2200271	4013	224013	4234013	3
L4 2.4L 2359cc		B	1334 <sup>53</sup>	21334 <sup>70</sup>	41334	200271	2200271	4013	224013	4234013	3

## SONATA

L4 1.6L 1591cc 97 CID Turbo			1334 <sup>53</sup>	21334 <sup>70</sup>	41334	200301	2200301	230155	2230155	N/A	
L4 2.0L 1998cc 122 CID Turbo			1334 <sup>53</sup>	21334 <sup>70</sup>	41334	200301	2200301	230155	2230155	N/A	
L4 2.4L 2359cc			1334 <sup>53</sup>	21334 <sup>70</sup>	41334	200127	2200127	230155	2230155	N/A	

## SONATA HYBRID

L4 2.0L 1999cc Electric/Gas			1334 <sup>53</sup>	21334 <sup>70</sup>	41334	200127	2200127	230275	N/A	N/A	
L4 2.4L 2359cc Electric/Gas		1	1334 <sup>53</sup>	21334 <sup>70</sup>	41334	200127	2200127	230275	N/A	N/A	3

N/A = Not Available N/R = Not Required N/S = Not Servicable For cabin air locator chart, see pages 5-12 See pages 13-16 for footnotes

1) ProSelect - Normal Driving - Traditional Change Intervals 2) NAPA Gold - Severe Driving - OE Recommended intervals 3) NAPA Platinum - Harsh Driving - OE Recommend Intervals

N/A = Non disponible N/R = Non nécessaire N/S = Non réparable Voir le tableau des filtres et d'habitacle aux pages 5-12 Voir pages 13-16 pour des notes

1) NAPA ProSelect et Argent - Conduite normale - Intervalles normaux de remplacement 2) NAPA Or - Conduite difficile - Intervalles recommandés par FEO 3) NAPA Platine - Conduite très difficile - Intervalles recommandés par FEO

N/A = No disponible N/R = No requerido N/S = No Servicable Para el aire de la cabina y tabla de localización de filtro, consulte las páginas 5-12 Ver las páginas 13-16 para las notas al pie de página

1) NAPA ProSelect y Plata - Manejo normal - Intervalos normales de cambio 2) NAPA Oro - Manejo difícil - Intervalos recomendados por el OEM 3) NAPA Platino - Manejo muy difícil - Intervalos recomendados por el OEM

Italicized Part Numbers May Not Be Available.

Las piezas con números en *italicas* pueden no estar disponibles.Les numéros de pièce en *italiques* peuvent ne pas être disponibles.P  
a  
s  
s  
C  
a  
r  
L  
i  
g  
h  
t  
T  
r  
u  
c  
k  
O  
i  
l  
-  
A  
i  
r  
-  
C  
a  
b  
i  
n



HYUNDAI 2017-2016

Pass Car Light Truck - Oil - Air - Cabin

Year/Año/Année Model/Modelo/Modele Engine/Motor/Moteur	Eng. Code Código de motor Code moteur	VIN NIV NIV	GOLD Oil Aceite Huile	ProSelect Oil Aceite Huile	Platinum Oil Aceite Huile	GOLD Air Aire Air	ProSelect Air Aire Air	GOLD Cabin Air Cabina Aire Cabine Air	ProSelect Cabin Air Cabina Aire Cabine Air	Platinum Cabin Air Cabina Aire Cabine Air	Loc. Cabin Air Cabina Aire Cabine Air
--	---	-------------------	--------------------------------	-------------------------------------	------------------------------------	----------------------------	---------------------------------	--	---	--	--

## HYUNDAI (Cont'd/Suite)

2017 (Cont'd/Suite)

## TUCSON

L4 1.6L 1591cc 97 CID Turbo			1334 <sup>53</sup>	21334 <sup>70</sup>	41334	200335	2200335	230265 <sup>220</sup> N/A <sup>221</sup>	2230265 <sup>220</sup> N/A <sup>221</sup>	N/A <sup>220</sup> N/A <sup>221</sup>	
L4 2.0L 1999cc			1334 <sup>53</sup>	21334 <sup>70</sup>	41334	200335	2200335	230265 <sup>220</sup> N/A <sup>221</sup>	2230265 <sup>220</sup> N/A <sup>221</sup>	N/A <sup>220</sup> N/A <sup>221</sup>	

## VELOSTER

L4 1.6L 1591cc 97 CID			1334 <sup>53</sup>	21334 <sup>70</sup>	41334	9022	29022	4684	224684	4234684	3
L4 1.6L 1591cc 97 CID Turbo			1334 <sup>53</sup>	21334 <sup>70</sup>	41334	9022	29022	4684	224684	4234684	3

2016

## ACCENT

L4 1.6L 1591cc 97 CID		E	1334 <sup>53</sup>	21334 <sup>70</sup>	41334	9022	29022	4684	224684	4234684	3
-----------------------	--	---	--------------------	---------------------	-------	------	-------	------	--------	---------	---

## AZERA

V6 3.3L 3342cc		G	100164	2100164	4100164	9250	29250	4013	224013	4234013	3
----------------	--	---	--------	---------	---------	------	-------	------	--------	---------	---

## ELANTRA

L4 1.8L 1797cc		E	1334 <sup>53</sup>	21334 <sup>70</sup>	41334	9480	29480	9377	229377	4239377	3
L4 2.0L 1999cc		H	1334 <sup>53</sup>	21334 <sup>70</sup>	41334	9480	29480	9377	229377	4239377	

## ELANTRA GT

L4 2.0L 1999cc		H	1334 <sup>53</sup>	21334 <sup>70</sup>	41334	9480	29480	9377	229377	4239377	
----------------	--	---	--------------------	---------------------	-------	------	-------	------	--------	---------	--

## EQUUS

V8 5.0L 5038cc </>			7029	27029	N/A	9004	29004	4300	224300	N/A	3
--------------------	--	--	------	-------	-----	------	-------	------	--------	-----	---

## GENESIS

V6 3.8L 3778cc </>			100033	2100033	4100033	200163	N/A	4300	224300	N/A	
V8 5.0L 5038cc </>			100033	2100033	4100033	200163	N/A	4300	224300	N/A	

## GENESIS COUPE

V6 3.8L 3778cc		J	100033	2100033	4100033	200163	N/A	4684	224684	4234684	3
----------------	--	---	--------	---------	---------	--------	-----	------	--------	---------	---

## GRAND i10

L4 1.2L 1248cc (Mex.)			1334 <sup>53</sup>	21334 <sup>70</sup>	41334	N/S	N/S	N/S	N/S	N/A	
-----------------------	--	--	--------------------	---------------------	-------	-----	-----	-----	-----	-----	--

## H200

L4 2.5L 2497cc Diesel Turbo (Mex.)			1067	N/A	N/A	N/A	N/A	N/S	N/S	N/A	
------------------------------------	--	--	------	-----	-----	-----	-----	-----	-----	-----	--

## SANTA FE

L4 2.0L 1998cc 122 CID Turbo		A	1334 <sup>53</sup>	21334 <sup>70</sup>	41334	9670	29670	4013	224013	4234013	3
L4 2.4L 2359cc		B	1334 <sup>53</sup>	21334 <sup>70</sup>	41334	9670	29670	4013	224013	4234013	3
V6 3.3L 3342cc		F	100164	2100164	4100164	9670	29670	4013	224013	4234013	3

## SONATA

L4 1.6L 1591cc 97 CID Turbo			1334 <sup>53</sup>	21334 <sup>70</sup>	41334	200301	2200301	230155	2230155	N/A	
L4 2.0L 1998cc 122 CID Turbo			1334 <sup>53</sup>	21334 <sup>70</sup>	41334	200301	2200301	230155	2230155	N/A	
L4 2.4L 2359cc			1334 <sup>53</sup>	21334 <sup>70</sup>	41334	200127	2200127	230155	2230155	N/A	

## SONATA HYBRID

L4 2.0L 1999cc Electric/Gas			1334 <sup>53</sup>	21334 <sup>70</sup>	41334	200127	2200127	230275	N/A	N/A	
-----------------------------	--	--	--------------------	---------------------	-------	--------	---------	--------	-----	-----	--

## TUCSON

134HP Electric Hydrogen Fuel Cell Hydrogen			N/R	N/R	N/R			9377	229377	4239377	
L4 1.6L 1591cc 97 CID Turbo			1334 <sup>53</sup>	21334 <sup>70</sup>	41334	200335	2200335	230265 <sup>220</sup> N/A <sup>221</sup>	2230265 <sup>220</sup> N/A <sup>221</sup>	N/A <sup>220</sup> N/A <sup>221</sup>	
L4 2.0L 1999cc			1334 <sup>53</sup>	21334 <sup>70</sup>	41334	200335	2200335	230265 <sup>220</sup> N/A <sup>221</sup>	2230265 <sup>220</sup> N/A <sup>221</sup>	N/A <sup>220</sup> N/A <sup>221</sup>	

## VELOSTER

L4 1.6L 1591cc 97 CID			1334 <sup>53</sup>	21334 <sup>70</sup>	41334	9022	29022	4684	224684	4234684	3
L4 1.6L 1591cc 97 CID Turbo			1334 <sup>53</sup>	21334 <sup>70</sup>	41334	9022	29022	4684	224684	4234684	3

N/A = Not Available N/R = Not Required N/S = Not Servicable For cabin air locator chart, see pages 5-12 See pages 13-16 for footnotes

1) ProSelect - Normal Driving - Traditional Change Intervals 2) NAPA Gold - Severe Driving - OE Recommended Intervals 3) NAPA Platinum - Harsh Driving - OE Recommend Intervals

N/A = Non disponible N/R = Non nécessaire N/S = Non réparable Voir le tableau des filtres et d'habitacle aux pages 5-12 Voir pages 13-16 pour des notes

1) NAPA ProSelect et Argent - Conduite normale - Intervalles normaux de remplacement 2) NAPA Or - Conduite difficile - Intervalles recommandés par FEO 3) NAPA Platine - Conduite très difficile - Intervalles recommandés par FEO

N/A = No disponible N/R = No requerido N/S = No Servicable Para el aire de la cabina y tabla de localización de filtro, consulte las páginas 5-12 Ver las páginas 13-16 para las notas al pie de página

1) NAPA ProSelect y Plata - Manejo normal - Intervalos normales de cambio 2) NAPA Oro - Manejo difícil - Intervalos recomendados por el OEM 3) NAPA Platino - Manejo muy difícil - Intervalos recomendados por el OEM

Italicized Part Numbers May Not Be Available.

Las piezas con números en *italicas* pueden no estar disponibles.  
Les numéros de pièce en *italiques* peuvent ne pas être disponibles.



## Pass Car Light Truck - Oil - Air - Cabin

HYUNDAI 2015-2014

Year/Año/Année Model/Modelo/Modèle Engine/Motor/Moteur	Eng. Code Código de motor Code moteur	VIN NIV NIV	GOLD Oil Aceite Huile	ProSelect Oil Aceite Huile	Platinum Oil Aceite Huile	GOLD Air Aire Air	ProSelect Air Aire Air	GOLD Cabin Air Cabina Aire Cabine Air	ProSelect Cabin Air Cabina Aire Cabine Air	Platinum Cabin Air Cabina Aire Cabine Air	Loc. Cabin Air Cabina Aire Cabine Air
--	---	-------------------	--------------------------------	-------------------------------------	------------------------------------	----------------------------	---------------------------------	--	---	--	--

## HYUNDAI (Cont'd/Suite)

**2015**

## ACCENT

L4 1.6L 1591cc 97 CID		E	1334 <sup>53</sup>	21334 <sup>70</sup>	41334	9022	29022	4684	224684	4234684	3
-----------------------	--	---	--------------------	---------------------	-------	------	-------	------	--------	---------	---

## AZERA

V6 3.3L 3342cc		G	100164	2100164	4100164	9250	29250	4013	224013	4234013	3
----------------	--	---	--------	---------	---------	------	-------	------	--------	---------	---

## ELANTRA

L4 1.8L 1797cc		E	1334 <sup>53</sup>	21334 <sup>70</sup>	41334	9480	29480	9377	229377	4239377	3
L4 2.0L 1999cc		H	1334 <sup>53</sup>	21334 <sup>70</sup>	41334	9480	29480	9377	229377	4239377	

## EQUUS

V8 5.0L 5038cc		H	7029	27029	N/A	9004 Primary	29004 Primary	4300	224300	N/A	3
----------------	--	---	------	-------	-----	-----------------	------------------	------	--------	-----	---

## GENESIS

V6 3.8L 3778cc			100033	2100033	4100033	200163	N/A	4300	224300	N/A	
V8 5.0L 5038cc			100067	N/A	N/A	200070 Right 200237 Left	N/A Right N/A Left	4300	224300	N/A	

## GENESIS COUPE

V6 3.8L 3778cc		J	7029	27029	N/A	200164	N/A	4684	224684	4234684	3
----------------	--	---	------	-------	-----	--------	-----	------	--------	---------	---

## GRAND i10

L4 1.2i L 1248cc (Mex.)			1083	N/A	N/A			239344	N/A	N/A	
-------------------------	--	--	------	-----	-----	--	--	--------	-----	-----	--

## i10

L4 1.1i L 1086cc (Mex.)		G4HD	1083	N/A	N/A	209640	N/A	239344	N/A	N/A	
-------------------------	--	------	------	-----	-----	--------	-----	--------	-----	-----	--

## ix35

L4 2.0L 1998cc 122 CID Turbo (Mex.)		G4KF	D	N/A	N/A	N/A	9210	29210	232064	N/A	N/A
--	--	------	---	-----	-----	-----	------	-------	--------	-----	-----

## SANTA FE

L4 2.0L 1998cc 122 CID Turbo		A	1334 <sup>53</sup>	21334 <sup>70</sup>	41334	9670	29670	4013	224013	4234013	3
L4 2.4L 2359cc		B	1334 <sup>53</sup>	21334 <sup>70</sup>	41334	9670	29670	4013	224013	4234013	3
V6 3.3L 3342cc		F	100164	2100164	4100164	9670	29670	4013	224013	4234013	3

## SONATA

L4 2.0L 1998cc 122 CID Turbo			1334 <sup>53</sup>	21334 <sup>70</sup>	41334	200301	2200301	230155	2230155	N/A	
L4 2.4L 2359cc			1334 <sup>53</sup>	21334 <sup>70</sup>	41334	200127	2200127	230155	2230155	N/A	

## SONATA ECO

L4 1.6L 1591cc 97 CID Turbo			1334 <sup>53</sup>	21334 <sup>70</sup>	41334	200301	2200301	230155	2230155	N/A	
-----------------------------	--	--	--------------------	---------------------	-------	--------	---------	--------	---------	-----	--

## SONATA HYBRID

L4 2.4L 2359cc Electric/Gas		4	1334 <sup>53</sup>	21334 <sup>70</sup>	41334	9450	29450	4013	224013	4234013	3
-----------------------------	--	---	--------------------	---------------------	-------	------	-------	------	--------	---------	---

## TUCSON

L4 2.0L 1999cc		B	1334 <sup>53</sup>	21334 <sup>70</sup>	41334	9210	29210	4684	224684	4234684	3
L4 2.4L 2359cc		G	1334 <sup>53</sup>	21334 <sup>70</sup>	41334	9210	29210	4684	224684	4234684	3

## VELOSTER

L4 1.6L 1591cc 97 CID		D	1334 <sup>53</sup>	21334 <sup>70</sup>	41334	9022	29022	4684	224684	4234684	3
L4 1.6L 1591cc 97 CID Turbo		E	1334 <sup>53</sup>	21334 <sup>70</sup>	41334	9022	29022	4684	224684	4234684	

**2014**

## ACCENT

L4 1.6L 1591cc 97 CID		E	1334 <sup>53</sup>	21334 <sup>70</sup>	41334	9022	29022	4684	224684	4234684	3
-----------------------	--	---	--------------------	---------------------	-------	------	-------	------	--------	---------	---

## AZERA

V6 3.3L 3342cc		G	100164	2100164	4100164	9250	29250	4013	224013	4234013	3
----------------	--	---	--------	---------	---------	------	-------	------	--------	---------	---

## ELANTRA

L4 1.8L 1797cc		E	1334 <sup>53</sup>	21334 <sup>70</sup>	41334	9480	29480	9377	229377	4239377	3
L4 2.0L 1999cc		H	1334 <sup>53</sup>	21334 <sup>70</sup>	41334	9480	29480	9377	229377	4239377	

N/A = Not Available N/R = Not Required N/S = Not Servicable For cabin air locator chart, see pages 5-12 See pages 13-16 for footnotes

1) ProSelect - Normal Driving - Traditional Change Intervals 2) NAPA Gold - Severe Driving - OE Recommended intervals 3) NAPA Platinum - Harsh Driving - OE Recommend Intervals

N/A = Non disponible N/R = Non nécessaire N/S = Non réparable Voir le tableau des filtres et d'habitacle aux pages 5-12 Voir pages 13-16 pour des notes

1) NAPA ProSelect et Argent - Conduite normale - Intervalles normaux de remplacement 2) NAPA Or - Conduite difficile - Intervalles recommandés par FEO 3) NAPA Platine - Conduite très difficile - Intervalles recommandés par FEO

N/A = No disponible N/R = No requerido N/S = No Servicable Para el aire de la cabina y tabla de localización de filtro, consulte las páginas 5-12 Ver las páginas 13-16 para las notas al pie de página

1) NAPA ProSelect y Plata - Manejo normal - Intervalles normales de cambio 2) NAPA Oro - Manejo difícil - Intervalles recomendados por el OEM 3) NAPA Platino - Manejo muy difícil - Intervalles recomendados por el OEM

Italicized Part Numbers May Not Be Available.

Las piezas con números en *italicas* pueden no estar disponibles.Les numéros de pièce en *italiques* peuvent ne pas être disponibles.P  
a  
s  
s  
C  
a  
r  
L  
i  
g  
h  
t  
T  
r  
u  
c  
k  
O  
i  
l  
-  
A  
i  
r  
-  
C  
a  
b  
i  
n



HYUNDAI 2014-2013

## Pass Car Light Truck - Oil - Air - Cabin

Year/Año/Année Model/Modelo/Modèle Engine/Motor/Moteur	Eng. Code Código de motor Code moteur	VIN NIV NIV	GOLD Oil Aceite Huile	ProSelect Oil Aceite Huile	Platinum Oil Aceite Huile	GOLD Air Aire Air	ProSelect Air Aire Air	GOLD Cabin Air Cabina Aire Cabine Air	ProSelect Cabin Air Cabina Aire Cabine Air	Platinum Cabin Air Cabina Aire Cabine Air	Loc. Cabin Air Cabina Aire Cabine Air
--	---	-------------------	--------------------------------	-------------------------------------	------------------------------------	----------------------------	---------------------------------	--	---	--	--

## HYUNDAI (Cont'd/Suite)

## 2014 (Cont'd/Suite)

## ELANTRA COUPE

L4 2.0L 1999cc		H	1334 <sup>53</sup>	21334 <sup>70</sup>	41334	9480	29480	9377	229377	4239377	
----------------	--	---	--------------------	---------------------	-------	------	-------	------	--------	---------	--

## ELANTRA GT

L4 2.0L 1999cc		H	1334 <sup>53</sup>	21334 <sup>70</sup>	41334	9480	29480	9377	229377	4239377	
----------------	--	---	--------------------	---------------------	-------	------	-------	------	--------	---------	--

## EQUUS

V8 5.0L 5038cc		H	7029	27029	N/A	9004 Primary	29004 Primary	4300	224300	N/A	3
----------------	--	---	------	-------	-----	-----------------	------------------	------	--------	-----	---

## GENESIS

V6 3.8L 3778cc		D	7029	27029	N/A	9004	29004	4300	224300	N/A	3
V8 5.0L 5038cc		H	7029	27029	N/A	9004 Primary 9650 Secondary	29004 Primary N/A Secondary	4300	224300	N/A	3

## GENESIS COUPE

L4 2.0L 1998cc 122 CID Turbo		D	1334 <sup>53</sup>	21334 <sup>70</sup>	41334	200022	N/A	4684	224684	4234684	3
V6 3.8L 3778cc		J	7029	27029	N/A	200164	N/A	4684	224684	4234684	3

## i10

L4 1.1i L 1086cc (Mex.)	G4HD		1083	N/A	N/A	209640	N/A	239344	N/A	N/A	
L4 1.2i L 1248cc (Mex.)			1083	N/A	N/A			239344	N/A	N/A	

## SANTA FE

L4 2.0L 1998cc 122 CID Turbo		A	1334 <sup>53</sup>	21334 <sup>70</sup>	41334	9670	29670	4013	224013	4234013	3
L4 2.4L 2359cc		B	1334 <sup>53</sup>	21334 <sup>70</sup>	41334	9670	29670	4013	224013	4234013	3
V6 3.3L 3342cc		F	100164	2100164	4100164	9670	29670	4013	224013	4234013	3

## SONATA

L4 2.0L 1998cc 122 CID Turbo		B	1334 <sup>53</sup>	21334 <sup>70</sup>	41334	9250	29250	4013	224013	4234013	3
L4 2.4L 2359cc		C	1334 <sup>53</sup>	21334 <sup>70</sup>	41334	9250	29250	4013	224013	4234013	3

## SONATA HYBRID

L4 2.4L 2359cc Electric/Gas		4	1334 <sup>53</sup>	21334 <sup>70</sup>	41334	9450	29450	4013	224013	4234013	3
-----------------------------	--	---	--------------------	---------------------	-------	------	-------	------	--------	---------	---

## TUCSON

L4 2.0L 1999cc		B	1334 <sup>53</sup>	21334 <sup>70</sup>	41334	9210	29210	4684	224684	4234684	3
L4 2.4L 2359cc		G	1334 <sup>53</sup>	21334 <sup>70</sup>	41334	9210	29210	4684	224684	4234684	3

## VELOSTER

L4 1.6L 1591cc 97 CID		D	1334 <sup>53</sup>	21334 <sup>70</sup>	41334	9022	29022	4684	224684	4234684	3
L4 1.6L 1591cc 97 CID Turbo		E	1334 <sup>53</sup>	21334 <sup>70</sup>	41334	9022	29022	4684	224684	4234684	3

## 2013

## ACCENT

L4 1.6L 1591cc 97 CID		E	1334 <sup>53</sup>	21334 <sup>70</sup>	41334	9022	29022	4684	224684	4234684	3
-----------------------	--	---	--------------------	---------------------	-------	------	-------	------	--------	---------	---

## AZERA

V6 3.3L 3342cc		G	100164	2100164	4100164	9250	29250	4013	224013	4234013	3
----------------	--	---	--------	---------	---------	------	-------	------	--------	---------	---

## ELANTRA

L4 1.8L 1797cc		E	1334 <sup>53</sup>	21334 <sup>70</sup>	41334	9480	29480	9377	229377	4239377	3
----------------	--	---	--------------------	---------------------	-------	------	-------	------	--------	---------	---

## EQUUS

V8 5.0L 5038cc		H	7029	27029	N/A	9004 Primary 9650 Secondary	29004 Primary N/A Secondary	4300	224300	N/A	3
----------------	--	---	------	-------	-----	--------------------------------------	--------------------------------------	------	--------	-----	---

## GENESIS

V6 3.8L 3778cc		D	7029	27029	N/A	9004	29004	4300	224300	N/A	3
V8 4.6L 4627cc		F	7029	27029	N/A	9004	29004	4300	224300	N/A	3

N/A = Not Available N/R = Not Required N/S = Not Servicable For cabin air locator chart, see pages 5-12 See pages 13-16 for footnotes

1) ProSelect - Normal Driving - Traditional Change Intervals 2) NAPA Gold - Severe Driving - OE Recommended intervals 3) NAPA Platinum - Harsh Driving - OE Recommend Intervals

N/A = Non disponible N/R = Non nécessaire N/S = Non réparable Voir le tableau des filtres et d'habitacle aux pages 5-12 Voir pages 13-16 pour des notes

1) NAPA ProSelect et Argent - Conduite normale - Intervalles normaux de remplacement 2) NAPA Or - Conduite difficile - Intervalles recommandés par FEO 3) NAPA Platine - Conduite très difficile - Intervalles recommandés par FEO

N/A = No disponible N/R = No requerido N/S = No Servicable Para el aire de la cabina y tabla de localización de filtro, consulte las páginas 5-12 Ver las páginas 13-16 para las notas al pie de página

1) NAPA ProSelect y Plata - Manejo normal - Intervalos normales de cambio 2) NAPA Oro - Manejo difícil - Intervalos recomendados por el OEM 3) NAPA Platino - Manejo muy difícil - Intervalos recomendados por el OEM

Italicized Part Numbers May Not Be Available.

Las piezas con números en *italicas* pueden no estar disponibles.  
Les numéros de pièce en *italiques* peuvent ne pas être disponibles.





Pass Car Light Truck - Oil - Air - Cabin

HYUNDAI 2013-2012

Year/Año/Année Model/Modelo/Modèle Engine/Motor/Moteur	Eng. Code Código de motor Code moteur	VIN NIV NIV	GOLD Oil Aceite Huile	ProSelect Oil Aceite Huile	Platinum Oil Aceite Huile	GOLD Air Air Air	ProSelect Air Air Air	GOLD Cabin Air Cabina Aire Cabine Air	ProSelect Cabin Air Cabina Aire Cabine Air	Platinum Cabin Air Cabina Aire Cabine Air	Loc. Cabin Air Cabina Aire Cabine Air
--	---	-------------------	--------------------------------	-------------------------------------	------------------------------------	---------------------------	--------------------------------	--	---	--	--

HYUNDAI (Cont'd/Suite)

**2013** (Cont'd/Suite)

GENESIS (Cont'd/Suite)

V8 5.0L 5038cc		H	7029	27029	N/A	9650 Secondary 9004 Primary	N/A Secondary 29004 Primary	4300	224300	N/A	3
----------------	--	---	------	-------	-----	--------------------------------------	--------------------------------------	------	--------	-----	---

GENESIS COUPE

L4 2.0L 1998cc 122 CID Turbo		D	1334 <sup>53</sup>	21334 <sup>70</sup>	41334	200022	N/A	4684	224684	4234684	3
V6 3.8L 3778cc		J	7029	27029	N/A	200164	N/A	4684	224684	4234684	3

i10

L4 1.1i L 1086cc (Mex.)	G4HD		1083	N/A	N/A	209640	N/A	239344	N/A	N/A	
L4 1.2i L 1248cc (Mex.)			1083	N/A	N/A			239344	N/A	N/A	

SANTA FE

L4 2.0L 1998cc 122 CID Turbo		A	1334 <sup>53</sup>	21334 <sup>70</sup>	41334	9670	29670	4013	224013	4234013	3
L4 2.4L 2359cc		B	1334 <sup>53</sup>	21334 <sup>70</sup>	41334	9670	29670	4013	224013	4234013	3
V6 3.3L 3342cc		F	100164	2100164	4100164	9670	29670	4013	224013	4234013	3

SONATA

L4 2.0L 1998cc 122 CID Turbo		B	1334 <sup>53</sup>	21334 <sup>70</sup>	41334	9450	29450	4013	224013	4234013	3
L4 2.4L 2359cc		C	1334 <sup>53</sup>	21334 <sup>70</sup>	41334	9450	29450	4013	224013	4234013	3

SONATA HYBRID

L4 2.4L 2359cc Electric/Gas	G4KK	4	1334 <sup>53</sup>	21334 <sup>70</sup>	41334	9450	29450	4013	224013	4234013	3
-----------------------------	------	---	--------------------	---------------------	-------	------	-------	------	--------	---------	---

TUCSON

L4 2.0L 1975cc		B	1334 <sup>53</sup>	21334 <sup>70</sup>	41334	9210	29210	4684	224684	4234684	3
L4 2.4L 2359cc		C	1334 <sup>53</sup>	21334 <sup>70</sup>	41334	9210	29210	4684	224684	4234684	3

VELOSTER

L4 1.6L 1591cc 97 CID		D	1334 <sup>53</sup>	21334 <sup>70</sup>	41334	9022	29022	4684	224684	4234684	3
L4 1.6L 1591cc 97 CID Turbo		E	1334 <sup>53</sup>	21334 <sup>70</sup>	41334	9022	29022	4684	224684	4234684	3

**2012**

ACCENT

L4 1.6L 1600cc		E	1334 <sup>53</sup>	21334 <sup>70</sup>	41334	9022	29022	4684	224684	4234684	3
----------------	--	---	--------------------	---------------------	-------	------	-------	------	--------	---------	---

AZERA

V6 3.3L 3342cc		G	100164	2100164	4100164	9250	29250	4013	224013	4234013	3
----------------	--	---	--------	---------	---------	------	-------	------	--------	---------	---

ELANTRA

L4 1.8L 1797cc		E	1334 <sup>53</sup>	21334 <sup>70</sup>	41334	9480	29480	4484	224484	N/A	3
----------------	--	---	--------------------	---------------------	-------	------	-------	------	--------	-----	---

ELANTRA TOURING

L4 2.0L 1975cc		E	1334 <sup>53</sup>	21334 <sup>70</sup>	41334	9070	29070	4270	N/A	N/A	3
----------------	--	---	--------------------	---------------------	-------	------	-------	------	-----	-----	---

EQUUS

V8 5.0L 5038cc		H	7029	27029	N/A	9004 Primary 9650 Secondary	29004 Primary N/A Secondary	4300	224300	N/A	3
----------------	--	---	------	-------	-----	--------------------------------------	--------------------------------------	------	--------	-----	---

GENESIS

V6 3.8L 3778cc		D	7029	27029	N/A	9004	29004	4300	224300	N/A	3
V8 4.6L 4627cc		F	7029	27029	N/A	9004	29004	4300	224300	N/A	3
V8 5.0L 5038cc		H	7029	27029	N/A	9650 Secondary 9004 Primary	N/A Secondary 29004 Primary	4300	224300	N/A	3

GENESIS COUPE

L4 2.0L 1998cc 122 CID Turbo		D	1334 <sup>53</sup>	21334 <sup>70</sup>	41334	9110	N/A	4684	224684	4234684	3
V6 3.8L 3778cc		H	7029	27029	N/A	9006	N/A	4684	224684	4234684	3

i10

L4 1.1i L 1086cc (Mex.)	G4HD		1083	N/A	N/A	209640	N/A	239344	N/A	N/A	
-------------------------	------	--	------	-----	-----	--------	-----	--------	-----	-----	--

N/A = Not Available N/R = Not Required N/S = Not Servicable For cabin air locator chart, see pages 5-12 See pages 13-16 for footnotes

1) ProSelect - Normal Driving - Traditional Change Intervals 2) NAPA Gold - Severe Driving - OE Recommended intervals 3) NAPA Platinum - Harsh Driving - OE Recommend Intervals

N/A = Non disponible N/R = Non nécessaire N/S = Non réparable Voir le tableau des filtres et d'habitacle aux pages 5-12 Voir pages 13-16 pour des notes

1) NAPA ProSelect et Argent - Conduite normale - Intervalles normaux de remplacement 2) NAPA Or - Conduite difficile - Intervalles recommandés par FEO 3) NAPA Platine - Conduite très difficile - Intervalles recommandés par FEO

N/A = No disponible N/R = No requerido N/S = No Servicable Para el aire de la cabina y tabla de localización de filtro, consulte las páginas 5-12 Ver las páginas 13-16 para las notas al pie de página

1) NAPA ProSelect y Plata - Manejo normal - Intervallos normales de cambio 2) NAPA Oro - Manejo difícil - Intervallos recomendados por el OEM 3) NAPA Platino - Manejo muy difícil - Intervallos recomendados por el OEM

*Italicized Part Numbers May Not Be Available.*

Las piezas con números en *italicas* pueden no estar disponibles.

Les numéros de pièce en *italiques* peuvent ne pas être disponibles.

P  
a  
s  
s  
C  
a  
r  
L  
i  
g  
h  
t  
T  
r  
u  
c  
k  
O  
i  
l  
-  
A  
i  
r  
-  
C  
a  
b  
i  
n



HYUNDAI 2012-2011

Pass Car Light Truck - Oil - Air - Cabin

Year/Año/Année Model/Modelo/Modèle Engine/Motor/Moteur	Eng. Code Código de motor Code moteur	VIN NIV NIV	GOLD Oil Aceite Huile	ProSelect Oil Aceite Huile	Platinum Oil Aceite Huile	GOLD Air Aire Air	ProSelect Air Aire Air	GOLD Cabin Air Cabina Aire Cabine Air	ProSelect Cabin Air Cabina Aire Cabine Air	Platinum Cabin Air Cabina Aire Cabine Air	Loc. Cabin Air Cabina Aire Cabine Air
--	---	-------------------	--------------------------------	-------------------------------------	------------------------------------	----------------------------	---------------------------------	--	---	--	--

## HYUNDAI (Cont'd/Suite)

## 2012 (Cont'd/Suite)

## SANTA FE

L4 2.4L 2359cc		B	1334 <sup>53</sup>	21334 <sup>70</sup>	41334	9250	29250	4015	224015	N/A	3
V6 3.5L 3500cc		G	100164	2100164	4100164	9250	29250	4015	224015	N/A	3

## SONATA

L4 2.0L 1998cc 122 CID Turbo		B	1334 <sup>53</sup>	21334 <sup>70</sup>	41334	9450	29450	4013	224013	4234013	3
L4 2.4L 2359cc		C	1334 <sup>53</sup>	21334 <sup>70</sup>	41334	9450	29450	4013	224013	4234013	3

## SONATA HYBRID

L4 2.4L 2359cc Electric/Gas		4	1334 <sup>53</sup>	21334 <sup>70</sup>	41334	9450	29450	4013	224013	4234013	3
-----------------------------	--	---	--------------------	---------------------	-------	------	-------	------	--------	---------	---

## TUCSON

L4 2.0L 1975cc		B	1334 <sup>53</sup>	21334 <sup>70</sup>	41334	9210	29210	4684	224684	4234684	3
L4 2.4L 2359cc		C	1334 <sup>53</sup>	21334 <sup>70</sup>	41334	9210	29210	4684	224684	4234684	3

## VELOSTER

L4 1.6L 1600cc		D	1334 <sup>53</sup>	21334 <sup>70</sup>	41334	9022	29022	4684	224684	4234684	3
----------------	--	---	--------------------	---------------------	-------	------	-------	------	--------	---------	---

## VERACRUZ

V6 3.8L 3778cc		C	7250	27250	N/A	9059	N/A	4753	N/A	N/A	3
----------------	--	---	------	-------	-----	------	-----	------	-----	-----	---

## 2011

## ACCENT

L4 1.6L 1600cc		C	1334 <sup>53</sup>	21334 <sup>70</sup>	41334	9069	29069	9377	229377	4239377	3
----------------	--	---	--------------------	---------------------	-------	------	-------	------	--------	---------	---

## AZERA

V6 3.3L 3342cc		D	7250	27250	N/A	9052	29052	4013	224013	4234013	3
V6 3.8L 3778cc		F	7250	27250	N/A	9052	29052	4015	224015	N/A	3

## ELANTRA

L4 1.8L 1797cc		E	1334 <sup>53</sup>	21334 <sup>70</sup>	41334	9480	29480	4484	224484	N/A	3
----------------	--	---	--------------------	---------------------	-------	------	-------	------	--------	-----	---

## ELANTRA TOURING

L4 2.0L 1975cc		E	1334 <sup>53</sup>	21334 <sup>70</sup>	41334	9070	29070	4270	N/A	N/A	3
----------------	--	---	--------------------	---------------------	-------	------	-------	------	-----	-----	---

## EQUUS

V8 4.6L 4627cc		F	7029	27029	N/A	9004	29004	4300	224300	N/A	3
----------------	--	---	------	-------	-----	------	-------	------	--------	-----	---

## GENESIS

V6 3.8L 3778cc		E	7250	27250	N/A	9100 Up to 3/15/11 9004 3/15/11 - on	N/A Up to 3/15/11 29004 3/15/11 - on	4300	224300	N/A	3
V8 4.6L 4627cc		F	7029	27029	N/A	9004	29004	4300	224300	N/A	3

## GENESIS COUPE

L4 2.0L 1998cc 122 CID Turbo		D	1334 <sup>53</sup>	21334 <sup>70</sup>	41334	9110	N/A	4684	224684	4234684	3
V6 3.8L 3778cc		H	7250	27250	N/A	9006	N/A	4684	224684	4234684	3

## i10

L4 1.1L 1086cc (Mex.)	G4HD		1083	N/A	N/A	209640	N/A	239344	N/A	N/A	
-----------------------	------	--	------	-----	-----	--------	-----	--------	-----	-----	--

## SANTA FE

L4 2.4L 2359cc		B	1334 <sup>53</sup>	21334 <sup>70</sup>	41334	9250	29250	4015 12/8/10-on 4080 To 12/8/10	224015 12/8/10-on 224080 To 12/8/10	N/A 12/8/10-on N/A To 12/8/10	3 3
V6 3.5L 3500cc		G	100164	2100164	4100164	9250	29250	4015	224015	N/A	3

## SONATA

L4 2.0L 1998cc 122 CID Turbo		B	1334 <sup>53</sup>	21334 <sup>70</sup>	41334	9250	29250	4013	224013	4234013	3
L4 2.4L 2359cc		C	1334 <sup>53</sup>	21334 <sup>70</sup>	41334	9250	29250	4013	224013	4234013	3

## SONATA HYBRID

L4 2.4L 2359cc Electric/Gas		4	1334 <sup>53</sup>	21334 <sup>70</sup>	41334	9450	29450	4013	224013	4234013	3
-----------------------------	--	---	--------------------	---------------------	-------	------	-------	------	--------	---------	---

## TUCSON

L4 2.0L 1975cc		B	1334 <sup>53</sup>	21334 <sup>70</sup>	41334	9210	29210	4684	224684	4234684	3
----------------	--	---	--------------------	---------------------	-------	------	-------	------	--------	---------	---

N/A = Not Available N/R = Not Required N/S = Not Servicable For cabin air locator chart, see pages 5-12 See pages 13-16 for footnotes

1) ProSelect - Normal Driving - Traditional Change Intervals 2) NAPA Gold - Severe Driving - OE Recommended intervals 3) NAPA Platinum - Harsh Driving - OE Recommend Intervals

N/A = Non disponible N/R = Non nécessaire N/S = Non réparable Voir le tableau des filtres et d'habitacle aux pages 5-12 Voir pages 13-16 pour des notes

1) NAPA ProSelect et Argent - Conduite normale - Intervalles normaux de remplacement 2) NAPA Or - Conduite difficile - Intervalles recommandés par FEO 3) NAPA Platine - Conduite très difficile - Intervalles recommandés par FEO

N/A = No disponible N/R = No requerido N/S = No Servicable Para el aire de la cabina y tabla de localización de filtro, consulte las páginas 5-12 Ver las páginas 13-16 para las notas al pie de página

1) NAPA ProSelect y Plata - Manejo normal - Intervallos normales de cambio 2) NAPA Oro - Manejo difícil - Intervallos recomendados por el OEM 3) NAPA Platino - Manejo muy difícil - Intervallos recomendados por el OEM

Italicized Part Numbers May Not Be Available.

Las piezas con números en *italicas* pueden no estar disponibles.  
Les numéros de pièce en *italiques* peuvent ne pas être disponibles.



## Pass Car Light Truck - Oil - Air - Cabin

HYUNDAI 2011-2009

Year/Año/Année Model/Modelo/Modèle Engine/Motor/Moteur	Eng. Code Código de motor Code moteur	VIN NIV NIV	GOLD Oil Aceite Huile	ProSelect Oil Aceite Huile	Platinum Oil Aceite Huile	GOLD Air Aire Air	ProSelect Air Aire Air	GOLD Cabin Air Cabina Aire Cabine Air	ProSelect Cabin Air Cabina Aire Cabine Air	Platinum Cabin Air Cabina Aire Cabine Air	Loc. Cabin Air Cabina Aire Cabine Air
--	---	-------------------	--------------------------------	-------------------------------------	------------------------------------	----------------------------	---------------------------------	--	---	--	--

## HYUNDAI (Cont'd/Suite)

**2011** (Cont'd/Suite)

## TUCSON (Cont'd/Suite)

L4 2.4L 2359cc		C	1334 <sup>53</sup>	21334 <sup>70</sup>	41334	9210	29210	4684	224684	4234684	3
----------------	--	---	--------------------	---------------------	-------	------	-------	------	--------	---------	---

## VERACRUZ

V6 3.8L 3778cc		C	7250	27250	N/A	9059	N/A	4753	N/A	N/A	3
----------------	--	---	------	-------	-----	------	-----	------	-----	-----	---

**2010**

## ACCENT

L4 1.6L 1600cc		C	1334 <sup>53</sup>	21334 <sup>70</sup>	41334	9069	29069	4484	224484	N/A	3
----------------	--	---	--------------------	---------------------	-------	------	-------	------	--------	-----	---

## AZERA

V6 3.3L 3342cc		D	7250 7061 <sup>266</sup>	27250 27061 <sup>266</sup>	N/A N/A <sup>266</sup>	9052	29052	4015	224015	N/A	3
----------------	--	---	-----------------------------	-------------------------------	---------------------------	------	-------	------	--------	-----	---

V6 3.8L 3778cc		F	7250 <sup>267</sup> 7061 <sup>266</sup>	27250 <sup>267</sup> 27061 <sup>266</sup>	N/A <sup>267</sup> N/A <sup>266</sup>	9052	29052	4015	224015	N/A	3
----------------	--	---	--	--	--	------	-------	------	--------	-----	---

## ELANTRA

L4 2.0L 1975cc		D	1334 <sup>53</sup>	21334 <sup>70</sup>	41334	9070	29070	4270	N/A	N/A	3
----------------	--	---	--------------------	---------------------	-------	------	-------	------	-----	-----	---

## ELANTRA TOURING

L4 2.0L 1975cc		E	1334 <sup>53</sup>	21334 <sup>70</sup>	41334	9070	29070	4270	N/A	N/A	3
----------------	--	---	--------------------	---------------------	-------	------	-------	------	-----	-----	---

## ENTOURAGE

V6 3.8L 3778cc		3	7061	27061	N/A	9113	29113	4689	224689	N/A	2
----------------	--	---	------	-------	-----	------	-------	------	--------	-----	---

## GENESIS

V6 3.8L 3778cc		E	7250	27250	N/A	9100	N/A	4300	224300	N/A	3
----------------	--	---	------	-------	-----	------	-----	------	--------	-----	---

V8 4.6L 4627cc		F	7029	27029	N/A	9004	29004	4300	224300	N/A	3
----------------	--	---	------	-------	-----	------	-------	------	--------	-----	---

## GENESIS COUPE

L4 2.0L 1998cc 122 CID Turbo		D	1334 <sup>53</sup>	21334 <sup>70</sup>	41334	9110	N/A	4684	224684	4234684	3
------------------------------	--	---	--------------------	---------------------	-------	------	-----	------	--------	---------	---

V6 3.8L 3778cc		H	7250	27250	N/A	9006	N/A	4684	224684	4234684	3
----------------	--	---	------	-------	-----	------	-----	------	--------	---------	---

## i10

L4 1.1i L 1086cc (Mex.)	G4HD		1083	N/A	N/A	209640	N/A	239344	N/A	N/A	
-------------------------	------	--	------	-----	-----	--------	-----	--------	-----	-----	--

L4 1.2i L 1248cc (Mex.)	G4LA		1083	N/A	N/A	N/A	N/A	239344	N/A	N/A	
-------------------------	------	--	------	-----	-----	-----	-----	--------	-----	-----	--

## SANTA FE

L4 2.4L 2359cc		B	1334 <sup>53</sup>	21334 <sup>70</sup>	41334	9250	29250	4080	224080	N/A	3
----------------	--	---	--------------------	---------------------	-------	------	-------	------	--------	-----	---

V6 3.5L 3500cc		G	100164	2100164	4100164	9250	29250	4080	224080	N/A	3
----------------	--	---	--------	---------	---------	------	-------	------	--------	-----	---

## SONATA

L4 2.4L 2359cc		C	1334 <sup>53</sup>	21334 <sup>70</sup>	41334	9156	29156	4015	224015	N/A	3
----------------	--	---	--------------------	---------------------	-------	------	-------	------	--------	-----	---

V6 3.3L 3342cc		F	7250 <sup>267</sup> 7061 <sup>266</sup>	27250 <sup>267</sup> 27061 <sup>266</sup>	N/A <sup>267</sup> N/A <sup>266</sup>	9052	29052	4015	224015	N/A	3
----------------	--	---	--	--	--	------	-------	------	--------	-----	---

## TUCSON

L4 2.0L Diesel (Mex.)		S,8	107426	N/A	N/A	2834	22834	4761 4684	N/A 224684	N/A 4234684	3 3
-----------------------	--	-----	--------	-----	-----	------	-------	--------------	---------------	----------------	--------

L4 2.4L 2359cc		C	1334 <sup>53</sup>	21334 <sup>70</sup>	41334	9210	29210	4684	224684	4234684	3
----------------	--	---	--------------------	---------------------	-------	------	-------	------	--------	---------	---

## TUCSON 10MY (IX35)

L4 2.0L Turbo Diesel (Mex.)		C	107478	N/A	N/A	9210	29210	4761 N/A	N/A N/A	N/A N/A	3 3
-----------------------------	--	---	--------	-----	-----	------	-------	-------------	------------	------------	--------

## VERACRUZ

V6 3.8L 3778cc		C	7250	27250	N/A	9059	N/A	4753	N/A	N/A	3
----------------	--	---	------	-------	-----	------	-----	------	-----	-----	---

**2009**

## ACCENT

L4 1.6L 1600cc		C	1334 <sup>53</sup>	21334 <sup>70</sup>	41334	9069	29069	4484	224484	N/A	3
----------------	--	---	--------------------	---------------------	-------	------	-------	------	--------	-----	---

## AZERA

V6 3.3L 3342cc		D	7061 <sup>266</sup> 7250 <sup>267</sup>	27061 <sup>266</sup> 27250 <sup>267</sup>	N/A <sup>266</sup> N/A <sup>267</sup>	9052	29052	4517	224517	N/A	3
----------------	--	---	--	--	--	------	-------	------	--------	-----	---

V6 3.8L 3778cc		F	7061 <sup>266</sup> 7250 <sup>267</sup>	27061 <sup>266</sup> 27250 <sup>267</sup>	N/A <sup>266</sup> N/A <sup>267</sup>	9052	29052	4517	224517	N/A	3
----------------	--	---	--	--	--	------	-------	------	--------	-----	---

N/A = Not Available N/R = Not Required N/S = Not Servicable For cabin air locator chart, see pages 5-12 See pages 13-16 for footnotes

1) ProSelect - Normal Driving - Traditional Change Intervals 2) NAPA Gold - Severe Driving - OE Recommended intervals 3) NAPA Platinum - Harsh Driving - OE Recommend Intervals

N/A = Non disponible N/R = Non nécessaire N/S = Non réparable Voir le tableau des filtres et d'habitacle aux pages 5-12 Voir pages 13-16 pour des notes

1) NAPA ProSelect et Argent - Conduite normale - Intervalles normaux de remplacement 2) NAPA Or - Conduite difficile - Intervalles recommandés par FEO 3) NAPA Platine - Conduite très difficile - Intervalles recommandés par FEO

N/A = No disponible N/R = No requerido N/S = No Servicable Para el aire de la cabina y tabla de localización de filtro, consulte las páginas 5-12 Ver las páginas 13-16 para las notas al pie de página

1) NAPA ProSelect y Plata - Manejo normal - Intervalos normales de cambio 2) NAPA Oro - Manejo difícil - Intervalos recomendados por el OEM 3) NAPA Platino - Manejo muy difícil - Intervalos recomendados por el OEM

*Italicized Part Numbers May Not Be Available.*

Las piezas con números en *italicas* pueden no estar disponibles.

Les numéros de pièce en *italiques* peuvent ne pas être disponibles.

P  
a  
s  
s  
C  
a  
r  
L  
i  
g  
h  
t  
T  
r  
u  
c  
k  
O  
i  
l  
-  
A  
i  
r  
-  
C  
a  
b  
i  
n



HYUNDAI 2009-2008

Pass Car Light Truck - Oil - Air - Cabin

Year/Año/Année Model/Modelo/Modele Engine/Motor/Moteur	Eng. Code Código de motor Code moteur	VIN NIV NIV	GOLD Oil Aceite Huile	ProSelect Oil Aceite Huile	Platinum Oil Aceite Huile	GOLD Air Aire Air	ProSelect Air Aire Air	GOLD Cabin Air Cabina Aire Cabine Air	ProSelect Cabin Air Cabina Aire Cabine Air	Platinum Cabin Air Cabina Aire Cabine Air	Loc. Cabin Air Cabina Aire Cabine Air
--	---	-------------------	--------------------------------	-------------------------------------	------------------------------------	----------------------------	---------------------------------	--	---	--	--

## HYUNDAI (Cont'd/Suite)

**2009** (Cont'd/Suite)

## CENTENNIAL

V6 3.5L 3497cc (Mex.)			1334 <sup>53</sup>	21334 <sup>70</sup>	41334			N/A	N/A	N/A	
-----------------------	--	--	--------------------	---------------------	-------	--	--	-----	-----	-----	--

## ELANTRA

L4 2.0L 1975cc		D	1334 <sup>53</sup>	21334 <sup>70</sup>	41334	9070	29070	9377	229377	4239377	3
----------------	--	---	--------------------	---------------------	-------	------	-------	------	--------	---------	---

## ELANTRA TOURING

L4 2.0L 1975cc		E	1334 <sup>53</sup>	21334 <sup>70</sup>	41334	9070	29070	9377	229377	4239377	3
----------------	--	---	--------------------	---------------------	-------	------	-------	------	--------	---------	---

## ENTOURAGE

V6 3.8L 3778cc		3	7061	27061	N/A	9113	29113	4689	224689	N/A	2
----------------	--	---	------	-------	-----	------	-------	------	--------	-----	---

## GENESIS

V6 3.8L 3778cc		E	7250	27250	N/A	9100	N/A	4300	224300	N/A	3
----------------	--	---	------	-------	-----	------	-----	------	--------	-----	---

V8 4.6L 4627cc		F	7029	27029	N/A	9004	29004	4300	224300	N/A	3
----------------	--	---	------	-------	-----	------	-------	------	--------	-----	---

## i10

L4 1.1i L 1086cc (Mex.)	G4HD		1083	N/A	N/A	209640	N/A	239344	N/A	N/A	
-------------------------	------	--	------	-----	-----	--------	-----	--------	-----	-----	--

L4 1.2i L 1248cc (Mex.)	G4LA		1083	N/A	N/A	N/A	N/A	239344	N/A	N/A	
-------------------------	------	--	------	-----	-----	-----	-----	--------	-----	-----	--

## SANTA FE

V6 2.7L 2700cc		D	1334 <sup>53</sup>	21334 <sup>70</sup>	41334 <sup>304</sup>	9191	29191	4517	224517	N/A	3
----------------	--	---	--------------------	---------------------	----------------------	------	-------	------	--------	-----	---

V6 3.3L 3342cc		E	7061 <sup>266</sup> To 10/1/09 7250 <sup>267</sup> From 10/1/09	27061 <sup>266</sup> To 10/1/09 27250 <sup>267</sup> From 10/1/09	N/A <sup>266</sup> To 10/1/09 N/A <sup>267</sup> From 10/1/09	9191	29191	4517	224517	N/A	3
----------------	--	---	--	--	--	------	-------	------	--------	-----	---

## SONATA

L4 2.4L 2359cc		C	1334 <sup>53</sup>	21334 <sup>70</sup>	41334	9156	29156	4015	224015	N/A	3
----------------	--	---	--------------------	---------------------	-------	------	-------	------	--------	-----	---

V6 3.3L 3342cc		F	7061 <sup>266</sup> 7250 <sup>267</sup>	27061 <sup>266</sup> 27250 <sup>267</sup>	N/A <sup>266</sup> N/A <sup>267</sup>	9052	29052	4015	224015	N/A	3
----------------	--	---	--	--	--	------	-------	------	--------	-----	---

## TUCSON

L4 2.0L Diesel (Mex.)		S,8	107426	N/A	N/A	2834	22834	4761 4684	N/A 224684	N/A 4234684	3 3
-----------------------	--	-----	--------	-----	-----	------	-------	--------------	---------------	----------------	--------

L4 2.0L 1975cc		B	1334 <sup>53</sup>	21334 <sup>70</sup>	41334	2834	22834	4761	N/A	N/A	3
----------------	--	---	--------------------	---------------------	-------	------	-------	------	-----	-----	---

V6 2.7L 2700cc		D	1334 <sup>53</sup>	21334 <sup>70</sup>	41334	2834	22834	4684	224684	4234684	3
----------------	--	---	--------------------	---------------------	-------	------	-------	------	--------	---------	---

## VERACRUZ

V6 3.8L 3778cc		C	7250 <sup>267</sup> 7061 <sup>266</sup>	27250 <sup>267</sup> 27061 <sup>266</sup>	N/A <sup>267</sup> N/A <sup>266</sup>	9059	N/A	4753	N/A	N/A	3
----------------	--	---	--	--	--	------	-----	------	-----	-----	---

**2008**

## ACCENT

L4 1.6L 1600cc		C	1334 <sup>53</sup>	21334 <sup>70</sup>	41334	9069	29069	4484	224484	N/A	3
----------------	--	---	--------------------	---------------------	-------	------	-------	------	--------	-----	---

## AZERA

V6 3.3L 3342cc		D	7061	27061	N/A	9052	29052	4517	224517	N/A	3
----------------	--	---	------	-------	-----	------	-------	------	--------	-----	---

V6 3.8L 3778cc		F	7061	27061	N/A	9052	29052	4517	224517	N/A	3
----------------	--	---	------	-------	-----	------	-------	------	--------	-----	---

## CENTENNIAL

V6 3.5L 3497cc (Mex.)			1334 <sup>53</sup>	21334 <sup>70</sup>	41334			N/A	N/A	N/A	
-----------------------	--	--	--------------------	---------------------	-------	--	--	-----	-----	-----	--

## ELANTRA

L4 2.0L 1975cc		D	1334 <sup>53</sup>	21334 <sup>70</sup>	41334	9070	29070	9377	229377	4239377	3
----------------	--	---	--------------------	---------------------	-------	------	-------	------	--------	---------	---

## ENTOURAGE

V6 3.8L 3778cc		3	7250 <sup>267</sup> 7061 <sup>266</sup>	27250 <sup>267</sup> 27061 <sup>266</sup>	N/A <sup>267</sup> N/A <sup>266</sup>	9113	29113	4689	224689	N/A	2
----------------	--	---	--	--	--	------	-------	------	--------	-----	---

## i10

L4 1.1i L 1086cc (Mex.)	G4HD		1083	N/A	N/A	209640	N/A	239344	N/A	N/A	
-------------------------	------	--	------	-----	-----	--------	-----	--------	-----	-----	--

L4 1.2i L 1248cc (Mex.)	G4LA		1083	N/A	N/A	N/A	N/A	239344	N/A	N/A	
-------------------------	------	--	------	-----	-----	-----	-----	--------	-----	-----	--

## SANTA FE

V6 2.7L 2700cc		D	1334 <sup>53</sup>	21334 <sup>70</sup>	41334 <sup>304</sup>	9191	29191	4517	224517	N/A	3
----------------	--	---	--------------------	---------------------	----------------------	------	-------	------	--------	-----	---

			7356 <sup>53</sup>	21334 <sup>70</sup>	47356 <sup>305</sup>						
--	--	--	--------------------	---------------------	----------------------	--	--	--	--	--	--

--	--	--	--	--	--	--	--	--	--	--	--

--	--	--	--	--	--	--	--	--	--	--	--

--	--	--	--	--	--	--	--	--	--	--	--

--	--	--	--	--	--	--	--	--	--	--	--

--	--	--	--	--	--	--	--	--	--	--	--

--	--	--	--	--	--	--	--	--	--	--	--

--	--	--	--	--	--	--	--	--	--	--	--

--	--	--	--	--	--	--	--	--	--	--	--

--	--	--	--	--	--	--	--	--	--	--	--

--	--	--	--	--	--	--	--	--	--	--	--

--	--	--	--	--	--	--	--	--	--	--	--

--	--	--	--	--	--	--	--	--	--	--	--

N/A = Not Available N/R = Not Required N/S = Not Servicable For cabin air locator chart, see pages 5-12 See pages 13-16 for footnotes

1) ProSelect - Normal Driving - Traditional Change Intervals 2) NAPA Gold - Severe Driving - OE Recommended Intervals 3) NAPA Platinum - Harsh Driving - OE Recommend Intervals

N/A = Non disponible N/R = Non nécessaire N/S = Non réparable Voir le tableau des filtres et d'habitacle aux pages 5-12 Voir pages 13-16 pour des notes

1) NAPA ProSelect et Argent - Conduite normale - Intervalles normaux de remplacement 2) NAPA Or - Conduite difficile - Intervalles recommandés par FEO 3) NAPA Platine - Conduite très difficile - Intervalles recommandés par FEO

N/A = No disponible N/R = No requerido N/S = No Servicable Para el aire de la cabina y tabla de localización de filtro, consulte las páginas 5-12 Ver las páginas 13-16 para las notas al pie de página

1) NAPA ProSelect y Plata - Manejo normal - Intervalos normales de cambio 2) NAPA Oro - Manejo difícil - Intervalos recomendados por el OEM 3) NAPA Platino - Manejo muy difícil - Intervalos recomendados por el OEM

Italicized Part Numbers May Not Be Available.

Las piezas con números en *italicas* pueden no estar disponibles.  
Les numéros de pièce en *italiques* peuvent ne pas être disponibles.



## Pass Car Light Truck - Oil - Air - Cabin

HYUNDAI 2008-2006

Year/Año/Année Model/Modelo/Modèle Engine/Motor/Moteur	Eng. Code Código de motor Code moteur	VIN NIV NIV	GOLD Oil Aceite Huile	ProSelect Oil Aceite Huile	Platinum Oil Aceite Huile	GOLD Air Aire Air	ProSelect Air Aire Air	GOLD Cabin Air Cabina Aire Cabine Air	ProSelect Cabin Air Cabina Aire Cabine Air	Platinum Cabin Air Cabina Aire Cabine Air	Loc. Cabin Air Cabina Aire Cabine Air
--	---	-------------------	--------------------------------	-------------------------------------	------------------------------------	----------------------------	---------------------------------	--	---	--	--

## HYUNDAI (Cont'd/Suite)

## 2008 (Cont'd/Suite)

## SANTA FE (Cont'd/Suite)

V6 3.3L 3342cc		E	7061	27061 <sup>70</sup>	N/A	9191	29191	4517	224517	N/A	3
----------------	--	---	------	---------------------	-----	------	-------	------	--------	-----	---

## SONATA

L4 2.4L 2359cc		C	1334 <sup>53</sup>	21334 <sup>70</sup>	41334	9156	29156	4517	224517	N/A	3
V6 3.3L 3342cc		F	7061	27061	N/A	9052	29052	4517	224517	N/A	3

## TIBURON

L4 2.0L 1975cc		D	1334 <sup>53</sup>	21334 <sup>70</sup>	41334	2551	22551	4689	224689	N/A	2
V6 2.7L 2656cc		F	1334 <sup>53</sup>	21334 <sup>70</sup>	41334	2551	22551	4689	224689	N/A	2

## TUCSON

L4 2.0L Diesel (Mex.)		S,8	107426	N/A	N/A	2834	22834	4761 4684	N/A 224684	N/A 4234684	3 3
L4 2.0L 1975cc		B	1334 <sup>53</sup>	21334 <sup>70</sup>	41334	2834	22834	4684	224684	4234684	3
V6 2.7L 2700cc		D	1334 <sup>53</sup>	21334 <sup>70</sup>	41334	2834	22834	4684	224684	4234684	3

## VERACRUZ

V6 3.8L 3778cc		C	7250 <sup>267</sup> 7061 <sup>266</sup>	27250 <sup>267</sup> 27061 <sup>266</sup>	N/A <sup>267</sup> N/A <sup>266</sup>	9059	N/A	4753	N/A	N/A	3
----------------	--	---	--	--	--	------	-----	------	-----	-----	---

## 2007

## ACCENT

L4 1.6L 1600cc		C	1334 <sup>53</sup>	21334 <sup>70</sup>	41334	9069	29069	4484	224484	N/A	3
----------------	--	---	--------------------	---------------------	-------	------	-------	------	--------	-----	---

## AZERA

V6 3.3L 3342cc		D	7061	27061	N/A	9052	29052	4517	224517	N/A	3
V6 3.8L 3778cc		F	7061	27061	N/A	9052	29052	4517	224517	N/A	3

## CENTENNIAL

V6 3.5L 3497cc (Mex.)			1334 <sup>53</sup>	21334 <sup>70</sup>	41334			N/A	N/A	N/A	
-----------------------	--	--	--------------------	---------------------	-------	--	--	-----	-----	-----	--

## ELANTRA

L4 2.0L 1975cc		D	1334 <sup>53</sup>	21334 <sup>70</sup>	41334	9070	29070	9377	229377	4239377	3
----------------	--	---	--------------------	---------------------	-------	------	-------	------	--------	---------	---

## ENTOURAGE

V6 3.8L 3778cc		3	7061	27061	N/A	9113	29113	4689	224689	N/A	2
----------------	--	---	------	-------	-----	------	-------	------	--------	-----	---

## SANTA FE

V6 2.7L 2700cc		D	1334 <sup>53</sup> 7356 <sup>53</sup>	21334 <sup>70</sup> 27356 <sup>70</sup>	41334 <sup>304</sup> 47356 <sup>305</sup>	9191	29191	4517	224517	N/A	3
V6 3.3L 3342cc		E	7061	27061 <sup>70</sup>	N/A	9191	29191	4517	224517	N/A	3

## SONATA

L4 2.4L 2359cc		C	1334 <sup>53</sup>	21334 <sup>70</sup>	41334	9156	29156	4517	224517	N/A	3
V6 3.3L 3342cc		F	7061	27061	N/A	9052	29052	4517	224517	N/A	3

## TIBURON

L4 2.0L 1975cc		D	1334 <sup>53</sup>	21334 <sup>70</sup>	41334	2551	22551	4689	224689	N/A	2
V6 2.7L 2656cc		F	1334 <sup>53</sup>	21334 <sup>70</sup>	41334	2551	22551	4689	224689	N/A	2

## TUCSON

L4 2.0L Diesel (Mex.)		S,8	107426	N/A	N/A	2834	22834	4761 <sup>276</sup> 4684 <sup>277</sup>	N/A <sup>276</sup> 224684 <sup>277</sup>	N/A <sup>276</sup> 4234684 <sup>277</sup>	3 3
L4 2.0L 1975cc		B	1334 <sup>53</sup>	21334 <sup>70</sup>	41334	2834	22834	4761 <sup>276</sup> 4684 <sup>277</sup>	N/A <sup>276</sup> 224684 <sup>277</sup>	N/A <sup>276</sup> 4234684 <sup>277</sup>	3 3
V6 2.7L 2700cc		D	1334 <sup>53</sup>	21334 <sup>70</sup>	41334	2834	22834	4761 <sup>276</sup> 4684 <sup>277</sup>	N/A <sup>276</sup> 224684 <sup>277</sup>	N/A <sup>276</sup> 4234684 <sup>277</sup>	3 3

## VERACRUZ

V6 3.8L 3778cc		C	7061 <sup>266</sup> 7250 <sup>266</sup>	27061 <sup>266</sup> 27250 <sup>266</sup>	N/A <sup>266</sup> N/A <sup>266</sup>	9059	N/A	4753	N/A	N/A	3
----------------	--	---	--	--	--	------	-----	------	-----	-----	---

## 2006

## ACCENT

L4 1.6L 1600cc		C	1334 <sup>53</sup>	21334 <sup>70</sup>	41334	9069	29069	4484	224484	N/A	3
----------------	--	---	--------------------	---------------------	-------	------	-------	------	--------	-----	---

N/A = Not Available N/R = Not Required N/S = Not Servicable For cabin air locator chart, see pages 5-12 See pages 13-16 for footnotes

1) ProSelect - Normal Driving - Traditional Change Intervals 2) NAPA Gold - Severe Driving - OE Recommended intervals 3) NAPA Platinum - Harsh Driving - OE Recommend Intervals

N/A = Non disponible N/R = Non nécessaire N/S = Non réparable Voir le tableau des filtres et d'habitacle aux pages 5-12 Voir pages 13-16 pour des notes

1) NAPA ProSelect et Argent - Conduite normale - Intervalles normaux de remplacement 2) NAPA Or - Conduite difficile - Intervalles recommandés par FEO 3) NAPA Platine - Conduite très difficile - Intervalles recommandés par FEO

N/A = No disponible N/R = No requerido N/S = No Servicable Para el aire de la cabina y tabla de localización de filtro, consulte las páginas 5-12 Ver las páginas 13-16 para las notas al pie de página

1) NAPA ProSelect y Plata - Manejo normal - Intervalles normales de cambio 2) NAPA Oro - Manejo difícil - Intervalles recomendados por el OEM 3) NAPA Platino - Manejo muy difícil - Intervalles recomendados por el OEM

*Italicized Part Numbers May Not Be Available.*Las piezas con números en *italicas* pueden no estar disponibles.Les numéros de pièce en *italiques* peuvent ne pas être disponibles.P  
a  
s  
s  
C  
a  
r  
L  
i  
g  
h  
t  
T  
r  
u  
c  
k  
O  
i  
l  
-  
A  
i  
r  
-  
C  
a  
b  
i  
n



HYUNDAI 2006-2005

Pass Car Light Truck - Oil - Air - Cabin

Year/Año/Année Model/Modelo/Modèle Engine/Motor/Moteur	Eng. Code Código de motor Code moteur	VIN NIV NIV	GOLD Oil Aceite Huile	ProSelect Oil Aceite Huile	Platinum Oil Aceite Huile	GOLD Air Aire Air	ProSelect Air Aire Air	GOLD Cabin Air Cabina Aire Cabine Air	ProSelect Cabin Air Cabina Aire Cabine Air	Platinum Cabin Air Cabina Aire Cabine Air	Loc. Cabin Air Cabina Aire Cabine Air
--	---	-------------------	--------------------------------	-------------------------------------	------------------------------------	----------------------------	---------------------------------	--	---	--	--

HYUNDAI (Cont'd/Suite)

**2006** (Cont'd/Suite)

**AZERA**

V6 3.8L 3778cc		F	7061	27061	N/A	9052	29052	4517	224517	N/A	3
----------------	--	---	------	-------	-----	------	-------	------	--------	-----	---

**CENTENNIAL**

V6 3.5L 3497cc (Mex.)			1334 <sup>53</sup>	21334 <sup>70</sup>	41334			N/A	N/A	N/A	
V8 4.5L 4498cc (Mex.)			1334 <sup>53</sup>	21334 <sup>70</sup>	41334			4809	N/A	N/A	

**ELANTRA**

L4 2.0L 1975cc		D	1334 <sup>53</sup>	21334 <sup>70</sup>	41334	2551	22551	4689	224689	N/A	2
----------------	--	---	--------------------	---------------------	-------	------	-------	------	--------	-----	---

**SANTA FE**

L4 2.4L 2351cc		B	1334 <sup>53</sup>	21334 <sup>70</sup>	41334	2740	22740	4853	224853	N/A	3
V6 2.7L 2700cc		D	1334 <sup>53</sup>	21334 <sup>70</sup>	41334	2740	22740	4853	224853	N/A	3
V6 3.5L 3500cc		E	1334 <sup>53</sup>	21334 <sup>70</sup>	41334	2879	N/A	4853	224853	N/A	3

**SONATA**

L4 2.4L 2359cc		C	1334 <sup>53</sup>	21334 <sup>70</sup>	41334	9156	29156	4517	224517	N/A	3
V6 3.3L 3342cc		F	7061	27061	N/A	9052	29052	4517	224517	N/A	3

**TIBURON**

L4 2.0L 1975cc		D	1334 <sup>53</sup>	21334 <sup>70</sup>	41334	2551	22551	4689	224689	N/A	2
V6 2.7L 2656cc		F	1334 <sup>53</sup>	21334 <sup>70</sup>	41334	2551	22551	4689	224689	N/A	2

**TUCSON**

L4 2.0L Diesel (Mex.)		S,8	107426	N/A	N/A	2834	22834	4761 4684	N/A 224684	N/A 4234684	3 3
L4 2.0L 1975cc		B	1334 <sup>53</sup>	21334 <sup>70</sup>	41334	2834	22834	4761 <sup>276</sup> 4684 <sup>277</sup>	N/A <sup>276</sup> 224684 <sup>277</sup>	N/A <sup>276</sup> 4234684 <sup>277</sup>	3 3
V6 2.7L 2700cc		D	1334 <sup>53</sup>	21334 <sup>70</sup>	41334	2834	22834	4761 <sup>276</sup> 4684 <sup>277</sup>	N/A <sup>276</sup> 224684 <sup>277</sup>	N/A <sup>276</sup> 4234684 <sup>277</sup>	3 3

**2005**

**ACCENT**

L4 1.6L 1600cc		C	1334 <sup>53</sup>	21334 <sup>70</sup>	41334	6674	26674	4879	N/A	N/A	3
----------------	--	---	--------------------	---------------------	-------	------	-------	------	-----	-----	---

**CENTENNIAL**

V6 3.5L 3497cc (Mex.)			1334 <sup>53</sup>	21334 <sup>70</sup>	41334			N/A	N/A	N/A	
V8 4.5L 4498cc (Mex.)			1334 <sup>53</sup>	21334 <sup>70</sup>	41334			4809	N/A	N/A	

**ELANTRA**

L4 2.0L 1975cc		D	1334 <sup>53</sup>	21334 <sup>70</sup>	41334	2551	22551	4689	224689	N/A	2
----------------	--	---	--------------------	---------------------	-------	------	-------	------	--------	-----	---

**SANTA FE**

L4 2.4L 2351cc		B	1334 <sup>53</sup>	21334 <sup>70</sup>	41334	2740	22740	4853	224853	N/A	3
V6 2.7L 2700cc		D	1334 <sup>53</sup>	21334 <sup>70</sup>	41334	2740	22740	4853	224853	N/A	3
V6 3.5L 3500cc		E	1334 <sup>53</sup>	21334 <sup>70</sup>	41334	2879	N/A	4853	224853	N/A	3

**SONATA**

L4 2.4L 2351cc		S	1334 <sup>53</sup>	21334 <sup>70</sup>	41334	2797	22797	4853	224853	N/A	3
V6 2.7L 2656cc		H	1334 <sup>53</sup>	21334 <sup>70</sup>	41334	2797	22797	4853	224853	N/A	3

**TIBURON**

L4 2.0L 1975cc		D	1334 <sup>53</sup>	21334 <sup>70</sup>	41334	2551	22551	4689	224689	N/A	2
V6 2.7L 2656cc		F	1334 <sup>53</sup>	21334 <sup>70</sup>	41334	2551	22551	4689	224689	N/A	2

**TUCSON**

L4 2.0L Diesel (Mex.)		S,8	107426	N/A	N/A	2834	22834	4761 4684 <sup>277</sup>	N/A 224684 <sup>277</sup>	N/A 4234684 <sup>277</sup>	3 3
L4 2.0L 1975cc		B	1334 <sup>53</sup>	21334 <sup>70</sup>	41334	2834	22834	4684	224684	4234684	3
V6 2.7L 2700cc		D	1334 <sup>53</sup>	21334 <sup>70</sup>	41334	2834	22834	4684	224684	4234684	3

**XG350**

V6 3.5L 3500cc		E	1334 <sup>53</sup>	21334 <sup>70</sup>	41334	2727	N/A	4853	224853	N/A	3
----------------	--	---	--------------------	---------------------	-------	------	-----	------	--------	-----	---

N/A = Not Available N/R = Not Required N/S = Not Servicable For cabin air locator chart, see pages 5-12 See pages 13-16 for footnotes

1) ProSelect - Normal Driving - Traditional Change Intervals 2) NAPA Gold - Severe Driving - OE Recommended intervals 3) NAPA Platinum - Harsh Driving - OE Recommend Intervals

N/A = Non disponible N/R = Non nécessaire N/S = Non réparable Voir le tableau des filtres et d'habitacle aux pages 5-12 Voir pages 13-16 pour des notes

1) NAPA ProSelect et Argent - Conduite normale - Intervalles normaux de remplacement 2) NAPA Or - Conduite difficile - Intervalles recommandés par FEO 3) NAPA Platine - Conduite très difficile - Intervalles recommandés par FEO

N/A = No disponible N/R = No requerido N/S = No Servicable Para el aire de la cabina y tabla de localización de filtro, consulte las páginas 5-12 Ver las páginas 13-16 para las notas al pie de página

1) NAPA ProSelect y Plata - Manejo normal - Intervalos normales de cambio 2) NAPA Oro - Manejo difícil - Intervalos recomendados por el OEM 3) NAPA Platino - Manejo muy difícil - Intervalos recomendados por el OEM

*Italicized Part Numbers May Not Be Available.*

Las piezas con números en *italicas* pueden no estar disponibles.  
Les numéros de pièce en *italiques* peuvent ne pas être disponibles.



## Pass Car Light Truck - Oil - Air - Cabin

HYUNDAI 2004-2002

Year/Año/Année Model/Modelo/Modèle Engine/Motor/Moteur	Eng. Code Código de motor Code moteur	VIN NIV NIV	GOLD Oil Aceite Huile	ProSelect Oil Aceite Huile	Platinum Oil Aceite Huile	GOLD Air Aire Air	ProSelect Air Aire Air	GOLD Cabin Air Cabina Aire Cabine Air	ProSelect Cabin Air Cabina Aire Cabine Air	Platinum Cabin Air Cabina Aire Cabine Air	Loc. Cabin Air Cabina Aire Cabine Air
--	---	-------------------	--------------------------------	-------------------------------------	------------------------------------	----------------------------	---------------------------------	--	---	--	--

## HYUNDAI (Cont'd/Suite)

## 2004

## ACCENT

L4 1.6L 1600cc		C	1334 <sup>53</sup>	21334 <sup>70</sup>	41334	6674	26674	4879	N/A	N/A	3
----------------	--	---	--------------------	---------------------	-------	------	-------	------	-----	-----	---

## CENTENNIAL

V6 3.5L 3497cc (Mex.)			1334 <sup>53</sup>	21334 <sup>70</sup>	41334			N/A	N/A	N/A	
V8 4.5L 4498cc (Mex.)			1334 <sup>53</sup>	21334 <sup>70</sup>	41334			4809	N/A	N/A	

## ELANTRA

L4 2.0L 1975cc		D	1334 <sup>53</sup>	21334 <sup>70</sup>	41334	2551	22551	4689	224689	N/A	2
----------------	--	---	--------------------	---------------------	-------	------	-------	------	--------	-----	---

## SANTA FE

L4 2.4L 2351cc		B	1334 <sup>53</sup>	21334 <sup>70</sup>	41334	2740	22740	4853	224853	N/A	3
V6 2.7L 2700cc		D	1334 <sup>53</sup>	21334 <sup>70</sup>	41334	2740 <sup>90</sup> 2879 <sup>90</sup>	22740 <sup>90</sup> N/A <sup>90</sup>	4853	224853	N/A	3
V6 3.5L 3500cc		E	1334 <sup>53</sup>	21334 <sup>70</sup>	41334	2879	N/A	4853	224853	N/A	3

## SONATA

L4 2.4L 2351cc		S	1334 <sup>53</sup>	21334 <sup>70</sup>	41334	2797	22797	4853	224853	N/A	3
V6 2.7L 2656cc		H	1334 <sup>53</sup>	21334 <sup>70</sup>	41334	2797	22797	4853	224853	N/A	3

## TIBURON

L4 2.0L 1975cc		D	1334 <sup>53</sup>	21334 <sup>70</sup>	41334	2551	22551	4689	224689	N/A	2
V6 2.7L 2656cc		F	1334 <sup>53</sup>	21334 <sup>70</sup>	41334	2551	22551	4689	224689	N/A	2

## TUCSON

L4 2.0L Diesel (Mex.)		S,8	107426	N/A	N/A	2834	22834	4761 4684	N/A 224684	N/A 4234684	3 3
-----------------------	--	-----	--------	-----	-----	------	-------	--------------	---------------	----------------	--------

## XG350

V6 3.5L 3500cc		E	1334 <sup>53</sup>	21334 <sup>70</sup>	41334	2727	N/A	4853	224853	N/A	3
----------------	--	---	--------------------	---------------------	-------	------	-----	------	--------	-----	---

## 2003

## ACCENT

L4 1.5L 1495cc		N	1334 <sup>53</sup>	21334 <sup>70</sup>	41334	6674	26674	N/R	N/R	N/R	
			1334 <sup>53</sup>	21334 <sup>70</sup>	41334	6674	26674	N/R	N/R	N/R	
L4 1.6L 1600cc		C	1334 <sup>53</sup>	21334 <sup>70</sup>	41334	6674	26674	4879	N/A	N/A	3

## CENTENNIAL

V6 3.5L 3497cc (Mex.)			1334 <sup>53</sup>	21334 <sup>70</sup>	41334			N/A	N/A	N/A	
V8 4.5L 4498cc (Mex.)			1334 <sup>53</sup>	21334 <sup>70</sup>	41334			4809	N/A	N/A	

## ELANTRA

L4 2.0L 1975cc		D	1334 <sup>53</sup>	21334 <sup>70</sup>	41334	2551	22551	4689	224689	N/A	2
----------------	--	---	--------------------	---------------------	-------	------	-------	------	--------	-----	---

## SANTA FE

L4 2.4L 2351cc		B	1334 <sup>53</sup>	21334 <sup>70</sup>	41334	2740	22740	4853	224853	N/A	3
V6 2.7L 2700cc		D	1334 <sup>53</sup>	21334 <sup>70</sup>	41334	2740	22740	4853	224853	N/A	3
V6 3.5L 3500cc		E	1334 <sup>53</sup>	21334 <sup>70</sup>	41334	2879	N/A	4853	224853	N/A	3

## SONATA

L4 2.4L 2351cc		S	1334 <sup>53</sup>	21334 <sup>70</sup>	41334	2797	22797	4853	224853	N/A	3
V6 2.7L 2656cc		H	1334 <sup>53</sup>	21334 <sup>70</sup>	41334	2797	22797	4853	224853	N/A	3

## TIBURON

L4 2.0L 1975cc		D	1334 <sup>53</sup>	21334 <sup>70</sup>	41334	2551	22551	4689	224689	N/A	2
V6 2.7L 2656cc		F	1334 <sup>53</sup>	21334 <sup>70</sup>	41334	2551	22551	4689	224689	N/A	2

## XG350

V6 3.5L 3500cc		E	1334 <sup>53</sup>	21334 <sup>70</sup>	41334	2727	N/A	N/A	N/A	N/A	
----------------	--	---	--------------------	---------------------	-------	------	-----	-----	-----	-----	--

## 2002

## ACCENT

L4 1.5L 1495cc		N	1334 <sup>53</sup>	21334 <sup>70</sup>	41334	6674	26674	N/A	N/A	N/A	
L4 1.6L 1600cc		C	1334 <sup>53</sup>	21334 <sup>70</sup>	41334	6674	26674	N/A	N/A	N/A	

N/A = Not Available N/R = Not Required N/S = Not Servicable For cabin air locator chart, see pages 5-12 See pages 13-16 for footnotes

1) ProSelect - Normal Driving - Traditional Change Intervals 2) NAPA Gold - Severe Driving - OE Recommended intervals 3) NAPA Platinum - Harsh Driving - OE Recommend Intervals

N/A = Non disponible N/R = Non nécessaire N/S = Non réparable Voir le tableau des filtres et d'habitacle aux pages 5-12 Voir pages 13-16 pour des notes

1) NAPA ProSelect et Argent - Conduite normale - Intervalles normaux de remplacement 2) NAPA Or - Conduite difficile - Intervalles recommandés par FEO 3) NAPA Platine - Conduite très difficile - Intervalles recommandés par FEO

N/A = No disponible N/R = No requerido N/S = No Servicable Para el aire de la cabina y tabla de localización de filtro, consulte las páginas 5-12 Ver las páginas 13-16 para las notas al pie de página

1) NAPA ProSelect y Plata - Manejo normal - Intervalos normales de cambio 2) NAPA Oro - Manejo difícil - Intervalos recomendados por el OEM 3) NAPA Platino - Manejo muy difícil - Intervalos recomendados por el OEM

Italicized Part Numbers May Not Be Available.

Las piezas con números en *italicas* pueden no estar disponibles.Les numéros de pièce en *italiques* peuvent ne pas être disponibles.P  
a  
s  
s  
C  
a  
r  
L  
i  
g  
h  
t  
T  
r  
u  
c  
k  
O  
i  
l  
-  
A  
i  
r  
-  
C  
a  
b  
i  
n





Year/Año/Année Model/Modelo/Modele Engine/Motor/Moteur	Eng. Code Código de motor Code moteur	VIN NIV NIV	GOLD Oil Aceite Huile	ProSelect Oil Aceite Huile	Platinum Oil Aceite Huile	GOLD Air Aire Air	ProSelect Air Aire Air	GOLD Cabin Air Cabina Aire Cabine Air	ProSelect Cabin Air Cabina Aire Cabine Air	Platinum Cabin Air Cabina Aire Cabine Air	Loc. Cabin Air Cabina Aire Cabine Air
--	---	-------------------	--------------------------------	-------------------------------------	------------------------------------	----------------------------	---------------------------------	--	---	--	--

HYUNDAI (Cont'd/Suite)

**2002** (Cont'd/Suite)

**CENTENNIAL**

V6 3.5L 3497cc (Mex.)			1334 <sup>53</sup>	21334 <sup>70</sup>	41334			N/A	N/A	N/A	
V8 4.5L 4498cc (Mex.)			1334 <sup>53</sup>	21334 <sup>70</sup>	41334			4809	N/A	N/A	

**ELANTRA**

L4 2.0L 1975cc		D	1334 <sup>53</sup>	21334 <sup>70</sup>	41334	2551	22551	4689	224689	N/A	2
----------------	--	---	--------------------	---------------------	-------	------	-------	------	--------	-----	---

**SANTA FE**

L4 2.4L 2351cc		B	1334 <sup>53</sup>	21334 <sup>70</sup>	41334	2740	22740	4853	224853	N/A	3
V6 2.7L 2700cc		D	1334 <sup>53</sup>	21334 <sup>70</sup>	41334	2740	22740	4853	224853	N/A	3

**SONATA**

L4 2.4L 2351cc		S	1334 <sup>53</sup>	21334 <sup>70</sup>	41334	2797	22797	N/A	N/A	N/A	
V6 2.7L 2656cc		H	1334 <sup>53</sup>	21334 <sup>70</sup>	41334	2797	22797	N/A	N/A	N/A	

**XG350**

V6 3.5L 3500cc		E	1334 <sup>53</sup>	21334 <sup>70</sup>	41334	2727	N/A	N/A	N/A	N/A	
----------------	--	---	--------------------	---------------------	-------	------	-----	-----	-----	-----	--

**2001**

**ACCENT**

L4 1.5L 1495cc		N	1334 <sup>53</sup>	21334 <sup>70</sup>	41334	6674	26674	N/A	N/A	N/A	
L4 1.6L 1600cc		C	1334 <sup>53</sup>	21334 <sup>70</sup>	41334	6674	26674	N/A	N/A	N/A	

**CENTENNIAL**

V6 3.5L 3497cc (Mex.)			1334 <sup>53</sup>	21334 <sup>70</sup>	41334			N/A	N/A	N/A	
-----------------------	--	--	--------------------	---------------------	-------	--	--	-----	-----	-----	--

**ELANTRA**

L4 2.0L 1997cc		F	1334 <sup>53</sup>	21334 <sup>70</sup>	41334	2551	22551	4689	224689	N/A	2
----------------	--	---	--------------------	---------------------	-------	------	-------	------	--------	-----	---

**SANTA FE**

L4 2.4L 2351cc		B	1334 <sup>53</sup>	21334 <sup>70</sup>	41334	2740	22740	4853	224853	N/A	3
V6 2.7L 2700cc		D	1334 <sup>53</sup>	21334 <sup>70</sup>	41334	2740	22740	4853	224853	N/A	3

**SONATA**

L4 2.4L 2351cc		S	1334 <sup>53</sup>	21334 <sup>70</sup>	41334	2797	22797	N/A	N/A	N/A	
V6 2.5L 2493cc		V	1334 <sup>53</sup>	21334 <sup>70</sup>	41334	2797	22797	N/A	N/A	N/A	

**TIBURON**

L4 2.0L 1997cc		F	1334 <sup>53</sup>	21334 <sup>70</sup>	41334	6318	26318	4689	224689	N/A	2
----------------	--	---	--------------------	---------------------	-------	------	-------	------	--------	-----	---

**XG300**

V6 3.0L 2972cc		D	1334 <sup>53</sup>	21334 <sup>70</sup>	41334	2727	N/A	N/A	N/A	N/A	
----------------	--	---	--------------------	---------------------	-------	------	-----	-----	-----	-----	--

INFINITI

**2023**

**Q50**

V6 3.0L 2997CC 183CID Turbo	VR30DDTT		1358 <sup>53</sup>	21358 <sup>70</sup>	41358	6044(2)	N/A	4479 230426 <sup>78</sup>	224479 N/A <sup>78</sup>	4234479 N/A <sup>78</sup>	3 3
-----------------------------	----------	--	--------------------	---------------------	-------	---------	-----	------------------------------	-----------------------------	------------------------------	--------

**QX50**

L4 2.0L 1997CC 122CID Turbo			1358 <sup>53</sup>	21358 <sup>70</sup>	41358	201153	N/A	230447	2230447	N/A	
-----------------------------	--	--	--------------------	---------------------	-------	--------	-----	--------	---------	-----	--

**QX55**

L4 2.0L 1997CC 122CID Turbo			1358 <sup>53</sup>	21358 <sup>70</sup>	41358	201153	N/A	230447	2230447	N/A	
-----------------------------	--	--	--------------------	---------------------	-------	--------	-----	--------	---------	-----	--

**QX60**

V6 3.5L 3500CC 214CID	VQ35DD		1358 <sup>53</sup>	21358 <sup>70</sup>	41358	6116	26116	230013	2230013	4230013	3
-----------------------	--------	--	--------------------	---------------------	-------	------	-------	--------	---------	---------	---

**QX80**

V8 5.6L 5552cc	VK56VD		7356 <sup>53</sup>	27356 <sup>70</sup>	47356	200298	2200298	4479 <sup>79</sup> 230426 <sup>78</sup>	224479 <sup>79</sup> N/A <sup>78</sup>	4234479 <sup>79</sup> N/A <sup>78</sup>	3 3
----------------	--------	--	--------------------	---------------------	-------	--------	---------	--	---	--	--------

**2022**

**Q50**

V6 3.0L 2997CC 183CID Turbo	VR30DDTT		1358 <sup>53</sup>	21358 <sup>70</sup>	41358	6044(2)	N/A	4479 <sup>79</sup> 230426 <sup>79</sup>	224479 <sup>79</sup> N/A <sup>79</sup>	4234479 <sup>79</sup> N/A <sup>79</sup>	3 3
-----------------------------	----------	--	--------------------	---------------------	-------	---------	-----	--	---	--	--------

N/A = Not Available N/R = Not Required N/S = Not Servicable For cabin air locator chart, see pages 5-12 See pages 13-16 for footnotes

1) ProSelect - Normal Driving - Traditional Change Intervals 2) NAPA Gold - Severe Driving - OE Recommended intervals 3) NAPA Platinum - Harsh Driving - OE Recommend Intervals

N/A = Non disponible N/R = Non nécessaire N/S = Non réparable Voir le tableau des filtres et d'habitacle aux pages 5-12 Voir pages 13-16 pour des notes

1) NAPA ProSelect et Argent - Conduite normale - Intervalles normaux de remplacement 2) NAPA Or - Conduite difficile - Intervalles recommandés par FEO 3) NAPA Platine - Conduite très difficile - Intervalles recommandés par FEO

N/A = No disponible N/R = No requerido N/S = No Servicable Para el aire de la cabina y tabla de localización de filtro, consulte las páginas 5-12 Ver las páginas 13-16 para las notas al pie de página

1) NAPA ProSelect y Plata - Manejo normal - Intervalos normales de cambio 2) NAPA Oro - Manejo difícil - Intervalos recomendados por el OEM 3) NAPA Platino - Manejo muy difícil - Intervalos recomendados por el OEM

*Italicized Part Numbers May Not Be Available.*

Las piezas con números en *italicas* pueden no estar disponibles.  
Les numéros de pièce en *italiques* peuvent ne pas être disponibles.



Pass Car Light Truck - Oil - Air - Cabin

INFINITI 2022-2019

Year/Anio/Année Model/Modelo/Modèle Engine/Motor/Moteur	Eng. Code Código de motor Code moteur	VIN NIV NIV	GOLD Oil Aceite Huile	ProSelect Oil Aceite Huile	Platinum Oil Aceite Huile	GOLD Air Aire Air	ProSelect Air Aire Air	GOLD Cabin Air Cabina Aire Cabine Air	ProSelect Cabin Air Cabina Aire Cabine Air	Platinum Cabin Air Cabina Aire Cabine Air	Loc. Cabin Air Cabina Aire Cabine Air
---	---	-------------------	--------------------------------	-------------------------------------	------------------------------------	----------------------------	---------------------------------	--	---	--	--

INFINITI (Cont'd/Suite)

**2022** (Cont'd/Suite)

**Q60**

V6 3.0L 2997CC 183CID Turbo	VR30DDTT		1358 <sup>53</sup>	21358 <sup>70</sup>	41358	6044(2)	N/A	230426 <sup>78</sup>	N/A <sup>78</sup>	N/A <sup>78</sup>	3
-----------------------------	----------	--	--------------------	---------------------	-------	---------	-----	----------------------	-------------------	-------------------	---

**QX50**

L4 2.0L 1997CC 122CID Turbo			1358 <sup>53</sup>	21358 <sup>70</sup>	41358	201153	N/A	230447	2230447	N/A	
-----------------------------	--	--	--------------------	---------------------	-------	--------	-----	--------	---------	-----	--

**QX55**

L4 2.0L 1997CC 122CID Turbo			1358 <sup>53</sup>	21358 <sup>70</sup>	41358	201153	N/A	230447	2230447	N/A	
-----------------------------	--	--	--------------------	---------------------	-------	--------	-----	--------	---------	-----	--

**QX60**

V6 3.5L 3500CC 214CID	VQ35DD		1358 <sup>53</sup>	21358 <sup>70</sup>	41358	6116	26116	230013	2230013	4230013	3
-----------------------	--------	--	--------------------	---------------------	-------	------	-------	--------	---------	---------	---

**QX80**

V8 5.6L 5552cc	VK56VD		7356 <sup>53</sup>	27356 <sup>70</sup>	47356	200298	2200298	4479 <sup>79</sup> 230426 <sup>79</sup>	224479 <sup>79</sup> N/A <sup>79</sup>	4234479 <sup>79</sup> N/A <sup>79</sup>	3 3
----------------	--------	--	--------------------	---------------------	-------	--------	---------	--	---	--	--------

**2021**

**Q50**

V6 3.0L 2997cc Turbo			1358 <sup>53</sup>	21358 <sup>70</sup>	41358	6044(2)	N/A	4479 <sup>79</sup> 230426 <sup>79</sup>	224479 <sup>79</sup> N/A <sup>79</sup>	4234479 <sup>79</sup> N/A <sup>79</sup>	3 3
----------------------	--	--	--------------------	---------------------	-------	---------	-----	--	---	--	--------

**Q60**

V6 3.0L Turbo			1358 <sup>53</sup>	21358 <sup>70</sup>	41358	6044(2)	N/A	230426 <sup>78</sup>	N/A <sup>78</sup>	N/A <sup>78</sup>	3
---------------	--	--	--------------------	---------------------	-------	---------	-----	----------------------	-------------------	-------------------	---

**QX50**

L4 2.0L 1997CC 122CID Turbo			1358 <sup>53</sup>	21358	41358	201153	N/A	230447	2230447	N/A	
-----------------------------	--	--	--------------------	-------	-------	--------	-----	--------	---------	-----	--

**QX60**

V6 3.5L 3498cc	VQ35DE		1358 <sup>53</sup>	21358 <sup>70</sup>	41358	6116	26116	230013	2230013	4230013	3
----------------	--------	--	--------------------	---------------------	-------	------	-------	--------	---------	---------	---

**QX80**

V8 5.6L 5552cc	VK56VD		7356 <sup>53</sup>	27356 <sup>70</sup>	47356	200298	2200298	4479 <sup>79</sup> 230426 <sup>79</sup>	224479 <sup>79</sup> N/A <sup>79</sup>	4234479 <sup>79</sup> N/A <sup>79</sup>	3 3
----------------	--------	--	--------------------	---------------------	-------	--------	---------	--	---	--	--------

**2020**

**Q50**

V6 3.0L 2997cc Turbo			1358 <sup>53</sup>	21358 <sup>70</sup>	41358	6044(2)	N/A	4479 <sup>79</sup> 230426 <sup>79</sup>	224479 <sup>79</sup> N/A <sup>79</sup>	4234479 <sup>79</sup> N/A <sup>79</sup>	3 3
----------------------	--	--	--------------------	---------------------	-------	---------	-----	--	---	--	--------

**Q60**

L4 2.0L 1997CC 122CID Turbo			107515	N/A	4107515	201062	N/A	230426 <sup>78</sup>	N/A <sup>78</sup>	N/A <sup>78</sup>	3
-----------------------------	--	--	--------	-----	---------	--------	-----	----------------------	-------------------	-------------------	---

V6 3.0L Turbo			1358 <sup>53</sup>	21358 <sup>70</sup>	41358	6044(2)	N/A	230426 <sup>78</sup>	N/A <sup>78</sup>	N/A <sup>78</sup>	3
---------------	--	--	--------------------	---------------------	-------	---------	-----	----------------------	-------------------	-------------------	---

**QX50**

L4 2.0L 1997CC 122CID Turbo			1358 <sup>53</sup>	21358	41358	201153	N/A	230447	2230447	N/A	
-----------------------------	--	--	--------------------	-------	-------	--------	-----	--------	---------	-----	--

**QX60**

V6 3.5L 3498cc	VQ35DE		1358 <sup>53</sup>	21358 <sup>70</sup>	41358	6116	26116	230013	2230013	4230013	3
----------------	--------	--	--------------------	---------------------	-------	------	-------	--------	---------	---------	---

**QX80**

V8 5.6L 5552cc	VK56VD		7356 <sup>53</sup>	27356 <sup>70</sup>	47356	200298	2200298	4479 <sup>79</sup> 230426 <sup>79</sup>	224479 <sup>79</sup> N/A <sup>79</sup>	4234479 <sup>79</sup> N/A <sup>79</sup>	3 3
----------------	--------	--	--------------------	---------------------	-------	--------	---------	--	---	--	--------

**2019**

**Q30**

L4 2.0L 1997CC 122CID Turbo			107515	N/A	4107515	200312	N/A	230130	2230130	N/A	
-----------------------------	--	--	--------	-----	---------	--------	-----	--------	---------	-----	--

**Q50**

L4 2.0L 1991cc Turbo			107515	N/A	4107515	201062	N/A	230426 <sup>78</sup>	N/A <sup>78</sup>	N/A <sup>78</sup>	
----------------------	--	--	--------	-----	---------	--------	-----	----------------------	-------------------	-------------------	--

V6 3.0L 2997cc Turbo			1358 <sup>53</sup>	21358 <sup>70</sup>	41358	6044(2)	N/A	4479 <sup>79</sup> 230426 <sup>79</sup>	224479 <sup>79</sup> N/A <sup>79</sup>	4234479 <sup>79</sup> N/A <sup>79</sup>	3 3
----------------------	--	--	--------------------	---------------------	-------	---------	-----	--	---	--	--------

V6 3.5L 3498cc Electric/Gas			1358 <sup>53</sup>	21358 <sup>70</sup>	41358	9225(2)	N/A	4479 <sup>79</sup> 230426 <sup>79</sup>	224479 <sup>79</sup> N/A <sup>79</sup>	4234479 <sup>79</sup> N/A <sup>79</sup>	3 3
-----------------------------	--	--	--------------------	---------------------	-------	---------	-----	--	---	--	--------

**Q60**

L4 2.0L 1997CC 122CID Turbo			107515	N/A	4107515	201062	N/A	230426 <sup>78</sup>	N/A <sup>78</sup>	N/A <sup>78</sup>	3
-----------------------------	--	--	--------	-----	---------	--------	-----	----------------------	-------------------	-------------------	---

V6 3.0L Turbo			1358 <sup>53</sup>	21358 <sup>70</sup>	41358	6044(2)	N/A	230426 <sup>78</sup>	N/A <sup>78</sup>	N/A <sup>78</sup>	3
---------------	--	--	--------------------	---------------------	-------	---------	-----	----------------------	-------------------	-------------------	---

N/A = Not Available N/R = Not Required N/S = Not Servicable For cabin air locator chart, see pages 5-12 See pages 13-16 for footnotes

1) ProSelect - Normal Driving - Traditional Change Intervals 2) NAPA Gold - Severe Driving - OE Recommended intervals 3) NAPA Platinum - Harsh Driving - OE Recommend Intervals

N/A = Non disponible N/R = Non nécessaire N/S = Non réparable Voir le tableau des filtres et d'habitacle aux pages 5-12 Voir pages 13-16 pour des notes

1) NAPA ProSelect et Argent - Conduite normale - Intervalles normaux de remplacement 2) NAPA Or - Conduite difficile - Intervalles recommandés par FEO 3) NAPA Platine - Conduite très difficile - Intervalles recommandés par FEO

N/A = No disponible N/R = No requerido N/S = No Servicable Para el aire de la cabina y tabla de localización de filtro, consulte las páginas 5-12 Ver las páginas 13-16 para las notas al pie de página

1) NAPA ProSelect y Plata - Manejo normal - Intervalos normales de cambio 2) NAPA Oro - Manejo difícil - Intervalos recomendados por el OEM 3) NAPA Platino - Manejo muy difícil - Intervalos recomendados por el OEM

*Italicized Part Numbers May Not Be Available.*

Las piezas con números en *italicas* pueden no estar disponibles.

Les numéros de pièce en *italiques* peuvent ne pas être disponibles.

P  
a  
s  
s  
C  
a  
r  
L  
i  
g  
h  
t  
T  
r  
u  
c  
k  
O  
i  
l  
-  
A  
i  
r  
-  
C  
a  
b  
i  
n



INFINITI 2019-2018

Pass Car Light Truck - Oil - Air - Cabin

Year/Año/Année Model/Modelo/Modèle Engine/Motor/Moteur	Eng. Code Código de motor Code moteur	VIN NIV NIV	GOLD Oil Aceite Huile	ProSelect Oil Aceite Huile	Platinum Oil Aceite Huile	GOLD Air Aire Air	ProSelect Air Aire Air	GOLD Cabin Air Cabina Aire Cabine Air	ProSelect Cabin Air Cabina Aire Cabine Air	Platinum Cabin Air Cabina Aire Cabine Air	Loc. Cabin Air Cabina Aire Cabine Air
--	---	-------------------	--------------------------------	-------------------------------------	------------------------------------	----------------------------	---------------------------------	--	---	--	--

## INFINITI (Cont'd/Suite)

**2019** (Cont'd/Suite)

<b>Q70</b>											
V6 3.7L 3696cc	VQ37VHR		1358 <sup>53</sup>	21358 <sup>70</sup>	41358	9570(2)	N/A	4021	N/A	N/A	3
V8 5.6L 5552cc	VK56VD		7356 <sup>53</sup>	27356 <sup>70</sup>	47356	6044(2)	N/A	4021	N/A	N/A	3
<b>Q70 HYBRID</b>											
V6 3.5L 3498cc Electric/Gas	VQ35HR		1358 <sup>53</sup>	21358 <sup>70</sup>	41358	N/A	N/A	4021	N/A	N/A	3
<b>Q70L</b>											
V6 3.7L 3696cc	VQ37VHR		1358 <sup>53</sup>	21358 <sup>70</sup>	41358	9570(2)	N/A	4021	N/A	N/A	3
V8 5.6L 5552cc	VK56VD		7356 <sup>53</sup>	27356 <sup>70</sup>	47356	6044(2)	N/A	4021	N/A	N/A	3
<b>QX30</b>											
L4 2.0L 1997CC 122CID Turbo			107515	N/A	4107515	200312	N/A	230130 <sup>78</sup>	2230130 <sup>78</sup>	N/A <sup>78</sup>	
<b>QX50</b>											
L4 2.0L 1997CC 122CID Turbo			1358 <sup>53</sup>	21358	41358	201153	N/A	230447	2230447	N/A	
<b>QX60</b>											
L4 2.5L Super Charged Electric/Gas	VQ35DD		1358 <sup>53</sup>	21358 <sup>70</sup>	41358	6116	26116	N/A	N/A	N/A	
V6 3.5L 3498cc	VQ35DE		1358 <sup>53</sup>	21358 <sup>70</sup>	41358	6116	26116	230013	2230013	4230013	3
<b>QX80</b>											
V8 5.6L 5552cc	VK56VD		7356 <sup>53</sup>	27356 <sup>70</sup>	47356	200298	2200298	4479 <sup>79</sup> 230426 <sup>79</sup>	224479 <sup>79</sup> N/A <sup>79</sup>	4234479 <sup>79</sup> N/A <sup>79</sup>	3 3

**2018**

<b>Q30</b>											
L4 2.0L 1997CC 122CID Turbo			107515	N/A	4107515	200312	N/A	230130	2230130	N/A	
<b>Q50</b>											
L4 2.0L 1997cc Turbo			107515	N/A	4107515	201062	N/A	230426 <sup>78</sup>	N/A <sup>78</sup>	N/A <sup>78</sup>	
V6 3.0L 2997cc Turbo			1358 <sup>53</sup>	21358 <sup>70</sup>	41358	6044(2)	N/A	4479 <sup>79</sup> 230426 <sup>78</sup>	224479 <sup>79</sup> N/A <sup>78</sup>	4234479 <sup>79</sup> N/A <sup>78</sup>	3 3
V6 3.5L 3498cc Electric/Gas			1358 <sup>53</sup>	21358 <sup>70</sup>	41358	9225(2)	N/A	4479 <sup>79</sup> 230426 <sup>78</sup>	224479 <sup>79</sup> N/A <sup>78</sup>	4234479 <sup>79</sup> N/A <sup>78</sup>	3 3
<b>Q60</b>											
L4 2.0L 1997CC 122CID Turbo			107515	N/A	4107515	201062	N/A	230426 <sup>78</sup>	N/A <sup>78</sup>	N/A <sup>78</sup>	3
V6 3.0L Turbo			1358 <sup>53</sup>	21358 <sup>70</sup>	41358	6044(2)	N/A	230426 <sup>78</sup>	N/A <sup>78</sup>	N/A <sup>78</sup>	3
<b>Q70</b>											
V6 3.7L 3696cc	VQ37VHR		1358 <sup>53</sup>	21358 <sup>70</sup>	41358	9570(2)	N/A	4021	N/A	N/A	3
V8 5.6L 5552cc	VK56VD		7356 <sup>53</sup>	27356 <sup>70</sup>	47356	6044(2)	N/A	4021	N/A	N/A	3
<b>Q70 HYBRID</b>											
V6 3.5L 3498cc Electric/Gas	VQ35HR		1358 <sup>53</sup>	21358 <sup>70</sup>	41358	N/A	N/A	4021	N/A	N/A	3
<b>Q70L</b>											
V6 3.7L 3696cc	VQ37VHR		1358 <sup>53</sup>	21358 <sup>70</sup>	41358	9570(2)	N/A	4021	N/A	N/A	3
V8 5.6L 5552cc	VK56VD		7356 <sup>53</sup>	27356 <sup>70</sup>	47356	6044(2)	N/A	4021	N/A	N/A	3
<b>QX30</b>											
L4 2.0L 1997CC 122CID Turbo			107515	N/A	4107515	200312	N/A	230130	2230130	N/A	
<b>QX60</b>											
L4 2.5L Super Charged Electric/Gas	VQ35DD		1358 <sup>53</sup>	21358	41358	6116	26116	N/A	N/A	N/A	
V6 3.5L 3498cc	VQ35DE		1358 <sup>53</sup>	21358 <sup>70</sup>	41358	6116	26116	230013	2230013	4230013	3
<b>QX70</b>											
V8 5.0L 5026cc (Mex.)	VK50VE		1358 <sup>53</sup>	21358 <sup>70</sup>	41358	6358	26358	N/S	N/S	N/A	
<b>QX80</b>											
V8 5.6L 5552cc	VK56VD		7356 <sup>53</sup>	27356 <sup>70</sup>	47356	200298	2200298	4479 <sup>79</sup> 230426 <sup>78</sup>	224479 <sup>79</sup> N/A <sup>78</sup>	4234479 <sup>79</sup> N/A <sup>78</sup>	3 3

N/A = Not Available N/R = Not Required N/S = Not Servicable For cabin air locator chart, see pages 5-12 See pages 13-16 for footnotes

1) ProSelect - Normal Driving - Traditional Change Intervals 2) NAPA Gold - Severe Driving - OE Recommended Intervals 3) NAPA Platinum - Harsh Driving - OE Recommend Intervals

N/A = Non disponible N/R = Non nécessaire N/S = Non réparable Voir le tableau des filtres et d'habitacle aux pages 5-12 Voir pages 13-16 pour des notes

1) NAPA ProSelect et Argent - Conduite normale - Intervalles normaux de remplacement 2) NAPA Or - Conduite difficile - Intervalles recommandés par FEO 3) NAPA Platine - Conduite très difficile - Intervalles recommandés par FEO

N/A = No disponible N/R = No requerido N/S = No Servicable Para el aire de la cabina y tabla de localización de filtro, consulte las páginas 5-12 Ver las páginas 13-16 para las notas al pie de página

1) NAPA ProSelect y Plata - Manejo normal - Intervallos normales de cambio 2) NAPA Oro - Manejo difícil - Intervallos recomendados por el OEM 3) NAPA Platino - Manejo muy difícil - Intervallos recomendados por el OEM

*Italicized Part Numbers May Not Be Available.*Las piezas con números en *italicas* pueden no estar disponibles.  
Les numéros de pièce en *italiques* peuvent ne pas être disponibles.



Pass Car Light Truck - Oil - Air - Cabin

INFINITI 2017-2016

Year/Año/Année Model/Modelo/Modèle Engine/Motor/Moteur	Eng. Code Código de motor Code moteur	VIN NIV NIV	GOLD Oil Aceite Huile	ProSelect Oil Aceite Huile	Platinum Oil Aceite Huile	GOLD Air Aire Air	ProSelect Air Aire Air	GOLD Cabin Air Cabina Aire Cabine Air	ProSelect Cabin Air Cabina Aire Cabine Air	Platinum Cabin Air Cabina Aire Cabine Air	Loc. Cabin Air Cabina Aire Cabine Air
--	---	-------------------	--------------------------------	-------------------------------------	------------------------------------	----------------------------	---------------------------------	--	---	--	--

INFINITI (Cont'd/Suite)

**2017**

**Q50**

L 4 2.0L 1991cc Turbo			107515	N/A	4107515	201062	N/A	230426 <sup>78</sup>	N/A <sup>78</sup>	N/A <sup>78</sup>	
V6 3.0L 2997cc Turbo			1358 <sup>53</sup>	21358 <sup>70</sup>	41358	6044(2)	N/A	4479 <sup>79</sup> 230426 <sup>78</sup>	224479 <sup>79</sup> N/A <sup>78</sup>	4234479 <sup>79</sup> N/A <sup>78</sup>	3 3
V6 3.5L 3498cc Electric/Gas			1358 <sup>53</sup>	21358 <sup>70</sup>	41358	9225(2)	N/A	4479 <sup>79</sup> 230426 <sup>78</sup>	224479 <sup>79</sup> N/A <sup>78</sup>	4234479 <sup>79</sup> N/A <sup>78</sup>	3 3
V6 3.7L			1358 <sup>53</sup>	21358 <sup>70</sup>	41358	9225(2)	N/A	4479	224479	4234479	3

**Q60**

L4 2.0L 1997CC 122CID Turbo			107515	N/A	4107515	201062	N/A	230426 <sup>78</sup>	N/A <sup>78</sup>	N/A <sup>78</sup>	3
V6 3.0L Turbo			1358 <sup>53</sup>	21358 <sup>70</sup>	41358	6044(2)	N/A	230426 <sup>78</sup>	N/A <sup>78</sup>	N/A <sup>78</sup>	3

**Q70**

V6 3.7L 3696cc	VQ37VHR		1358 <sup>53</sup>	21358 <sup>70</sup>	41358	9570(2)	N/A	4021	N/A	N/A	3
V8 5.6L 5552cc	VK56VD		7356 <sup>53</sup>	27356 <sup>70</sup>	47356	6044(2)	N/A	4021	N/A	N/A	3

**Q70 HYBRID**

V6 3.5L 3498cc Electric/Gas	VQ35HR		1358 <sup>53</sup>	21358 <sup>70</sup>	41358	N/A	N/A	4021	N/A	N/A	3
-----------------------------	--------	--	--------------------	---------------------	-------	-----	-----	------	-----	-----	---

**Q70L**

V6 3.7L 3696cc	VQ37VHR		1358 <sup>53</sup>	21358 <sup>70</sup>	41358	9570(2)	N/A	4021	N/A	N/A	3
V8 5.6L 5552cc	VK56VD		7356 <sup>53</sup>	27356 <sup>70</sup>	47356	6044(2)	N/A	4021	N/A	N/A	3

**QX30**

L4 2.0L 1997CC 122CID Turbo			107515	N/A	4107515	200312	N/A	230130	2230130	N/A	
-----------------------------	--	--	--------	-----	---------	--------	-----	--------	---------	-----	--

**QX50**

V6 3.7L 3696cc	VQ37VHR	C	1358 <sup>53</sup>	21358 <sup>70</sup>	41358	9362(2)	N/A	4479 <sup>79</sup> 230426 <sup>78</sup>	224479 <sup>79</sup> N/A <sup>78</sup>	4234479 <sup>79</sup> N/A <sup>78</sup>	3 3
----------------	---------	---	--------------------	---------------------	-------	---------	-----	--	---	--	--------

**QX60**

L4 2.5L 2488CC Super Charged Electric/Gas	QR25DER		1358 <sup>53</sup>	21358	41358	200267	N/A	N/A	N/A	N/A	
V6 3.5L 3498cc	VQ35DE		1358 <sup>53</sup>	21358 <sup>70</sup>	41358	6116	26116	230013	2230013	4230013	3

**QX70**

V6 3.7L 3696cc	VQ37VHR		1358 <sup>53</sup>	21358 <sup>70</sup>	41358	6044(2)	N/A	230426 <sup>78</sup>	N/A <sup>78</sup>	N/A <sup>78</sup>	3
V8 5.0L 5026cc (Mex.)	VK50VE		1358 <sup>53</sup>	21358 <sup>70</sup>	41358	6358	26358	N/S	N/S	N/A	

**QX80**

V8 5.6L 5552cc	VK56VD		7356 <sup>53</sup>	27356 <sup>70</sup>	47356	200298	2200298	4479 <sup>79</sup> 230426 <sup>78</sup>	224479 <sup>79</sup> N/A <sup>78</sup>	4234479 <sup>79</sup> N/A <sup>78</sup>	3 3
----------------	--------	--	--------------------	---------------------	-------	--------	---------	--	---	--	--------

**2016**

**Q50**

L 4 2.0L 1991cc Turbo			107515	N/A	4107515	201062	N/A	230426 <sup>78</sup>	N/A <sup>78</sup>	N/A <sup>78</sup>	
V6 3.0L 2997cc Turbo			1358 <sup>53</sup>	21358 <sup>70</sup>	41358	6044(2)	N/A	4479 <sup>79</sup> 230426 <sup>78</sup>	224479 <sup>79</sup> N/A <sup>78</sup>	4234479 <sup>79</sup> N/A <sup>78</sup>	3 3
V6 3.5L 3498cc Electric/Gas			1358 <sup>53</sup>	21358 <sup>70</sup>	41358	9225(2)	N/A	4479 <sup>79</sup> 230426 <sup>78</sup>	224479 <sup>79</sup> N/A <sup>78</sup>	4234479 <sup>79</sup> N/A <sup>78</sup>	3 3
V6 3.7L 3696cc			1358 <sup>53</sup>	21358 <sup>70</sup>	41358	9225	29225	4479 <sup>79</sup> 230426 <sup>78</sup>	224479 <sup>79</sup> N/A <sup>78</sup>	4234479 <sup>79</sup> N/A <sup>78</sup>	3 3

**Q60**

V6 3.7L			1358 <sup>53</sup>	21358 <sup>70</sup>	41358	9362(2)	N/A	4479	224479	4234479	
---------	--	--	--------------------	---------------------	-------	---------	-----	------	--------	---------	--

**Q70**

V6 3.7L 3696cc	VQ37VHR		1358 <sup>53</sup>	21358 <sup>70</sup>	41358	9570(2)	N/A	4021	N/A	N/A	3
V8 5.6L 5552cc	VK56VD		7356 <sup>53</sup>	27356 <sup>70</sup>	47356	6044(2)	N/A	4021	N/A	N/A	3

**Q70 HYBRID**

V6 3.5L 3498cc Electric/Gas	VQ35HR		1358 <sup>53</sup>	21358 <sup>70</sup>	41358	N/A	N/A	4021	N/A	N/A	3
-----------------------------	--------	--	--------------------	---------------------	-------	-----	-----	------	-----	-----	---

**Q70L**

V6 3.7L 3696cc	VQ37VHR		1358 <sup>53</sup>	21358 <sup>70</sup>	41358	9570(2)	N/A	4021	N/A	N/A	3
V8 5.6L 5552cc	VK56VD		7356 <sup>53</sup>	27356 <sup>70</sup>	47356	6044(2)	N/A	4021	N/A	N/A	3

N/A = Not Available N/R = Not Required N/S = Not Servicable For cabin air locator chart, see pages 5-12 See pages 13-16 for footnotes

1) ProSelect - Normal Driving - Traditional Change Intervals 2) NAPA Gold - Severe Driving - OE Recommended intervals 3) NAPA Platinum - Harsh Driving - OE Recommend Intervals

N/A = Non disponible N/R = Non nécessaire N/S = Non réparable Voir le tableau des filtres et d'habitacle aux pages 5-12 Voir pages 13-16 pour des notes

1) NAPA ProSelect et Argent - Conduite normale - Intervalles normaux de remplacement 2) NAPA Or - Conduite difficile - Intervalles recommandés par FEO 3) NAPA Platine - Conduite très difficile - Intervalles recommandés par FEO

N/A = No disponible N/R = No requerido N/S = No Servicable Para el aire de la cabina y tabla de localización de filtro, consulte las páginas 5-12 Ver las páginas 13-16 para las notas al pie de página

1) NAPA ProSelect y Plata - Manejo normal - Intervalles normales de cambio 2) NAPA Oro - Manejo difícil - Intervalles recomendados por el OEM 3) NAPA Platino - Manejo muy difícil - Intervalles recomendados por el OEM

*Italicized Part Numbers May Not Be Available.*

Las piezas con números en *italicas* pueden no estar disponibles.

Les numéros de pièce en *italiques* peuvent ne pas être disponibles.

P  
a  
s  
s  
C  
a  
r  
L  
i  
g  
h  
t  
T  
r  
u  
c  
k  
O  
i  
l  
-  
A  
i  
r  
-  
C  
a  
b  
i  
n



INFINITI 2016-2014

Pass Car Light Truck - Oil - Air - Cabin

Year/Año/Année Model/Modelo/Modele Engine/Motor/Moteur	Eng. Code Código de motor Code moteur	VIN NIV NIV	GOLD Oil Aceite Huile	ProSelect Oil Aceite Huile	Platinum Oil Aceite Huile	GOLD Air Aire Air	ProSelect Air Aire Air	GOLD Cabin Air Cabina Aire Cabine Air	ProSelect Cabin Air Cabina Aire Cabine Air	Platinum Cabin Air Cabina Aire Cabine Air	Loc. Cabin Air Cabina Aire Cabine Air
--	---	-------------------	--------------------------------	-------------------------------------	------------------------------------	----------------------------	---------------------------------	--	---	--	--

## INFINITI (Cont'd/Suite)

## 2016 (Cont'd/Suite)

## QX50

V6 3.7L 3696cc	VQ37VHR	C	1358 <sup>53</sup>	21358 <sup>70</sup>	41358	9362(2)	N/A	4479 <sup>79</sup> 230426 <sup>78</sup>	224479 <sup>79</sup> N/A <sup>78</sup>	4234479 <sup>79</sup> N/A <sup>78</sup>	3 3
----------------	---------	---	--------------------	---------------------	-------	---------	-----	--	---	--	--------

## QX60

L4 2.5L 2488CC Super Charged Electric/Gas	QR25DER		1358 <sup>53</sup>	21358	41358	200267	N/A	N/A	N/A	N/A	
V6 3.5L 3498cc	VQ35DE		1358 <sup>53</sup>	21358 <sup>70</sup>	41358	6116	26116	230013	2230013	4230013	3

## QX70

V6 3.7L 3696cc	VQ37VHR		1358 <sup>53</sup>	21358 <sup>70</sup>	41358	6044(2)	N/A	230426 <sup>78</sup>	N/A <sup>78</sup>	N/A <sup>78</sup>	3
V8 5.0L 5026cc (Mex.)	VK50VE		1358 <sup>53</sup>	21358 <sup>70</sup>	41358	6358	26358	N/S	N/S	N/A	

## QX80

V8 5.6L 5552cc	VK56VD		7356 <sup>53</sup>	27356 <sup>70</sup>	47356	200298	2200298	4479 <sup>79</sup> 230426 <sup>78</sup>	224479 <sup>79</sup> N/A <sup>78</sup>	4234479 <sup>79</sup> N/A <sup>78</sup>	3 3
----------------	--------	--	--------------------	---------------------	-------	--------	---------	--	---	--	--------

## 2015

## Q40

V6 3.7L 3696cc	VQ37VHR	C	1358 <sup>53</sup>	21358 <sup>70</sup>	41358	9362(2)	N/A	4479 <sup>79</sup>	224479 <sup>79</sup>	4234479 <sup>79</sup>	3
----------------	---------	---	--------------------	---------------------	-------	---------	-----	--------------------	----------------------	-----------------------	---

## Q50

V6 3.5L 3498cc Electric/Gas	VQ35HR		1358 <sup>53</sup>	21358 <sup>70</sup>	41358	9225(2)	N/A	4479 <sup>79</sup>	224479 <sup>79</sup>	4234479 <sup>79</sup>	3
V6 3.7L 3696cc	VQ37VHR		1358 <sup>53</sup>	21358 <sup>70</sup>	41358	9225(2)	N/A	4479 <sup>79</sup>	224479 <sup>79</sup>	4234479 <sup>79</sup>	3

## Q60

V6 3.7L 3696cc	VQ37VHR	C	1358 <sup>53</sup>	21358 <sup>70</sup>	41358	9362(2)	N/A	4479 <sup>79</sup>	224479 <sup>79</sup>	4234479 <sup>79</sup>	3
----------------	---------	---	--------------------	---------------------	-------	---------	-----	--------------------	----------------------	-----------------------	---

## Q70

V6 3.7L 3696cc	VQ37VHR		1358 <sup>53</sup>	21358 <sup>70</sup>	41358	9570(2)	N/A	4021	N/A	N/A	3
V8 5.6L 5552cc	VK56VD		7356 <sup>53</sup>	27356 <sup>70</sup>	47356	6044(2)	N/A	4021	N/A	N/A	3

## Q70 HYBRID

V6 3.5L 3498cc Electric/Gas	VQ35HR		1358 <sup>53</sup>	21358 <sup>70</sup>	41358	N/A	N/A	4021	N/A	N/A	3
-----------------------------	--------	--	--------------------	---------------------	-------	-----	-----	------	-----	-----	---

## QX50

V6 3.7L 3696cc	VQ37VHR	C	1358 <sup>53</sup>	21358 <sup>70</sup>	41358	9362(2)	N/A	4479 <sup>79</sup>	224479 <sup>79</sup>	4234479 <sup>79</sup>	3
----------------	---------	---	--------------------	---------------------	-------	---------	-----	--------------------	----------------------	-----------------------	---

## QX50 Journey

V6 3.7L 3696cc	VQ37VHR	B	1358 <sup>53</sup>	21358 <sup>70</sup>	41358	9362(2)	N/A	4479 <sup>79</sup>	224479 <sup>79</sup>	4234479 <sup>79</sup>	3
----------------	---------	---	--------------------	---------------------	-------	---------	-----	--------------------	----------------------	-----------------------	---

## QX60

L4 2.5L 2488CC Super Charged Electric/Gas	QR25DER		1358 <sup>53</sup>	21358	41358	200267	N/A	230013	2230013	4230013	
V8 3.5L 3498cc	VQ35DE		1358 <sup>53</sup>	21358 <sup>70</sup>	41358	6116	26116	230013	2230013	4230013	3

## QX70

V6 3.7L 3696cc	VQ37VHR	C	1358 <sup>53</sup>	21358 <sup>70</sup>	41358	6044(2)	N/A	4479 <sup>79</sup>	224479 <sup>79</sup>	4234479 <sup>79</sup>	3
V8 5.0L 5026cc (Mex.)	VK50VE		1358 <sup>53</sup>	21358 <sup>70</sup>	41358	6358	26358	N/S	N/S	N/A	

## QX80

V8 5.6L 5552cc	VK56VD		7356 <sup>53</sup>	27356 <sup>70</sup>	47356	200298	2200298	4479 <sup>79</sup>	224479 <sup>79</sup>	4234479 <sup>79</sup>	3
----------------	--------	--	--------------------	---------------------	-------	--------	---------	--------------------	----------------------	-----------------------	---

## 2014

## Q50

V6 3.5L 3498cc Electric/Gas	VQ35HR		1358 <sup>53</sup>	21358 <sup>70</sup>	41358	9225(2)	N/A	4479 <sup>79</sup>	224479 <sup>79</sup>	4234479 <sup>79</sup>	3
V6 3.7L 3696cc	VQ37VHR		1358 <sup>53</sup>	21358 <sup>70</sup>	41358	9225(2)	N/A	4479	224479	4234479	3

## Q60

V6 3.7L 3696cc	VQ37VHR	C	1358 <sup>53</sup>	21358 <sup>70</sup>	41358	9362(2)	N/A	4479 <sup>79</sup>	224479 <sup>79</sup>	4234479 <sup>79</sup>	3
----------------	---------	---	--------------------	---------------------	-------	---------	-----	--------------------	----------------------	-----------------------	---

## Q70

V6 3.7L 3696cc	VQ37VHR		1358 <sup>53</sup>	21358 <sup>70</sup>	41358	9570(2)	N/A	4021	N/A	N/A	3
V8 5.6L 5552cc	VK56VD		7356 <sup>53</sup>	27356 <sup>70</sup>	47356	6044(2)	N/A	4021	N/A	N/A	3

## Q70 HYBRID

V6 3.5L 3498cc Electric/Gas	VQ35HR		1358 <sup>53</sup>	21358 <sup>70</sup>	41358	N/A	N/A	4021	N/A	N/A	3
-----------------------------	--------	--	--------------------	---------------------	-------	-----	-----	------	-----	-----	---

N/A = Not Available N/R = Not Required N/S = Not Servicable For cabin air locator chart, see pages 5-12 See pages 13-16 for footnotes

1) ProSelect - Normal Driving - Traditional Change Intervals 2) NAPA Gold - Severe Driving - OE Recommended intervals 3) NAPA Platinum - Harsh Driving - OE Recommend Intervals

N/A = Non disponible N/R = Non nécessaire N/S = Non réparable Voir le tableau des filtres et d'habillage aux pages 5-12 Voir pages 13-16 pour des notes

1) NAPA ProSelect et Argent - Conduite normale - Intervalles normaux de remplacement 2) NAPA Or - Conduite difficile - Intervalles recommandés par FEO 3) NAPA Platine - Conduite très difficile - Intervalles recommandés par FEO

N/A = No disponible N/R = No requerido N/S = No Servicable Para el aire de la cabina y tabla de localización de filtro, consulte las páginas 5-12 Ver las páginas 13-16 para las notas al pie de página

1) NAPA ProSelect y Plata - Manejo normal - Intervalos normales de cambio 2) NAPA Oro - Manejo difícil - Intervalos recomendados por el OEM 3) NAPA Platino - Manejo muy difícil - Intervalos recomendados por el OEM

*Italicized Part Numbers May Not Be Available.*

Las piezas con números en *italicas* pueden no estar disponibles.  
Les numéros de pièce en *italiques* peuvent ne pas être disponibles.



## Pass Car Light Truck - Oil - Air - Cabin

INFINITI 2014-2012

Year/Año/Année Model/Modelo/Modèle Engine/Motor/Moteur	Eng. Code Código de motor Code moteur	VIN NIV NIV	GOLD Oil Aceite Huile	ProSelect Oil Aceite Huile	Platinum Oil Aceite Huile	GOLD Air Air Air	ProSelect Air Air Air	GOLD Cabin Air Cabina Aire Cabine Air	ProSelect Cabin Air Cabina Aire Cabine Air	Platinum Cabin Air Cabina Aire Cabine Air	Loc. Cabin Air Cabina Aire Cabine Air
--	---	-------------------	--------------------------------	-------------------------------------	------------------------------------	---------------------------	--------------------------------	--	---	--	--

## INFINITI (Cont'd/Suite)

## 2014 (Cont'd/Suite)

## QX50

V6 3.7L 3696cc	VQ37VHR	C	1358 <sup>53</sup>	21358 <sup>70</sup>	41358	9362(2)	N/A	230426 <sup>78</sup>	N/A <sup>78</sup>	N/A <sup>78</sup>	3
----------------	---------	---	--------------------	---------------------	-------	---------	-----	----------------------	-------------------	-------------------	---

## QX50 Journey

V6 3.7L 3696cc	VQ37VHR	B	1358 <sup>53</sup>	21358 <sup>70</sup>	41358	9362(2)	N/A	230426 <sup>78</sup>	N/A <sup>78</sup>	N/A <sup>78</sup>	3
----------------	---------	---	--------------------	---------------------	-------	---------	-----	----------------------	-------------------	-------------------	---

## QX60

L4 2.5L 2488CC Super Charged Electric/Gas	QR25DER		1358 <sup>53</sup>	21358	41358	200267	N/A	230013	2230013	4230013	
--	---------	--	--------------------	-------	-------	--------	-----	--------	---------	---------	--

V8 3.5L 3498cc	VQ35DE		1358 <sup>53</sup>	21358 <sup>70</sup>	41358	6116	26116	230013	2230013	4230013	3
----------------	--------	--	--------------------	---------------------	-------	------	-------	--------	---------	---------	---

## QX70

V6 3.7L 3696cc	VQ37VHR	C	1358 <sup>53</sup>	21358 <sup>70</sup>	41358	6044(2)	N/A	230426 <sup>78</sup>	N/A <sup>78</sup>	N/A <sup>78</sup>	3
----------------	---------	---	--------------------	---------------------	-------	---------	-----	----------------------	-------------------	-------------------	---

V8 5.0L 5026cc	VK50VE	A	7356 <sup>53</sup>	27356 <sup>70</sup>	47356	6044(2)	N/A	230426 <sup>78</sup>	N/A <sup>78</sup>	N/A <sup>78</sup>	3
----------------	--------	---	--------------------	---------------------	-------	---------	-----	----------------------	-------------------	-------------------	---

## QX80

V8 5.6L 5552cc	VK56VD		7356 <sup>53</sup>	27356 <sup>70</sup>	47356	200298	2200298	4479 <sup>79</sup>	224479 <sup>79</sup>	4234479 <sup>79</sup>	3
----------------	--------	--	--------------------	---------------------	-------	--------	---------	--------------------	----------------------	-----------------------	---

## 2013

## EX37

V6 3.7L 3696cc	VQ37VHR	B,C	1358 <sup>53</sup>	21358 <sup>70</sup>	41358	9362	29362	4479 <sup>79</sup>	224479 <sup>79</sup>	4234479 <sup>79</sup>	3
----------------	---------	-----	--------------------	---------------------	-------	------	-------	--------------------	----------------------	-----------------------	---

## FX37

V6 3.7L 3696cc	VQ37VHR		1358 <sup>53</sup>	21358 <sup>70</sup>	41358	6044	26044	4479 <sup>79</sup>	224479 <sup>79</sup>	4234479 <sup>79</sup>	3
----------------	---------	--	--------------------	---------------------	-------	------	-------	--------------------	----------------------	-----------------------	---

## FX50

V8 5.0L 5026cc	VK50VE	B	7356 <sup>53</sup>	27356 <sup>70</sup>	47356	6044	26044	4007	N/A	N/A	3
----------------	--------	---	--------------------	---------------------	-------	------	-------	------	-----	-----	---

## G37

V6 3.7L 3696cc	VQ37VHR	C	1358 <sup>53</sup>	21358 <sup>70</sup>	41358	9362	29362	4479 <sup>79</sup>	224479 <sup>79</sup>	4234479 <sup>79</sup>	3
----------------	---------	---	--------------------	---------------------	-------	------	-------	--------------------	----------------------	-----------------------	---

## JX35

V6 3.5L 3498cc	VQ35DE		1358 <sup>53</sup>	21358 <sup>70</sup>	41358	6116	26116	230013	2230013	4230013	3
----------------	--------	--	--------------------	---------------------	-------	------	-------	--------	---------	---------	---

## M35H

V6 3.5L 3498cc Electric/Gas	VQ35HR		1358 <sup>53</sup>	21358 <sup>70</sup>	41358	N/A	N/A	4021 <sup>323</sup> N/A <sup>324</sup>	N/A <sup>323</sup> N/A <sup>324</sup>	N/A <sup>323</sup> N/A <sup>324</sup>	3 3
-----------------------------	--------	--	--------------------	---------------------	-------	-----	-----	---	--	--	--------

## M37

V6 3.7L 3696cc	VQ37VHR		1358 <sup>53</sup>	21358 <sup>70</sup>	41358	9570	N/A	4021 <sup>323</sup> N/A <sup>324</sup>	N/A <sup>323</sup> N/A <sup>324</sup>	N/A <sup>323</sup> N/A <sup>324</sup>	3 3
----------------	---------	--	--------------------	---------------------	-------	------	-----	---	--	--	--------

## M56

V8 5.6L 5552cc	VK56VDS	A	7356 <sup>53</sup>	27356 <sup>70</sup>	47356	6044	26044	4021 <sup>323</sup>	N/A <sup>323</sup>	N/A <sup>323</sup>	3
----------------	---------	---	--------------------	---------------------	-------	------	-------	---------------------	--------------------	--------------------	---

## QX56

V8 5.6L 5552cc	VK56VD	A	7356 <sup>53</sup>	27356 <sup>70</sup>	47356	200298	2200298	4479 <sup>79</sup>	224479 <sup>79</sup>	4234479 <sup>79</sup>	2
----------------	--------	---	--------------------	---------------------	-------	--------	---------	--------------------	----------------------	-----------------------	---

## 2012

## EX35

V6 3.5L 3498cc	VQ35HR	A	1358 <sup>53</sup>	21358 <sup>70</sup>	41358	N/A	N/A	4021 N/A <sup>324</sup>	N/A N/A <sup>324</sup>	N/A N/A <sup>324</sup>	3 3
----------------	--------	---	--------------------	---------------------	-------	-----	-----	----------------------------	---------------------------	---------------------------	--------

## FX35

V6 3.5L 3498cc	VQ35HR	A	1358 <sup>53</sup>	21358 <sup>70</sup>	41358	6044	26044	4479 <sup>79</sup>	224479 <sup>79</sup>	4234479 <sup>79</sup>	3
----------------	--------	---	--------------------	---------------------	-------	------	-------	--------------------	----------------------	-----------------------	---

## FX50

V8 5.0L 5026cc	VK50VE	B	7356 <sup>53</sup>	27356 <sup>70</sup>	47356	6044	26044	4007	N/A	N/A	3
----------------	--------	---	--------------------	---------------------	-------	------	-------	------	-----	-----	---

## G25

L4 2.5L 2500cc	QR25DE	A	1358 <sup>53</sup>	21358 <sup>70</sup>	41358	9362	29362	4479 <sup>79</sup>	224479 <sup>79</sup>	4234479 <sup>79</sup>	3
----------------	--------	---	--------------------	---------------------	-------	------	-------	--------------------	----------------------	-----------------------	---

## G37

V6 3.7L 3696cc	VQ37VHR	C	1358 <sup>53</sup>	21358 <sup>70</sup>	41358	9362	29362	4479 <sup>79</sup>	224479 <sup>79</sup>	4234479 <sup>79</sup>	3
----------------	---------	---	--------------------	---------------------	-------	------	-------	--------------------	----------------------	-----------------------	---

## M35H

V6 3.5L 3498cc Electric/Gas	VQ35HR		1358 <sup>53</sup>	21358 <sup>70</sup>	41358	N/A	N/A	4021 <sup>323</sup> N/A <sup>323</sup>	N/A <sup>323</sup> N/A <sup>323</sup>	N/A <sup>323</sup> N/A <sup>323</sup>	3 3
-----------------------------	--------	--	--------------------	---------------------	-------	-----	-----	---	--	--	--------

N/A = Not Available N/R = Not Required N/S = Not Servicable For cabin air locator chart, see pages 5-12 See pages 13-16 for footnotes

1) ProSelect - Normal Driving - Traditional Change Intervals 2) NAPA Gold - Severe Driving - OE Recommended intervals 3) NAPA Platinum - Harsh Driving - OE Recommended Intervals

N/A = Non disponible N/R = Non nécessaire N/S = Non réparable Voir le tableau des filtres et d'habitacle aux pages 5-12 Voir pages 13-16 pour des notes

1) NAPA ProSelect et Argent - Conduite normale - Intervalles normaux de remplacement 2) NAPA Or - Conduite difficile - Intervalles recommandés par FEO 3) NAPA Platine - Conduite très difficile - Intervalles recommandés par FEO

N/A = No disponible N/R = No requerido N/S = No Servicable Para el aire de la cabina y tabla de localización de filtro, consulte las páginas 5-12 Ver las páginas 13-16 para las notas al pie de página

1) NAPA ProSelect y Plata - Manejo normal - Intervallos normales de cambio 2) NAPA Oro - Manejo difícil - Intervallos recomendados por el OEM 3) NAPA Platino - Manejo muy difícil - Intervallos recomendados por el OEM

*Italicized Part Numbers May Not Be Available.*

Las piezas con números en *italicas* pueden no estar disponibles.

Les numéros de pièce en *italiques* peuvent ne pas être disponibles.

P  
a  
s  
s  
C  
a  
r  
L  
i  
g  
h  
t  
T  
r  
u  
c  
k  
O  
i  
l  
-  
A  
i  
r  
-  
C  
a  
b  
i  
n



INFINITI 2012-2009

Pass Car Light Truck - Oil - Air - Cabin

Year/Año/Année Model/Modelo/Modèle Engine/Motor/Moteur	Eng. Code Código de motor Code moteur	VIN NIV NIV	GOLD Oil Aceite Huile	ProSelect Oil Aceite Huile	Platinum Oil Aceite Huile	GOLD Air Aire Air	ProSelect Air Aire Air	GOLD Cabin Air Cabina Aire Cabine Air	ProSelect Cabin Air Cabina Aire Cabine Air	Platinum Cabin Air Cabina Aire Cabine Air	Loc. Cabin Air Cabina Aire Cabine Air
--	---	-------------------	--------------------------------	-------------------------------------	------------------------------------	----------------------------	---------------------------------	--	---	--	--

## INFINITI (Cont'd/Suite)

**2012** (Cont'd/Suite)

<b>M37</b>											
V6 3.7L 3696cc	VQ37VHR	B	1358 <sup>53</sup>	21358 <sup>70</sup>	41358	9570	N/A	4021 <sup>323</sup> N/A <sup>323</sup>	N/A <sup>323</sup> N/A <sup>323</sup>	N/A <sup>323</sup> N/A <sup>323</sup>	3 3

<b>M56</b>											
V8 5.6L 5552cc	VK56VDS	A	7356 <sup>53</sup>	27356 <sup>70</sup>	47356	6044	26044	4021 <sup>323</sup>	N/A <sup>323</sup>	N/A <sup>323</sup>	3

<b>QX56</b>											
V8 5.6L 5552cc	VK56VD	A	7356 <sup>53</sup>	27356 <sup>70</sup>	47356	200298	2200298	4479 <sup>79</sup>	224479 <sup>79</sup>	4234479 <sup>79</sup>	2

**2011**

<b>EX35</b>											
V6 3.5L 3498cc	VQ35HR	A	1358 <sup>53</sup>	21358 <sup>70</sup>	41358	9362	29362	4479 <sup>79</sup>	224479 <sup>79</sup>	4234479 <sup>79</sup>	3

<b>FX35</b>											
V6 3.5L 3498cc	VQ35HR	A	1358 <sup>53</sup>	21358 <sup>70</sup>	41358	6044	26044	4479 <sup>79</sup>	224479 <sup>79</sup>	4234479 <sup>79</sup>	3

<b>FX50</b>											
V8 5.0L 5026cc	VK50VE	B	7356 <sup>53</sup>	27356 <sup>70</sup>	47356	6044	26044	4007	N/A	N/A	3

<b>G25</b>											
L4 2.5L 2500cc	VQ25HR	D	1358 <sup>53</sup>	21358 <sup>70</sup>	41358	9362	29362	4479 <sup>79</sup>	224479 <sup>79</sup>	4234479 <sup>79</sup>	3

<b>G37</b>											
V6 3.7L 3696cc	VQ37VHR	C	1358 <sup>53</sup>	21358 <sup>70</sup>	41358	9362	29362	4479 <sup>79</sup>	224479 <sup>79</sup>	4234479 <sup>79</sup>	3

<b>M37</b>											
V6 3.7L 3696cc	VQ37VHR	B	1358 <sup>53</sup>	21358 <sup>70</sup>	41358	9570	N/A	4021 <sup>323</sup> N/A <sup>323</sup>	N/A <sup>323</sup> N/A <sup>323</sup>	N/A <sup>323</sup> N/A <sup>323</sup>	3 3

<b>M56</b>											
V8 5.6L 5552cc	VK56VDS	A	7356 <sup>53</sup>	27356 <sup>70</sup>	47356	6044	26044	4021 <sup>323</sup>	N/A <sup>323</sup>	N/A <sup>323</sup>	3

<b>QX56</b>											
V8 5.6L 5552cc	VK56VD	A	7356 <sup>53</sup>	27356 <sup>70</sup>	47356	200298	2200298	4479 <sup>79</sup>	224479 <sup>79</sup>	4234479 <sup>79</sup>	2

**2010**

<b>EX35</b>											
V6 3.5L 3498cc	VQ35HR	A	1358 <sup>53</sup>	21358 <sup>70</sup>	41358	9362	29362	4479 <sup>79</sup>	224479 <sup>79</sup>	4234479 <sup>79</sup>	3

<b>FX35</b>											
V6 3.5L 3498cc	VQ35HR	A	1358 <sup>53</sup>	21358 <sup>70</sup>	41358	6044	26044	4479 <sup>79</sup>	224479 <sup>79</sup>	4234479 <sup>79</sup>	3

<b>FX50</b>											
V8 5.0L 5026cc	VK50VE	B	7356 <sup>53</sup>	27356 <sup>70</sup>	47356	6044	26044	4007	N/A	N/A	3

<b>G37</b>											
V6 3.7L 3696cc	VQ37VHR	C	1358 <sup>53</sup>	21358 <sup>70</sup>	41358	9362	29362	4479 <sup>79</sup>	224479 <sup>79</sup>	4234479 <sup>79</sup>	3

<b>M35</b>											
V6 3.5L 3500cc	VQ35HR	A	1358 <sup>53</sup>	21358 <sup>70</sup>	41358	9570	N/A	4479 <sup>79</sup>	224479 <sup>79</sup>	4234479 <sup>79</sup>	3

<b>M45</b>											
V8 4.5L 4494cc		B	7356 <sup>53</sup>	27356 <sup>70</sup>	47356	9290	N/A	4479 <sup>79</sup>	224479 <sup>79</sup>	4234479 <sup>79</sup>	3

<b>QX56</b>											
V8 5.6L 5552cc	VK56DE	A	7356 <sup>53</sup>	27356 <sup>70</sup>	47356	6213	26213	4854	224854	N/A	2

**2009**

<b>EX35</b>											
V6 3.5L 3498cc	VQ35HR	A	1358 <sup>53</sup>	21358 <sup>70</sup>	41358	9362	29362	4479 <sup>79</sup>	224479 <sup>79</sup>	4234479 <sup>79</sup>	3

<b>FX35</b>											
V6 3.5L 3498cc	VQ35HR	A	1358 <sup>53</sup>	21358 <sup>70</sup>	41358	6044	26044	4479 <sup>79</sup>	224479 <sup>79</sup>	4234479 <sup>79</sup>	3

<b>FX50</b>											
V8 5.0L 5026cc	VK50VE	B	7356 <sup>53</sup>	27356 <sup>70</sup>	47356	6044	26044	4007	N/A	N/A	3

<b>G37</b>											
V6 3.7L 3696cc	VQ37VHR	C	1358 <sup>53</sup>	21358 <sup>70</sup>	41358	9362	29362	4479 <sup>79</sup>	224479 <sup>79</sup>	4234479 <sup>79</sup>	3

N/A = Not Available N/R = Not Required N/S = Not Servicable For cabin air locator chart, see pages 5-12 See pages 13-16 for footnotes

1) ProSelect - Normal Driving - Traditional Change Intervals 2) NAPA Gold - Severe Driving - OE Recommended intervals 3) NAPA Platinum - Harsh Driving - OE Recommend Intervals

1) N/A = Non disponible N/R = Non nécessaire N/S = Non réparable Voir le tableau des filtres et d'habitacle aux pages 5-12 Voir pages 13-16 pour des notes

1) NAPA ProSelect et Argent - Conduite normale - Intervalles normaux de remplacement 2) NAPA Or - Conduite difficile - Intervalles recommandés par FEO 3) NAPA Platine - Conduite très difficile - Intervalles recommandés par FEO

N/A = No disponible N/R = No requerido N/S = No Servicable Para el aire de la cabina y tabla de localización de filtro, consulte las páginas 5-12 Ver las páginas 13-16 para las notas al pie de página

1) NAPA ProSelect y Plata - Manejo normal - Intervalos normales de cambio 2) NAPA Oro - Manejo difícil - Intervalos recomendados por el OEM 3) NAPA Platino - Manejo muy difícil - Intervalos recomendados por el OEM

*Italicized Part Numbers May Not Be Available.*

Las piezas con números en *italicas* pueden no estar disponibles.  
Les numéros de pièce en *italiques* peuvent ne pas être disponibles.





## Pass Car Light Truck - Oil - Air - Cabin

INFINITI 2009-2006

Year/Anio/Année Model/Modelo/Modèle Engine/Motor/Moteur	Eng. Code Código de motor Code moteur	VIN NIV NIV	GOLD Oil Aceite Huile	ProSelect Oil Aceite Huile	Platinum Oil Aceite Huile	GOLD Air Aire Air	ProSelect Air Aire Air	GOLD Cabin Air Cabina Aire Cabine Air	ProSelect Cabin Air Cabina Aire Cabine Air	Platinum Cabin Air Cabina Aire Cabine Air	Loc. Cabin Air Cabina Aire Cabine Air
---	---	-------------------	--------------------------------	-------------------------------------	------------------------------------	----------------------------	---------------------------------	--	---	--	--

## INFINITI (Cont'd/Suite)

**2009** (Cont'd/Suite)

## M35

V6 3.5L 3500cc	VQ35HR	A	1358 <sup>53</sup>	21358 <sup>70</sup>	41358	9570	N/A	4479 <sup>79</sup>	224479 <sup>79</sup>	4234479 <sup>79</sup>	3
----------------	--------	---	--------------------	---------------------	-------	------	-----	--------------------	----------------------	-----------------------	---

## M45

V8 4.5L 4494cc		B	7356 <sup>53</sup>	27356 <sup>70</sup>	47356	9290	N/A	4479 <sup>79</sup>	224479 <sup>79</sup>	4234479 <sup>79</sup>	3
----------------	--	---	--------------------	---------------------	-------	------	-----	--------------------	----------------------	-----------------------	---

## QX56

V8 5.6L 5552cc	VK56DE	A	7356 <sup>53</sup>	27356 <sup>70</sup>	47356	6213	26213	4854	224854	N/A	2
----------------	--------	---	--------------------	---------------------	-------	------	-------	------	--------	-----	---

**2008**

## EX35

V6 3.5L 3498cc	VQ35HR	A	1358 <sup>53</sup>	21358 <sup>70</sup>	41358	9362	29362	4479 <sup>79</sup>	224479 <sup>79</sup>	4234479 <sup>79</sup>	3
----------------	--------	---	--------------------	---------------------	-------	------	-------	--------------------	----------------------	-----------------------	---

## FX35

V6 3.5L 3498cc	VQ35DE	A	1358 <sup>53</sup>	21358 <sup>70</sup>	41358	6116 <sup>270</sup> 6044 <sup>371</sup>	26116 <sup>270</sup> 26044 <sup>371</sup>	4857	224857	4234857	3
----------------	--------	---	--------------------	---------------------	-------	--	--	------	--------	---------	---

## FX45

V8 4.5L 4494cc		B	7356 <sup>53</sup>	27356 <sup>70</sup>	47356	6053	N/A	4857	224857	4234857	3
----------------	--	---	--------------------	---------------------	-------	------	-----	------	--------	---------	---

## G35

V6 3.5L 3498cc	VQ35HR	B	1358 <sup>53</sup>	21358 <sup>70</sup>	41358	9362	29362	4857	224857	4234857	3
----------------	--------	---	--------------------	---------------------	-------	------	-------	------	--------	---------	---

## G37

V6 3.7L 3696cc	VQ37VHR	C	1358 <sup>53</sup>	21358 <sup>70</sup>	41358	9362	29362	4479 <sup>79</sup>	224479 <sup>79</sup>	4234479 <sup>79</sup>	3
----------------	---------	---	--------------------	---------------------	-------	------	-------	--------------------	----------------------	-----------------------	---

## M35

V6 3.5L 3500cc	VQ35DE	A	1358 <sup>53</sup>	21358 <sup>70</sup>	41358	9001 <sup>314</sup> 9570 <sup>313</sup>	29001 <sup>314</sup> N/A <sup>313</sup>	4479 <sup>79</sup>	224479 <sup>79</sup>	4234479 <sup>79</sup>	3
----------------	--------	---	--------------------	---------------------	-------	--	--	--------------------	----------------------	-----------------------	---

## M45

V8 4.5L 4494cc		B	7356 <sup>53</sup>	27356 <sup>70</sup>	47356	9290	N/A	4479 <sup>79</sup>	224479 <sup>79</sup>	4234479 <sup>79</sup>	3
----------------	--	---	--------------------	---------------------	-------	------	-----	--------------------	----------------------	-----------------------	---

## QX56

V8 5.6L 5552cc	VK56DE	A	7356 <sup>53</sup>	27356 <sup>70</sup>	47356	6213	26213	4854	224854	N/A	2
----------------	--------	---	--------------------	---------------------	-------	------	-------	------	--------	-----	---

**2007**

## FX35

V6 3.5L 3498cc	VQ35DE	A	1358 <sup>53</sup>	21358 <sup>70</sup>	41358	6116	26116	4857	224857	4234857	3
----------------	--------	---	--------------------	---------------------	-------	------	-------	------	--------	---------	---

## FX45

V8 4.5L 4494cc		B	7356 <sup>53</sup>	27356 <sup>70</sup>	47356	6053	N/A	4857	224857	4234857	3
----------------	--	---	--------------------	---------------------	-------	------	-----	------	--------	---------	---

## G35 COUPE

V6 3.5L 3498cc	VQ35DE	C	1358 <sup>53</sup>	21358 <sup>70</sup>	41358	6116	26116	4857	224857	4234857	3
	VQ35HR	C	1358 <sup>53</sup>	21358 <sup>70</sup>	41358	6116	26116	4857	224857	4234857	3

## G35 SEDAN

V6 3.5L 3498cc	VQ35DE	B	1358 <sup>53</sup>	21358 <sup>70</sup>	41358	9362	29362	4857	224857	4234857	3
	VQ35HR	B	1358 <sup>53</sup>	21358 <sup>70</sup>	41358	9362	29362	4857	224857	4234857	3

## M35

V6 3.5L 3500cc	VQ35DE	A	1358 <sup>53</sup>	21358 <sup>70</sup>	41358	9001 <sup>314</sup> 9570 <sup>314</sup>	29001 <sup>314</sup> N/A <sup>314</sup>	4479 <sup>79</sup>	224479 <sup>79</sup>	4234479 <sup>79</sup>	3
----------------	--------	---	--------------------	---------------------	-------	--	--	--------------------	----------------------	-----------------------	---

## M45

V8 4.5L 4494cc		B	7356 <sup>53</sup>	27356 <sup>70</sup>	47356	9290	N/A	4479 <sup>79</sup>	224479 <sup>79</sup>	4234479 <sup>79</sup>	3
----------------	--	---	--------------------	---------------------	-------	------	-----	--------------------	----------------------	-----------------------	---

## QX56

V8 5.6L 5552cc	VK56DE	A	7356 <sup>53</sup>	27356 <sup>70</sup>	47356	6213	26213	4854	224854	N/A	2
----------------	--------	---	--------------------	---------------------	-------	------	-------	------	--------	-----	---

**2006**

## FX35

V6 3.5L 3498cc	VQ35DE	A	1358 <sup>53</sup>	21358 <sup>70</sup>	41358	6116	26116	4857	224857	4234857	3
----------------	--------	---	--------------------	---------------------	-------	------	-------	------	--------	---------	---

## FX45

V8 4.5L 4494cc		B	7356 <sup>53</sup>	27356 <sup>70</sup>	47356	6053	N/A	4857	224857	4234857	3
----------------	--	---	--------------------	---------------------	-------	------	-----	------	--------	---------	---

N/A = Not Available N/R = Not Required N/S = Not Servicable For cabin air locator chart, see pages 5-12 See pages 13-16 for footnotes

1) ProSelect - Normal Driving - Traditional Change Intervals 2) NAPA Gold - Severe Driving - OE Recommended intervals 3) NAPA Platinum - Harsh Driving - OE Recommend Intervals

N/A = Non disponible N/R = Non nécessaire N/S = Non réparable Voir le tableau des filtres et d'habitacle aux pages 5-12 Voir pages 13-16 pour des notes

1) NAPA ProSelect et Argent - Conduite normale - Intervalles normaux de remplacement 2) NAPA Or - Conduite difficile - Intervalles recommandés par FEO 3) NAPA Platine - Conduite très difficile - Intervalles recommandés par FEO

N/A = No disponible N/R = No requerido N/S = No Servicable Para el aire de la cabina y tabla de localización de filtro, consulte las páginas 5-12 Ver las páginas 13-16 para las notas al pie de página

1) NAPA ProSelect y Plata - Manejo normal - Intervalos normales de cambio 2) NAPA Oro - Manejo difícil - Intervalos recomendados por el OEM 3) NAPA Platino - Manejo muy difícil - Intervalos recomendados por el OEM

*Italicized Part Numbers May Not Be Available.*

Las piezas con números en *italicas* pueden no estar disponibles.

Les numéros de pièce en *italiques* peuvent ne pas être disponibles.

P  
a  
s  
s  
C  
a  
r  
L  
i  
g  
h  
t  
T  
r  
u  
c  
k  
O  
i  
l  
-  
A  
i  
r  
-  
C  
a  
b  
i  
n



INFINITI 2006-2003

Pass Car Light Truck - Oil - Air - Cabin

Year/Año/Année Model/Modelo/Modele Engine/Motor/Moteur	Eng. Code Código de motor Code moteur	VIN NIV NIV	GOLD Oil Aceite Huile	ProSelect Oil Aceite Huile	Platinum Oil Aceite Huile	GOLD Air Aire Air	ProSelect Air Aire Air	GOLD Cabin Air Cabina Aire Cabine Air	ProSelect Cabin Air Cabina Aire Cabine Air	Platinum Cabin Air Cabina Aire Cabine Air	Loc. Cabin Air Cabina Aire Cabine Air
--	---	-------------------	--------------------------------	-------------------------------------	------------------------------------	----------------------------	---------------------------------	--	---	--	--

## INFINITI (Cont'd/Suite)

**2006** (Cont'd/Suite)

<b>G35</b>											
V6 3.5L 3498cc	VQ35DE	C	1358 <sup>53</sup>	21358 <sup>70</sup>	41358	6116	26116	4857	224857	4234857	3
<b>M35</b>											
V6 3.5L 3500cc	VQ35DE	A	1358 <sup>53</sup>	21358 <sup>70</sup>	41358	9001	29001	4479 <sup>79</sup>	224479 <sup>79</sup>	4234479 <sup>79</sup>	3
<b>M45</b>											
V8 4.5L 4494cc		B	7356 <sup>53</sup>	27356 <sup>70</sup>	47356	9290	N/A	4479 <sup>79</sup>	224479 <sup>79</sup>	4234479 <sup>79</sup>	3
<b>Q45</b>											
V8 4.5L 4494cc		B	7356 <sup>53</sup>	27356 <sup>70</sup>	47356	6053	N/A	4479 <sup>79</sup>	224479 <sup>79</sup>	4234479 <sup>79</sup>	
<b>QX56</b>											
V8 5.6L 5552cc	VK56DE	A	7356 <sup>53</sup>	27356 <sup>70</sup>	47356	6213	26213	4854	224854	N/A	2

**2005**

<b>FX35</b>											
V6 3.5L 3498cc	VQ35DE	A	1358 <sup>53</sup>	21358 <sup>70</sup>	41358	6116	26116	4857	224857	4234857	3
<b>FX45</b>											
V8 4.5L 4494cc		B	7356 <sup>53</sup>	27356 <sup>70</sup>	47356	6053	N/A	4857	224857	4234857	3
<b>G35</b>											
V6 3.5L 3498cc	VQ35DE	C	1358 <sup>53</sup>	21358 <sup>70</sup>	41358	6116	26116	4857	224857	4234857	3
<b>Q45</b>											
V8 4.5L 4494cc		B	7356 <sup>53</sup>	27356 <sup>70</sup>	47356	6053	N/A	4479 <sup>79</sup>	224479 <sup>79</sup>	4234479 <sup>79</sup>	
<b>QX56</b>											
V8 5.6L 5552cc	VK56DE	A	7356 <sup>53</sup>	27356 <sup>70</sup>	47356	6213	26213	4854	224854	N/A	2

**2004**

<b>FX35</b>											
V6 3.5L 3498cc	VQ35DE	A	7356 <sup>53</sup>	27356 <sup>70</sup>	47356	6116	26116	4857	224857	4234857	3
<b>FX45</b>											
V8 4.5L 4494cc		B	7356 <sup>53</sup>	27356 <sup>70</sup>	47356	6053	N/A	4857	224857	4234857	3
<b>G35</b>											
V6 3.5L 3498cc	VQ35DE	C	1358 <sup>53</sup>	21358 <sup>70</sup>	41358	6116	26116	4857	224857	4234857	3
<b>I35</b>											
V6 3.5L 3500cc	VQ35DE	D	7356 <sup>53</sup>	27356 <sup>70</sup>	47356	6116	26116	4823	224823	N/A	3
<b>M45</b>											
V8 4.5L 4494cc		A	7356 <sup>53</sup>	27356 <sup>70</sup>	47356	6053	N/A	4479	224479	4234479	
<b>Q45</b>											
V8 4.5L 4494cc		B	7356 <sup>53</sup>	27356 <sup>70</sup>	47356	6053	N/A	4479 <sup>79</sup>	224479 <sup>79</sup>	4234479 <sup>79</sup>	
<b>QX56</b>											
V8 5.6L 5552cc	VK56DE	A	7356 <sup>53</sup>	27356 <sup>70</sup>	47356	6213	26213	4854	224854	N/A	2

**2003**

<b>FX35</b>											
V6 3.5L 3498cc	VQ35DE	A	7356 <sup>53</sup>	27356 <sup>70</sup>	47356	6116	26116	4857	224857	4234857	3
<b>FX45</b>											
V8 4.5L 4494cc		B	7356 <sup>53</sup>	27356 <sup>70</sup>	47356	6053	N/A	4857	224857	4234857	3
<b>G35</b>											
V6 3.5L 3498cc	VQ35DE	C	1358 <sup>53</sup>	21358 <sup>70</sup>	41358	6116	26116	4857	224857	4234857	3
<b>I35</b>											
V6 3.5L 3500cc	VQ35DE	D	7356 <sup>53</sup>	27356 <sup>70</sup>	47356	6116	26116	4823	224823	N/A	3
<b>M45</b>											
V8 4.5L 4494cc		A	7356 <sup>53</sup>	27356 <sup>70</sup>	47356	6053	N/A	4479	224479	4234479	

N/A = Not Available N/R = Not Required N/S = Not Servicable For cabin air locator chart, see pages 5-12 See pages 13-16 for footnotes

1) ProSelect - Normal Driving - Traditional Change Intervals 2) NAPA Gold - Severe Driving - OE Recommended intervals 3) NAPA Platinum - Harsh Driving - OE Recommend Intervals

N/A = Non disponible N/R = Non nécessaire N/S = Non réparable Voir le tableau des filtres et d'habitacle aux pages 5-12 Voir pages 13-16 pour des notes

1) NAPA ProSelect et Argent - Conduite normale - Intervalles normaux de remplacement 2) NAPA Or - Conduite difficile - Intervalles recommandés par FEO 3) NAPA Platine - Conduite très difficile - Intervalles recommandés par FEO

N/A = No disponible N/R = No requerido N/S = No Servicable Para el aire de la cabina y tabla de localización de filtro, consulte las páginas 5-12 Ver las páginas 13-16 para las notas al pie de página

1) NAPA ProSelect y Plata - Manejo normal - Intervalos normales de cambio 2) NAPA Oro - Manejo difícil - Intervalos recomendados por el OEM 3) NAPA Platino - Manejo muy difícil - Intervalos recomendados por el OEM

*Italicized Part Numbers May Not Be Available.*Las piezas con números en *italicas* pueden no estar disponibles.  
Les numéros de pièce en *italiques* peuvent ne pas être disponibles.



Pass Car Light Truck - Oil - Air - Cabin

INFINITI 2003 —  
ISUZU 2016

Year/Año/Année Model/Modelo/Modèle Engine/Motor/Moteur	Eng. Code Código de motor Code moteur	VIN NIV NIV	GOLD Oil Aceite Huile	ProSelect Oil Aceite Huile	Platinum Oil Aceite Huile	GOLD Air Aire Air	ProSelect Air Aire Air	GOLD Cabin Air Cabina Aire Cabine Air	ProSelect Cabin Air Cabina Aire Cabine Air	Platinum Cabin Air Cabina Aire Cabine Air	Loc. Cabin Air Cabina Aire Cabine Air
--	---	-------------------	--------------------------------	-------------------------------------	------------------------------------	----------------------------	---------------------------------	--	---	--	--

INFINITI (Cont'd/Suite)

**2003** (Cont'd/Suite)

**Q45**

V8 4.5L 4494cc		B	7356 <sup>53</sup>	27356 <sup>70</sup>	47356	6053	N/A	4479 <sup>79</sup>	224479 <sup>79</sup>	4234479 <sup>79</sup>	
----------------	--	---	--------------------	---------------------	-------	------	-----	--------------------	----------------------	-----------------------	--

**QX4**

V6 3.5L 3500cc	VQ35DE	D	1358 <sup>53</sup>	21358 <sup>70</sup>	41358	6116	26116	4863	224863	N/A	3
----------------	--------	---	--------------------	---------------------	-------	------	-------	------	--------	-----	---

**2002**

**G20**

L4 2.0L 2000cc	SR20DE	C	1358 <sup>53</sup>	21358 <sup>70</sup>	41358	6116	26116	4863	224863	N/A	3
----------------	--------	---	--------------------	---------------------	-------	------	-------	------	--------	-----	---

**I35**

V6 3.5L 3500cc	VQ35DE	D	1358 <sup>53</sup>	21358 <sup>70</sup>	41358	6116	26116	4823	224823	N/A	3
----------------	--------	---	--------------------	---------------------	-------	------	-------	------	--------	-----	---

**Q45**

V8 4.5L 4494cc		B	7356 <sup>53</sup>	27356 <sup>70</sup>	47356	6053	N/A	4479 <sup>79</sup>	224479 <sup>79</sup>	4234479 <sup>79</sup>	
----------------	--	---	--------------------	---------------------	-------	------	-----	--------------------	----------------------	-----------------------	--

**QX4**

V6 3.5L 3500cc	VQ35DE	D	1358 <sup>53</sup>	21358 <sup>70</sup>	41358	6116	26116	4863	224863	N/A	3
----------------	--------	---	--------------------	---------------------	-------	------	-------	------	--------	-----	---

**2001**

**G20**

L4 2.0L 2000cc	SR20DE	C	1358 <sup>53</sup>	21358 <sup>70</sup>	41358	6116	26116	4863	224863	N/A	3
----------------	--------	---	--------------------	---------------------	-------	------	-------	------	--------	-----	---

**I30**

V6 3.0L 2988cc	VQ30DE	C	7356 <sup>53</sup>	27356 <sup>70</sup>	47356	6116	26116	4823	224823	N/A	3
----------------	--------	---	--------------------	---------------------	-------	------	-------	------	--------	-----	---

**Q45**

V8 4.1L 4130cc	VH41DE	B	7356 <sup>53</sup>	27356 <sup>70</sup>	47356	6053	N/A	N/A	N/A	N/A	
----------------	--------	---	--------------------	---------------------	-------	------	-----	-----	-----	-----	--

**QX4**

V6 3.5L 3500cc	VQ35DE	D	1358 <sup>53</sup>	21358 <sup>70</sup>	41358	6116	26116	4863	224863	N/A	3
----------------	--------	---	--------------------	---------------------	-------	------	-------	------	--------	-----	---

ISUZU

**2018**

**ELF 100**

L4 3.0L Diesel (Mex.)			400007	N/A	N/A	6932	N/A	N/S	N/S	N/A	
-----------------------	--	--	--------	-----	-----	------	-----	-----	-----	-----	--

**ELF 200**

L4 3.0L Diesel (Mex.)			400007	N/A	N/A	6932	N/A	N/S	N/S	N/A	
-----------------------	--	--	--------	-----	-----	------	-----	-----	-----	-----	--

**ELF 300**

L4 3.0L Diesel (Mex.)			400007	N/A	N/A	6932	N/A	N/S	N/S	N/A	
-----------------------	--	--	--------	-----	-----	------	-----	-----	-----	-----	--

**2017**

**ELF 100**

L4 3.0L Diesel (Mex.)			400007	N/A	N/A	6932	N/A	N/S	N/S	N/A	
-----------------------	--	--	--------	-----	-----	------	-----	-----	-----	-----	--

**ELF 200**

L4 3.0L Diesel (Mex.)			400007	N/A	N/A	6932	N/A	N/S	N/S	N/A	
-----------------------	--	--	--------	-----	-----	------	-----	-----	-----	-----	--

**ELF 300**

L4 3.0L Diesel (Mex.)			400007	N/A	N/A	6932	N/A	N/S	N/S	N/A	
-----------------------	--	--	--------	-----	-----	------	-----	-----	-----	-----	--

**2016**

**ELF 100**

L4 3.0L Diesel (Mex.)			400007	N/A	N/A	6932	N/A	N/S	N/S	N/A	
-----------------------	--	--	--------	-----	-----	------	-----	-----	-----	-----	--

**ELF 200**

L4 3.0L Diesel (Mex.)			400007	N/A	N/A	6932	N/A	N/S	N/S	N/A	
-----------------------	--	--	--------	-----	-----	------	-----	-----	-----	-----	--

**ELF 300**

L4 3.0L Diesel (Mex.)			400007	N/A	N/A	6932	N/A	N/S	N/S	N/A	
-----------------------	--	--	--------	-----	-----	------	-----	-----	-----	-----	--

N/A = Not Available N/R = Not Required N/S = Not Servicable For cabin air locator chart, see pages 5-12 See pages 13-16 for footnotes

1) ProSelect - Normal Driving - Traditional Change Intervals 2) NAPA Gold - Severe Driving - OE Recommended intervals 3) NAPA Platinum - Harsh Driving - OE Recommend Intervals

N/A = Non disponible N/R = Non nécessaire N/S = Non réparable Voir le tableau des filtres et d'habitacle aux pages 5-12 Voir pages 13-16 pour des notes

1) NAPA ProSelect et Argent - Conduite normale - Intervalles normaux de remplacement 2) NAPA Or - Conduite difficile - Intervalles recommandés par FEO 3) NAPA Platine - Conduite très difficile - Intervalles recommandés par FEO

N/A = No disponible N/R = No requerido N/S = No Servicable Para el aire de la cabina y tabla de localización de filtro, consulte las páginas 5-12 Ver las páginas 13-16 para las notas al pie de página

1) NAPA ProSelect y Plata - Manejo normal - Intervalos normales de cambio 2) NAPA Oro - Manejo difícil - Intervalos recomendados por el OEM 3) NAPA Platino - Manejo muy difícil - Intervalos recomendados por el OEM

*Italicized Part Numbers May Not Be Available.*

Las piezas con números en *italicas* pueden no estar disponibles.

Les numéros de pièce en *italiques* peuvent ne pas être disponibles.

P  
a  
s  
s  
C  
a  
r  
L  
i  
g  
h  
t  
T  
r  
u  
c  
k  
O  
i  
l  
-  
A  
i  
r  
-  
C  
a  
b  
i  
n



ISUZU 2015-2003

## Pass Car Light Truck - Oil - Air - Cabin

Year/Año/Année Model/Modelo/Modèle Engine/Motor/Moteur	Eng. Code Código de motor Code moteur	VIN NIV NIV	GOLD Oil Aceite Huile	ProSelect Oil Aceite Huile	Platinum Oil Aceite Huile	GOLD Air Aire Air	ProSelect Air Aire Air	GOLD Cabin Air Cabina Aire Cabine Air	ProSelect Cabin Air Cabina Aire Cabine Air	Platinum Cabin Air Cabina Aire Cabine Air	Loc. Cabin Air Cabina Aire Cabine Air
--	---	-------------------	--------------------------------	-------------------------------------	------------------------------------	----------------------------	---------------------------------	--	---	--	--

## ISUZU (Cont'd/Suite)

**2015**

## ELF 200

L4 3.0L Diesel (Mex.)			400007	N/A	N/A	6932	N/A	N/S	N/S	N/A	
-----------------------	--	--	--------	-----	-----	------	-----	-----	-----	-----	--

## ELF 300

L4 3.0L Diesel (Mex.)			400007	N/A	N/A	6932	N/A	N/S	N/S	N/A	
-----------------------	--	--	--------	-----	-----	------	-----	-----	-----	-----	--

**2008**

## ASCENDER

L6 4.2L 256 CID		S	1522 <sup>53</sup>	21522 <sup>70</sup>	41522	2729	22729	N/R	N/R	N/R	
-----------------	--	---	--------------------	---------------------	-------	------	-------	-----	-----	-----	--

## I290

L4 2.9L 178 CID		9	1042 <sup>53</sup>	21042 <sup>70</sup>	41042	9429	29429	N/R	N/R	N/R	
-----------------	--	---	--------------------	---------------------	-------	------	-------	-----	-----	-----	--

## I370

L5 3.7L 226 CID		E	1522 <sup>53</sup>	21522 <sup>70</sup>	41522	2013	22013	N/R	N/R	N/R	
-----------------	--	---	--------------------	---------------------	-------	------	-------	-----	-----	-----	--

**2007**

## ASCENDER

L6 4.2L 256 CID		S	1522 <sup>53</sup>	21522 <sup>70</sup>	41522	2729	22729	N/R	N/R	N/R	
-----------------	--	---	--------------------	---------------------	-------	------	-------	-----	-----	-----	--

## I290

L4 2.9L 178 CID		9	1042 <sup>53</sup>	21042 <sup>70</sup>	41042	2013	22013	N/R	N/R	N/R	
-----------------	--	---	--------------------	---------------------	-------	------	-------	-----	-----	-----	--

## I370

L5 3.7L 226 CID		E	1522 <sup>53</sup>	21522 <sup>70</sup>	41522	2013	22013	N/R	N/R	N/R	
-----------------	--	---	--------------------	---------------------	-------	------	-------	-----	-----	-----	--

**2006**

## ASCENDER

L6 4.2L 256 CID		S	1522 <sup>53</sup>	21522 <sup>70</sup>	41522	2729	22729	N/R	N/R	N/R	
-----------------	--	---	--------------------	---------------------	-------	------	-------	-----	-----	-----	--

V8 5.3L 327 CID		M	1042 <sup>53</sup>	21042 <sup>70</sup>	41042	2729	22729	N/R	N/R	N/R	
-----------------	--	---	--------------------	---------------------	-------	------	-------	-----	-----	-----	--

## I280

L4 2.8L 169 CID		8	1042 <sup>53</sup>	21042 <sup>70</sup>	41042	2013	22013	N/R	N/R	N/R	
-----------------	--	---	--------------------	---------------------	-------	------	-------	-----	-----	-----	--

## I350

L5 3.5L 211 CID		6	1522 <sup>53</sup>	21522 <sup>70</sup>	41522	2013	22013	N/R	N/R	N/R	
-----------------	--	---	--------------------	---------------------	-------	------	-------	-----	-----	-----	--

**2005**

## ASCENDER

L6 4.2L 256 CID		S	1522 <sup>53</sup>	21522 <sup>70</sup>	41522	2729	22729	N/R	N/R	N/R	
-----------------	--	---	--------------------	---------------------	-------	------	-------	-----	-----	-----	--

V8 5.3L 327 CID		M	1042 <sup>53</sup>	21042 <sup>70</sup>	41042	2729	22729	N/R	N/R	N/R	
-----------------	--	---	--------------------	---------------------	-------	------	-------	-----	-----	-----	--

**2004**

## ASCENDER

L6 4.2L 256 CID		S	1522 <sup>53</sup>	21522 <sup>70</sup>	41522	2729	22729	N/R	N/R	N/R	
-----------------	--	---	--------------------	---------------------	-------	------	-------	-----	-----	-----	--

V8 5.3L 327 CID		M	1042 <sup>53</sup>	21042 <sup>70</sup>	41042	2729	22729	N/R	N/R	N/R	
-----------------	--	---	--------------------	---------------------	-------	------	-------	-----	-----	-----	--

## AXIOM

V6 3.5L 3475cc	6VE1	Y	1334 <sup>53</sup>	21334 <sup>70</sup>	41334	6006	26006	N/R	N/R	N/R	
----------------	------	---	--------------------	---------------------	-------	------	-------	-----	-----	-----	--

## RODEO

V6 3.2L 3165cc	6VD1	W	1334 <sup>53</sup>	21334 <sup>70</sup>	41334	6006	26006	N/R	N/R	N/R	
----------------	------	---	--------------------	---------------------	-------	------	-------	-----	-----	-----	--

V6 3.5L 3475cc	6VE1	Y	1334 <sup>53</sup>	21334 <sup>70</sup>	41334	6006	26006	N/R	N/R	N/R	
----------------	------	---	--------------------	---------------------	-------	------	-------	-----	-----	-----	--

**2003**

## ASCENDER

L6 4.2L 256 CID		S	1522 <sup>53</sup>	21522 <sup>70</sup>	41522	2729	22729	N/R	N/R	N/R	
-----------------	--	---	--------------------	---------------------	-------	------	-------	-----	-----	-----	--

V8 5.3L 327 CID		T	1042 <sup>53</sup>	21042 <sup>70</sup>	41042	2729	22729	N/R	N/R	N/R	
-----------------	--	---	--------------------	---------------------	-------	------	-------	-----	-----	-----	--

## AXIOM

V6 3.5L 3475cc	6VE1	X	1334 <sup>53</sup>	21334 <sup>70</sup>	41334	6006	26006	N/R	N/R	N/R	
----------------	------	---	--------------------	---------------------	-------	------	-------	-----	-----	-----	--

## RODEO

L4 2.2L 2180cc		D	1036 <sup>53</sup>	21036 <sup>70</sup>	41036	6006	26006	N/R	N/R	N/R	
----------------	--	---	--------------------	---------------------	-------	------	-------	-----	-----	-----	--

N/A = Not Available N/R = Not Required N/S = Not Servicable For cabin air locator chart, see pages 5-12 See pages 13-16 for footnotes

1) ProSelect - Normal Driving - Traditional Change Intervals 2) NAPA Gold - Severe Driving - OE Recommended intervals 3) NAPA Platinum - Harsh Driving - OE Recommend Intervals

N/A = Non disponible N/R = Non nécessaire N/S = Non réparable Voir le tableau des filtres et d'habitacle aux pages 5-12 Voir pages 13-16 pour des notes

1) NAPA ProSelect et Argent - Conduite normale - Intervalles normaux de remplacement 2) NAPA Or - Conduite difficile - Intervalles recommandés par FEO 3) NAPA Platine - Conduite très difficile - Intervalles recommandés par FEO

N/A = No disponible N/R = No requerido N/S = No Servicable Para el aire de la cabina y tabla de localización de filtro, consulte las páginas 5-12 Ver las páginas 13-16 para las notas al pie de página

1) NAPA ProSelect y Plata - Manejo normal - Intervalos normales de cambio 2) NAPA Oro - Manejo difícil - Intervalos recomendados por el OEM 3) NAPA Platino - Manejo muy difícil - Intervalos recomendados por el OEM

*Italicized Part Numbers May Not Be Available.*Las piezas con números en *italicas* pueden no estar disponibles.  
Les numéros de pièce en *italiques* peuvent ne pas être disponibles.



Pass Car Light Truck - Oil - Air - Cabin

ISUZU 2003 —  
JAGUAR 2022

Year/Año/Année Model/Modelo/Modèle Engine/Motor/Moteur	Eng. Code Código de motor Code moteur	VIN NIV NIV	GOLD Oil Aceite Huile	ProSelect Oil Aceite Huile	Platinum Oil Aceite Huile	GOLD Air Aire Air	ProSelect Air Aire Air	GOLD Cabin Air Cabina Aire Cabine Air	ProSelect Cabin Air Cabina Aire Cabine Air	Platinum Cabin Air Cabina Aire Cabine Air	Loc. Cabin Air Cabina Aire Cabine Air
--	---	-------------------	--------------------------------	-------------------------------------	------------------------------------	----------------------------	---------------------------------	--	---	--	--

ISUZU (Cont'd/Suite)

**2003** (Cont'd/Suite)

RODEO (Cont'd/Suite)

V6 3.2L 3165cc	6VD1	W	1334 <sup>53</sup>	21334 <sup>70</sup>	41334	6006	26006	N/R	N/R	N/R	
----------------	------	---	--------------------	---------------------	-------	------	-------	-----	-----	-----	--

RODEO SPORT

L4 2.2L 2180cc		D	1036 <sup>53</sup>	21036 <sup>70</sup>	41036	6006	26006	N/R	N/R	N/R	
V6 3.2L 3165cc	6VD1	W	1334 <sup>53</sup>	21334 <sup>70</sup>	41334	6006	26006	N/R	N/R	N/R	

**2002**

AXIOM

V6 3.5L 3475cc	6VE1	X	1334 <sup>53</sup>	21334 <sup>70</sup>	41334	6006	26006	N/R	N/R	N/R	
----------------	------	---	--------------------	---------------------	-------	------	-------	-----	-----	-----	--

RODEO

L4 2.2L 2180cc		D	1040 <sup>53</sup>	21040 <sup>70</sup>	41040	6006	26006	N/R	N/R	N/R	
V6 3.2L 3165cc	6VD1	W	1334 <sup>53</sup>	21334 <sup>70</sup>	41334	6006	26006	N/R	N/R	N/R	

TROOPER

V6 3.5L 3475cc	6VE1	X	1334 <sup>53</sup>	21334 <sup>70</sup>	41334	6006	26006	N/R	N/R	N/R	
----------------	------	---	--------------------	---------------------	-------	------	-------	-----	-----	-----	--

**2001**

RODEO

L4 2.2L 2180cc		D	1040 <sup>53</sup>	21040 <sup>70</sup>	41040	6006	26006	N/R	N/R	N/R	
V6 3.2L 3165cc	6VD1	W	1334 <sup>53</sup>	21334 <sup>70</sup>	41334	6006	26006	N/R	N/R	N/R	

TROOPER

V6 3.5L 3475cc	6VE1	X	1334 <sup>53</sup>	21334 <sup>70</sup>	41334	6006	26006	N/R	N/R	N/R	
----------------	------	---	--------------------	---------------------	-------	------	-------	-----	-----	-----	--

VEHICROSS

V6 3.5L 3475cc	6VE1	X	1334 <sup>53</sup>	21334 <sup>70</sup>	41334	6006	26006	N/R	N/R	N/R	
----------------	------	---	--------------------	---------------------	-------	------	-------	-----	-----	-----	--

JAGUAR

**2023**

E-Pace

L4 2.0L 1997CC 122CID Turbo			100419	2100419	N/A	200888	N/A	239309	N/A	N/A	
-----------------------------	--	--	--------	---------	-----	--------	-----	--------	-----	-----	--

F-Pace

L4 2.0L 1997CC 122CID Turbo			100419	2100419	N/A	200895	N/A	9381	N/A	N/A	
L6 3.0L 3000CC 183CID Turbo/Super Charged			7279	27279	47279	200565 Right 200566 Left	N/A Right N/A Left	4511 <sup>78</sup>	224511 <sup>78</sup>	N/A <sup>78</sup>	
V8 5.0L 5000cc Super Charged			7279	27279	47279	200565 Left 200566 Right	N/A Left N/A Right	4511 <sup>78</sup>	224511 <sup>78</sup>	N/A <sup>78</sup>	

F-TYPE

V8 5.0L 5000cc Super Charged		A	7279	27279	47279	200894 Left 200895 Right	N/A Left N/A Right	9381	N/A	N/A	
------------------------------	--	---	------	-------	-------	-----------------------------------	-----------------------------	------	-----	-----	--

I-Pace

0L (Electric HP394 KW90 Jaguar) Electric			N/R	N/R	N/R	N/R	N/R	4511 <sup>78</sup>	224511 <sup>78</sup>	N/A <sup>78</sup>	
			N/R	N/R	N/R	N/R	N/R	4511 <sup>78</sup>	224511 <sup>78</sup>	N/A <sup>78</sup>	

XF

L4 2.0L 1999cc 122 CID Turbo			100419	2100419	N/A	200566	N/A	4511 <sup>78</sup>	224511 <sup>78</sup>	N/A <sup>78</sup>	
------------------------------	--	--	--------	---------	-----	--------	-----	--------------------	----------------------	-------------------	--

**2022**

E-Pace

L4 2.0L 1997CC 122CID Turbo			100419	2100419	N/A	200888	N/A	239309	N/A	N/A	
-----------------------------	--	--	--------	---------	-----	--------	-----	--------	-----	-----	--

F-Pace

L4 2.0L 1997CC 122CID Turbo			100419	2100419	N/A	200895	N/A	9381	N/A	N/A	
-----------------------------	--	--	--------	---------	-----	--------	-----	------	-----	-----	--

N/A = Not Available N/R = Not Required N/S = Not Servicable For cabin air locator chart, see pages 5-12 See pages 13-16 for footnotes

1) ProSelect - Normal Driving - Traditional Change Intervals 2) NAPA Gold - Severe Driving - OE Recommended intervals 3) NAPA Platinum - Harsh Driving - OE Recommend Intervals

N/A = Non disponible N/R = Non nécessaire N/S = Non réparable Voir le tableau des filtres et d'habitacle aux pages 5-12 Voir pages 13-16 pour des notes

1) NAPA ProSelect et Argent - Conduite normale - Intervalles normaux de remplacement 2) NAPA Or - Conduite difficile - Intervalles recommandés par FEO 3) NAPA Platine - Conduite très difficile - Intervalles recommandés par FEO

N/A = No disponible N/R = No requerido N/S = No Servicable Para el aire de la cabina y tabla de localización de filtro, consulte las páginas 5-12 Ver las páginas 13-16 para las notas al pie de página

1) NAPA ProSelect y Plata - Manejo normal - Intervalos normales de cambio 2) NAPA Oro - Manejo difícil - Intervalos recomendados por el OEM 3) NAPA Platino - Manejo muy difícil - Intervalos recomendados por el OEM

*Italicized Part Numbers May Not Be Available.*

Las piezas con números en *italicas* pueden no estar disponibles.

Les numéros de pièce en *italiques* peuvent ne pas être disponibles.

P  
a  
s  
s  
C  
a  
r  
L  
i  
g  
h  
t  
T  
r  
u  
c  
k  
O  
i  
l  
-  
A  
i  
r  
-  
C  
a  
b  
i  
n



JAGUAR 2022-2020

Pass Car Light Truck - Oil - Air - Cabin

Year/Año/Année Model/Modelo/Modele Engine/Motor/Moteur	Eng. Code Código de motor Code moteur	VIN NIV NIV	GOLD Oil Aceite Huile	ProSelect Oil Aceite Huile	Platinum Oil Aceite Huile	GOLD Air Aire Air	ProSelect Air Aire Air	GOLD Cabin Air Cabina Aire Cabine Air	ProSelect Cabin Air Cabina Aire Cabine Air	Platinum Cabin Air Cabina Aire Cabine Air	Loc. Cabin Air Cabina Aire Cabine Air
--	---	-------------------	--------------------------------	-------------------------------------	------------------------------------	----------------------------	---------------------------------	--	---	--	--

JAGUAR (Cont'd/Suite)

**2022** (Cont'd/Suite)

F-Pace (Cont'd/Suite)

L6 3.0L 3000CC 183CID Turbo/Super Charged			7279	27279	47279	200565 Right 200566 Left	N/A Right N/A Left	4511 <sup>78</sup>	224511 <sup>78</sup>	N/A <sup>78</sup>	
V8 5.0L 5000cc Super Charged			7279	27279	47279	200565 Left 200566 Right	N/A Left N/A Right	4511 <sup>78</sup>	224511 <sup>78</sup>	N/A <sup>78</sup>	

F-TYPE

V8 5.0L 5000cc Super Charged		A	7279	27279	47279	200894 Left 200895 Right	N/A Left N/A Right	9381	N/A	N/A	
------------------------------	--	---	------	-------	-------	-----------------------------------	-----------------------------	------	-----	-----	--

I-Pace

OL (Electric HP394 KW90 Jaguar ) Electric			N/R N/R	N/R N/R	N/R N/R	N/R N/R	N/R N/R	4511 <sup>78</sup> 4511 <sup>78</sup>	224511 <sup>78</sup> 224511 <sup>78</sup>	N/A <sup>78</sup> N/A <sup>78</sup>	
--	--	--	------------	------------	------------	------------	------------	--	--	--	--

XF

L4 2.0L 1999cc 122 CID Turbo			100419	2100419	N/A	200566	N/A	4511 <sup>78</sup>	224511 <sup>78</sup>	N/A <sup>78</sup>	
------------------------------	--	--	--------	---------	-----	--------	-----	--------------------	----------------------	-------------------	--

**2021**

E-Pace

L4 2.0L 1997CC 122CID Turbo			100419	2100419	N/A	200888	N/A	N/A	N/A	N/A	
-----------------------------	--	--	--------	---------	-----	--------	-----	-----	-----	-----	--

F-Pace

L4 2.0L 1997CC 122CID Turbo			100419	2100419	N/A	200895	N/A	9381	N/A	N/A	
L6 3.0L 3000CC 183CID Turbo/Super Charged			7279	27279	47279	200565 Right 200566 Left	N/A Right N/A Left	4511 <sup>78</sup>	224511 <sup>78</sup>	N/A <sup>78</sup>	
V8 5.0L 5000cc Super Charged			7279	27279	47279	200565 Left 200566 Right	N/A Left N/A Right	4511 <sup>78</sup>	224511 <sup>78</sup>	N/A <sup>78</sup>	

F-TYPE

L4 2.0L 1997CC 122CID Turbo			100419	2100419	N/A	200895	N/A	9381	N/A	N/A	
V6 3.0L 2995cc 183 CID Super Charged			7279	27279	47279	200894 Left 200895 Right	N/A Left N/A Right	9381	N/A	N/A	
V8 5.0L 5000cc Super Charged		A	7279	27279	47279	200894 Left 200895 Right	N/A Left N/A Right	9381	N/A	N/A	

I-Pace

OL (Electric HP394 KW90 Jaguar ) Electric			N/R N/R	N/R N/R	N/R N/R	N/R N/R	N/R N/R	4511 <sup>78</sup> 4511 <sup>78</sup>	224511 <sup>78</sup> 224511 <sup>78</sup>	N/A <sup>78</sup> N/A <sup>78</sup>	
--	--	--	------------	------------	------------	------------	------------	--	--	--	--

XE

L4 2.0 Turbo Diesel			100419	2100419	N/A	200566	N/A	4511 <sup>78</sup>	224511 <sup>78</sup>	N/A <sup>78</sup>	
L4 2.0L 1999cc 122 CID Turbo			100419 <sup>53</sup>	2100419 <sup>70</sup>	N/A	200566	N/A	4511 <sup>78</sup>	224511 <sup>78</sup>	N/A <sup>78</sup>	

XF

L4 2.0L 1999cc 122 CID Turbo			100419	2100419	N/A	200566	N/A	4511 <sup>78</sup>	224511 <sup>78</sup>	N/A <sup>78</sup>	
------------------------------	--	--	--------	---------	-----	--------	-----	--------------------	----------------------	-------------------	--

**2020**

E-Pace

L4 2.0L 1997CC 122CID Turbo			100419	2100419	N/A	200888	N/A	239309	N/A	N/A	
-----------------------------	--	--	--------	---------	-----	--------	-----	--------	-----	-----	--

N/A = Not Available N/R = Not Required N/S = Not Servicable For cabin air locator chart, see pages 5-12 See pages 13-16 for footnotes

1) ProSelect - Normal Driving - Traditional Change Intervals 2) NAPA Gold - Severe Driving - OE Recommended intervals 3) NAPA Platinum - Harsh Driving - OE Recommend Intervals

N/A = Non disponible N/R = Non nécessaire N/S = Non réparable Voir le tableau des filtres et d'habitacle aux pages 5-12 Voir pages 13-16 pour des notes

1) NAPA ProSelect et Argent - Conduite normale - Intervalles normaux de remplacement 2) NAPA Or - Conduite difficile - Intervalles recommandés par FEO 3) NAPA Platine - Conduite très difficile - Intervalles recommandés par FEO

N/A = No disponible N/R = No requerido N/S = No Servicable Para el aire de la cabina y tabla de localización de filtro, consulte las páginas 5-12 Ver las páginas 13-16 para las notas al pie de página

1) NAPA ProSelect y Plata - Manejo normal - Intervalos normales de cambio 2) NAPA Oro - Manejo difícil - Intervalos recomendados por el OEM 3) NAPA Platino - Manejo muy difícil - Intervalos recomendados por el OEM

*Italicized Part Numbers May Not Be Available.*

Las piezas con números en *italicas* pueden no estar disponibles.  
Les numéros de pièce en *italiques* peuvent ne pas être disponibles.



Pass Car Light Truck - Oil - Air - Cabin

JAGUAR 2020-2019

Year/Año/Année Model/Modelo/Modèle Engine/Motor/Moteur	Eng. Code Código de motor Code moteur	VIN NIV NIV	GOLD Oil Aceite Huile	ProSelect Oil Aceite Huile	Platinum Oil Aceite Huile	GOLD Air Aire Air	ProSelect Air Aire Air	GOLD Cabin Air Cabina Aire Cabine Air	ProSelect Cabin Air Cabina Aire Cabine Air	Platinum Cabin Air Cabina Aire Cabine Air	Loc. Cabin Air Cabina Aire Cabine Air
--	---	-------------------	--------------------------------	-------------------------------------	------------------------------------	----------------------------	---------------------------------	--	---	--	--

JAGUAR (Cont'd/Suite)

**2020** (Cont'd/Suite)

F-Pace

L4 2.0 Turbo Diesel			100419	2100419	N/A	200566	N/A	4511 <sup>78</sup>	224511 <sup>78</sup>	N/A <sup>78</sup>	
L4 2.0L 1997CC 122CID Turbo			100419	2100419	N/A	200895	N/A	9381	N/A	N/A	
V6 3.0L 2995cc 183 CID Super Charged			7279	27279	47279	200565 Right 200566 Left	N/A Right N/A Left	4511 <sup>78</sup>	224511 <sup>78</sup>	N/A <sup>78</sup>	
V8 5.0L 5000cc Super Charged			7279	27279	47279	200565 Left 200566 Right	N/A Left N/A Right	4511 <sup>78</sup>	224511 <sup>78</sup>	N/A <sup>78</sup>	

F-TYPE

L4 2.0L 1997CC 122CID Turbo			100419	2100419	N/A	200895	N/A	9381	N/A	N/A	
V6 3.0L 2995cc 183 CID Super Charged			7279	27279	47279	200894 Left 200895 Right	N/A Left N/A Right	9381	N/A	N/A	
V8 5.0L 5000cc Super Charged		A	7279	27279	47279	200894 Left 200895 Right	N/A Left N/A Right	9381	N/A	N/A	

I-Pace

0L (Electric HP394 KW90 Jaguar) Electric			N/R	N/R	N/R	N/R	N/R	4511 <sup>78</sup>	224511 <sup>78</sup>	N/A <sup>78</sup>	
			N/R	N/R	N/R	N/R	N/R	4511 <sup>78</sup>	224511 <sup>78</sup>	N/A <sup>78</sup>	

XE

L4 2.0 Turbo Diesel			100419	2100419	N/A	200566	N/A	4511 <sup>78</sup>	224511 <sup>78</sup>	N/A <sup>78</sup>	
L4 2.0L 1999cc 122 CID Turbo			100419	2100419	N/A	200566	N/A	4511 <sup>78</sup>	224511 <sup>78</sup>	N/A <sup>78</sup>	
V6 3.0L 2995cc 183 CID Super Charged			7279	27279	47279	200565 Right 200566 Left	N/A Right N/A Left	4511 <sup>78</sup>	224511 <sup>78</sup>	N/A <sup>78</sup>	
V8 5.0L 5000CC 305CID Super Charged	AJ133		7279	27279	47279	200565 Right 200566 Left	N/A Right N/A Left	4511 <sup>78</sup>	224511 <sup>78</sup>	N/A <sup>78</sup>	

XF

L4 2.0L 1999cc 122 CID Turbo			100419	2100419	N/A	200566	N/A	4511 <sup>78</sup>	224511 <sup>78</sup>	N/A <sup>78</sup>	
V6 3.0L 2995cc 183 CID Super Charged			7279	27279	47279	200565 Right 200566 Left	N/A Right N/A Left	4511 <sup>78</sup>	224511 <sup>78</sup>	N/A <sup>78</sup>	

**2019**

E-Pace

L4 2.0L 1997CC 122CID Turbo			100419	2100419	N/A	200888	N/A	239309 <sup>78</sup>	N/A <sup>78</sup>	N/A <sup>78</sup>	
-----------------------------	--	--	--------	---------	-----	--------	-----	----------------------	-------------------	-------------------	--

F-Pace

L4 2.0 Turbo Diesel			100419	2100419	N/A	200566	N/A	4511 <sup>78</sup>	224511 <sup>78</sup>	N/A <sup>78</sup>	
L4 2.0L 1997CC 122CID Turbo			100419	2100419	N/A	200895	N/A	9381	N/A	N/A	
V6 3.0L 2995cc 183 CID Super Charged			7279	27279	47279	200565 Right 200566 Left	N/A Right N/A Left	4511 <sup>78</sup>	224511 <sup>78</sup>	N/A <sup>78</sup>	
V8 5.0L 5000cc Super Charged			7279	27279	47279	200565 Left 200566 Right	N/A Left N/A Right	4511 <sup>78</sup>	224511 <sup>78</sup>	N/A <sup>78</sup>	

N/A = Not Available N/R = Not Required N/S = Not Servicable For cabin air locator chart, see pages 5-12 See pages 13-16 for footnotes

1) ProSelect - Normal Driving - Traditional Change Intervals 2) NAPA Gold - Severe Driving - OE Recommended intervals 3) NAPA Platinum - Harsh Driving - OE Recommend Intervals

N/A = Non disponible N/R = Non nécessaire N/S = Non réparable Voir le tableau des filtres et d'habitacle aux pages 5-12 Voir pages 13-16 pour des notes

1) NAPA ProSelect et Argent - Conduite normale - Intervalles normaux de remplacement 2) NAPA Or - Conduite difficile - Intervalles recommandés par FEO 3) NAPA Platine - Conduite très difficile - Intervalles recommandés par FEO

N/A = No disponible N/R = No requerido N/S = No Servicable Para el aire de la cabina y tabla de localización de filtro, consulte las páginas 5-12 Ver las páginas 13-16 para las notas al pie de página

1) NAPA ProSelect y Plata - Manejo normal - Intervalles normales de cambio 2) NAPA Oro - Manejo difícil - Intervalles recomendados por el OEM 3) NAPA Platino - Manejo muy difícil - Intervalles recomendados por el OEM

*Italicized Part Numbers May Not Be Available.*

Las piezas con números en *italicas* pueden no estar disponibles.

Les numéros de pièce en *italiques* peuvent ne pas être disponibles.





JAGUAR 2019-2018

Pass Car Light Truck - Oil - Air - Cabin

Year/Año/Année Model/Modelo/Modèle Engine/Motor/Moteur	Eng. Code Código de motor Code moteur	VIN NIV NIV	GOLD Oil Aceite Huile	ProSelect Oil Aceite Huile	Platinum Oil Aceite Huile	GOLD Air Aire Air	ProSelect Air Aire Air	GOLD Cabin Air Cabina Aire Cabine Air	ProSelect Cabin Air Cabina Aire Cabine Air	Platinum Cabin Air Cabina Aire Cabine Air	Loc. Cabin Air Cabina Aire Cabine Air
--	---	-------------------	--------------------------------	-------------------------------------	------------------------------------	----------------------------	---------------------------------	--	---	--	--

JAGUAR (Cont'd/Suite)

**2019** (Cont'd/Suite)

F-TYPE

L4 2.0L 1997CC 122CID Turbo			100419	2100419	N/A	200895	N/A	9381	N/A	N/A	
V6 3.0L 2995cc 183 CID Super Charged			7279	27279	47279	200894 Left 200895 Right	N/A Left N/A Right	9381	N/A	N/A	
V8 5.0L 5000CC 305CID Super Charged	AJ133		7279	27279	47279	200894 Left 200895 Right	N/A Left N/A Right	9381	N/A	N/A	
V8 5.0L 5000cc Super Charged		A	7279	27279	47279	200894 Left 200895 Right	N/A Left N/A Right	9381	N/A	N/A	

I-Pace

0L (Electric HP394 KW90 Jaguar) Electric			N/R N/R	N/R N/R	N/R N/R	N/R N/R	N/R N/R	4511 <sup>78</sup> 4511 <sup>78</sup>	224511 <sup>78</sup> 224511 <sup>78</sup>	N/A <sup>78</sup> N/A <sup>78</sup>	
--	--	--	------------	------------	------------	------------	------------	--	--	--	--

XE

L4 2.0 Turbo Diesel			100419	2100419	N/A	200566	N/A	4511 <sup>78</sup>	224511 <sup>78</sup>	N/A <sup>78</sup>	
L4 2.0L 1999cc 122 CID Turbo			100419	2100419	N/A	200566	N/A	4511 <sup>78</sup>	224511 <sup>78</sup>	N/A <sup>78</sup>	
V6 3.0L 2995cc 183 CID Super Charged			7279	27279	47279	200565 Right 200566 Left	N/A Right N/A Left	4511 <sup>78</sup>	224511 <sup>78</sup>	N/A <sup>78</sup>	
V8 5.0L 5000CC 305CID Super Charged	AJ133		7279	27279	47279	200565 Right 200566 Left	N/A Right N/A Left	4511 <sup>78</sup>	224511 <sup>78</sup>	N/A <sup>78</sup>	

XF

L4 2.0 Turbo Diesel			100419	2100419	N/A	200566	N/A	4511 <sup>78</sup>	224511 <sup>78</sup>	N/A <sup>78</sup>	
L4 2.0L 1999cc 122 CID Turbo			100419	2100419	N/A	200566	N/A	4511 <sup>78</sup>	224511 <sup>78</sup>	N/A <sup>78</sup>	
V6 3.0L 2995cc 183 CID Super Charged			7279	27279	47279	200565 Right 200566 Left	N/A Right N/A Left	4511 <sup>78</sup>	224511 <sup>78</sup>	N/A <sup>78</sup>	

XJ

V6 3.0L 2995cc 183 CID Super Charged			7279	27279	47279	2261	22261	9525	N/A	N/A	1
V6 3.0L 2995cc 183 CID Super Charged Flex			7279	27279	47279	2261	22261	9525	N/A	N/A	1
V8 5.0L 5000cc Super Charged			7279	27279	47279	2261	22261	9525	N/A	N/A	1

XJR575 Long Wheelbase

V8 5.0L 5000cc Super Charged			7279	27279	47279	2261	22261	9525	N/A	N/A	1
------------------------------	--	--	------	-------	-------	------	-------	------	-----	-----	---

**2018**

E-Pace

L4 2.0L 1997CC 122CID Turbo			100419	2100419	N/A	200888	N/A	239309	N/A	N/A	
-----------------------------	--	--	--------	---------	-----	--------	-----	--------	-----	-----	--

F-Pace

L4 2.0 Turbo Diesel			100419	2100419	N/A	200566	N/A	4511 <sup>78</sup>	224511 <sup>78</sup>	N/A <sup>78</sup>	
L4 2.0L 1997CC 122CID Turbo			100419	2100419	N/A	200895	N/A	9381	N/A	N/A	
V6 3.0L 2995cc 183 CID Super Charged			7279	27279	47279	200565 Right 200566 Left	N/A Right N/A Left	4511 <sup>78</sup>	224511 <sup>78</sup>	N/A <sup>78</sup>	

F-TYPE

L4 2.0L 1997CC 122CID Turbo			100419	2100419	N/A	200895	N/A	9381	N/A	N/A	
-----------------------------	--	--	--------	---------	-----	--------	-----	------	-----	-----	--

N/A = Not Available N/R = Not Required N/S = Not Servicable For cabin air locator chart, see pages 5-12 See pages 13-16 for footnotes

1) ProSelect - Normal Driving - Traditional Change Intervals 2) NAPA Gold - Severe Driving - OE Recommended intervals 3) NAPA Platinum - Harsh Driving - OE Recommend Intervals

N/A = Non disponible N/R = Non nécessaire N/S = Non réparable Voir le tableau des filtres et d'habitacle aux pages 5-12 Voir pages 13-16 pour des notes

1) NAPA ProSelect et Argent - Conduite normale - Intervalles normaux de remplacement 2) NAPA Or - Conduite difficile - Intervalles recommandés par FEO 3) NAPA Platine - Conduite très difficile - Intervalles recommandés par FEO

N/A = No disponible N/R = No requerido N/S = No Servicable Para el aire de la cabina y tabla de localización de filtro, consulte las páginas 5-12 Ver las páginas 13-16 para las notas al pie de página

1) NAPA ProSelect y Plata - Manejo normal - Intervalos normales de cambio 2) NAPA Oro - Manejo difícil - Intervalos recomendados por el OEM 3) NAPA Platino - Manejo muy difícil - Intervalos recomendados por el OEM

*Italicized Part Numbers May Not Be Available.*

Las piezas con números en *italicas* pueden no estar disponibles.  
Les numéros de pièce en *italiques* peuvent ne pas être disponibles.



Pass Car Light Truck - Oil - Air - Cabin

JAGUAR 2018-2017

Year/Año/Année Model/Modelo/Modèle Engine/Motor/Moteur	Eng. Code Código de motor Code moteur	VIN NIV NIV	GOLD Oil Aceite Huile	ProSelect Oil Aceite Huile	Platinum Oil Aceite Huile	GOLD Air Aire Air	ProSelect Air Aire Air	GOLD Cabin Air Cabina Aire Cabine Air	ProSelect Cabin Air Cabina Aire Cabine Air	Platinum Cabin Air Cabina Aire Cabine Air	Loc. Cabin Air Cabina Aire Cabine Air
--	---	-------------------	--------------------------------	-------------------------------------	------------------------------------	----------------------------	---------------------------------	--	---	--	--

JAGUAR (Cont'd/Suite)

**2018** (Cont'd/Suite)

F-TYPE (Cont'd/Suite)

V6 3.0L 2995cc 183 CID Super Charged			7279	27279	47279	200894 Left 200895 Right	N/A Left N/A Right	9381	N/A	N/A	
V8 5.0L 5000cc Super Charged		A	7279	27279	47279	200894 Left 200895 Right	N/A Left N/A Right	9381	N/A	N/A	

XE

L4 2.0 Turbo Diesel			100419	2100419	N/A	200566	N/A	4511 <sup>78</sup>	224511 <sup>78</sup>	N/A <sup>78</sup>	
L4 2.0L 1999cc 122 CID Turbo			100419 <sup>53</sup>	2100419 <sup>70</sup>	N/A	200566	N/A	4511 <sup>78</sup>	224511 <sup>78</sup>	N/A <sup>78</sup>	
V6 3.0L 2995cc 183 CID Super Charged			7279	27279	47279	200565 Right 200566 Left	N/A Right N/A Left	4511 <sup>78</sup>	224511 <sup>78</sup>	N/A <sup>78</sup>	
V8 5.0L 5000CC 305CID Super Charged		AJ133	7279	27279	47279	200565 Right 200566 Left	N/A Right N/A Left	4511 <sup>78</sup>	224511 <sup>78</sup>	N/A <sup>78</sup>	

XF

L4 2.0 Turbo Diesel			100419	2100419	N/A	200566	N/A	4511 <sup>78</sup>	224511 <sup>78</sup>	N/A <sup>78</sup>	
L4 2.0L 1999cc 122 CID Turbo			100419	2100419	N/A	200566	N/A	4511 <sup>78</sup>	224511 <sup>78</sup>	N/A <sup>78</sup>	
V6 3.0L 2995cc 183 CID Super Charged			7279	27279	47279	200565 Right 200566 Left	N/A Right N/A Left	4511 <sup>78</sup>	224511 <sup>78</sup>	N/A <sup>78</sup>	

XJ

V6 3.0L 2995cc 183 CID Super Charged			7279	27279	47279	2261	22261	9525	N/A	N/A	1
V6 3.0L 2995cc 183 CID Super Charged Flex			7279	27279	47279	2261	22261	9525	N/A	N/A	1
V8 5.0L 5000cc Super Charged			7279	27279	47279	2261	22261	9525	N/A	N/A	1

XJR575 Long Wheelbase

V8 5.0L 5000cc Super Charged			7279	27279	47279	2261	22261	9525	N/A	N/A	1
------------------------------	--	--	------	-------	-------	------	-------	------	-----	-----	---

**2017**

F-Pace

L4 2.0 Turbo Diesel			100419	2100419	N/A	200566	N/A	4511 <sup>78</sup>	224511 <sup>78</sup>	N/A <sup>78</sup>	
V6 3.0L 2995cc 183 CID Super Charged			7279	27279	47279	200565 Right 200566 Left	N/A Right N/A Left	4511 <sup>78</sup>	224511 <sup>78</sup>	N/A <sup>78</sup>	

F-TYPE

V6 3.0L 2995cc 183 CID Super Charged		C	7279	27279	47279	200894 Left 200895 Right	N/A Left N/A Right	9381	N/A	N/A	
V8 5.0L 5000cc Super Charged		A	7279	27279	47279	200894 Left 200895 Right	N/A Left N/A Right	9381	N/A	N/A	

XE

L4 2.0 Turbo Diesel			100419	2100419	N/A	200566	N/A	4511 <sup>78</sup>	224511 <sup>78</sup>	N/A <sup>78</sup>	
L4 2.0L 1999cc 122 CID Turbo			1348 <sup>53</sup>	21348 <sup>70</sup>	41348	200566	N/A	4511 <sup>78</sup>	224511 <sup>78</sup>	N/A <sup>78</sup>	

N/A = Not Available N/R = Not Required N/S = Not Servicable For cabin air locator chart, see pages 5-12 See pages 13-16 for footnotes

1) ProSelect - Normal Driving - Traditional Change Intervals 2) NAPA Gold - Severe Driving - OE Recommended intervals 3) NAPA Platinum - Harsh Driving - OE Recommend Intervals

N/A = Non disponible N/R = Non nécessaire N/S = Non réparable Voir le tableau des filtres et d'habitacle aux pages 5-12 Voir pages 13-16 pour des notes

1) NAPA ProSelect et Argent - Conduite normale - Intervalles normaux de remplacement 2) NAPA Or - Conduite difficile - Intervalles recommandés par FEO 3) NAPA Platine - Conduite très difficile - Intervalles recommandés par FEO

N/A = No disponible N/R = No requerido N/S = No Servicable Para el aire de la cabina y tabla de localización de filtro, consulte las páginas 5-12 Ver las páginas 13-16 para las notas al pie de página

1) NAPA ProSelect y Plata - Manejo normal - Intervalos normales de cambio 2) NAPA Oro - Manejo difícil - Intervalos recomendados por el OEM 3) NAPA Platino - Manejo muy difícil - Intervalos recomendados por el OEM

*Italicized Part Numbers May Not Be Available.*

Las piezas con números en *italicas* pueden no estar disponibles.

Les numéros de pièce en *italiques* peuvent ne pas être disponibles.

P  
a  
s  
s  
C  
a  
r  
L  
i  
g  
h  
t  
T  
r  
u  
c  
k  
O  
i  
l  
-  
A  
i  
r  
-  
C  
a  
b  
i  
n



JAGUAR 2017-2015

Pass Car Light Truck - Oil - Air - Cabin

Year/Año/Année Model/Modelo/Modele Engine/Motor/Moteur	Eng. Code Código de motor Code moteur	VIN NIV NIV	GOLD Oil Aceite Huile	ProSelect Oil Aceite Huile	Platinum Oil Aceite Huile	GOLD Air Aire Air	ProSelect Air Aire Air	GOLD Cabin Air Cabina Aire Cabine Air	ProSelect Cabin Air Cabina Aire Cabine Air	Platinum Cabin Air Cabina Aire Cabine Air	Loc. Cabin Air Cabina Aire Cabine Air
--	---	-------------------	--------------------------------	-------------------------------------	------------------------------------	----------------------------	---------------------------------	--	---	--	--

JAGUAR (Cont'd/Suite)

**2017** (Cont'd/Suite)

**XE (Cont'd/Suite)**

V6 3.0L 2995cc 183 CID Super Charged			7279	27279	47279	200565 Right 200566 Left	N/A Right N/A Left	4511 <sup>78</sup>	224511 <sup>78</sup>	N/A <sup>78</sup>	
--------------------------------------	--	--	------	-------	-------	-----------------------------------	-----------------------------	--------------------	----------------------	-------------------	--

**XF**

L4 2.0 Turbo Diesel			100419	2100419	N/A	200566	N/A	4511 <sup>78</sup>	224511 <sup>78</sup>	N/A <sup>78</sup>	
V6 3.0L 2995cc 183 CID Super Charged			7279	27279	47279	200565 Right 200566 Left	N/A Right N/A Left	4511 <sup>78</sup>	224511 <sup>78</sup>	N/A <sup>78</sup>	

**XJ**

V6 3.0L 2995cc 183 CID Super Charged		D	7279	27279	47279	2261	22261	9525	N/A	N/A	1
V8 5.0L 5000cc Super Charged		T	7279	27279	47279	2261	22261	9525	N/A	N/A	1
		Z	7279	27279	47279	2261	22261	9525	N/A	N/A	1

**XJR**

V8 5.0L 5000cc Super Charged			7279	27279	47279	2261	22261	9525	N/A	N/A	
------------------------------	--	--	------	-------	-------	------	-------	------	-----	-----	--

**2016**

**F-TYPE**

V6 3.0L 2995cc 183 CID Super Charged		T	7279	27279	47279	200894 Left 200895 Right	N/A Left N/A Right	9381	N/A	N/A	
V8 5.0L 5000cc Super Charged		L	7279	27279	47279	200894 Left 200895 Right	N/A Left N/A Right	9381	N/A	N/A	

**XE**

L4 2.0L 1999cc 122 CID Turbo			1348 <sup>53</sup>	21348 <sup>70</sup>	41348	200566	N/A	4511 <sup>78</sup>	224511 <sup>78</sup>	N/A <sup>78</sup>	
------------------------------	--	--	--------------------	---------------------	-------	--------	-----	--------------------	----------------------	-------------------	--

**XF**

V6 3.0L 2995cc 183 CID Super Charged			7279	27279	47279	2261(2)	N/A	4511 <sup>78</sup>	224511 <sup>78</sup>	N/A <sup>78</sup>	1
--------------------------------------	--	--	------	-------	-------	---------	-----	--------------------	----------------------	-------------------	---

**XJ**

V6 3.0L 2995cc 183 CID Super Charged Flex		D	7279	27279	47279	2261	22261	9525	N/A	N/A	1
V8 5.0L 5000cc Super Charged		T	7279	27279	47279	2261	22261	9525	N/A	N/A	1

**XJR**

V8 5.0L 5000cc Super Charged		K	7279	27279	47279	2261	22261	9525	N/A	N/A	
------------------------------	--	---	------	-------	-------	------	-------	------	-----	-----	--

**2015**

**F-TYPE**

V6 3.0L 2995cc 183 CID Super Charged		C	7279	27279	47279	200894 Left 200895 Right	N/A Left N/A Right	9381	N/A	N/A	
V8 5.0L 5000cc Super Charged		L	7279	27279	47279	200894 Left 200895 Right	N/A Left N/A Right	9381	N/A	N/A	

**XE**

L4 2.0L 1999cc 122 CID Turbo			1348 <sup>53</sup>	21348 <sup>70</sup>	41348	200566	N/A	4511 <sup>78</sup>	224511 <sup>78</sup>	N/A <sup>78</sup>	
------------------------------	--	--	--------------------	---------------------	-------	--------	-----	--------------------	----------------------	-------------------	--

**XF**

L4 2.0L 1999cc 122 CID Turbo		S	1348 <sup>53</sup>	21348 <sup>70</sup>	41348	2261(2)	N/A	9525	N/A	N/A	1
------------------------------	--	---	--------------------	---------------------	-------	---------	-----	------	-----	-----	---

N/A = Not Available N/R = Not Required N/S = Not Servicable For cabin air locator chart, see pages 5-12 See pages 13-16 for footnotes

1) ProSelect - Normal Driving - Traditional Change Intervals 2) NAPA Gold - Severe Driving - OE Recommended intervals 3) NAPA Platinum - Harsh Driving - OE Recommend Intervals

N/A = Non disponible N/R = Non nécessaire N/S = Non réparable Voir le tableau des filtres et d'habitacle aux pages 5-12 Voir pages 13-16 pour des notes

1) NAPA ProSelect et Argent - Conduite normale - Intervalles normaux de remplacement 2) NAPA Or - Conduite difficile - Intervalles recommandés par FEO 3) NAPA Platine - Conduite très difficile - Intervalles recommandés par FEO

N/A = No disponible N/R = No requerido N/S = No Servicable Para el aire de la cabina y tabla de localización de filtro, consulte las páginas 5-12 Ver las páginas 13-16 para las notas al pie de página

1) NAPA ProSelect y Plata - Manejo normal - Intervalos normales de cambio 2) NAPA Oro - Manejo difícil - Intervalos recomendados por el OEM 3) NAPA Platino - Manejo muy difícil - Intervalos recomendados por el OEM

*Italicized Part Numbers May Not Be Available.*

Las piezas con números en *italicas* pueden no estar disponibles.  
Les numéros de pièce en *italiques* peuvent ne pas être disponibles.



Pass Car Light Truck - Oil - Air - Cabin

JAGUAR 2015-2014

Year/Año/Année Model/Modelo/Modèle Engine/Motor/Moteur	Eng. Code Código de motor Code moteur	VIN NIV NIV	GOLD Oil Aceite Huile	ProSelect Oil Aceite Huile	Platinum Oil Aceite Huile	GOLD Air Aire Air	ProSelect Air Aire Air	GOLD Cabin Air Cabina Aire Cabine Air	ProSelect Cabin Air Cabina Aire Cabine Air	Platinum Cabin Air Cabina Aire Cabine Air	Loc. Cabin Air Cabina Aire Cabine Air
--	---	-------------------	--------------------------------	-------------------------------------	------------------------------------	----------------------------	---------------------------------	--	---	--	--

JAGUAR (Cont'd/Suite)

**2015** (Cont'd/Suite)

**XF (Cont'd/Suite)**

V6 3.0L 2995cc 183 CID Super Charged		X	7279	27279	47279	2261(2)	N/A	9525	N/A	N/A	1
V8 5.0L 5000cc Super Charged		P	7279	27279	47279	2261(2)	N/A	9525	N/A	N/A	1

**XFR**

V8 5.0L 5000cc Super Charged		C	7279	27279	47279	2261(2)	N/A	9525	N/A	N/A	1
------------------------------	--	---	------	-------	-------	---------	-----	------	-----	-----	---

**XFR-S**

V8 5.0L 5000cc Super Charged		Z	7279	27279	47279	2261(2)	N/A	9525	N/A	N/A	1
------------------------------	--	---	------	-------	-------	---------	-----	------	-----	-----	---

**XJ**

V6 3.0L 2995cc 183 CID Super Charged		Z	7279	27279	47279	2261(2)	N/A	9525	N/A	N/A	1
V8 5.0L 5000cc Super Charged		T	7279	27279	47279	2261(2)	N/A	9525	N/A	N/A	1

**XJR**

V8 5.0L 5000cc Super Charged		K	7279	27279	47279	2261	22261	9525	N/A	N/A	
------------------------------	--	---	------	-------	-------	------	-------	------	-----	-----	--

**XK**

V8 5.0L 5000cc		B	7279	27279	47279			9381	N/A	N/A	1
----------------	--	---	------	-------	-------	--	--	------	-----	-----	---

**XKR**

V8 5.0L 5000cc Super Charged		C	7279	27279	47279			9381	N/A	N/A	1
------------------------------	--	---	------	-------	-------	--	--	------	-----	-----	---

**XKR-S**

V8 5.0L 5000cc Super Charged		A	7279	27279	47279			9381	N/A	N/A	1
------------------------------	--	---	------	-------	-------	--	--	------	-----	-----	---

**2014**

**F-TYPE**

V6 3.0L 2995cc 183 CID Super Charged		7	7279	27279	47279	200894 Left	N/A Left	9381	N/A	N/A	
		C	7279	27279	47279	200895 Right	N/A Right	9381	N/A	N/A	
V8 5.0L 5000cc Super Charged		L	7279	27279	47279	200894 Left	N/A Left	9381	N/A	N/A	
						200895 Right	N/A Right				
						200894 Left	N/A Left				
						200895 Right	N/A Right				

**XF**

L4 2.0L 1999cc 122 CID Turbo		S	1348 <sup>53</sup>	21348 <sup>70</sup>	41348	2261(2)	N/A	9525	N/A	N/A	1
V6 3.0L 2995cc 183 CID Super Charged		F	7279	27279	47279	2261(2)	N/A	9525	N/A	N/A	1
		X	7279	27279	47279	2261(2)	N/A	9525	N/A	N/A	1
V8 5.0L 5000cc Super Charged		P	7279	27279	47279	2261(2)	N/A	9525	N/A	N/A	1

**XFR**

V8 5.0L 5000cc Super Charged		C	7279	27279	47279	2261(2)	N/A	9525	N/A	N/A	1
------------------------------	--	---	------	-------	-------	---------	-----	------	-----	-----	---

**XFR-S**

V8 5.0L 5000cc Super Charged		Z	7279	27279	47279	2261(2)	N/A	9525	N/A	N/A	1
------------------------------	--	---	------	-------	-------	---------	-----	------	-----	-----	---

**XJ**

V6 3.0L 2995cc 183 CID Super Charged		D	7279	27279	47279	2261(2)	N/A	9525	N/A	N/A	1
V8 5.0L 5000cc Super Charged		T	7279	27279	47279	2261(2)	N/A	9525	N/A	N/A	1

**XJR**

V8 5.0L 5000cc Super Charged		K	7279	27279	47279	2261	22261	9525	N/A	N/A	
------------------------------	--	---	------	-------	-------	------	-------	------	-----	-----	--

**XK**

V8 5.0L 5000cc		B	7279	27279	47279			9381	N/A	N/A	1
----------------	--	---	------	-------	-------	--	--	------	-----	-----	---

N/A = Not Available N/R = Not Required N/S = Not Servicable For cabin air locator chart, see pages 5-12 See pages 13-16 for footnotes

1) ProSelect - Normal Driving - Traditional Change Intervals 2) NAPA Gold - Severe Driving - OE Recommended intervals 3) NAPA Platinum - Harsh Driving - OE Recommend Intervals

N/A = Non disponible N/R = Non nécessaire N/S = Non réparable Voir le tableau des filtres et d'habitacle aux pages 5-12 Voir pages 13-16 pour des notes

1) NAPA ProSelect et Argent - Conduite normale - Intervalles normaux de remplacement 2) NAPA Or - Conduite difficile - Intervalles recommandés par FEO 3) NAPA Platine - Conduite très difficile - Intervalles recommandés par FEO

N/A = No disponible N/R = No requerido N/S = No Servicable Para el aire de la cabina y tabla de localización de filtro, consulte las páginas 5-12 Ver las páginas 13-16 para las notas al pie de página

1) NAPA ProSelect y Plata - Manejo normal - Intervallos normales de cambio 2) NAPA Oro - Manejo difícil - Intervallos recomendados por el OEM 3) NAPA Platino - Manejo muy difícil - Intervallos recomendados por el OEM

*Italicized Part Numbers May Not Be Available.*

Las piezas con números en *italicas* pueden no estar disponibles.

Les numéros de pièce en *italiques* peuvent ne pas être disponibles.

P  
a  
s  
s  
C  
a  
r  
L  
i  
g  
h  
t  
T  
r  
u  
c  
k  
O  
i  
l  
-  
A  
i  
r  
-  
C  
a  
b  
i  
n



JAGUAR 2014-2011

Pass Car Light Truck - Oil - Air - Cabin

Year/Año/Année Model/Modelo/Modèle Engine/Motor/Moteur	Eng. Code Código de motor Code moteur	VIN NIV NIV	GOLD Oil Aceite Huile	ProSelect Oil Aceite Huile	Platinum Oil Aceite Huile	GOLD Air Aire Air	ProSelect Air Aire Air	GOLD Cabin Air Cabina Aire Cabine Air	ProSelect Cabin Air Cabina Aire Cabine Air	Platinum Cabin Air Cabina Aire Cabine Air	Loc. Cabin Air Cabina Aire Cabine Air
--	---	-------------------	--------------------------------	-------------------------------------	------------------------------------	----------------------------	---------------------------------	--	---	--	--

JAGUAR (Cont'd/Suite)

**2014** (Cont'd/Suite)

XKR

V8 5.0L 5000cc Super Charged		C	7279	27279	47279			9381	N/A	N/A	1
------------------------------	--	---	------	-------	-------	--	--	------	-----	-----	---

XKR-S

V8 5.0L 5000cc Super Charged		A	7279	27279	47279			9381	N/A	N/A	1
------------------------------	--	---	------	-------	-------	--	--	------	-----	-----	---

**2013**

XF

L4 2.0L 1999cc 122 CID Turbo		S	1348 <sup>53</sup>	21348 <sup>90</sup>	41348	2261(2)	N/A	9525	N/A	N/A	1
V6 3.0L 2995cc 183 CID Super Charged			7279	27279	47279	2261(2)	N/A	9525	N/A	N/A	1
V8 5.0L 5000cc Super Charged		C	7279	27279	47279	2261(2)	N/A	9525	N/A	N/A	1

XFR

V8 5.0L 5000cc Super Charged		C	7279	27279	47279	2261(2)	N/A	9525	N/A	N/A	1
------------------------------	--	---	------	-------	-------	---------	-----	------	-----	-----	---

XFR-S

V8 5.0L 5000cc Super Charged		A	7279	27279	47279	2261(2)	N/A	9525	N/A	N/A	1
------------------------------	--	---	------	-------	-------	---------	-----	------	-----	-----	---

XJ

V6 3.0L 2995cc 183 CID Super Charged			7279	27279	47279	2261(2)	N/A	9525	N/A	N/A	1
V8 5.0L 5000cc Super Charged		B	7279	27279	47279	2261(2)	N/A	9525	N/A	N/A	1
		C	7279	27279	47279	2261(2)	N/A	9525	N/A	N/A	1

XK

V8 5.0L 5000cc		B	7279	27279	47279			9381	N/A	N/A	1
----------------	--	---	------	-------	-------	--	--	------	-----	-----	---

XKR

V8 5.0L 5000cc Super Charged		C	7279	27279	47279			9381	N/A	N/A	1
------------------------------	--	---	------	-------	-------	--	--	------	-----	-----	---

XKR-S

V8 5.0L 5000cc Super Charged		C	7279	27279	47279			9381	N/A	N/A	1
------------------------------	--	---	------	-------	-------	--	--	------	-----	-----	---

**2012**

XF

V8 5.0L 5000cc		B	7279	27279	47279	2261(2)	N/A	9525	N/A	N/A	1
V8 5.0L 5000cc Super Charged		C	7279	27279	47279	2261(2)	N/A	9525	N/A	N/A	1

XFR

V8 5.0L 5000cc Super Charged		C	7279	27279	47279	2261(2)	N/A	9525	N/A	N/A	1
------------------------------	--	---	------	-------	-------	---------	-----	------	-----	-----	---

XJ

V8 5.0L 5000cc		B	7279	27279	47279	2261(2)	N/A	9525	N/A	N/A	1
V8 5.0L 5000cc Super Charged		C	7279	27279	47279	2261(2)	N/A	9525	N/A	N/A	1

XK

V8 5.0L 5000cc		B	7279	27279	47279			9381	N/A	N/A	1
----------------	--	---	------	-------	-------	--	--	------	-----	-----	---

XKR

V8 5.0L 5000cc Super Charged		C	7279	27279	47279			9381	N/A	N/A	1
------------------------------	--	---	------	-------	-------	--	--	------	-----	-----	---

XKR-S

V8 5.0L 5000cc Super Charged		C	7279	27279	47279			9381	N/A	N/A	1
------------------------------	--	---	------	-------	-------	--	--	------	-----	-----	---

**2011**

XF

V8 4.2L 4196cc (Mex.)			1228	21228	N/A	2261	22261	N/A	N/A	N/A	
V8 5.0L 5000cc		B	7279	27279	47279	2261(2)	N/A	9525	N/A	N/A	1
V8 5.0L 5000cc Super Charged		C	7279	27279	47279	2261(2)	N/A	9525	N/A	N/A	1

XFR

V8 5.0L 5000cc Super Charged		C	7279	27279	47279	2261(2)	N/A	9525	N/A	N/A	1
------------------------------	--	---	------	-------	-------	---------	-----	------	-----	-----	---

XJ

V8 5.0L 5000cc		B	7279	27279	47279	2261(2)	N/A	9525	N/A	N/A	1
----------------	--	---	------	-------	-------	---------	-----	------	-----	-----	---

N/A = Not Available N/R = Not Required N/S = Not Servicable For cabin air locator chart, see pages 5-12 See pages 13-16 for footnotes

1) ProSelect - Normal Driving - Traditional Change Intervals 2) NAPA Gold - Severe Driving - OE Recommended intervals 3) NAPA Platinum - Harsh Driving - OE Recommend Intervals

N/A = Non disponible N/R = Non nécessaire N/S = Non réparable Voir le tableau des filtres et d'habitacle aux pages 5-12 Voir pages 13-16 pour des notes

1) NAPA ProSelect et Argent - Conduite normale - Intervalles normaux de remplacement 2) NAPA Or - Conduite difficile - Intervalles recommandés par FEO 3) NAPA Platine - Conduite très difficile - Intervalles recommandés par FEO

N/A = No disponible N/R = No requerido N/S = No Servicable Para el aire de la cabina y tabla de localización de filtro, consulte las páginas 5-12 Ver las páginas 13-16 para las notas al pie de página

1) NAPA ProSelect y Plata - Manejo normal - Intervalos normales de cambio 2) NAPA Oro - Manejo difícil - Intervalos recomendados por el OEM 3) NAPA Platino - Manejo muy difícil - Intervalos recomendados por el OEM

*Italicized Part Numbers May Not Be Available.*

Las piezas con números en *italicas* pueden no estar disponibles.  
Les numéros de pièce en *italiques* peuvent ne pas être disponibles.



Pass Car Light Truck - Oil - Air - Cabin

JAGUAR 2011-2008

Year/Año/Année Model/Modelo/Modèle Engine/Motor/Moteur	Eng. Code Código de motor Code moteur	VIN NIV NIV	GOLD Oil Aceite Huile	ProSelect Oil Aceite Huile	Platinum Oil Aceite Huile	GOLD Air Aire Air	ProSelect Air Aire Air	GOLD Cabin Air Cabina Aire Cabine Air	ProSelect Cabin Air Cabina Aire Cabine Air	Platinum Cabin Air Cabina Aire Cabine Air	Loc. Cabin Air Cabina Aire Cabine Air
--	---	-------------------	--------------------------------	-------------------------------------	------------------------------------	----------------------------	---------------------------------	--	---	--	--

JAGUAR (Cont'd/Suite)

**2011** (Cont'd/Suite)

XJ (Cont'd/Suite)

V8 5.0L 5000cc Super Charged		C	7279	27279	47279	2261(2)	N/A	9525	N/A	N/A	1
<b>XJL</b>											
V8 5.0L 5000cc		B	7279	27279	47279	2261(2)	N/A	9525	N/A	N/A	1
V8 5.0L 5000cc Super Charged		C	7279	27279	47279	2261(2)	N/A	9525	N/A	N/A	1
<b>XK</b>											
V8 5.0L 5000cc		B	7279	27279	47279			9381	N/A	N/A	1
<b>XKR</b>											
V8 5.0L 5000cc Super Charged		C	7279	27279	47279			9381	N/A	N/A	1

**2010**

XF

V8 4.2L 4196cc		B	7302	27302	N/A	2261(2)	N/A	9525	N/A	N/A	1
V8 5.0L 5000cc		B	7279	27279	47279	2261(2)	N/A	9525	N/A	N/A	1
V8 5.0L 5000cc Super Charged		C	7279	27279	47279	2261(2)	N/A	9525	N/A	N/A	1

XFR

V8 5.0L 5000cc Super Charged		C	7279	27279	47279	2261(2)	N/A	9525	N/A	N/A	1
------------------------------	--	---	------	-------	-------	---------	-----	------	-----	-----	---

XJ

V8 5.0L 5000cc		B	7279	27279	47279	2261(2)	N/A	9525	N/A	N/A	1
V8 5.0L 5000cc Super Charged		C	7279	27279	47279	2261(2)	N/A	9525	N/A	N/A	1

XJL

V8 5.0L 5000cc		B	7279	27279	47279	2261(2)	N/A	9525	N/A	N/A	1
V8 5.0L 5000cc Super Charged		C	7279	27279	47279	2261(2)	N/A	9525	N/A	N/A	1

XK

V8 5.0L 5000cc		B	7279	27279	47279			9381	N/A	N/A	1
----------------	--	---	------	-------	-------	--	--	------	-----	-----	---

XKR

V8 5.0L 5000cc Super Charged		C	7279	27279	47279			9381	N/A	N/A	1
------------------------------	--	---	------	-------	-------	--	--	------	-----	-----	---

**2009**

SUPER V8

V8 4.2L 4196cc Super Charged		C	7302	27302	N/A	2261	22261	9379	N/A	N/A	1
------------------------------	--	---	------	-------	-----	------	-------	------	-----	-----	---

VANDENPLAS

V8 4.2L 4196cc		B	7302	27302	N/A	2261	22261	9379	N/A	N/A	1
----------------	--	---	------	-------	-----	------	-------	------	-----	-----	---

XF

V8 4.2L 4196cc		B	7302	27302	N/A	2261	22261	9525	N/A	N/A	1
V8 4.2L 4196cc Super Charged		C	7302	27302	N/A	2261	22261	9525	N/A	N/A	1

XJ8

V8 4.2L 4196cc		B	7302	27302	N/A	2261	22261	9379	N/A	N/A	1
----------------	--	---	------	-------	-----	------	-------	------	-----	-----	---

XJR

V8 4.2L 4196cc Super Charged		C	7302	27302	N/A	2261	22261	9379	N/A	N/A	1
------------------------------	--	---	------	-------	-----	------	-------	------	-----	-----	---

XK

V8 4.2L 4196cc		B	7302	27302	N/A	9500	N/A	9381	N/A	N/A	1
----------------	--	---	------	-------	-----	------	-----	------	-----	-----	---

XKR

V8 4.2L 4196cc Super Charged		C	7302	27302	N/A	9500	N/A	9381	N/A	N/A	1
------------------------------	--	---	------	-------	-----	------	-----	------	-----	-----	---

**2008**

S-TYPE

V6 3.0L 183 CID		A	1516	21516	41516	2261	22261	4757	N/A	N/A	1
V8 4.2L 4196cc		B	7302	27302	N/A	2261	22261	4757	N/A	N/A	1

S-TYPE R

V8 4.2L 4196cc Super Charged		C	7302	27302	N/A	2261	22261	4757	N/A	N/A	1
------------------------------	--	---	------	-------	-----	------	-------	------	-----	-----	---

N/A = Not Available N/R = Not Required N/S = Not Servicable For cabin air locator chart, see pages 5-12 See pages 13-16 for footnotes

1) ProSelect - Normal Driving - Traditional Change Intervals 2) NAPA Gold - Severe Driving - OE Recommended intervals 3) NAPA Platinum - Harsh Driving - OE Recommend Intervals

N/A = Non disponible N/R = Non nécessaire N/S = Non réparable Voir le tableau des filtres et d'habitacle aux pages 5-12 Voir pages 13-16 pour des notes

1) NAPA ProSelect et Argent - Conduite normale - Intervalles normaux de remplacement 2) NAPA Or - Conduite difficile - Intervalles recommandés par FEO 3) NAPA Platine - Conduite très difficile - Intervalles recommandés par FEO

N/A = No disponible N/R = No requerido N/S = No Servicable Para el aire de la cabina y tabla de localización de filtro, consulte las páginas 5-12 Ver las páginas 13-16 para las notas al pie de página

1) NAPA ProSelect y Plata - Manejo normal - Intervalos normales de cambio 2) NAPA Oro - Manejo difícil - Intervalos recomendados por el OEM 3) NAPA Platino - Manejo muy difícil - Intervalos recomendados por el OEM

*Italicized Part Numbers May Not Be Available.*

Las piezas con números en *italicas* pueden no estar disponibles.

Les numéros de pièce en *italiques* peuvent ne pas être disponibles.

P  
a  
s  
s  
C  
a  
r  
L  
i  
g  
h  
t  
T  
r  
u  
c  
k  
O  
i  
l  
-  
A  
i  
r  
-  
C  
a  
b  
i  
n



Year/Año/Année Model/Modelo/Modèle Engine/Motor/Moteur	Eng. Code Código de motor Code moteur	VIN NIV NIV	GOLD Oil Aceite Huile	ProSelect Oil Aceite Huile	Platinum Oil Aceite Huile	GOLD Air Aire Air	ProSelect Air Aire Air	GOLD Cabin Air Cabina Aire Cabine Air	ProSelect Cabin Air Cabina Aire Cabine Air	Platinum Cabin Air Cabina Aire Cabine Air	Loc. Cabin Air Cabina Aire Cabine Air
--	---	-------------------	--------------------------------	-------------------------------------	------------------------------------	----------------------------	---------------------------------	--	---	--	--

JAGUAR (Cont'd/Suite)

**2008** (Cont'd/Suite)

**SUPER V8**

V8 4.2L 4196cc Super Charged		C	7302	27302	N/A	2261	22261	9379	N/A	N/A	1
------------------------------	--	---	------	-------	-----	------	-------	------	-----	-----	---

**VANDENPLAS**

V8 4.2L 4196cc		B	7302	27302	N/A	2261	22261	9379	N/A	N/A	1
----------------	--	---	------	-------	-----	------	-------	------	-----	-----	---

**XJ8**

V8 4.2L 4196cc		B	7302	27302	N/A	2261	22261	9379	N/A	N/A	1
----------------	--	---	------	-------	-----	------	-------	------	-----	-----	---

**XJR**

V8 4.2L 4196cc Super Charged		C	7302	27302	N/A	2261	22261	9379	N/A	N/A	1
------------------------------	--	---	------	-------	-----	------	-------	------	-----	-----	---

**XK**

V8 4.2L 4196cc		B	7302	27302	N/A	9500	N/A	9381	N/A	N/A	1
----------------	--	---	------	-------	-----	------	-----	------	-----	-----	---

**XKR**

V8 4.2L 4196cc Super Charged		C	7302	27302	N/A	9500	N/A	9381	N/A	N/A	1
------------------------------	--	---	------	-------	-----	------	-----	------	-----	-----	---

**X-TYPE**

V6 3.0L 2967cc		X,V	1516	21516	41516	2625	N/A	N/A	N/A	N/A	
----------------	--	-----	------	-------	-------	------	-----	-----	-----	-----	--

**2007**

**S-TYPE**

V6 3.0L 183 CID		A	1516	21516	41516	2261	22261	4757	N/A	N/A	1
-----------------	--	---	------	-------	-------	------	-------	------	-----	-----	---

V8 4.2L 4196cc		B	7302	27302	N/A	2261	22261	4757	N/A	N/A	1
----------------	--	---	------	-------	-----	------	-------	------	-----	-----	---

**S-TYPE R**

V8 4.2L 4196cc Super Charged		C	7302	27302	N/A	2261	22261	4757	N/A	N/A	1
------------------------------	--	---	------	-------	-----	------	-------	------	-----	-----	---

**SUPER V8**

V8 4.2L 4196cc Super Charged		C	7302	27302	N/A	2261	22261	9379	N/A	N/A	1
------------------------------	--	---	------	-------	-----	------	-------	------	-----	-----	---

**VANDENPLAS**

V8 4.2L 4196cc		B	7302	27302	N/A	2261	22261	9379	N/A	N/A	1
----------------	--	---	------	-------	-----	------	-------	------	-----	-----	---

**XJ8**

V8 4.2L 4196cc		B	7302	27302	N/A	2261	22261	9379	N/A	N/A	1
----------------	--	---	------	-------	-----	------	-------	------	-----	-----	---

**XJR**

V8 4.2L 4196cc Super Charged		C	7302	27302	N/A	2261	22261	9379	N/A	N/A	1
------------------------------	--	---	------	-------	-----	------	-------	------	-----	-----	---

**XK**

V8 4.2L 4196cc		B	7302	27302	N/A	9500	N/A	9381	N/A	N/A	1
----------------	--	---	------	-------	-----	------	-----	------	-----	-----	---

**XKR**

V8 4.2L 4196cc Super Charged		C	7302	27302	N/A	9500	N/A	9381	N/A	N/A	1
------------------------------	--	---	------	-------	-----	------	-----	------	-----	-----	---

**X-TYPE**

V6 3.0L 2967cc		X,V	1516	21516	41516	2625	N/A	N/A <sup>61</sup>	N/A <sup>61</sup>	N/A <sup>61</sup>	
----------------	--	-----	------	-------	-------	------	-----	-------------------	-------------------	-------------------	--

**2006**

**S-TYPE**

V6 3.0L 183 CID		A	1516	21516	41516	2261	22261	4757	N/A	N/A	1
-----------------	--	---	------	-------	-------	------	-------	------	-----	-----	---

V8 4.2L 4196cc		B	7302	27302	N/A	2261	22261	4757	N/A	N/A	1
----------------	--	---	------	-------	-----	------	-------	------	-----	-----	---

**S-TYPE R**

V8 4.2L 4196cc Super Charged		C	7302	27302	N/A	2261	22261	4757	N/A	N/A	1
------------------------------	--	---	------	-------	-----	------	-------	------	-----	-----	---

**SUPER V8**

V8 4.2L 4196cc Super Charged		C	7302	27302	N/A	2261	22261	9379	N/A	N/A	1
------------------------------	--	---	------	-------	-----	------	-------	------	-----	-----	---

**VANDENPLAS**

V8 4.2L 4196cc		B	7302	27302	N/A	2261	22261	9379	N/A	N/A	1
----------------	--	---	------	-------	-----	------	-------	------	-----	-----	---

**XJ8**

V8 4.2L 4196cc		B	7302	27302	N/A	2261	22261	9379	N/A	N/A	1
----------------	--	---	------	-------	-----	------	-------	------	-----	-----	---

**XJR**

V8 4.2L 4196cc Super Charged		C	7302	27302	N/A	2261	22261	9379	N/A	N/A	1
------------------------------	--	---	------	-------	-----	------	-------	------	-----	-----	---

N/A = Not Available N/R = Not Required N/S = Not Servicable For cabin air locator chart, see pages 5-12 See pages 13-16 for footnotes

1) ProSelect - Normal Driving - Traditional Change Intervals 2) NAPA Gold - Severe Driving - OE Recommended intervals 3) NAPA Platinum - Harsh Driving - OE Recommend Intervals

N/A = Non disponible N/R = Non nécessaire N/S = Non réparable Voir le tableau des filtres et d'habitacle aux pages 5-12 Voir pages 13-16 pour des notes

1) NAPA ProSelect et Argent - Conduite normale - Intervalles normaux de remplacement 2) NAPA Or - Conduite difficile - Intervalles recommandés par FEO 3) NAPA Platine - Conduite très difficile - Intervalles recommandés par FEO

N/A = No disponible N/R = No requerido N/S = No Servicable Para el aire de la cabina y tabla de localización de filtro, consulte las páginas 5-12 Ver las páginas 13-16 para las notas al pie de página

1) NAPA ProSelect y Plata - Manejo normal - Intervalos normales de cambio 2) NAPA Oro - Manejo difícil - Intervalos recomendados por el OEM 3) NAPA Platino - Manejo muy difícil - Intervalos recomendados por el OEM

*Italicized Part Numbers May Not Be Available.*

Las piezas con números en *italicas* pueden no estar disponibles.  
Les numéros de pièce en *italiques* peuvent ne pas être disponibles.





Pass Car Light Truck - Oil - Air - Cabin

JAGUAR 2006-2004

Year/Año/Année Model/Modelo/Modèle Engine/Motor/Moteur	Eng. Code Código de motor Code moteur	VIN NIV NIV	GOLD Oil Aceite Huile	ProSelect Oil Aceite Huile	Platinum Oil Aceite Huile	GOLD Air Aire Air	ProSelect Air Aire Air	GOLD Cabin Air Cabina Aire Cabine Air	ProSelect Cabin Air Cabina Aire Cabine Air	Platinum Cabin Air Cabina Aire Cabine Air	Loc. Cabin Air Cabina Aire Cabine Air
--	---	-------------------	--------------------------------	-------------------------------------	------------------------------------	----------------------------	---------------------------------	--	---	--	--

JAGUAR (Cont'd/Suite)

**2006** (Cont'd/Suite)

**XK8**

V8 4.2L 4196cc		X,V	7302	27302	N/A	2461	N/A	N/A	N/A	N/A	
----------------	--	-----	------	-------	-----	------	-----	-----	-----	-----	--

**XKR**

V8 4.2L 4196cc Super Charged		B	7302	27302	N/A	2461	N/A	N/R	N/R	N/R	
------------------------------	--	---	------	-------	-----	------	-----	-----	-----	-----	--

**X-TYPE**

V6 3.0L 2967cc		X,V	1516	21516	41516	2625	N/A	N/A <sup>61</sup>	N/A <sup>61</sup>	N/A <sup>61</sup>	
----------------	--	-----	------	-------	-------	------	-----	-------------------	-------------------	-------------------	--

**2005**

**S-TYPE**

V6 3.0L 183 CID		T	1214	N/A	N/A	2261	22261	4757	N/A	N/A	1
V8 4.2L 4196cc		U	1228	21228	N/A	2261	22261	4757	N/A	N/A	1

**S-TYPE R**

V8 4.2L 4196cc Super Charged		V	1228	21228	N/A	2261	22261	4757	N/A	N/A	1
------------------------------	--	---	------	-------	-----	------	-------	------	-----	-----	---

**SUPER V8**

V8 4.2L 4196cc Super Charged		C	7302	27302	N/A	2261	22261	9379	N/A	N/A	1
------------------------------	--	---	------	-------	-----	------	-------	------	-----	-----	---

**VANDENPLAS**

V8 4.2L 4196cc		C	1228	21228	N/A	2261	22261	4757	N/A	N/A	1
----------------	--	---	------	-------	-----	------	-------	------	-----	-----	---

**XJ8**

V8 4.2L 4196cc			1228	21228	N/A	2261	22261	9379	N/A	N/A	1
----------------	--	--	------	-------	-----	------	-------	------	-----	-----	---

**XJR**

V8 4.2L 4196cc Super Charged		B	1228	21228	N/A	2261	22261	9379	N/A	N/A	1
------------------------------	--	---	------	-------	-----	------	-------	------	-----	-----	---

**XK8**

V8 4.2L 4196cc		X,V	1228	21228	N/A	2461	N/A	N/A <sup>78</sup>	N/A <sup>78</sup>	N/A <sup>78</sup>	
----------------	--	-----	------	-------	-----	------	-----	-------------------	-------------------	-------------------	--

**XKR**

V8 4.2L 4196cc Super Charged		B	1228	21228	N/A	2461	N/A	N/R	N/R	N/R	
------------------------------	--	---	------	-------	-----	------	-----	-----	-----	-----	--

**X-TYPE**

V6 2.5L 2495cc		D	1516	21516	41516	2625	N/A	N/A <sup>61</sup>	N/A <sup>61</sup>	N/A <sup>61</sup>	
V6 3.0L 2967cc		C	1516	21516	41516	2625	N/A	N/A <sup>61</sup>	N/A <sup>61</sup>	N/A <sup>61</sup>	

**2004**

**S-TYPE**

V6 3.0L 183 CID		T	1214	N/A	N/A	2261	22261	4757	N/A	N/A	1
V8 4.2L 4196cc		U	1228	21228	N/A	2261	22261	4757	N/A	N/A	1

**S-TYPE R**

V8 4.2L 4196cc Super Charged		V	1228	21228	N/A	2261	22261	4757	N/A	N/A	1
------------------------------	--	---	------	-------	-----	------	-------	------	-----	-----	---

**VANDENPLAS**

V8 4.2L 4196cc		C	1228	21228	N/A	2261	22261	9379	N/A	N/A	1
----------------	--	---	------	-------	-----	------	-------	------	-----	-----	---

**XJ8**

V8 4.2L 4196cc			1228	21228	N/A	2261	22261	9379	N/A	N/A	1
----------------	--	--	------	-------	-----	------	-------	------	-----	-----	---

**XJR**

V8 4.2L 4196cc Super Charged		B	1228	21228	N/A	2261	22261	N/R	N/R	N/R	
------------------------------	--	---	------	-------	-----	------	-------	-----	-----	-----	--

**XK8**

V8 4.2L 4196cc			1228	21228	N/A	2461	N/A	N/A <sup>79</sup>	N/A <sup>79</sup>	N/A <sup>79</sup>	
----------------	--	--	------	-------	-----	------	-----	-------------------	-------------------	-------------------	--

**XKR**

V8 4.2L 4196cc Super Charged		B	1228	21228	N/A	2461	N/A	N/R	N/R	N/R	
------------------------------	--	---	------	-------	-----	------	-----	-----	-----	-----	--

**X-TYPE**

V6 2.5L 2495cc		D	1516	21516	41516	2625	N/A	N/R	N/R	N/R	
V6 3.0L 2967cc		C	1516	21516	41516	2625	N/A	N/R	N/R	N/R	

N/A = Not Available N/R = Not Required N/S = Not Servicable For cabin air locator chart, see pages 5-12 See pages 13-16 for footnotes

1) ProSelect - Normal Driving - Traditional Change Intervals 2) NAPA Gold - Severe Driving - OE Recommended intervals 3) NAPA Platinum - Harsh Driving - OE Recommend Intervals

N/A = Non disponible N/R = Non nécessaire N/S = Non réparable Voir le tableau des filtres et d'habitacle aux pages 5-12 Voir pages 13-16 pour des notes

1) NAPA ProSelect et Argent - Conduite normale - Intervalles normaux de remplacement 2) NAPA Or - Conduite difficile - Intervalles recommandés par FEO 3) NAPA Platine - Conduite très difficile - Intervalles recommandés par FEO

N/A = No disponible N/R = No requerido N/S = No Servicable Para el aire de la cabina y tabla de localización de filtro, consulte las páginas 5-12 Ver las páginas 13-16 para las notas al pie de página

1) NAPA ProSelect y Plata - Manejo normal - Intervalos normales de cambio 2) NAPA Oro - Manejo difícil - Intervalos recomendados por el OEM 3) NAPA Platino - Manejo muy difícil - Intervalos recomendados por el OEM

*Italicized Part Numbers May Not Be Available.*

Las piezas con números en *italicas* pueden no estar disponibles.

Les numéros de pièce en *italiques* peuvent ne pas être disponibles.

P  
a  
s  
s  
C  
a  
r  
L  
i  
g  
h  
t  
T  
r  
u  
c  
k  
O  
i  
l  
-  
A  
i  
r  
-  
C  
a  
b  
i  
n



JAGUAR 2003-2001

Pass Car Light Truck - Oil - Air - Cabin

Year/Año/Année Model/Modelo/Modele Engine/Motor/Moteur	Eng. Code Código de motor Code moteur	VIN NIV NIV	GOLD Oil Aceite Huile	ProSelect Oil Aceite Huile	Platinum Oil Aceite Huile	GOLD Air Aire Air	ProSelect Air Aire Air	GOLD Cabin Air Cabina Aire Cabine Air	ProSelect Cabin Air Cabina Aire Cabine Air	Platinum Cabin Air Cabina Aire Cabine Air	Loc. Cabin Air Cabina Aire Cabine Air
--	---	-------------------	--------------------------------	-------------------------------------	------------------------------------	----------------------------	---------------------------------	--	---	--	--

JAGUAR (Cont'd/Suite)

2003

S-TYPE

V6 3.0L 183 CID		T	1214	N/A	N/A	2261 <sup>168</sup> 2341 <sup>167</sup>	22261 <sup>168</sup> 22341 <sup>167</sup>	4757	N/A	N/A	1
V8 4.2L 4196cc		U,V	1228	21228	N/A	2261	22261	4757	N/A	N/A	1

S-TYPE R

V8 4.2L 4196cc Super Charged			1228	21228	N/A	2261	22261	4757	N/A	N/A	1
------------------------------	--	--	------	-------	-----	------	-------	------	-----	-----	---

VANDENPLAS

V8 4.0L 3996cc 244 CID		C	1228	21228	N/A	2461	N/A	N/R	N/R	N/R	
V8 4.0L 3996cc 244 CID Super Charged		B	1228	21228	N/A	2461	N/A	N/R	N/R	N/R	

XJ8

V8 4.0L 3996cc		AJ8	C	1228	21228	N/A	2461	N/A	9379	N/A	1
----------------	--	-----	---	------	-------	-----	------	-----	------	-----	---

XJR

V8 4.0L 3996cc 244 CID Super Charged		B	1228	21228	N/A	2461	N/A	N/R	N/R	N/R	
--------------------------------------	--	---	------	-------	-----	------	-----	-----	-----	-----	--

XK8

V8 4.2L 4196cc		C	1228	21228	N/A	2461	N/A	N/A	N/A	N/A	
----------------	--	---	------	-------	-----	------	-----	-----	-----	-----	--

XKR

V8 4.2L 4196cc Super Charged		B	1228	21228	N/A	2461	N/A	N/A	N/A	N/A	
------------------------------	--	---	------	-------	-----	------	-----	-----	-----	-----	--

X-TYPE

V6 2.5L 2495cc		D	1516	21516	41516	2625	N/A	N/A	N/A	N/A	
V6 3.0L 2967cc		C	1516	21516	41516	2625	N/A	N/A	N/A	N/A	

2002

S-TYPE

V6 3.0L 183 CID		F	1214	N/A	N/A	2261 <sup>168</sup> 2341 <sup>167</sup>	22261 <sup>168</sup> 22341 <sup>167</sup>	4884 <sup>167</sup> 4757 <sup>168</sup>	224884 <sup>167</sup> N/A <sup>168</sup>	N/A <sup>167</sup> N/A <sup>168</sup>	1 1
V8 4.0L 3996cc		AJ8	G	1228	21228	2341	22341	4884 <sup>167</sup> 4757 <sup>168</sup>	224884 <sup>167</sup> N/A <sup>168</sup>	N/A <sup>167</sup> N/A <sup>168</sup>	1 1

VANDENPLAS

V8 4.0L 3996cc		AJ8	C	1228	21228	N/A	2461	N/A	N/R	N/R	N/R
V8 4.0L 3996cc 244 CID Super Charged		B	1228	21228	N/A	2461	N/A	N/R	N/R	N/R	

XJ8

V8 4.0L 3996cc		AJ8	C	1228	21228	N/A	2461	N/A	9379	N/A	1
----------------	--	-----	---	------	-------	-----	------	-----	------	-----	---

XJR

V8 4.0L 3996cc 244 CID Super Charged		B	1228	21228	N/A	2461	N/A	N/R	N/R	N/R	
--------------------------------------	--	---	------	-------	-----	------	-----	-----	-----	-----	--

XK8

V8 4.0L 3996cc		AJ8	C	1228	21228	N/A	2461	N/A	N/R	N/R	
----------------	--	-----	---	------	-------	-----	------	-----	-----	-----	--

XKR

V8 4.0L 3996cc 244 CID Super Charged		B	1228	21228	N/A	2461	N/A	N/R	N/R	N/R	
--------------------------------------	--	---	------	-------	-----	------	-----	-----	-----	-----	--

X-TYPE

V6 2.5L 2495cc		D	1516	21516	41516	2625	N/A	N/A <sup>61</sup>	N/A <sup>61</sup>	N/A <sup>61</sup>	
V6 3.0L 2967cc		C	1516	21516	41516	2625	N/A	N/A <sup>61</sup>	N/A <sup>61</sup>	N/A <sup>61</sup>	

2001

S-TYPE

V6 3.0L 183 CID		F	1214	N/A	N/A	2341	22341	4884	224884	N/A	1
V8 4.0L 3996cc		AJ8	G	1228	21228	2341	22341	4884	224884	N/A	1

VANDENPLAS

V8 4.0L 3996cc		AJ8	C	1228	21228	N/A	2461	N/A	N/R	N/R	
----------------	--	-----	---	------	-------	-----	------	-----	-----	-----	--

N/A = Not Available N/R = Not Required N/S = Not Servicable For cabin air locator chart, see pages 5-12 See pages 13-16 for footnotes

1) ProSelect - Normal Driving - Traditional Change Intervals 2) NAPA Gold - Severe Driving - OE Recommended intervals 3) NAPA Platinum - Harsh Driving - OE Recommend Intervals

N/A = Non disponible N/R = Non nécessaire N/S = Non réparable Voir le tableau des filtres et d'habitacle aux pages 5-12 Voir pages 13-16 pour des notes

1) NAPA ProSelect et Argent - Conduite normale - Intervalles normaux de remplacement 2) NAPA Or - Conduite difficile - Intervalles recommandés par FEO 3) NAPA Platine - Conduite très difficile - Intervalles recommandés par FEO

N/A = No disponible N/R = No requerido N/S = No Servicable Para el aire de la cabina y tabla de localización de filtro, consulte las páginas 5-12 Ver las páginas 13-16 para las notas al pie de página

1) NAPA ProSelect y Plata - Manejo normal - Intervalos normales de cambio 2) NAPA Oro - Manejo difícil - Intervalos recomendados por el OEM 3) NAPA Platino - Manejo muy difícil - Intervalos recomendados por el OEM

Italicized Part Numbers May Not Be Available.

Las piezas con números en *italicas* pueden no estar disponibles.  
Les numéros de pièce en *italiques* peuvent ne pas être disponibles.



Pass Car Light Truck - Oil - Air - Cabin

JAGUAR 2001 —  
JEEP 2023

Year/Año/Année Model/Modelo/Modèle Engine/Motor/Moteur	Eng. Code Código de motor Code moteur	VIN NIV NIV	GOLD Oil Aceite Huile	ProSelect Oil Aceite Huile	Platinum Oil Aceite Huile	GOLD Air Aire Air	ProSelect Air Aire Air	GOLD Cabin Air Cabina Aire Cabine Air	ProSelect Cabin Air Cabina Aire Cabine Air	Platinum Cabin Air Cabina Aire Cabine Air	Loc. Cabin Air Cabina Aire Cabine Air
--	---	-------------------	--------------------------------	-------------------------------------	------------------------------------	----------------------------	---------------------------------	--	---	--	--

JAGUAR (Cont'd/Suite)

**2001** (Cont'd/Suite)

VANDENPLAS (Cont'd/Suite)

V8 4.0L 3996cc 244 CID Super Charged		B	1228	21228	N/A	2461	N/A	N/R	N/R	N/R	
<b>XJ8</b>											
V8 4.0L 3996cc	AJV8	C	1228	21228	N/A	2461	N/A	9379	N/A	N/A	1
<b>XJR</b>											
V8 4.0L 3996cc 244 CID Super Charged		8	1228	21228	N/A	2461	N/A	N/R	N/R	N/R	
<b>XK8</b>											
V8 4.0L 3996cc	AJV8	C	1228	21228	N/A	2461	N/A	N/R	N/R	N/R	
<b>XKR</b>											
V8 4.0L 3996cc 244 CID Super Charged		8	1228	21228	N/A	2461	N/A	N/R	N/R	N/R	
<b>X-TYPE</b>											
V6 2.5L 2495cc (Mex.)		D	1516	21516	41516	2625	N/A	N/A	N/A	N/A	
V6 3.0L 2967cc (Mex.)			1516	21516	41516		N/A	N/A	N/A	N/A	

JEEP

**2023**

CHEROKEE

L4 2.0L 2000CC 122CID Turbo			7060 <sup>53</sup>	27060 <sup>70</sup>	47060			230448	2230448	N/A	
L4 2.4L 2360cc 144 CID	ED6		7060 <sup>53</sup>	27060 <sup>70</sup>	47060	200937	N/A	230448	2230448	N/A	3
V6 3.2L 3239cc 198 CID	EHB		100010	2100010	4100010	200937	N/A	230448	2230448	N/A	3

COMPASS

L4 2.4L 2360cc 144 CID	ED3	B	7060 <sup>53</sup>	27060 <sup>70</sup>	47060	200337	2200337	230106	2230106	N/A	3
------------------------	-----	---	--------------------	---------------------	-------	--------	---------	--------	---------	-----	---

GLADIATOR

V6 3.0L 3000CC 183CID Turbo Diesel			100614	N/A	N/A	201255	N/A	230606	N/A	N/A	
V6 3.6L 3604cc 220 CID Flex	ERB		100010	2100010	4100010	200841	N/A	230371	2230371	N/A	

GRAND CHEROKEE

L4 2.0L 2000CC 122CID Turbo			7060 <sup>53</sup>	27060 <sup>70</sup>	47060	201194	N/A	230086	N/A	N/A	
V6 3.6L 3600CC 220CID			100010	2100010	4100010	201196	N/A	230086	N/A	N/A	
V8 5.7L 345 CID			7060 <sup>53</sup>	27060 <sup>70</sup>	47060	201195	N/A	230086	N/A	N/A	

Grand Cherokee L

V6 3.6L 3600CC 220CID			100010	2100010	4100010	201196	N/A	230086	N/A	N/A	
V8 5.7L 345 CID			7060 <sup>53</sup>	27060 <sup>70</sup>	47060	201195	N/A	230086	N/A	N/A	

GRAND WAGONEER

L6 3.0L 2993CC 183CID Turbo			7045	27045	47045	N/A	N/A	4579	224579	N/A	
V8 6.4L 6424cc 392 CID	ESG		7060 <sup>53</sup>	27060 <sup>70</sup>	47060	201527	N/A	4579	224579	N/A	

WAGONEER

L6 3.0L 2993CC 183CID Turbo			7045	27045	47045	N/S	N/S	4579	224579	N/A	
V8 5.7L 345 CID			7060 <sup>53</sup>	27060 <sup>70</sup>	47060	201527	N/A	4579	224579	N/A	

WAGONEER L

L6 3.0L 2993CC 183CID Turbo			7045	27045	47045	N/S	N/S	4579	224579	N/A	
-----------------------------	--	--	------	-------	-------	-----	-----	------	--------	-----	--

WRANGLER

L4 2.0L 2000CC 122CID Turbo			7060 <sup>53</sup>	27060 <sup>70</sup>	47060	200841	N/A	230371	2230371	N/A	
			7060 <sup>53</sup>	27060 <sup>70</sup>	47060	200841	N/A	230371	2230371	N/A	
V6 3.0L 3000CC 183CID Turbo Diesel	A630		100614	N/A	N/A	201255	N/A	230606	N/A	N/A	
V6 3.6L 3600CC 220CID			100010	2100010	4100010	200841	N/A	230371	2230371	N/A	2

WRANGLER 392

V8 6.4L 6424cc 392 CID	ESG		7060 <sup>53</sup>	27060 <sup>70</sup>	47060	N/A	N/A	230371	2230371	N/A	
------------------------	-----	--	--------------------	---------------------	-------	-----	-----	--------	---------	-----	--

N/A = Not Available N/R = Not Required N/S = Not Servicable For cabin air locator chart, see pages 5-12 See pages 13-16 for footnotes

1) ProSelect - Normal Driving - Traditional Change Intervals 2) NAPA Gold - Severe Driving - OE Recommended intervals 3) NAPA Platinum - Harsh Driving - OE Recommend Intervals

N/A = Non disponible N/R = Non nécessaire N/S = Non réparable Voir le tableau des filtres et d'habitacle aux pages 5-12 Voir pages 13-16 pour des notes

1) NAPA ProSelect et Argent - Conduite normale - Intervalles normaux de remplacement 2) NAPA Or - Conduite difficile - Intervalles recommandés par FEO 3) NAPA Platine - Conduite très difficile - Intervalles recommandés par FEO

N/A = No disponible N/R = No requerido N/S = No Servicable Para el aire de la cabina y tabla de localización de filtro, consulte las páginas 5-12 Ver las páginas 13-16 para las notas al pie de página

1) NAPA ProSelect y Plata - Manejo normal - Intervalos normales de cambio 2) NAPA Oro - Manejo difícil - Intervalos recomendados por el OEM 3) NAPA Platino - Manejo muy difícil - Intervalos recomendados por el OEM

*Italicized Part Numbers May Not Be Available.*

Las piezas con números en *italicas* pueden no estar disponibles.

Les numéros de pièce en *italiques* peuvent ne pas être disponibles.

P  
a  
s  
s  
C  
a  
r  
L  
i  
g  
h  
t  
T  
r  
u  
c  
k  
O  
i  
l  
-  
A  
i  
r  
-  
C  
a  
b  
i  
n



JEEP 2023-2021

Pass Car Light Truck - Oil - Air - Cabin

Year/Año/Année Model/Modelo/Modèle Engine/Motor/Moteur	Eng. Code Código de motor Code moteur	VIN NIV NIV	GOLD Oil Aceite Huile	ProSelect Oil Aceite Huile	Platinum Oil Aceite Huile	GOLD Air Aire Air	ProSelect Air Aire Air	GOLD Cabin Air Cabina Aire Cabine Air	ProSelect Cabin Air Cabina Aire Cabine Air	Platinum Cabin Air Cabina Aire Cabine Air	Loc. Cabin Air Cabina Aire Cabine Air
--	---	-------------------	--------------------------------	-------------------------------------	------------------------------------	----------------------------	---------------------------------	--	---	--	--

JEEP (Cont'd/Suite)

**2023** (Cont'd/Suite)

WRANGLER 4Xe

L4 2.0L 2000CC 122CID Turbo			7060 <sup>FS</sup> 7060 <sup>FS</sup>	27060 <sup>TO</sup> 27060 <sup>TO</sup>	47060 47060	200841 200841	N/A N/A	230371 230371	2230371 2230371	N/A N/A	
-----------------------------	--	--	--	--	----------------	------------------	------------	------------------	--------------------	------------	--

**2022**

CHEROKEE

L4 2.0L 2000CC 122CID Turbo			7060 <sup>FS</sup>	27060 <sup>TO</sup>	47060			230448	2230448	N/A	
L4 2.4L 2360cc 144 CID	ED6		7060 <sup>FS</sup>	27060 <sup>TO</sup>	47060	200937	N/A	230448	2230448	N/A	3
V6 3.2L 3239cc 198 CID	EHB		100010	2100010	4100010	200937	N/A	230448	2230448	N/A	3

COMPASS

L4 2.4L 2360cc 144 CID	ED3	B	7060 <sup>FS</sup>	27060 <sup>TO</sup>	47060	200337	2200337	230106	2230106	N/A	3
------------------------	-----	---	--------------------	---------------------	-------	--------	---------	--------	---------	-----	---

GLADIATOR

V6 3.0L 3000CC 183CID Turbo Diesel			100614	N/A	N/A	201255	N/A	230606	N/A	N/A	
V6 3.6L 3604cc 220 CID Flex	ERB		100010	2100010	4100010	200841	N/A	230371	2230371	N/A	

GRAND CHEROKEE

L4 2.0L 2000CC 122CID Turbo			7060 <sup>FS</sup>	27060 <sup>TO</sup>	47060	201194	N/A	230086	N/A	N/A	
V6 3.6L 3600CC 220CID			100010	2100010	4100010	201196	N/A	230086	N/A	N/A	
V8 5.7L 345 CID			7060 <sup>FS</sup>	27060 <sup>TO</sup>	47060	201195	N/A	230086	N/A	N/A	

Grand Cherokee L

V6 3.6L 3600CC 220CID			100010	2100010	4100010	201196	N/A	230086	N/A	N/A	
V8 5.7L 345 CID			7060 <sup>FS</sup>	27060 <sup>TO</sup>	47060	201195	N/A	230086	N/A	N/A	

GRAND WAGONEER

V8 6.4L 6424cc 392 CID	ESG		7060 <sup>FS</sup>	27060 <sup>TO</sup>	47060	201527	N/A	4579	224579	N/A	
------------------------	-----	--	--------------------	---------------------	-------	--------	-----	------	--------	-----	--

RENEGADE

L4 1.3L 1300CC 79CID Turbo			100536	N/A	N/A	201154	N/A	230106	2230106	N/A	
----------------------------	--	--	--------	-----	-----	--------	-----	--------	---------	-----	--

WAGONEER

V8 5.7L 345 CID			7060 <sup>FS</sup>	27060 <sup>TO</sup>	47060	201527	N/A	4579	224579	N/A	
-----------------	--	--	--------------------	---------------------	-------	--------	-----	------	--------	-----	--

WRANGLER

L4 2.0L 2000CC 122CID Turbo			7060 <sup>FS</sup> 7060 <sup>FS</sup>	27060 <sup>TO</sup> 27060 <sup>TO</sup>	47060 47060	200841 200841	N/A N/A	230371 230371	2230371 2230371	N/A N/A	
V6 3.0L 3000CC 183CID Turbo Diesel	A630		100614	N/A	N/A	201255	N/A	230606	N/A	N/A	
V6 3.6L 3600CC 220CID			100010	2100010	4100010	200841	N/A	230371	2230371	N/A	2

WRANGLER 392

V8 6.4L 6424cc 392 CID	ESG		7060 <sup>FS</sup>	27060 <sup>TO</sup>	47060	N/A	N/A	230371	2230371	N/A	
------------------------	-----	--	--------------------	---------------------	-------	-----	-----	--------	---------	-----	--

WRANGLER 4Xe

L4 2.0L 2000CC 122CID Turbo			7060 <sup>FS</sup> 7060 <sup>FS</sup>	27060 <sup>TO</sup> 27060 <sup>TO</sup>	47060 47060	200841 200841	N/A N/A	230371 230371	2230371 2230371	N/A N/A	
-----------------------------	--	--	--	--	----------------	------------------	------------	------------------	--------------------	------------	--

**2021**

CHEROKEE

L4 2.0L 2000CC 122CID Turbo			7060 <sup>FS</sup>	27060 <sup>TO</sup>	47060			230448	2230448	N/A	
L4 2.4L 2360cc 144 CID	ED6		7060 <sup>FS</sup>	27060 <sup>TO</sup>	47060	200937	N/A	230448	2230448	N/A	3
V6 3.2L 3239cc 198 CID	EHB		100010	2100010	4100010	200937	N/A	230448	2230448	N/A	3

COMPASS

L4 2.4L 2360cc 144 CID	ED3	B	7060 <sup>FS</sup>	27060 <sup>TO</sup>	47060	200337	2200337	230106	2230106	N/A	3
------------------------	-----	---	--------------------	---------------------	-------	--------	---------	--------	---------	-----	---

GLADIATOR

V6 3.0L 3000CC 183CID Turbo Diesel			100614	N/A	N/A	201255	N/A	230606	N/A	N/A	
V6 3.6L 3604cc 220 CID Flex	ERB		100010	2100010	4100010	200841	N/A	230371	2230371	N/A	

N/A = Not Available N/R = Not Required N/S = Not Servicable For cabin air locator chart, see pages 5-12 See pages 13-16 for footnotes

1) ProSelect - Normal Driving - Traditional Change Intervals 2) NAPA Gold - Severe Driving - OE Recommended Intervals 3) NAPA Platinum - Harsh Driving - OE Recommend Intervals

N/A = Non disponible N/R = Non nécessaire N/S = Non réparable Voir le tableau des filtres et d'habitacle aux pages 5-12 Voir pages 13-16 pour des notes

1) NAPA ProSelect et Argent - Conduite normale - Intervalles normaux de remplacement 2) NAPA Or - Conduite difficile - Intervalles recommandés par FEO 3) NAPA Platine - Conduite très difficile - Intervalles recommandés par FEO

N/A = No disponible N/R = No requerido N/S = No Servicable Para el aire de la cabina y tabla de localización de filtro, consulte las páginas 5-12 Ver las páginas 13-16 para las notas al pie de página

1) NAPA ProSelect y Plata - Manejo normal - Intervalos normales de cambio 2) NAPA Oro - Manejo difícil - Intervalos recomendados por el OEM 3) NAPA Platino - Manejo muy difícil - Intervalos recomendados por el OEM

*Italicized Part Numbers May Not Be Available.*

Las piezas con números en *italicas* pueden no estar disponibles.  
Les numéros de pièce en *italiques* peuvent ne pas être disponibles.



Pass Car Light Truck - Oil - Air - Cabin

JEEP 2021-2020

Year/Año/Année Model/Modelo/Modèle Engine/Motor/Moteur	Eng. Code Código de motor Code moteur	VIN NIV NIV	GOLD Oil Aceite Huile	ProSelect Oil Aceite Huile	Platinum Oil Aceite Huile	GOLD Air Aire Air	ProSelect Air Aire Air	GOLD Cabin Air Cabina Aire Cabine Air	ProSelect Cabin Air Cabina Aire Cabine Air	Platinum Cabin Air Cabina Aire Cabine Air	Loc. Cabin Air Cabina Aire Cabine Air
--	---	-------------------	--------------------------------	-------------------------------------	------------------------------------	----------------------------	---------------------------------	--	---	--	--

JEEP (Cont'd/Suite)

**2021** (Cont'd/Suite)

**GRAND CHEROKEE**

V6 3.6L 3604cc 220 CID Flex	ERB		100010	2100010	4100010	9756 <sup>155</sup> 9756FR <sup>360</sup>	29756 <sup>155</sup> N/A <sup>360</sup>	4017	224017	4234017	2
V8 5.7L 345 CID	EZH		7060 <sup>53</sup>	27060 <sup>70</sup>	47060	9756 <sup>155</sup> 9756FR <sup>360</sup>	29756 <sup>155</sup> N/A <sup>360</sup>	4017	224017	4234017	
V8 6.4L 6424cc 392 CID	ESG		7899 <sup>53</sup>	27899 <sup>70</sup>	47899	9756 <sup>155</sup> 9756FR <sup>360</sup>	29756 <sup>155</sup> N/A <sup>360</sup>	4017	224017	4234017	

**Grand Cherokee L**

V6 3.6L 3600CC 220CID			100010	2100010	4100010	201196	N/A	230086	N/A	N/A	
V8 5.7L 345 CID			7060 <sup>53</sup>	27060 <sup>70</sup>	47060	201195	N/A	230086	N/A	N/A	

**GRAND CHEROKEE TRACKHAWK**

V8 6.2L 6200CC 378CID Super Charged	ESD		7899 <sup>53</sup>	27899	47899	201172	N/A	4017	224017	4234017	
-------------------------------------	-----	--	--------------------	-------	-------	--------	-----	------	--------	---------	--

**RENEGADE**

L4 1.3L 1300CC 79CID Turbo			100536	N/A	N/A	201154	N/A	230106	2230106	N/A	
L4 2.4L 2360cc 144 CID			7060 <sup>53</sup>	27060 <sup>70</sup>	47060	200337	2200337	230106	2230106	N/A	

**WRANGLER 392**

V8 6.4L 6424cc 392 CID	ESG		7060 <sup>53</sup>	27060 <sup>70</sup>	47060	N/A	N/A	230371	2230371	N/A	
------------------------	-----	--	--------------------	---------------------	-------	-----	-----	--------	---------	-----	--

**WRANGLER JL**

L4 2.0L 2000CC 122CID Turbo			7060 7060	27060 27060	47060 47060	200841 200841	N/A N/A	230371 230371	2230371 2230371	N/A N/A	
V6 3.0L 3000CC 183CID Turbo Diesel	A630		100614	N/A	N/A	201255	N/A	230606	N/A	N/A	
V6 3.6L 3600CC 220CID			100010	2100010	4100010	200841	N/A	230371	2230371	N/A	2

**2020**

**CHEROKEE**

L4 2.0L 2000CC 122CID Turbo			7060 <sup>53</sup>	27060	47060			230448	2230448	N/A	
L4 2.4L 2360cc 144 CID	ED6		7060 <sup>53</sup>	27060 <sup>70</sup>	47060	200937	N/A	230448	2230448	N/A	3
V6 3.2L 3239cc 198 CID	EHB		100010	2100010	4100010	200937	N/A	230448	2230448	N/A	3

**COMPASS**

L4 2.4L 2360cc 144 CID	ED3	B	7060 <sup>53</sup>	27060 <sup>70</sup>	47060	200337	2200337	230106	2230106	N/A	3
------------------------	-----	---	--------------------	---------------------	-------	--------	---------	--------	---------	-----	---

**GLADIATOR**

V6 3.6L 3604cc 220 CID Flex	ERB		100010	2100010	4100010	200841	N/A	230371	2230371	N/A	
-----------------------------	-----	--	--------	---------	---------	--------	-----	--------	---------	-----	--

**GRAND CHEROKEE**

V6 3.6L 3604cc 220 CID Flex	ERB		100010	2100010	4100010	9756 <sup>155</sup> 9756FR <sup>360</sup>	29756 <sup>155</sup> N/A <sup>360</sup>	4017	224017	4234017	2
V8 5.7L 345 CID	EZH		7060 <sup>53</sup>	27060 <sup>70</sup>	47060	9756 9756FR <sup>360</sup>	29756 N/A <sup>360</sup>	4017	224017	4234017	
V8 6.4L 6424cc 392 CID	ESG		7899 <sup>53</sup>	27899 <sup>70</sup>	47899	9756 <sup>155</sup> 9756FR <sup>360</sup>	29756 <sup>155</sup> N/A <sup>360</sup>	4017	224017	4234017	

**GRAND CHEROKEE TRACKHAWK**

V8 6.2L 6200CC 378CID Super Charged	ESD		7899 <sup>53</sup>	27899	47899	201172	N/A	4017	224017	4234017	
-------------------------------------	-----	--	--------------------	-------	-------	--------	-----	------	--------	---------	--

**RENEGADE**

L4 1.3L 1300CC 79CID Turbo			100536	N/A	N/A	201154	N/A	230106	2230106	N/A	
L4 2.4L 2360cc 144 CID			7060 <sup>53</sup>	27060 <sup>70</sup>	47060	200337	2200337	230106	2230106	N/A	

**WRANGLER JL**

L4 2.0L 2000CC 122CID Turbo			7060 7060	27060 27060	47060 47060	200841 200841	N/A N/A	230371 230371	2230371 2230371	N/A N/A	
V6 3.0L 3000CC 183CID Turbo Diesel	A630		100614	N/A	N/A	201255	N/A	230606	N/A	N/A	
V6 3.6L 3600CC 220CID			100010	2100010	4100010	200841	N/A	230371	2230371	N/A	2

N/A = Not Available N/R = Not Required N/S = Not Servicable For cabin air locator chart, see pages 5-12 See pages 13-16 for footnotes

1) ProSelect - Normal Driving - Traditional Change Intervals 2) NAPA Gold - Severe Driving - OE Recommended Intervals 3) NAPA Platinum - Harsh Driving - OE Recommended Intervals

N/A = Non disponible N/R = Non nécessaire N/S = Non réparable Voir le tableau des filtres et d'habitacle aux pages 5-12 Voir pages 13-16 pour des notes

1) NAPA ProSelect et Argent - Conduite normale - Intervalles normaux de remplacement 2) NAPA Or - Conduite difficile - Intervalles recommandés par FEO 3) NAPA Platine - Conduite très difficile - Intervalles recommandés par FEO

N/A = No disponible N/R = No requerido N/S = No Servicable Para el aire de la cabina y tabla de localización de filtro, consulte las páginas 5-12 Ver las páginas 13-16 para las notas al pie de página

1) NAPA ProSelect y Plata - Manejo normal - Intervalles normales de cambio 2) NAPA Oro - Manejo difícil - Intervalles recomendados por el OEM 3) NAPA Platino - Manejo muy difícil - Intervalles recomendados por el OEM

*Italicized Part Numbers May Not Be Available.*

Las piezas con números en *italicas* pueden no estar disponibles.

Les numéros de pièce en *italiques* peuvent ne pas être disponibles.

P  
a  
s  
s  
C  
a  
r  
L  
i  
g  
h  
t  
T  
r  
u  
c  
k  
O  
i  
l  
-  
A  
i  
r  
-  
C  
a  
b  
i  
n



JEEP 2019-2018

Pass Car Light Truck - Oil - Air - Cabin

Year/Año/Année Model/Modelo/Modele Engine/Motor/Moteur	Eng. Code Código de motor Code moteur	VIN NIV NIV	GOLD Oil Aceite Huile	ProSelect Oil Aceite Huile	Platinum Oil Aceite Huile	GOLD Air Aire Air	ProSelect Air Aire Air	GOLD Cabin Air Cabina Aire Cabine Air	ProSelect Cabin Air Cabina Aire Cabine Air	Platinum Cabin Air Cabina Aire Cabine Air	Loc. Cabin Air Cabina Aire Cabine Air
--	---	-------------------	--------------------------------	-------------------------------------	------------------------------------	----------------------------	---------------------------------	--	---	--	--

JEEP (Cont'd/Suite)

2019

CHEROKEE

L4 2.0L 2000CC 122CID Turbo			7060 <sup>53</sup>	27060	47060			230448	2230448	N/A	
L4 2.4L 2360cc 144 CID	ED6		7060 <sup>53</sup>	27060 <sup>70</sup>	47060	200937	N/A	230448	2230448	N/A	3
V6 3.2L 3239cc 198 CID	EHB		100010	2100010	4100010	200937	N/A	230448	2230448	N/A	3

COMPASS

L4 2.4L 2360cc 144 CID	ED3	B	7060 <sup>53</sup>	27060 <sup>70</sup>	47060	200337	2200337	230106	2230106	N/A	3
------------------------	-----	---	--------------------	---------------------	-------	--------	---------	--------	---------	-----	---

GRAND CHEROKEE

V6 3.0L 2987cc 182 CID Turbo Diesel	EXF		100060	2100060	N/A	200318	N/A	4017	224017	4234017	
V6 3.6L 3604cc 220 CID Flex	ERB		100010	2100010	4100010	9756 <sup>155</sup> 9756FR <sup>360</sup>	29756 <sup>155</sup> N/A <sup>360</sup>	4017	224017	4234017	2
V8 5.7L 345 CID	EZH		7060 <sup>53</sup>	27060 <sup>70</sup>	47060	9756 <sup>155</sup> 9756FR <sup>360</sup>	29756 <sup>155</sup> N/A <sup>360</sup>	4017	224017	4234017	
V8 6.4L 6424cc 392 CID	ESG		7899 <sup>53</sup>	27899 <sup>70</sup>	47899	9756 <sup>155</sup> 9756FR <sup>360</sup>	29756 <sup>155</sup> N/A <sup>360</sup>	4017	224017	4234017	

GRAND CHEROKEE TRACKHAWK

V8 6.2L 6200CC 378CID Super Charged	ESD		7899 <sup>53</sup>	27899	47899	201172	N/A	4017	224017	4234017	
-------------------------------------	-----	--	--------------------	-------	-------	--------	-----	------	--------	---------	--

RENEGADE

L4 1.3L 1300CC 79CID Turbo			100536	N/A	N/A	201154	N/A	230106	2230106	N/A	
L4 2.4L 2360cc 144 CID			7060 <sup>53</sup>	27060 <sup>70</sup>	47060	200337	2200337	230106	2230106	N/A	

WRANGLER JL

L4 2.0L 2000CC 122CID Turbo			7060	27060	47060	200841	N/A	230371	2230371	N/A	
			7060	27060	47060	200841	N/A	230371	2230371	N/A	
V6 3.6L 3600CC 220CID			100010	2100010	4100010	200841	N/A	230371	2230371	N/A	2

2018

CHEROKEE

L4 2.4L 2360cc 144 CID	ED6		7060 <sup>53</sup>	27060 <sup>70</sup>	47060	200096	2200096	230142	2230142	N/A	3
V6 3.2L 3239cc 198 CID	EHB		100010	2100010	4100010	200096	2200096	230142	2230142	N/A	3

COMPASS

L4 2.4L 2360cc 144 CID	ED3	B	7060 <sup>53</sup>	27060 <sup>70</sup>	47060	200337	2200337	230106	2230106	N/A	3
------------------------	-----	---	--------------------	---------------------	-------	--------	---------	--------	---------	-----	---

GRAND CHEROKEE

V6 3.0L 2987cc 182 CID Turbo Diesel	EXF		100060	2100060	N/A	200318	N/A	4017	224017	4234017	
V6 3.6L 3604cc 220 CID Flex	ERB		100010	2100010	4100010	9756 <sup>155</sup> 9756FR <sup>360</sup>	29756 <sup>155</sup> N/A <sup>360</sup>	4017	224017	4234017	2
V8 5.7L 345 CID	EZH		7060 <sup>53</sup>	27060 <sup>70</sup>	47060	9756 <sup>155</sup> 9756FR <sup>360</sup>	29756 <sup>155</sup> N/A <sup>360</sup>	4017	224017	4234017	
V8 6.4L 6424cc 392 CID	ESG		7899 <sup>53</sup>	27899 <sup>70</sup>	47899	9756 <sup>155</sup> 9756FR <sup>360</sup>	29756 <sup>155</sup> N/A <sup>360</sup>	4017	224017	4234017	

GRAND CHEROKEE TRACKHAWK

V8 6.2L 6200CC 378CID Super Charged	ESD		7899 <sup>53</sup>	27899	47899	201172	N/A	4017	224017	4234017	
-------------------------------------	-----	--	--------------------	-------	-------	--------	-----	------	--------	---------	--

RENEGADE

L4 1.4L 1368cc 83 CID Turbo			7341	27341	N/A	200337	2200337	230106	2230106	N/A	
L4 2.4L 2360cc 144 CID			7060 <sup>53</sup>	27060 <sup>70</sup>	47060	200337	2200337	230106	2230106	N/A	

WRANGLER JK

V6 3.6L 3600CC 220CID			100010	2100010	4100010	9018	29018	4302	224302	N/A	2
-----------------------	--	--	--------	---------	---------	------	-------	------	--------	-----	---

WRANGLER JL

L4 2.0L 2000CC 122CID Turbo			7060	27060	47060	200841	N/A	230371	2230371	N/A	
			7060	27060	47060	200841	N/A	230371	2230371	N/A	
V6 3.6L 3600CC 220CID			100010	2100010	4100010	200841	N/A	230371	2230371	N/A	2

N/A = Not Available N/R = Not Required N/S = Not Serviceable For cabin air locator chart, see pages 5-12 See pages 13-16 for footnotes

1) ProSelect - Normal Driving - Traditional Change Intervals 2) NAPA Gold - Severe Driving - OE Recommended Intervals 3) NAPA Platinum - Harsh Driving - OE Recommend Intervals

N/A = Non disponible N/R = Non nécessaire N/S = Non réparable Voir le tableau des filtres et d'habitacle aux pages 5-12 Voir pages 13-16 pour des notes

1) NAPA ProSelect et Argent - Conduite normale - Intervalles normaux de remplacement 2) NAPA Or - Conduite difficile - Intervalles recommandés par FEO 3) NAPA Platine - Conduite très difficile - Intervalles recommandés par FEO

N/A = No disponible N/R = No requerido N/S = No Serviceable Para el aire de la cabina y tabla de localización de filtro, consulte las páginas 5-12 Ver las páginas 13-16 para las notas al pie de página

1) NAPA ProSelect y Plata - Manejo normal - Intervalos normales de cambio 2) NAPA Oro - Manejo difícil - Intervalos recomendados por el OEM 3) NAPA Platino - Manejo muy difícil - Intervalos recomendados por el OEM

Italicized Part Numbers May Not Be Available.

Las piezas con números en *italicas* pueden no estar disponibles.  
Les numéros de pièce en *italiques* peuvent ne pas être disponibles.



Pass Car Light Truck - Oil - Air - Cabin

JEEP 2017-2015

Year/Ano/Année Model/Modelo/Modèle Engine/Motor/Moteur	Eng. Code Código de motor Code moteur	VIN NIV NIV	GOLD Oil Aceite Huile	ProSelect Oil Aceite Huile	Platinum Oil Aceite Huile	GOLD Air Aire Air	ProSelect Air Aire Air	GOLD Cabin Air Cabina Aire Cabine Air	ProSelect Cabin Air Cabina Aire Cabine Air	Platinum Cabin Air Cabina Aire Cabine Air	Loc. Cabin Air Cabina Aire Cabine Air
--	---	-------------------	--------------------------------	-------------------------------------	------------------------------------	----------------------------	---------------------------------	--	---	--	--

JEEP (Cont'd/Suite)

2017

CHEROKEE

L4 2.4L 2360cc 144 CID	ED6	B	7060 <sup>53</sup>	27060 <sup>70</sup>	47060	200096	2200096	230142	2230142	N/A	3
V6 3.2L 3239cc 198 CID	EHB	S	100010	2100010	4100010	200096	2200096	230142	2230142	N/A	3

COMPASS

L4 2.0L 1998cc 122 CID	ECN	A	7060 <sup>53</sup>	27060 <sup>70</sup>	47060	9014	29014	4313	224313	4234313	3
L4 2.4L 2360cc 144 CID	ED3	B	7060 <sup>53</sup>	27060 <sup>70</sup>	47060	200337 <sup>521</sup> 9014 <sup>522</sup>	2200337 <sup>521</sup> 29014 <sup>522</sup>	230106 <sup>521</sup> 4313 <sup>522</sup>	2230106 <sup>521</sup> 224313 <sup>522</sup>	N/A <sup>521</sup> 4234313 <sup>522</sup>	3 3

GRAND CHEROKEE

V6 3.0L 2987cc 182 CID Turbo Diesel	EXF	M	100060	2100060	N/A	200318	N/A	4017	224017	4234017	
V6 3.6L 3604cc 220 CID Flex	ERB		100010	2100010	4100010	9756 <sup>155</sup> 9756FR <sup>360</sup>	29756 <sup>155</sup> N/A <sup>360</sup>	4017	224017	4234017	2
V8 5.7L 345 CID	EZH	T	7060 <sup>53</sup>	27060 <sup>70</sup>	47060	9756 <sup>155</sup> 9756FR <sup>360</sup>	29756 <sup>155</sup> N/A <sup>360</sup>	4017	224017	4234017	
V8 6.4L 6424cc 392 CID	ESG	J	7899 <sup>53</sup>	27899 <sup>70</sup>	47899	9756 <sup>155</sup> 9756FR <sup>360</sup>	29756 <sup>155</sup> N/A <sup>360</sup>	4017	224017	4234017	

PATRIOT

L4 2.0L 1998cc 122 CID	ECN	A	7060 <sup>53</sup>	27060 <sup>70</sup>	47060	9014	29014	4313	224313	4234313	3
L4 2.4L 2360cc 144 CID	ED3	B	7060 <sup>53</sup>	27060 <sup>70</sup>	47060	9014	29014	4313	224313	4234313	3

RENEGADE

L4 1.4L 1368cc 83 CID Turbo			7341	27341	N/A	200337	2200337	230106	2230106	N/A	
L4 2.4L 2360cc 144 CID			7060 <sup>53</sup>	27060 <sup>70</sup>	47060	200337	2200337	230106	2230106	N/A	

WRANGLER

V6 3.6L 3600CC 220CID		G	100010	2100010	4100010	9018	29018	4302	224302	N/A	2
-----------------------	--	---	--------	---------	---------	------	-------	------	--------	-----	---

2016

CHEROKEE

L4 2.4L 2360cc 144 CID	ED6	B	7060 <sup>53</sup>	27060 <sup>70</sup>	47060	200096	2200096	230142	2230142	N/A	3
V6 3.2L 3239cc 198 CID	EHB	S	100010	2100010	4100010	200096	2200096	230142	2230142	N/A	3

COMPASS

L4 2.0L 1998cc 122 CID	ECN	A	7060 <sup>53</sup>	27060 <sup>70</sup>	47060	9014	29014	4313	224313	4234313	3
L4 2.4L 2360cc 144 CID	ED3	B	7060 <sup>53</sup>	27060 <sup>70</sup>	47060	9014	29014	4313	224313	4234313	3

GRAND CHEROKEE

V6 3.0L 2987cc 182 CID Turbo Diesel	EXF	M	100060	2100060	N/A	200318	N/A	4017	224017	4234017	
V6 3.6L 3604cc 220 CID Flex	ERB		100010	2100010	4100010	9756 <sup>155</sup> 9756FR <sup>360</sup>	29756 <sup>155</sup> N/A <sup>360</sup>	4017	224017	4234017	2
V8 5.7L 345 CID	EZH	T	7899 <sup>53</sup>	27899 <sup>70</sup>	47899	9756 <sup>155</sup> 9756FR <sup>360</sup>	29756 <sup>155</sup> N/A <sup>360</sup>	4017	224017	4234017	
V8 6.4L 6424cc 392 CID	ESG	J	7899 <sup>53</sup>	27899 <sup>70</sup>	47899	9756 <sup>155</sup> 9756FR <sup>360</sup>	29756 <sup>155</sup> N/A <sup>360</sup>	4017	224017	4234017	

PATRIOT

L4 2.0L 1998cc 122 CID	ECN	A	7060 <sup>53</sup>	27060 <sup>70</sup>	47060	9014	29014	4313	224313	4234313	3
L4 2.4L 2360cc 144 CID	ED3	B	7060 <sup>53</sup>	27060 <sup>70</sup>	47060	9014	29014	4313	224313	4234313	3

RENEGADE

L4 1.4L 1368cc 83 CID Turbo			7341	27341	N/A	200337	2200337	230106	2230106	N/A	
L4 2.4L 2360cc 144 CID			7060 <sup>53</sup>	27060 <sup>70</sup>	47060	200337	2200337	230106	2230106	N/A	

WRANGLER

V6 3.6L 3600CC 220CID		G	100010	2100010	4100010	9018	29018	4302	224302	N/A	2
-----------------------	--	---	--------	---------	---------	------	-------	------	--------	-----	---

2015

CHEROKEE

L4 2.4L 2360cc 144 CID	ED6	B	7060 <sup>53</sup>	27060 <sup>70</sup>	47060	200096	2200096	230142	2230142	N/A	3
V6 3.2L 3239cc 198 CID	EHB	S	100010	2100010	4100010	200096	2200096	230142	2230142	N/A	3

N/A = Not Available N/R = Not Required N/S = Not Servicable For cabin air locator chart, see pages 5-12 See pages 13-16 for footnotes

1) ProSelect - Normal Driving - Traditional Change Intervals 2) NAPA Gold - Severe Driving - OE Recommended intervals 3) NAPA Platinum - Harsh Driving - OE Recommend Intervals

N/A = Non disponible N/R = Non nécessaire N/S = Non réparable Voir le tableau des filtres et d'habitacle aux pages 5-12 Voir pages 13-16 pour des notes

1) NAPA ProSelect et Argent - Conduite normale - Intervalles normaux de remplacement 2) NAPA Or - Conduite difficile - Intervalles recommandés par FEO 3) NAPA Platine - Conduite très difficile - Intervalles recommandés par FEO

N/A = No disponible N/R = No requerido N/S = No Servicable Para el aire de la cabina y tabla de localización de filtro, consulte las páginas 5-12 Ver las páginas 13-16 para las notas al pie de página

1) NAPA ProSelect y Plata - Manejo normal - Intervalos normales de cambio 2) NAPA Oro - Manejo difícil - Intervalos recomendados por el OEM 3) NAPA Platino - Manejo muy difícil - Intervalos recomendados por el OEM

*Italicized Part Numbers May Not Be Available.*

Las piezas con números en *italicas* pueden no estar disponibles.

Les numéros de pièce en *italiques* peuvent ne pas être disponibles.

P  
a  
s  
s  
C  
a  
r  
L  
i  
g  
h  
t  
T  
r  
u  
c  
k  
O  
i  
l  
-  
A  
i  
r  
-  
C  
a  
b  
i  
n





JEEP 2015-2013

Pass Car Light Truck - Oil - Air - Cabin

Year/Año/Année Model/Modelo/Modele Engine/Motor/Moteur	Eng. Code Código de motor Code moteur	VIN NIV NIV	GOLD Oil Aceite Huile	ProSelect Oil Aceite Huile	Platinum Oil Aceite Huile	GOLD Air Aire Air	ProSelect Air Aire Air	GOLD Cabin Air Cabina Aire Cabine Air	ProSelect Cabin Air Cabina Aire Cabine Air	Platinum Cabin Air Cabina Aire Cabine Air	Loc. Cabin Air Cabina Aire Cabine Air
--	---	-------------------	--------------------------------	-------------------------------------	------------------------------------	----------------------------	---------------------------------	--	---	--	--

JEEP (Cont'd/Suite)

**2015** (Cont'd/Suite)

**COMPASS**

L4 2.0L 1998cc 122 CID	ECN	A	7060 <sup>53</sup>	27060 <sup>70</sup>	47060	9014	29014	4313	224313	4234313	3
L4 2.4L 2360cc 144 CID	ED3	B	7060 <sup>53</sup>	27060 <sup>70</sup>	47060	9014	29014	4313	224313	4234313	3

**GRAND CHEROKEE**

V6 3.0L 2987cc 182 CID Turbo Diesel	EXF	M	100060	2100060	N/A	200318	N/A	4017	224017	4234017	
V6 3.6L 3604cc 220 CID Flex	ERB		100010	2100010	4100010	9756 <sup>155</sup> 9756FR <sup>360</sup>	29756 <sup>155</sup> N/A <sup>360</sup>	4017	224017	4234017	2
V8 5.7L 345 CID	EZH	T	7899	27899	47899	9756 <sup>155</sup> 9756FR <sup>360</sup>	29756 <sup>155</sup> N/A <sup>360</sup>	4017	224017	4234017	
V8 6.4L 6424cc 392 CID	ESG	J	7899	27899	47899	9756 <sup>155</sup> 9756FR <sup>360</sup>	29756 <sup>155</sup> N/A <sup>360</sup>	4017	224017	4234017	

**PATRIOT**

L4 2.0L 1998cc 122 CID	ECN	A	7060 <sup>53</sup>	27060 <sup>70</sup>	47060	9014	29014	4313	224313	4234313	3
L4 2.4L 2360cc 144 CID	ED3	B	7060 <sup>53</sup>	27060 <sup>70</sup>	47060	9014	29014	4313	224313	4234313	3

**RENEGADE**

L4 1.4L 1368cc 83 CID Turbo			7341	27341	N/A	200337	2200337	230106	2230106	N/A	
L4 2.4L 2360cc 144 CID			7060 <sup>53</sup>	27060 <sup>70</sup>	47060	200337	2200337	230106	2230106	N/A	

**WRANGLER**

V6 3.6L 3600CC 220CID		G	100010	2100010	4100010	9018	29018	4302	224302	N/A	2
-----------------------	--	---	--------	---------	---------	------	-------	------	--------	-----	---

**2014**

**CHEROKEE**

L4 2.4L 2360cc 144 CID	ED6	B	7060 <sup>53</sup>	27060 <sup>70</sup>	47060	200096	2200096	230142	2230142	N/A	3
V6 3.2L 3239cc 198 CID	EHB	S	100010	2100010	4100010	200096	2200096	230142	2230142	N/A	3

**COMPASS**

L4 2.0L 1998cc 122 CID	ECN	A	7060 <sup>53</sup>	27060 <sup>70</sup>	47060	9014	29014	4313	224313	4234313	3
L4 2.4L 2360cc 144 CID	ED3	B	7060 <sup>53</sup>	27060 <sup>70</sup>	47060	9014	29014	4313	224313	4234313	3

**GRAND CHEROKEE**

V6 3.0L 2987cc 182 CID Turbo Diesel	EXF	M	100060	2100060	N/A	200318	N/A	4017	224017	4234017	
V6 3.6L 3604cc 220 CID Flex	ERB		100010	2100010	4100010	9756 <sup>155</sup> 9756FR <sup>360</sup>	29756 <sup>155</sup> N/A <sup>360</sup>	4017	224017	4234017	2
V8 5.7L 345 CID	EZH	T	7899	27899	47899	9756 <sup>155</sup> 9756FR <sup>360</sup>	29756 <sup>155</sup> N/A <sup>360</sup>	4017	224017	4234017	
V8 6.4L 6424cc 392 CID	ESG	J	7899	27899	47899	9756 <sup>155</sup> 9756FR <sup>360</sup>	29756 <sup>155</sup> N/A <sup>360</sup>	4017	224017	4234017	

**PATRIOT**

L4 2.0L 1998cc 122 CID	ECN	A	7060 <sup>53</sup>	27060 <sup>70</sup>	47060	9014	29014	4313	224313	4234313	3
L4 2.4L 2360cc 144 CID	ED3	B	7060 <sup>53</sup>	27060 <sup>70</sup>	47060	9014	29014	4313	224313	4234313	3

**WRANGLER**

V6 3.6L 3600CC 220CID		G	100010	2100010	4100010	9018	29018	4302	224302	N/A	2
-----------------------	--	---	--------	---------	---------	------	-------	------	--------	-----	---

**2013**

**COMPASS**

L4 2.0L 1998cc 122 CID	ECN	A	7060 <sup>53</sup>	27060 <sup>70</sup>	47060	9014	29014	4313	224313	4234313	3
L4 2.4L 2360cc 144 CID	ED3	B	7060 <sup>53</sup>	27060 <sup>70</sup>	47060	9014	29014	4313	224313	4234313	3

**GRAND CHEROKEE**

V6 3.6L 3604cc 220 CID Flex	ERB	G	7526	27526 <sup>70</sup>	47526	9756 <sup>155</sup> 9756FR <sup>240</sup>	29756 <sup>155</sup> N/A <sup>360</sup>	4017	224017	4234017	2
V8 5.7L 345 CID	EZH	T	7899	27899 <sup>70</sup>	47899	9756 <sup>155</sup> 9756FR <sup>240</sup>	29756 <sup>155</sup> N/A <sup>360</sup>	4017	224017	4234017	2
V8 6.4L 6424cc 392 CID	ESG	J	7899	27899 <sup>70</sup>	47899	9756 <sup>155</sup> 9756FR <sup>240</sup>	29756 <sup>155</sup> N/A <sup>360</sup>	4017	224017	4234017	2

N/A = Not Available N/R = Not Required N/S = Not Servicible For cabin air locator chart, see pages 5-12 See pages 13-16 for footnotes

1) ProSelect - Normal Driving - Traditional Change Intervals 2) NAPA Gold - Severe Driving - OE Recommended intervals 3) NAPA Platinum - Harsh Driving - OE Recommend Intervals

N/A = Non disponible N/R = Non nécessaire N/S = Non réparable Voir le tableau des filtres et d'habitacle aux pages 5-12 Voir pages 13-16 pour des notes

1) NAPA ProSelect et Argent - Conduite normale - Intervalles normaux de remplacement 2) NAPA Or - Conduite difficile - Intervalles recommandés par FEO 3) NAPA Platine - Conduite très difficile - Intervalles recommandés par FEO

N/A = No disponible N/R = No requerido N/S = No Servicible Para el aire de la cabina y tabla de localización de filtro, consulte las páginas 5-12 Ver las páginas 13-16 para las notas al pie de página

1) NAPA ProSelect y Plata - Manejo normal - Intervalos normales de cambio 2) NAPA Oro - Manejo difícil - Intervalos recomendados por el OEM 3) NAPA Platino - Manejo muy difícil - Intervalos recomendados por el OEM

*Italicized Part Numbers May Not Be Available.*

Las piezas con números en *italicas* pueden no estar disponibles.  
Les numéros de pièce en *italiques* peuvent ne pas être disponibles.



## Pass Car Light Truck - Oil - Air - Cabin

JEEP 2013-2010

Year/Año/Année Model/Modelo/Modèle Engine/Motor/Moteur	Eng. Code Código de motor Code moteur	VIN NIV NIV	GOLD Oil Aceite Huile	ProSelect Oil Aceite Huile	Platinum Oil Aceite Huile	GOLD Air Aire Air	ProSelect Air Aire Air	GOLD Cabin Air Cabina Aire Cabine Air	ProSelect Cabin Air Cabina Aire Cabine Air	Platinum Cabin Air Cabina Aire Cabine Air	Loc. Cabin Air Cabina Aire Cabine Air
--	---	-------------------	--------------------------------	-------------------------------------	------------------------------------	----------------------------	---------------------------------	--	---	--	--

## JEEP (Cont'd/Suite)

**2013** (Cont'd/Suite)

## LIBERTY

V6 3.7L 226 CID (Mex.)	EKG	K	1516 <sup>53</sup>	21516 <sup>70</sup>	41516	9933	29933	9093	229093	N/A	1
------------------------	-----	---	--------------------	---------------------	-------	------	-------	------	--------	-----	---

## PATRIOT

L4 2.0L 1998cc 122 CID	ECN	A	7060 <sup>53</sup>	27060 <sup>70</sup>	47060	9014	29014	4313	224313	4234313	3
L4 2.4L 2360cc 144 CID	ED3	B	7060 <sup>53</sup>	27060 <sup>70</sup>	47060	9014	29014	4313	224313	4234313	3

## WRANGLER

V6 3.6L 3600CC 220CID		G	7526	27526 <sup>70</sup>	47526	9018	29018	4302	224302	N/A	2
-----------------------	--	---	------	---------------------	-------	------	-------	------	--------	-----	---

**2012**

## COMPASS

L4 2.0L 1998cc 122 CID	ECN	A	7060 <sup>53</sup>	27060 <sup>70</sup>	47060	9014	29014	4313	224313	4234313	3
L4 2.4L 2360cc 144 CID	ED3	B	7060 <sup>53</sup>	27060 <sup>70</sup>	47060	9014	29014	4313	224313	4234313	3

## GRAND CHEROKEE

V6 3.6L 3604cc 220 CID Flex	ERB	G	7526	27526 <sup>70</sup>	47526	9756 <sup>155</sup> 9756FR <sup>360</sup>	29756 <sup>155</sup> N/A <sup>360</sup>	4017	224017	4234017	2
V8 5.7L 345 CID	EZH	T	7899	27899 <sup>70</sup>	47899	9756 <sup>155</sup> 9756FR <sup>360</sup>	29756 <sup>155</sup> N/A <sup>360</sup>	4017	224017	4234017	2
V8 6.4L 6424cc 392 CID	ESG	J	7899	27899 <sup>70</sup>	47899	9756 <sup>155</sup> 9756FR <sup>360</sup>	29756 <sup>155</sup> N/A <sup>360</sup>	4017	224017	4234017	2

## LIBERTY

V6 3.7L 226 CID	EKG	K	7045	27045 <sup>70</sup>	47045	9933	29933	9093	229093	N/A	1
-----------------	-----	---	------	---------------------	-------	------	-------	------	--------	-----	---

## PATRIOT

L4 2.0L 1998cc 122 CID	ECN	A	7060 <sup>53</sup>	27060 <sup>70</sup>	47060	9014	29014	4313	224313	4234313	3
L4 2.4L 2360cc 144 CID	ED3	B	7060 <sup>53</sup>	27060 <sup>70</sup>	47060	9014	29014	4313	224313	4234313	3

## WRANGLER

V6 3.6L 3600CC 220CID		G	7526	27526 <sup>70</sup>	47526	9018	29018	4302	224302	N/A	2
-----------------------	--	---	------	---------------------	-------	------	-------	------	--------	-----	---

**2011**

## COMPASS

L4 2.0L 1998cc 122 CID	ECN	A	7060 <sup>53</sup>	27060 <sup>70</sup>	47060	9014	29014	4313	224313	4234313	3
L4 2.4L 2360cc 144 CID	ED3	B	7060 <sup>53</sup>	27060 <sup>70</sup>	47060	9014	29014	4313	224313	4234313	3

## GRAND CHEROKEE

V6 3.6L 3604cc 220 CID Flex	ERB	G	7526	27526 <sup>70</sup>	47526	9756 <sup>155</sup> 9756FR <sup>360</sup>	29756 <sup>155</sup> N/A <sup>360</sup>	4017	224017	4234017	2
V8 5.7L 345 CID	EZH	T	7899	27899 <sup>70</sup>	47899	9756 <sup>155</sup> 9756FR <sup>360</sup>	29756 <sup>155</sup> N/A <sup>360</sup>	4017	224017	4234017	2

## LIBERTY

V6 3.7L 226 CID	EKG	K	7045	27045 <sup>70</sup>	47045	9933	29933	9093	229093	N/A	1
-----------------	-----	---	------	---------------------	-------	------	-------	------	--------	-----	---

## PATRIOT

L4 2.0L 1998cc 122 CID	ECN	A	7060 <sup>53</sup>	27060 <sup>70</sup>	47060	9014	29014	4313	224313	4234313	3
L4 2.4L 2360cc 144 CID	ED3	B	7060 <sup>53</sup>	27060 <sup>70</sup>	47060	9014	29014	4313	224313	4234313	3

## WRANGLER

V6 3.8L 3778cc 231 CID	EGT	1	1348 <sup>53</sup>	21348 <sup>70</sup>	41348	9018	29018	4302	224302	N/A	2
------------------------	-----	---	--------------------	---------------------	-------	------	-------	------	--------	-----	---

**2010**

## COMMANDER

V6 3.7L 226 CID	EKG	K	7045	27045 <sup>70</sup>	47045	2329	22329	N/R	N/R	N/R	
V8 5.7L 345 CID	EZH	T	7899	27899 <sup>70</sup>	47899	2329	22329	N/R	N/R	N/R	

## COMPASS

L4 2.0L 1998cc 122 CID	ECN	A	7060 <sup>53</sup>	27060 <sup>70</sup>	47060	9192	29192	4313	224313	4234313	3
L4 2.4L 2360cc 144 CID	ED3	B	7060 <sup>53</sup>	27060 <sup>70</sup>	47060	9192	29192	4313	224313	4234313	3

## GRAND CHEROKEE

V6 3.0L 2985CC 182CID (Mex.)			N/S	N/S	N/A	N/S	N/S	4903	224903	N/A	
------------------------------	--	--	-----	-----	-----	-----	-----	------	--------	-----	--

N/A = Not Available N/R = Not Required N/S = Not Servicable For cabin air locator chart, see pages 5-12 See pages 13-16 for footnotes

1) ProSelect - Normal Driving - Traditional Change Intervals 2) NAPA Gold - Severe Driving - OE Recommended intervals 3) NAPA Platinum - Harsh Driving - OE Recommend Intervals

N/A = Non disponible N/R = Non nécessaire N/S = Non réparable Voir le tableau des filtres et d'habitacle aux pages 5-12 Voir pages 13-16 pour des notes

1) NAPA ProSelect et Argent - Conduite normale - Intervalles normaux de remplacement 2) NAPA Or - Conduite difficile - Intervalles recommandés par FEO 3) NAPA Platine - Conduite très difficile - Intervalles recommandés par FEO

N/A = No disponible N/R = No requerido N/S = No Servicable Para el aire de la cabina y tabla de localización de filtro, consulte las páginas 5-12 Ver las páginas 13-16 para las notas al pie de página

1) NAPA ProSelect y Plata - Manejo normal - Intervallos normales de cambio 2) NAPA Oro - Manejo difícil - Intervallos recomendados por el OEM 3) NAPA Platino - Manejo muy difícil - Intervallos recomendados por el OEM

*Italicized Part Numbers May Not Be Available.*Las piezas con números en *italicas* pueden no estar disponibles.Les numéros de pièce en *italiques* peuvent ne pas être disponibles.



JEEP 2010-2008

Pass Car Light Truck - Oil - Air - Cabin

Year/Año/Année Model/Modelo/Modele Engine/Motor/Moteur	Eng. Code Código de motor Code moteur	VIN NIV NIV	GOLD Oil Aceite Huile	ProSelect Oil Aceite Huile	Platinum Oil Aceite Huile	GOLD Air Aire Air	ProSelect Air Aire Air	GOLD Cabin Air Cabina Aire Cabine Air	ProSelect Cabin Air Cabina Aire Cabine Air	Platinum Cabin Air Cabina Aire Cabine Air	Loc. Cabin Air Cabina Aire Cabine Air
--	---	-------------------	--------------------------------	-------------------------------------	------------------------------------	----------------------------	---------------------------------	--	---	--	--

JEEP (Cont'd/Suite)

**2010** (Cont'd/Suite)

GRAND CHEROKEE (Cont'd/Suite)

V6 3.7L 226 CID	EKG	K	7045	27045 <sup>70</sup>	47045	2329	22329	4903	224903	N/A	2
V8 4.7L 287CID (Mex.)			N/S	N/S	N/A	N/S	N/S	4903	224903	N/A	
V8 5.7L 345 CID	EZH	T	7899	27899 <sup>70</sup>	47899	2329	22329	4903	224903	N/A	2
V8 6.1L 605 <sup>9cc</sup> 372 CID	ESF	W	7899 <sup>53</sup>	27899 <sup>70</sup>	47899	2329	22329	4903	224903	N/A	2

LIBERTY

V6 3.7L 226 CID	EKG	K	7045	27045 <sup>70</sup>	47045	9933	29933	9093	229093	N/A	1
-----------------	-----	---	------	---------------------	-------	------	-------	------	--------	-----	---

PATRIOT

L4 2.0L 199 <sup>8cc</sup> 122 CID	ECN	A	7060 <sup>53</sup>	27060 <sup>70</sup>	47060	9192	29192	4313	224313	4234313	3
L4 2.4L 236 <sup>0cc</sup> 144 CID	ED3	B	7060 <sup>53</sup>	27060 <sup>70</sup>	47060	9192	29192	4313	224313	4234313	3

WRANGLER

V6 3.8L 377 <sup>8cc</sup> 231 CID	EGT	1	1348 <sup>53</sup>	21348 <sup>70</sup>	41348	9018	29018	N/R	N/R	N/R	
------------------------------------	-----	---	--------------------	---------------------	-------	------	-------	-----	-----	-----	--

**2009**

COMMANDER

V6 3.7L 226 CID	EKG	K	7045	27045 <sup>70</sup>	47045	2329	22329	N/R	N/R	N/R	
V8 4.7L 287 CID		N	1085 <sup>53</sup>	21085 <sup>70</sup>	41085	2329	22329	N/R	N/R	N/R	
V8 4.7L 287 CID Flex	EVE	P	7899	27899 <sup>70</sup>	47899	2329	22329	N/R	N/R	N/R	
V8 5.7L 345 CID	EZH	T	7899	27899 <sup>70</sup>	47899	2329	22329	N/R	N/R	N/R	
	EZH	T	7899	27899 <sup>70</sup>	47899	2329	22329	N/R	N/R	N/R	

COMPASS

L4 2.0L 199 <sup>8cc</sup> 122 CID	ECN	A	7060 <sup>53</sup>	27060 <sup>70</sup>	47060	9192	29192	4313	224313	4234313	3
L4 2.4L 236 <sup>0cc</sup> 144 CID	ED3	B	7060 <sup>53</sup>	27060 <sup>70</sup>	47060	9192	29192	4313	224313	4234313	3

GRAND CHEROKEE

V6 3.0L 298 <sup>5cc</sup> 182 CID Turbo Diesel	EXL	M	7062	27062	N/A	2329	22329	N/R	N/R	N/R	
V6 3.7L 226 CID	EKG	K	7045	27045 <sup>70</sup>	47045	2329	22329	4903	224903	N/A	2
V8 4.7L 287 CID Flex	EVE	P	7899	27899 <sup>70</sup>	47899	2329	22329	4903	224903	N/A	2
V8 5.7L 345 CID	EZH	T	7899	27899 <sup>70</sup>	47899	2329	22329	4903	224903	N/A	2
	EZH	T	7899	27899 <sup>70</sup>	47899	2329	22329	4903	224903	N/A	2
V8 6.1L 605 <sup>9cc</sup> 372 CID	ESF	W	7899	27899 <sup>70</sup>	47899	2329	22329	4903	224903	N/A	2

LIBERTY

V6 3.7L 226 CID	EKG	K	7045	27045 <sup>70</sup>	47045	9933	29933	9093	229093	N/A	1
-----------------	-----	---	------	---------------------	-------	------	-------	------	--------	-----	---

PATRIOT

L4 2.0L 199 <sup>8cc</sup> 122 CID	ECN	A	7060 <sup>53</sup>	27060 <sup>70</sup>	47060	9192	29192	4313	224313	4234313	3
L4 2.4L 236 <sup>0cc</sup> 144 CID	ED3	B	7060 <sup>53</sup>	27060 <sup>70</sup>	47060	9192	29192	4313	224313	4234313	3

WRANGLER

V6 3.8L 377 <sup>8cc</sup> 231 CID	EGT	1	1348 <sup>53</sup>	21348 <sup>70</sup>	41348	9018	29018	N/R	N/R	N/R	
------------------------------------	-----	---	--------------------	---------------------	-------	------	-------	-----	-----	-----	--

**2008**

COMMANDER

V6 3.7L 226 CID	EKG	K	1516 <sup>53</sup>	21516 <sup>70</sup>	41516	2329	22329	N/R	N/R	N/R	
V8 4.7L 287 CID		N	1085 <sup>53</sup>	21085 <sup>70</sup>	41085	2329	22329	N/R	N/R	N/R	
V8 4.7L 287 CID Flex	EVE	N	7899	27899 <sup>70</sup>	47899	2329	22329	N/R	N/R	N/R	
V8 5.7L 345 CID	EZH	2	7899	27899 <sup>70</sup>	47899	2329	22329	N/R	N/R	N/R	

COMPASS

L4 2.0L 199 <sup>8cc</sup> 122 CID	ECN	0	7060 <sup>53</sup>	27060 <sup>70</sup>	47060	9192	29192	4313	224313	4234313	3
L4 2.4L 236 <sup>0cc</sup> 144 CID	ED3	W	7060 <sup>53</sup>	27060 <sup>70</sup>	47060	9192	29192	4313	224313	4234313	3

GRAND CHEROKEE

V6 3.0L 298 <sup>5cc</sup> 182 CID Turbo Diesel	EXL	M	7062	27062	N/A	2329	22329	N/R	N/R	N/R	
V6 3.7L 226 CID	EKG	K	1516 <sup>53</sup>	21516 <sup>70</sup>	41516	2329	22329	4903	224903	N/A	2

N/A = Not Available N/R = Not Required N/S = Not Servicable For cabin air locator chart, see pages 5-12 See pages 13-16 for footnotes

1) ProSelect - Normal Driving - Traditional Change Intervals 2) NAPA Gold - Severe Driving - OE Recommended Intervals 3) NAPA Platinum - Harsh Driving - OE Recommend Intervals

N/A = Non disponible N/R = Non nécessaire N/S = Non réparable Voir le tableau des filtres et d'habitacle aux pages 5-12 Voir pages 13-16 pour des notes

1) NAPA ProSelect et Argent - Conduite normale - Intervalles normaux de remplacement 2) NAPA Or - Conduite difficile - Intervalles recommandés par FEO 3) NAPA Platine - Conduite très difficile - Intervalles recommandés par FEO

N/A = No disponible N/R = No requerido N/S = No Servicable Para el aire de la cabina y tabla de localización de filtro, consulte las páginas 5-12 Ver las páginas 13-16 para las notas al pie de página

1) NAPA ProSelect y Plata - Manejo normal - Intervalos normales de cambio 2) NAPA Oro - Manejo difícil - Intervalos recomendados por el OEM 3) NAPA Platino - Manejo muy difícil - Intervalos recomendados por el OEM

*Italicized Part Numbers May Not Be Available.*

Las piezas con números en *italicas* pueden no estar disponibles.  
Les numéros de pièce en *italiques* peuvent ne pas être disponibles.



## Pass Car Light Truck - Oil - Air - Cabin

JEEP 2008-2006

Year/Ano/Année Model/Modelo/Modèle Engine/Motor/Moteur	Eng. Code Código de motor Code moteur	VIN NIV NIV	GOLD Oil Aceite Huile	ProSelect Oil Aceite Huile	Platinum Oil Aceite Huile	GOLD Air Aire Air	ProSelect Air Aire Air	GOLD Cabin Air Cabina Aire Cabine Air	ProSelect Cabin Air Cabina Aire Cabine Air	Platinum Cabin Air Cabina Aire Cabine Air	Loc. Cabin Air Cabina Aire Cabine Air
--	---	-------------------	--------------------------------	-------------------------------------	------------------------------------	----------------------------	---------------------------------	--	---	--	--

## JEEP (Cont'd/Suite)

## 2008 (Cont'd/Suite)

## GRAND CHEROKEE (Cont'd/Suite)

V8 4.7L 287 CID		N	7899	27899 <sup>70</sup>	47899	2329	22329	4903	224903	N/A	2
V8 4.7L 287 CID Flex	EVE	N	7899	27899 <sup>70</sup>	47899	2329	22329	4903	224903	N/A	2
V8 5.7L 345 CID	EZB	2	7899	27899 <sup>70</sup>	47899	2329	22329	4903	224903	N/A	2
V8 6.1L 6059cc 372 CID	ESF	3	7899 <sup>53</sup>	27899 <sup>70</sup>	47899	2329	22329	4903	224903	N/A	2

## LIBERTY

V6 3.7L 226 CID	EKG	K	1516 <sup>53</sup>	21516 <sup>70</sup>	41516	9933	29933	9093	229093	N/A	1
-----------------	-----	---	--------------------	---------------------	-------	------	-------	------	--------	-----	---

## PATRIOT

L4 2.0L 1998cc 122 CID	ECN	0	7060 <sup>53</sup>	27060 <sup>70</sup>	47060	9192	29192	4313	224313	4234313	3
L4 2.4L 2360cc 144 CID	ED3	W	7060 <sup>53</sup>	27060 <sup>70</sup>	47060	9192	29192	4313	224313	4234313	3

## WRANGLER

V6 3.8L 3778cc 231 CID	EGT	1	1348 <sup>53</sup>	21348 <sup>70</sup>	41348	9018	29018	N/R	N/R	N/R	
------------------------	-----	---	--------------------	---------------------	-------	------	-------	-----	-----	-----	--

## 2007

## COMMANDER

V6 3.7L 226 CID	EKG	K	1516 <sup>53</sup>	21516 <sup>70</sup>	41516	2329	22329	N/R	N/R	N/R	
V8 4.7L 287 CID	EVA	N	1085 <sup>53</sup>	21085 <sup>70</sup>	41085	2329	22329	N/R	N/R	N/R	
V8 4.7L 287 CID Flex	EVD	P	1085 <sup>53</sup>	21085 <sup>70</sup>	41085	2329	22329	N/R	N/R	N/R	
V8 5.7L 345 CID	EZB	2	1085 <sup>53</sup>	21085 <sup>70</sup>	41085	2329	22329	N/R	N/R	N/R	

## COMPASS

L4 2.0L 1998cc 122 CID	ECN	0	7060 <sup>53</sup>	27060 <sup>70</sup>	47060	9192	29192	4578	224578	N/A	3
L4 2.4L 2360cc 144 CID	ED3	W	7060 <sup>53</sup>	27060 <sup>70</sup>	47060	9192	29192	4578	224578	N/A	3

## GRAND CHEROKEE

V6 3.0L 2985cc 182 CID Turbo Diesel	EXL	M	7062	27062	N/A	2329	22329	N/R	N/R	N/R	
V6 3.7L 226 CID	EKG	K	1516 <sup>53</sup>	21516 <sup>70</sup>	41516	2329	22329	4903	224903	N/A	2
V8 4.7L 287 CID	EVA	N	1085 <sup>53</sup>	21085 <sup>70</sup>	41085	2329	22329	4903	224903	N/A	2
V8 4.7L 287 CID Flex	EVD	P	1085 <sup>53</sup>	21085 <sup>70</sup>	41085	2329	22329	4903	224903	N/A	2
V8 5.7L 345 CID	EZB	2	1085 <sup>53</sup>	21085 <sup>70</sup>	41085	2329	22329	4903	224903	N/A	2
V8 6.1L 6059cc 372 CID	ESF	3	1085 <sup>53</sup>	21085 <sup>70</sup>	41085	2329	22329	4903	224903	N/A	2

## LIBERTY

V6 3.7L 226 CID	EKG	K	1516 <sup>53</sup>	21516 <sup>70</sup>	41516	2329	22329	N/R	N/R	N/R	
-----------------	-----	---	--------------------	---------------------	-------	------	-------	-----	-----	-----	--

## PATRIOT

L4 2.0L 1998cc 122 CID	ECN	0	7060 <sup>53</sup>	27060 <sup>70</sup>	47060	9192	29192	4313	224313	4234313	3
L4 2.4L 2360cc 144 CID	ED3	W	7060 <sup>53</sup>	27060 <sup>70</sup>	47060	9192	29192	4578	224578	N/A	3

## WRANGLER

V6 3.8L 3778cc 231 CID	EGT	1	1348 <sup>53</sup>	21348 <sup>70</sup>	41348	9018	29018	N/R	N/R	N/R	
------------------------	-----	---	--------------------	---------------------	-------	------	-------	-----	-----	-----	--

## 2006

## COMMANDER

V6 3.7L 226 CID	EKG	K	1516 <sup>53</sup>	21516 <sup>70</sup>	41516	2329	22329	N/R	N/R	N/R	
V8 4.7L 287 CID		N	1085 <sup>53</sup>	21085 <sup>70</sup>	41085	2329	22329	N/R	N/R	N/R	
V8 5.7L 345 CID		2	1085 <sup>53</sup>	21085 <sup>70</sup>	41085	2329	22329	N/R	N/R	N/R	

## GRAND CHEROKEE

V6 3.7L 226 CID	EKG	K	1516 <sup>53</sup>	21516 <sup>70</sup>	41516	2329	22329	4903	224903	N/A	2
V8 4.7L 287 CID		N	1085 <sup>53</sup>	21085 <sup>70</sup>	41085	2329	22329	4903	224903	N/A	2
V8 5.7L 345 CID		2	1085 <sup>53</sup>	21085 <sup>70</sup>	41085	2329	22329	4903	224903	N/A	2
V8 6.1L 6059cc 372 CID		3	1085 <sup>53</sup>	21085 <sup>70</sup>	41085	2329	22329	4903	224903	N/A	2

## LIBERTY

L4 2.8L 2768cc 171 CID Turbo Diesel		5	1516 <sup>53</sup>	21516 <sup>70</sup>	41516	2329	22329	N/R	N/R	N/R	
V6 3.7L 226 CID	EKG	K	1516 <sup>53</sup>	21516 <sup>70</sup>	41516	2329	22329	N/R	N/R	N/R	

N/A = Not Available N/R = Not Required N/S = Not Servicable For cabin air locator chart, see pages 5-12 See pages 13-16 for footnotes

1) ProSelect - Normal Driving - Traditional Change Intervals 2) NAPA Gold - Severe Driving - OE Recommended intervals 3) NAPA Platinum - Harsh Driving - OE Recommend Intervals

N/A = Non disponible N/R = Non nécessaire N/S = Non réparable Voir le tableau des filtres et d'habitacle aux pages 5-12 Voir pages 13-16 pour des notes

1) NAPA ProSelect et Argent - Conduite normale - Intervalles normaux de remplacement 2) NAPA Or - Conduite difficile - Intervalles recommandés par FEO 3) NAPA Platine - Conduite très difficile - Intervalles recommandés par FEO

N/A = No disponible N/R = No requerido N/S = No Servicable Para el aire de la cabina y tabla de localización de filtro, consulte las páginas 5-12 Ver las páginas 13-16 para las notas al pie de página

1) NAPA ProSelect y Plata - Manejo normal - Intervalles normales de cambio 2) NAPA Oro - Manejo difícil - Intervalles recomendados por el OEM 3) NAPA Platino - Manejo muy difícil - Intervalles recomendados por el OEM

*Italicized Part Numbers May Not Be Available.*Las piezas con números en *italicas* pueden no estar disponibles.Les numéros de pièce en *italiques* peuvent ne pas être disponibles.

Pass Car Light Truck Oil - Air - Cabin



JEEP 2006-2003

Pass Car Light Truck - Oil - Air - Cabin

Year/Año/Année Model/Modelo/Modèle Engine/Motor/Moteur	Eng. Code Código de motor Code moteur	VIN NIV NIV	GOLD Oil Aceite Huile	ProSelect Oil Aceite Huile	Platinum Oil Aceite Huile	GOLD Air Aire Air	ProSelect Air Aire Air	GOLD Cabin Air Cabina Aire Cabine Air	ProSelect Cabin Air Cabina Aire Cabine Air	Platinum Cabin Air Cabina Aire Cabine Air	Loc. Cabin Air Cabina Aire Cabine Air
--	---	-------------------	--------------------------------	-------------------------------------	------------------------------------	----------------------------	---------------------------------	--	---	--	--

JEEP (Cont'd/Suite)

**2006** (Cont'd/Suite)

TJ											
L4 2.4L 148 CID		1	1348 <sup>53</sup>	21348 <sup>70</sup>	41348	2156	22156	N/A	N/A	N/A	
L6 4.0L 242 CID		S	1085 <sup>53</sup>	21085 <sup>70</sup>	41085	6081	26081	N/A	N/A	N/A	
WRANGLER											
L4 2.4L 148 CID		1	1348 <sup>53</sup>	21348 <sup>70</sup>	41348	2156	22156	N/R	N/R	N/R	
L6 4.0L 242 CID		S	1085 <sup>53</sup>	21085 <sup>70</sup>	41085	6081	26081	N/R	N/R	N/R	

**2005**

GRAND CHEROKEE											
V6 3.7L 226 CID	EKG	K	1516 <sup>53</sup>	21516 <sup>70</sup>	41516	2329	22329	4903	224903	N/A	2
V8 4.7L 287 CID		N	1085 <sup>53</sup>	21085 <sup>70</sup>	41085	2329	22329	4903	224903	N/A	2
V8 5.7L 345 CID		2	1085 <sup>53</sup>	21085 <sup>70</sup>	41085	2329	22329	4903	224903	N/A	2
LIBERTY											
L4 2.4L 148 CID		1	1348 <sup>53</sup>	21348 <sup>70</sup>	41348	2156	22156	N/R	N/R	N/R	
L4 2.8L 276 <sup>8cc</sup> 171 CID Turbo Diesel		5	1516 <sup>53</sup>	21516 <sup>70</sup>	41516	2329	22329	N/R	N/R	N/R	
V6 3.7L 226 CID	EKG	K	1516 <sup>53</sup>	21516 <sup>70</sup>	41516	2329	22329	N/R	N/R	N/R	

TJ											
L4 2.4L 148 CID		1	1348 <sup>53</sup>	21348 <sup>70</sup>	41348	2156	22156	N/A	N/A	N/A	
L6 4.0L 242 CID		S	1085 <sup>53</sup>	21085 <sup>70</sup>	41085	6081	26081	N/A	N/A	N/A	
WRANGLER											
L4 2.4L 148 CID		1	1348 <sup>53</sup>	21348 <sup>70</sup>	41348	2156	22156	N/R	N/R	N/R	
L6 4.0L 242 CID		S	1085 <sup>53</sup>	21085 <sup>70</sup>	41085	6081	26081	N/R	N/R	N/R	

**2004**

GRAND CHEROKEE											
L6 4.0L 242 CID		S	1085 <sup>53</sup>	21085 <sup>70</sup>	41085	6213	26213	4903	224903	N/A	2
V8 4.7L 287 CID		J	1085 <sup>53</sup>	21085 <sup>70</sup>	41085	2190 High Output	N/A High Output	4903	224903	N/A	2
		N	1085 <sup>53</sup>	21085 <sup>70</sup>	41085	6213 Std.	26213 Std.	4903	224903	N/A	2
LIBERTY											
L4 2.4L 148 CID		1	1348 <sup>53</sup>	21348 <sup>70</sup>	41348	2156	22156	N/R	N/R	N/R	
V6 3.7L 226 CID	EKG	K	1516 <sup>53</sup>	21516 <sup>70</sup>	41516	2329	22329	N/R	N/R	N/R	

TJ											
L4 2.4L 148 CID		1	1348 <sup>53</sup>	21348 <sup>70</sup>	41348	2156	22156	N/A	N/A	N/A	
L6 4.0L 242 CID		S	1085 <sup>53</sup>	21085 <sup>70</sup>	41085	6081	26081	N/A	N/A	N/A	
WRANGLER											
L4 2.4L 148 CID		1	1348 <sup>53</sup>	21348 <sup>70</sup>	41348	2156	22156	N/R	N/R	N/R	
L6 4.0L 242 CID		S	1085 <sup>53</sup>	21085 <sup>70</sup>	41085	6081	26081	N/R	N/R	N/R	

**2003**

GRAND CHEROKEE											
L6 4.0L 242 CID		S	1085 <sup>53</sup>	21085 <sup>70</sup>	41085	6213	26213	4903	224903	N/A	2
V8 4.7L 287 CID		J	1085 <sup>53</sup>	21085 <sup>70</sup>	41085	2190 High Output	N/A High Output	4903	224903	N/A	2
		N	1085 <sup>53</sup>	21085 <sup>70</sup>	41085	6213 Std.	26213 Std.	4903	224903	N/A	2
LIBERTY											
L4 2.4L 148 CID		1	1348 <sup>53</sup>	21348 <sup>70</sup>	41348	2156	22156	N/R	N/R	N/R	
V6 3.7L 226 CID	EKG	K	1516 <sup>53</sup>	21516 <sup>70</sup>	41516	2329	22329	N/R	N/R	N/R	

TJ											
L4 2.4L 148 CID		1	1348 <sup>53</sup>	21348 <sup>70</sup>	41348	2156	22156	N/A	N/A	N/A	

N/A = Not Available N/R = Not Required N/S = Not Servicable For cabin air locator chart, see pages 5-12 See pages 13-16 for footnotes  
 1) ProSelect - Normal Driving - Traditional Change Intervals 2) NAPA Gold - Severe Driving - OE Recommended intervals 3) NAPA Platinum - Harsh Driving - OE Recommend Intervals  
 N/A = Non disponible N/R = Non nécessaire N/S = Non réparable Voir le tableau des filtres et d'habitacle aux pages 5-12 Voir pages 13-16 pour des notes  
 1) NAPA ProSelect et Argent - Conduite normale - Intervalles normaux de remplacement 2) NAPA Or - Conduite difficile - Intervalles recommandés par FEO 3) NAPA Platine - Conduite très difficile - Intervalles recommandés par FEO  
 N/A = No disponible N/R = No requerido N/S = No Servicable Para el aire de la cabina y tabla de localización de filtro, consulte las páginas 5-12 Ver las páginas 13-16 para las notas al pie de página  
 1) NAPA ProSelect y Plata - Manejo normal - Intervalos normales de cambio 2) NAPA Oro - Manejo difícil - Intervalos recomendados por el OEM 3) NAPA Platino - Manejo muy difícil - Intervalos recomendados por el OEM

*Italicized Part Numbers May Not Be Available.*  
 Las piezas con números en *italicas* pueden no estar disponibles.  
 Les numéros de pièce en *italiques* peuvent ne pas être disponibles.



Pass Car Light Truck - Oil - Air - Cabin

JEEP 2003 —  
KIA 2023

Year/Año/Année Model/Modelo/Modèle Engine/Motor/Moteur	Eng. Code Código de motor Code moteur	VIN NIV NIV	GOLD Oil Aceite Huile	ProSelect Oil Aceite Huile	Platinum Oil Aceite Huile	GOLD Air Aire Air	ProSelect Air Aire Air	GOLD Cabin Air Cabina Aire Cabine Air	ProSelect Cabin Air Cabina Aire Cabine Air	Platinum Cabin Air Cabina Aire Cabine Air	Loc. Cabin Air Cabina Aire Cabine Air
--	---	-------------------	--------------------------------	-------------------------------------	------------------------------------	----------------------------	---------------------------------	--	---	--	--

JEEP (Cont'd/Suite)

**2003** (Cont'd/Suite)

TJ (Cont'd/Suite)

L6 4.0L 242 CID		S	1085 <sup>53</sup>	21085 <sup>70</sup>	41085	6081	26081	N/A	N/A	N/A	
-----------------	--	---	--------------------	---------------------	-------	------	-------	-----	-----	-----	--

WRANGLER

L4 2.4L 148 CID		1	1348 <sup>53</sup>	21348 <sup>70</sup>	41348	2156	22156	N/R	N/R	N/R	
L6 4.0L 242 CID		S	1085 <sup>53</sup>	21085 <sup>70</sup>	41085	6081	26081	N/R	N/R	N/R	

**2002**

GRAND CHEROKEE

L6 4.0L 242 CID		S	1085 <sup>53</sup>	21085 <sup>70</sup>	41085	6213	26213	4903	224903	N/A	2
V8 4.7L 287 CID		J	1085 <sup>53</sup>	21085 <sup>70</sup>	41085	2190	N/A	4903	224903	N/A	2
		N	1085 <sup>53</sup>	21085 <sup>70</sup>	41085	High Output 6213 Std.	High Output 26213 Std.	4903	224903	N/A	2

LIBERTY

L4 2.4L 148 CID		1	1348 <sup>53</sup>	21348 <sup>70</sup>	41348	2156	22156	N/R	N/R	N/R	
V6 3.7L 226 CID	EKG	K	1516 <sup>53</sup>	21516 <sup>70</sup>	41516	2329	22329	N/R	N/R	N/R	

TJ

L4 2.5L 150 CID			1085 <sup>53</sup>	21085 <sup>70</sup>	41085	6081	26081	N/A	N/A	N/A	
L6 4.0L 242 CID			1085 <sup>53</sup>	21085 <sup>70</sup>	41085	6081	26081	N/A	N/A	N/A	

WRANGLER

L4 2.5L 150 CID		P	1085 <sup>53</sup>	21085 <sup>70</sup>	41085	6081	26081	N/R	N/R	N/R	
L6 4.0L 242 CID		S	1085 <sup>53</sup>	21085 <sup>70</sup>	41085	6081	26081	N/R	N/R	N/R	

**2001**

CHEROKEE

L6 4.0L 242 CID		S	1085 <sup>53</sup>	21085 <sup>70</sup>	41085	6077	26077	N/R	N/R	N/R	
-----------------	--	---	--------------------	---------------------	-------	------	-------	-----	-----	-----	--

GRAND CHEROKEE

L6 4.0L 242 CID		S	1085 <sup>53</sup>	21085 <sup>70</sup>	41085	6213	26213	4903	224903	N/A	2
V8 4.7L 287 CID		N	1085 <sup>53</sup>	21085 <sup>70</sup>	41085	6213	26213	4903	224903	N/A	2

TJ

L4 2.5L 150 CID			1085 <sup>53</sup>	21085 <sup>70</sup>	41085	6081	26081	N/A	N/A	N/A	
L6 4.0L 242 CID			1085 <sup>53</sup>	21085 <sup>70</sup>	41085	6081	26081	N/A	N/A	N/A	

WRANGLER

L4 2.5L 150 CID		P	1085 <sup>53</sup>	21085 <sup>70</sup>	41085	6081	26081	N/R	N/R	N/R	
L6 4.0L 242 CID		S	1085 <sup>53</sup>	21085 <sup>70</sup>	41085	6081	26081	N/R	N/R	N/R	

KIA

**2023**

Carnival

V6 3.5L 3500CC 214CID			100657	N/A	N/A	201090	2201090	N/A	N/A	N/A	
-----------------------	--	--	--------	-----	-----	--------	---------	-----	-----	-----	--

FORTE

L4 2.0L 1999cc 122 CID			1334 <sup>53</sup>	21334 <sup>70</sup>	41334	200420	2200420	230319	N/A	N/A	
------------------------	--	--	--------------------	---------------------	-------	--------	---------	--------	-----	-----	--

FORTE 5

L4 1.6L 1591CC 97CID Turbo			1334 <sup>53</sup>	21334 <sup>70</sup>	41334	200420	2200420	230319	N/A	N/A	
L4 2.0L 1999CC 122CID			1334 <sup>53</sup>	21334 <sup>70</sup>	41334	200420	2200420	230319	N/A	N/A	

FORTE GT

L4 1.6L 1600CC 98CID Turbo			1334 <sup>53</sup>	21334 <sup>70</sup>	41334	200420	2200420	230319	N/A	N/A	
----------------------------	--	--	--------------------	---------------------	-------	--------	---------	--------	-----	-----	--

K5

L4 1.6L 1600CC 98CID Turbo						201090	2201090	N/A	N/A	N/A	
L4 2.5L 2497CC 153CID Turbo						201090	2201090	N/A	N/A	N/A	

NIRO

ELECTRIC Electric			N/S	N/S	N/A	N/S	N/S	232064	N/A	N/A	
-------------------	--	--	-----	-----	-----	-----	-----	--------	-----	-----	--

N/A = Not Available N/R = Not Required N/S = Not Servicable For cabin air locator chart, see pages 5-12 See pages 13-16 for footnotes

1) ProSelect - Normal Driving - Traditional Change Intervals 2) NAPA Gold - Severe Driving - OE Recommended intervals 3) NAPA Platinum - Harsh Driving - OE Recommend Intervals

N/A = Non disponible N/R = Non nécessaire N/S = Non réparable Voir le tableau des filtres et d'habitacle aux pages 5-12 Voir pages 13-16 pour des notes

1) NAPA ProSelect et Argent - Conduite normale - Intervalles normaux de remplacement 2) NAPA Or - Conduite difficile - Intervalles recommandés par FEO 3) NAPA Platine - Conduite très difficile - Intervalles recommandés par FEO

N/A = No disponible N/R = No requerido N/S = No Servicable Para el aire de la cabina y tabla de localización de filtro, consulte las páginas 5-12 Ver las páginas 13-16 para las notas al pie de página

1) NAPA ProSelect y Plata - Manejo normal - Intervalles normales de cambio 2) NAPA Oro - Manejo difícil - Intervalles recomendados por el OEM 3) NAPA Platino - Manejo muy difícil - Intervalles recomendados por el OEM

*Italicized Part Numbers May Not Be Available.*

Las piezas con números en *italicas* pueden no estar disponibles.

Les numéros de pièce en *italiques* peuvent ne pas être disponibles.

P  
a  
s  
s  
C  
a  
r  
L  
i  
g  
h  
t  
T  
r  
u  
c  
k  
O  
i  
l  
-  
A  
i  
r  
-  
C  
a  
b  
i  
n



KIA 2023-2022

Pass Car Light Truck - Oil - Air - Cabin

Year/Año/Année Model/Modelo/Modele Engine/Motor/Moteur	Eng. Code Código de motor Code moteur	VIN NIV NIV	GOLD Oil Aceite Huile	ProSelect Oil Aceite Huile	Platinum Oil Aceite Huile	GOLD Air Aire Air	ProSelect Air Aire Air	GOLD Cabin Air Cabina Aire Cabine Air	ProSelect Cabin Air Cabina Aire Cabine Air	Platinum Cabin Air Cabina Aire Cabine Air	Loc. Cabin Air Cabina Aire Cabine Air
--	---	-------------------	--------------------------------	-------------------------------------	------------------------------------	----------------------------	---------------------------------	--	---	--	--

## KIA (Cont'd/Suite)

**2023** (Cont'd/Suite)

## NIRO (Cont'd/Suite)

L4 1.6L Electric/Gas			1334 <sup>53</sup>	21334 <sup>70</sup>	41334	200770	N/A	232064	N/A	N/A	
----------------------	--	--	--------------------	---------------------	-------	--------	-----	--------	-----	-----	--

RIO											
-----	--	--	--	--	--	--	--	--	--	--	--

L4 1.6L 1600CC 98CID						200835	N/A	230319	N/A	N/A	3
----------------------	--	--	--	--	--	--------	-----	--------	-----	-----	---

RIO 5											
-------	--	--	--	--	--	--	--	--	--	--	--

L4 1.6L 1600CC 98CID						200835	N/A	230319	N/A	N/A	3
----------------------	--	--	--	--	--	--------	-----	--------	-----	-----	---

SELTOS											
--------	--	--	--	--	--	--	--	--	--	--	--

L4 1.6L 1600CC 98CID Turbo			1334 <sup>53</sup>	21334 <sup>70</sup>	41334	201222	N/A	230265	2230265	N/A	
----------------------------	--	--	--------------------	---------------------	-------	--------	-----	--------	---------	-----	--

L4 2.0L 1999CC 122CID			1334 <sup>53</sup>	21334 <sup>70</sup>	41334	201222	N/A	230265	2230265	N/A	
-----------------------	--	--	--------------------	---------------------	-------	--------	-----	--------	---------	-----	--

SORENTO											
---------	--	--	--	--	--	--	--	--	--	--	--

L4 2.5L 2497CC 152CID	G2.5GDi					201090	2201090	N/A	N/A	N/A	
-----------------------	---------	--	--	--	--	--------	---------	-----	-----	-----	--

L4 2.5L 2497CC 153CID Turbo						201090	2201090	N/A	N/A	N/A	
-----------------------------	--	--	--	--	--	--------	---------	-----	-----	-----	--

SORENTO Hybrid											
----------------	--	--	--	--	--	--	--	--	--	--	--

L4 1.6L 1600CC 98CID Turbo						201259	N/A	N/A	N/A	N/A	
----------------------------	--	--	--	--	--	--------	-----	-----	-----	-----	--

SOUL											
------	--	--	--	--	--	--	--	--	--	--	--

L4 2.0L 1999cc 122 CID			1334 <sup>53</sup>	21334 <sup>70</sup>	41334	200420	2200420	230265	2230265	N/A	3
------------------------	--	--	--------------------	---------------------	-------	--------	---------	--------	---------	-----	---

SPORTAGE											
----------	--	--	--	--	--	--	--	--	--	--	--

L4 2.5L 2497CC 152CID	G2.5GDi					N/A	N/A	N/A	N/A	N/A	
-----------------------	---------	--	--	--	--	-----	-----	-----	-----	-----	--

SPORTAGE Hybrid											
-----------------	--	--	--	--	--	--	--	--	--	--	--

L4 1.6L 1600CC 98CID Turbo						201259	N/A	N/A	N/A	N/A	
----------------------------	--	--	--	--	--	--------	-----	-----	-----	-----	--

Stinger											
---------	--	--	--	--	--	--	--	--	--	--	--

L4 2.5L 2497CC 153CID Turbo			100748	N/A	N/A	200834	N/A	230367	N/A	N/A	
-----------------------------	--	--	--------	-----	-----	--------	-----	--------	-----	-----	--

V6 3.3L 3342CC Turbo			100237	2100237	N/A	200837 Right 200838 Left	N/A N/A Right N/A Left	230367	N/A	N/A	
----------------------	--	--	--------	---------	-----	-----------------------------------	------------------------------------	--------	-----	-----	--

Telluride											
-----------	--	--	--	--	--	--	--	--	--	--	--

V6 3.8L 3800CC 232CID			100033	2100033	4100033	200271	2200271	230367	N/A	N/A	
-----------------------	--	--	--------	---------	---------	--------	---------	--------	-----	-----	--

**2022**

Carnival											
----------	--	--	--	--	--	--	--	--	--	--	--

V6 3.5L 3500CC 214CID			100657	N/A	N/A	201090	2201090	N/A	N/A	N/A	
-----------------------	--	--	--------	-----	-----	--------	---------	-----	-----	-----	--

FORTE											
-------	--	--	--	--	--	--	--	--	--	--	--

L4 2.0L 1999cc 122 CID			1334 <sup>53</sup>	21334 <sup>70</sup>	41334	200420	2200420	230319	N/A	N/A	
------------------------	--	--	--------------------	---------------------	-------	--------	---------	--------	-----	-----	--

FORTE 5											
---------	--	--	--	--	--	--	--	--	--	--	--

L4 1.6L 1591CC 97CID Turbo			1334 <sup>53</sup>	21334 <sup>70</sup>	41334	200420	2200420	230319	N/A	N/A	
----------------------------	--	--	--------------------	---------------------	-------	--------	---------	--------	-----	-----	--

L4 2.0L 1999CC 122CID			1334 <sup>53</sup>	21334 <sup>70</sup>	41334	200420	2200420	230319	N/A	N/A	
-----------------------	--	--	--------------------	---------------------	-------	--------	---------	--------	-----	-----	--

FORTE GT											
----------	--	--	--	--	--	--	--	--	--	--	--

L4 1.6L 1600CC 98CID Turbo			1334 <sup>53</sup>	21334 <sup>70</sup>	41334	200420	2200420	230319	N/A	N/A	
----------------------------	--	--	--------------------	---------------------	-------	--------	---------	--------	-----	-----	--

K5											
----	--	--	--	--	--	--	--	--	--	--	--

L4 1.6L 1600CC 98CID Turbo						201090	2201090	N/A	N/A	N/A	
----------------------------	--	--	--	--	--	--------	---------	-----	-----	-----	--

L4 2.5L 2497CC 153CID Turbo						201090	2201090	N/A	N/A	N/A	
-----------------------------	--	--	--	--	--	--------	---------	-----	-----	-----	--

NIRO											
------	--	--	--	--	--	--	--	--	--	--	--

ELECTRIC Electric			N/S	N/S	N/A	N/S	N/S	232064	N/A	N/A	
-------------------	--	--	-----	-----	-----	-----	-----	--------	-----	-----	--

L4 1.6L Electric/Gas			1334 <sup>53</sup>	21334 <sup>70</sup>	41334	200770	N/A	232064	N/A	N/A	
----------------------	--	--	--------------------	---------------------	-------	--------	-----	--------	-----	-----	--

RIO											
-----	--	--	--	--	--	--	--	--	--	--	--

L4 1.6L 1600CC 98CID						200835	N/A	230319	N/A	N/A	3
----------------------	--	--	--	--	--	--------	-----	--------	-----	-----	---

RIO 5											
-------	--	--	--	--	--	--	--	--	--	--	--

L4 1.6L 1600CC 98CID						200835	N/A	230319	N/A	N/A	3
----------------------	--	--	--	--	--	--------	-----	--------	-----	-----	---

SELTOS											
--------	--	--	--	--	--	--	--	--	--	--	--

L4 1.6L 1600CC 98CID Turbo			1334 <sup>53</sup>	21334 <sup>70</sup>	41334	201222	N/A	230265	2230265	N/A	
----------------------------	--	--	--------------------	---------------------	-------	--------	-----	--------	---------	-----	--

N/A = Not Available N/R = Not Required N/S = Not Servicable For cabin air locator chart, see pages 5-12 See pages 13-16 for footnotes

1) ProSelect - Normal Driving - Traditional Change Intervals 2) NAPA Gold - Severe Driving - OE Recommended intervals 3) NAPA Platinum - Harsh Driving - OE Recommend Intervals

N/A = Non disponible N/R = Non nécessaire N/S = Non réparable Voir le tableau des filtres et d'habitacle aux pages 5-12 Voir pages 13-16 pour des notes

1) NAPA ProSelect et Argent - Conduite normale - Intervalles normaux de remplacement 2) NAPA Or - Conduite difficile - Intervalles recommandés par FEO 3) NAPA Platine - Conduite très difficile - Intervalles recommandés par FEO

N/A = No disponible N/R = No requerido N/S = No Servicable Para el aire de la cabina y tabla de localización de filtro, consulte las páginas 5-12 Ver las páginas 13-16 para las notas al pie de página

1) NAPA ProSelect y Plata - Manejo normal - Intervalos normales de cambio 2) NAPA Oro - Manejo difícil - Intervalos recomendados por el OEM 3) NAPA Platino - Manejo muy difícil - Intervalos recomendados por el OEM

*Italicized Part Numbers May Not Be Available.*Las piezas con números en *italicas* pueden no estar disponibles.  
Les numéros de pièce en *italiques* peuvent ne pas être disponibles.





## Pass Car Light Truck - Oil - Air - Cabin

KIA 2022-2021

Year/Año/Année Model/Modelo/Modèle Engine/Motor/Moteur	Eng. Code Código de motor Code moteur	VIN NIV NIV	GOLD Oil Aceite Huile	ProSelect Oil Aceite Huile	Platinum Oil Aceite Huile	GOLD Air Aire Air	ProSelect Air Aire Air	GOLD Cabin Air Cabina Aire Cabine Air	ProSelect Cabin Air Cabina Aire Cabine Air	Platinum Cabin Air Cabina Aire Cabine Air	Loc. Cabin Air Cabina Aire Cabine Air
--	---	-------------------	--------------------------------	-------------------------------------	------------------------------------	----------------------------	---------------------------------	--	---	--	--

## KIA (Cont'd/Suite)

2022 (Cont'd/Suite)

## SELTOS (Cont'd/Suite)

L4 2.0L 1999CC 122CID			1334 <sup>53</sup>	21334 <sup>70</sup>	41334	201222	N/A	230265	2230265	N/A	
-----------------------	--	--	--------------------	---------------------	-------	--------	-----	--------	---------	-----	--

## SORENTO

L4 2.5L 2497CC 153CID Turbo						201090	2201090	N/A	N/A	N/A	
-----------------------------	--	--	--	--	--	--------	---------	-----	-----	-----	--

## SORENTO Hybrid

L4 1.6L 1600CC 98CID Turbo						201259	N/A	N/A	N/A	N/A	
----------------------------	--	--	--	--	--	--------	-----	-----	-----	-----	--

## SOUL

L4 1.6L 1591cc Turbo			1334 <sup>53</sup>	21334 <sup>70</sup>	41334	200420	2200420	230265	2230265	N/A	3
L4 2.0L 1999cc 122 CID			1334 <sup>53</sup>	21334 <sup>70</sup>	41334	200420	2200420	230265	2230265	N/A	3

## SPORTAGE

L4 2.0L 1998cc 122 CID Turbo			1334 <sup>53</sup>	21334 <sup>70</sup>	41334	200335	2200335	230265	2230265	N/A	3
L4 2.4L 2359cc		C	1334 <sup>53</sup>	21334 <sup>70</sup>	41334	200335	2200335	230265	2230265	N/A	3

## Stinger

L4 2.5L 2497CC 153CID Turbo			100748	N/A	N/A	200834	N/A	230367	N/A	N/A	
V6 3.3L 3342CC Turbo			100237	2100237	N/A	200837 Right 200838 Left	N/A N/A Right N/A Left	230367	N/A	N/A	

## Telluride

V6 3.8L 3800CC 232CID			100033	2100033	4100033	200271	2200271	230367	N/A	N/A	
-----------------------	--	--	--------	---------	---------	--------	---------	--------	-----	-----	--

2021

## CADENZA

V6 3.3L 3342cc			100033	2100033	4100033	200698	N/A	N/A	N/A	N/A	
----------------	--	--	--------	---------	---------	--------	-----	-----	-----	-----	--

## FORTE

L4 2.0L 1999cc 122 CID			1334 <sup>53</sup>	21334 <sup>70</sup>	41334	200420	2200420	230319	N/A	N/A	
------------------------	--	--	--------------------	---------------------	-------	--------	---------	--------	-----	-----	--

## FORTE GT

L4 1.6L 1600CC 98CID Turbo			1334 <sup>53</sup>	21334 <sup>70</sup>	41334	200420	2200420	230319	N/A	N/A	
----------------------------	--	--	--------------------	---------------------	-------	--------	---------	--------	-----	-----	--

## K5

L4 1.6L 1600CC 98CID Turbo						201090	2201090	N/A	N/A	N/A	
L4 2.5L 2497CC 153CID Turbo						201090	2201090	N/A	N/A	N/A	

## K900

V6 3.3L 3342CC Turbo			100237	2100237	N/A	200070 Left 200237 Right	N/A Left N/A Right	N/A	N/A	N/A	
V6 3.8L 3778cc			7029	27029	N/A	9004	29004	230276	N/A	N/A	
V8 5.0L 5038cc			7029	27029	N/A	9004 Left 9650 Right	29004 Left N/A Right	230276	N/A	N/A	

## NIRO

ELECTRIC Electric								232064	N/A	N/A	
L4 1.6L Electric/Gas			1334 <sup>53</sup>	21334 <sup>70</sup>	41334	200770	N/A	232064	N/A	N/A	

## RIO

L4 1.6L 1600CC 98CID						200835	N/A	230319	N/A	N/A	3
----------------------	--	--	--	--	--	--------	-----	--------	-----	-----	---

## SEDONA

V6 3.3L 3342cc			100033	2100033	4100033	200271	2200271	N/A	N/A	N/A	
----------------	--	--	--------	---------	---------	--------	---------	-----	-----	-----	--

## SELTOS

L4 1.6L 1600CC 98CID Turbo			1334 <sup>53</sup>	21334 <sup>70</sup>	41334	201222	N/A	230265	2230265	N/A	
L4 2.0L 1999CC 122CID			1334 <sup>53</sup>	21334 <sup>70</sup>	41334	201222	N/A	230265	2230265	N/A	

## SORENTO

L4 2.5L 2497CC 152CID	G2.5GDi					201090	2201090	N/A	N/A	N/A	
-----------------------	---------	--	--	--	--	--------	---------	-----	-----	-----	--

N/A = Not Available N/R = Not Required N/S = Not Servicable For cabin air locator chart, see pages 5-12 See pages 13-16 for footnotes

1) ProSelect - Normal Driving - Traditional Change Intervals 2) NAPA Gold - Severe Driving - OE Recommended intervals 3) NAPA Platinum - Harsh Driving - OE Recommend Intervals

N/A = Non disponible N/R = Non nécessaire N/S = Non réparable Voir le tableau des filtres et d'habitacle aux pages 5-12 Voir pages 13-16 pour des notes

1) NAPA ProSelect et Argent - Conduite normale - Intervalles normaux de remplacement 2) NAPA Or - Conduite difficile - Intervalles recommandés par FEO 3) NAPA Platine - Conduite très difficile - Intervalles recommandés par FEO

N/A = No disponible N/R = No requerido N/S = No Servicable Para el aire de la cabina y tabla de localización de filtro, consulte las páginas 5-12 Ver las páginas 13-16 para las notas al pie de página

1) NAPA ProSelect y Plata - Manejo normal - Intervalles normales de cambio 2) NAPA Oro - Manejo difícil - Intervalles recomendados por el OEM 3) NAPA Platino - Manejo muy difícil - Intervalles recomendados por el OEM

Italicized Part Numbers May Not Be Available.

Las piezas con números en *italicas* pueden no estar disponibles.Les numéros de pièce en *italiques* peuvent ne pas être disponibles.P  
a  
s  
s  
C  
a  
r  
L  
i  
g  
h  
t  
T  
r  
u  
c  
k  
O  
i  
l  
-  
A  
i  
r  
-  
C  
a  
b  
i  
n



KIA 2021-2020

Pass Car Light Truck - Oil - Air - Cabin

Year/Año/Année Model/Modelo/Modèle Engine/Motor/Moteur	Eng. Code Código de motor Code moteur	VIN NIV NIV	GOLD Oil Aceite Huile	ProSelect Oil Aceite Huile	Platinum Oil Aceite Huile	GOLD Air Aire Air	ProSelect Air Aire Air	GOLD Cabin Air Cabina Aire Cabine Air	ProSelect Cabin Air Cabina Aire Cabine Air	Platinum Cabin Air Cabina Aire Cabine Air	Loc. Cabin Air Cabina Aire Cabine Air
--	---	-------------------	--------------------------------	-------------------------------------	------------------------------------	----------------------------	---------------------------------	--	---	--	--

## KIA (Cont'd/Suite)

## 2021 (Cont'd/Suite)

## SORENTO (Cont'd/Suite)

L4 2.5L 2497CC 153CID Turbo						201090	2201090	N/A	N/A	N/A	
-----------------------------	--	--	--	--	--	--------	---------	-----	-----	-----	--

## SORENTO Hybrid

L4 1.6L 1600CC 98CID Turbo						201259	N/A	N/A	N/A	N/A	
----------------------------	--	--	--	--	--	--------	-----	-----	-----	-----	--

## SOUL

L4 1.6L 1591cc Turbo			1334 <sup>53</sup>	21334 <sup>70</sup>	41334	200420	2200420	230265	2230265	N/A	3
L4 2.0L 1999cc 122 CID			1334 <sup>53</sup>	21334 <sup>70</sup>	41334	200420	2200420	230265	2230265	N/A	3

## SOUL EV

Electric Motor			N/S	N/S	N/A	N/S	N/S	230265	2230265	N/A	
----------------	--	--	-----	-----	-----	-----	-----	--------	---------	-----	--

## SPORTAGE

L4 2.0L 1998cc 122 CID Turbo			1334 <sup>53</sup>	21334 <sup>70</sup>	41334	200335	2200335	230265	2230265	N/A	3
L4 2.4L 2359cc		C	1334 <sup>53</sup>	21334 <sup>70</sup>	41334	200335	2200335	230265	2230265	N/A	3

## Stinger

L4 2.0L 1998cc Turbo			1334 <sup>53</sup>	21334 <sup>70</sup>	41334	200834	N/A	230367	N/A	N/A	
V6 3.3L 3342CC Turbo			100237	2100237	N/A	200837 Right 200838 Left	N/A N/A Right N/A Left	230367	N/A	N/A	

## Telluride

V6 3.8L 3800CC 232CID			100033	2100033	4100033	200271	2200271	230367	N/A	N/A	
-----------------------	--	--	--------	---------	---------	--------	---------	--------	-----	-----	--

## 2020

## CADENZA

V6 3.3L 3342cc			100033	2100033	4100033	200698	N/A	N/A	N/A	N/A	
----------------	--	--	--------	---------	---------	--------	-----	-----	-----	-----	--

## FORTE

L4 2.0L 1999cc 122 CID			1334 <sup>53</sup>	21334 <sup>70</sup>	41334	200420	2200420	230319	N/A	N/A	
------------------------	--	--	--------------------	---------------------	-------	--------	---------	--------	-----	-----	--

## FORTE GT

L4 1.6L 1600CC 98CID Turbo			1334 <sup>53</sup>	21334 <sup>70</sup>	41334	200420	2200420	230319	N/A	N/A	
----------------------------	--	--	--------------------	---------------------	-------	--------	---------	--------	-----	-----	--

## K900

V6 3.3L 3342CC Turbo			100237	2100237	N/A	200070 Left 200237 Right	N/A Left N/A Right	N/A	N/A	N/A	
V6 3.8L 3778cc			7029	27029	N/A	9004	29004	230276	N/A	N/A	
V8 5.0L 5038cc			7029	27029	N/A	9004 Left 9650 Right	29004 Left N/A Right	230276	N/A	N/A	

## NIRO

ELECTRIC Electric								232064	N/A	N/A	
L4 1.6L Electric/Gas			1334 <sup>53</sup>	21334 <sup>70</sup>	41334	200770	N/A	232064	N/A	N/A	

## OPTIMA

L4 1.6L 1591CC 97CID Turbo			1334 <sup>53</sup>	21334 <sup>70</sup>	41334	200301	2200301	230275	N/A	N/A	3
L4 2.0L 1998cc 122 CID Turbo			1334 <sup>53</sup>	21334 <sup>70</sup>	41334	200301	2200301	230275	N/A	N/A	3
L4 2.4L 2359cc		7	1334 <sup>53</sup>	21334 <sup>70</sup>	41334	200127	2200127	230275	N/A	N/A	3

## OPTIMA HYBRID

L4 2.0L 1999cc 122 CID Electric/Gas			1334 <sup>53</sup>	21334 <sup>70</sup>	41334	200127	2200127	230275	N/A	N/A	3
-------------------------------------	--	--	--------------------	---------------------	-------	--------	---------	--------	-----	-----	---

## RIO

L4 1.6L 1600CC 98CID						200835	N/A	230319	N/A	N/A	3
----------------------	--	--	--	--	--	--------	-----	--------	-----	-----	---

## SEDONA

V6 3.3L 3342cc			100033	2100033	4100033	200271	2200271	N/A	N/A	N/A	
----------------	--	--	--------	---------	---------	--------	---------	-----	-----	-----	--

## SORENTO

L4 2.4L 2351cc			1334 <sup>53</sup>	21334 <sup>70</sup>	41334	200271	2200271	230370	2230207	N/A	
----------------	--	--	--------------------	---------------------	-------	--------	---------	--------	---------	-----	--

N/A = Not Available N/R = Not Required N/S = Not Servicable For cabin air locator chart, see pages 5-12 See pages 13-16 for footnotes

1) ProSelect - Normal Driving - Traditional Change Intervals 2) NAPA Gold - Severe Driving - OE Recommended intervals 3) NAPA Platinum - Harsh Driving - OE Recommend Intervals

N/A = Non disponible N/R = Non nécessaire N/S = Non réparable Voir le tableau des filtres et d'habitacle aux pages 5-12 Voir pages 13-16 pour des notes

1) NAPA ProSelect et Argent - Conduite normale - Intervalles normaux de remplacement 2) NAPA Or - Conduite difficile - Intervalles recommandés par FEO 3) NAPA Platine - Conduite très difficile - Intervalles recommandés par FEO

N/A = No disponible N/R = No requerido N/S = No Servicable Para el aire de la cabina y tabla de localización de filtro, consulte las páginas 5-12 Ver las páginas 13-16 para las notas al pie de página

1) NAPA ProSelect y Plata - Manejo normal - Intervalos normales de cambio 2) NAPA Oro - Manejo difícil - Intervalos recomendados por el OEM 3) NAPA Platino - Manejo muy difícil - Intervalos recomendados por el OEM

*Italicized Part Numbers May Not Be Available.*

Las piezas con números en *italicas* pueden no estar disponibles.  
Les numéros de pièce en *italiques* peuvent ne pas être disponibles.



Pass Car Light Truck - Oil - Air - Cabin

KIA 2020-2019

Year/Año/Année Model/Modelo/Modèle Engine/Motor/Moteur	Eng. Code Código de motor Code moteur	VIN NIV NIV	GOLD Oil Aceite Huile	ProSelect Oil Aceite Huile	Platinum Oil Aceite Huile	GOLD Air Air Air	ProSelect Air Air Air	GOLD Cabin Air Cabina Aire Cabine Air	ProSelect Cabin Air Cabina Aire Cabine Air	Platinum Cabin Air Cabina Aire Cabine Air	Loc. Cabin Air Cabina Aire Cabine Air
--	---	-------------------	--------------------------------	-------------------------------------	------------------------------------	---------------------------	--------------------------------	--	---	--	--

KIA (Cont'd/Suite)

**2020** (Cont'd/Suite)

**SORENTO (Cont'd/Suite)**

V6 3.3L 3345cc			100033	2100033	4100033	200271	2200271	230370	2230207	N/A	
----------------	--	--	--------	---------	---------	--------	---------	--------	---------	-----	--

**SOUL**

L4 1.6L 1591cc Turbo			1334 <sup>53</sup>	21334 <sup>70</sup>	41334	200420	2200420	230265	2230265	N/A	3
L4 2.0L 1999cc 122 CID			1334 <sup>53</sup>	21334 <sup>70</sup>	41334	200420	2200420	230265	2230265	N/A	3

**SOUL EV**

81 kW Electric Motor								230178	2230178	N/A	
----------------------	--	--	--	--	--	--	--	--------	---------	-----	--

**SPORTAGE**

L4 2.0L 1998cc 122 CID Turbo			1334 <sup>53</sup>	21334 <sup>70</sup>	41334	200335	2200335	230265	2230265	N/A	3
L4 2.4L 2359cc		C	1334 <sup>53</sup>	21334 <sup>70</sup>	41334	200335	2200335	230265	2230265	N/A	3

**Stinger**

L4 2.0L 1998cc Turbo			1334 <sup>53</sup>	21334 <sup>70</sup>	41334	200834	N/A	230367	N/A	N/A	
V6 3.3L 3342CC Turbo			100237	2100237	N/A	200837 Right 200838 Left	N/A Right N/A Left	230367	N/A	N/A	

**Telluride**

V6 3.8L 3800CC 232CID			100033	2100033	4100033	200271	2200271	230367	N/A	N/A	
-----------------------	--	--	--------	---------	---------	--------	---------	--------	-----	-----	--

**2019**

**CADENZA**

V6 3.3L 3342cc			100033	2100033	4100033	200698	N/A	N/A	N/A	N/A	
----------------	--	--	--------	---------	---------	--------	-----	-----	-----	-----	--

**FORTE**

L4 2.0L 1999cc 122 CID			1334 <sup>53</sup>	21334 <sup>70</sup>	41334	200420	2200420	230319	N/A	N/A	
------------------------	--	--	--------------------	---------------------	-------	--------	---------	--------	-----	-----	--

**K900**

V6 3.3L 3342CC Turbo			100237	2100237	N/A	200070 Left 200237 Right	N/A Left N/A Right	N/A	N/A	N/A	
V6 3.8L 3778cc			7029	27029	N/A	9004	29004	230276	N/A	N/A	
V8 5.0L 5038cc			7029	27029	N/A	9004 Left 9650 Right	29004 Left N/A Right	230276	N/A	N/A	

**NIRO**

L4 1.6L Electric/Gas			1334 <sup>53</sup>	21334 <sup>70</sup>	41334	200770	N/A	232064	N/A	N/A	
----------------------	--	--	--------------------	---------------------	-------	--------	-----	--------	-----	-----	--

**Niro EV**

Electric Motor								232064	N/A	N/A	
----------------	--	--	--	--	--	--	--	--------	-----	-----	--

**OPTIMA**

L4 1.6L 1591CC 97CID Turbo			1334 <sup>53</sup>	21334 <sup>70</sup>	41334	200301	2200301	230275	N/A	N/A	3
L4 2.0L 1998cc 122 CID Turbo			1334 <sup>53</sup>	21334 <sup>70</sup>	41334	200301	2200301	230275	N/A	N/A	3
L4 2.4L 2359cc		7	1334 <sup>53</sup>	21334 <sup>70</sup>	41334	200127	2200127	230275	N/A	N/A	3

**OPTIMA HYBRID**

L4 2.0L 1999cc 122 CID Electric/Gas			1334 <sup>53</sup>	21334 <sup>70</sup>	41334	200127	2200127	230275	N/A	N/A	3
-------------------------------------	--	--	--------------------	---------------------	-------	--------	---------	--------	-----	-----	---

**RIO**

L4 1.6L 1591cc 97 CID	G4FD		1334 <sup>53</sup>	21334 <sup>70</sup>	41334	200835	N/A	230319	N/A	N/A	3
-----------------------	------	--	--------------------	---------------------	-------	--------	-----	--------	-----	-----	---

**SEDONA**

V6 3.3L 3342cc			100033	2100033	4100033	200271	2200271	N/A	N/A	N/A	
----------------	--	--	--------	---------	---------	--------	---------	-----	-----	-----	--

**SORENTO**

L4 2.4L 2351cc			1334 <sup>53</sup>	21334 <sup>70</sup>	41334	200271	2200271	230370	2230207	N/A	
V6 3.3L 3345cc			100033	2100033	4100033	200271	2200271	230370	2230207	N/A	

**SOUL**

L4 1.6L 1591cc Turbo			1334 <sup>53</sup>	21334 <sup>70</sup>	41334	9022	29022	230178	2230178	N/A	3
----------------------	--	--	--------------------	---------------------	-------	------	-------	--------	---------	-----	---

N/A = Not Available N/R = Not Required N/S = Not Servicable For cabin air locator chart, see pages 5-12 See pages 13-16 for footnotes

1) ProSelect - Normal Driving - Traditional Change Intervals 2) NAPA Gold - Severe Driving - OE Recommended intervals 3) NAPA Platinum - Harsh Driving - OE Recommend Intervals

N/A = Non disponible N/R = Non nécessaire N/S = Non réparable Voir le tableau des filtres et d'habitacle aux pages 5-12 Voir pages 13-16 pour des notes

1) NAPA ProSelect et Argent - Conduite normale - Intervalles normaux de remplacement 2) NAPA Or - Conduite difficile - Intervalles recommandés par FEO 3) NAPA Platine - Conduite très difficile - Intervalles recommandés par FEO

N/A = No disponible N/R = No requerido N/S = No Servicable Para el aire de la cabina y tabla de localización de filtro, consulte las páginas 5-12 Ver las páginas 13-16 para las notas al pie de página

1) NAPA ProSelect y Plata - Manejo normal - Intervalos normales de cambio 2) NAPA Oro - Manejo difícil - Intervalos recomendados por el OEM 3) NAPA Platino - Manejo muy difícil - Intervalos recomendados por el OEM

*Italicized Part Numbers May Not Be Available.*

Las piezas con números en *italicas* pueden no estar disponibles.

Les numéros de pièce en *italiques* peuvent ne pas être disponibles.

P  
a  
s  
s  
C  
a  
r  
L  
i  
g  
h  
t  
T  
r  
u  
c  
k  
O  
i  
l  
-  
A  
i  
r  
-  
C  
a  
b  
i  
n



KIA 2019-2018

## Pass Car Light Truck - Oil - Air - Cabin

Year/Año/Année Model/Modelo/Modele Engine/Motor/Moteur	Eng. Code Código de motor Code moteur	VIN NIV NIV	GOLD Oil Aceite Huile	ProSelect Oil Aceite Huile	Platinum Oil Aceite Huile	GOLD Air Aire Air	ProSelect Air Aire Air	GOLD Cabin Air Cabina Aire Cabine Air	ProSelect Cabin Air Cabina Aire Cabine Air	Platinum Cabin Air Cabina Aire Cabine Air	Loc. Cabin Air Cabina Aire Cabine Air
--	---	-------------------	--------------------------------	-------------------------------------	------------------------------------	----------------------------	---------------------------------	--	---	--	--

## KIA (Cont'd/Suite)

## 2019 (Cont'd/Suite)

## SOUL (Cont'd/Suite)

L4 2.0L 1999cc 122 CID			1334 <sup>53</sup>	21334 <sup>70</sup>	41334	9022	29022	230178	2230178	N/A	3
L4 2.0L 2000CC 122CID			1334 <sup>53</sup>	21334 <sup>70</sup>	41334	9022	29022	230178	2230178	N/A	

## SOUL EV

ELECTRIC Electric			N/R	N/R	N/R			230178	2230178	N/A	
-------------------	--	--	-----	-----	-----	--	--	--------	---------	-----	--

## SPORTAGE

L4 2.0L 1998cc 122 CID Turbo			1334 <sup>53</sup>	21334 <sup>70</sup>	41334	200335	2200335	230265	2230265	N/A	3
L4 2.4L 2359cc		C	1334 <sup>53</sup>	21334 <sup>70</sup>	41334	200335	2200335	230265	2230265	N/A	3

## Stinger

L4 2.0L 1998cc Turbo			1334 <sup>53</sup>	21334 <sup>70</sup>	41334	200834	N/A	230367	N/A	N/A	
V6 3.3L 3342CC Turbo			100237	2100237	N/A	200837 Right 200838 Left	N/A Right N/A Left	230367	N/A	N/A	

## 2018

## CADENZA

V6 3.3L 3342cc			100033	2100033	4100033	200698	N/A	N/A	N/A	N/A	
----------------	--	--	--------	---------	---------	--------	-----	-----	-----	-----	--

## FORTE

L4 2.0L 1999cc 122 CID			1334 <sup>53</sup>	21334 <sup>70</sup>	41334	9480	29480	230083	2230083	N/A	
------------------------	--	--	--------------------	---------------------	-------	------	-------	--------	---------	-----	--

## FORTE 5

L4 1.6L 1591cc Turbo			1334 <sup>53</sup>	21334 <sup>70</sup>	41334	9480	29480	230083	2230083	N/A	
L4 2.0L 1999cc 122 CID			1334 <sup>53</sup>	21334 <sup>70</sup>	41334	9480	29480	230083	2230083	N/A	

## K900

V6 3.8L 3778cc			7029	27029	N/A	9004	29004	230276	N/A	N/A	
V8 5.0L 5038cc			7029	27029	N/A	9004 9650	29004 N/A	230276	N/A	N/A	

## NIRO

L4 1.6L Electric/Gas			1334 <sup>53</sup>	21334 <sup>70</sup>	41334	200770	N/A	232064	N/A	N/A	
----------------------	--	--	--------------------	---------------------	-------	--------	-----	--------	-----	-----	--

## OPTIMA

L4 1.6L 1591CC 97CID Turbo			1334 <sup>53</sup>	21334 <sup>70</sup>	41334	200301	2200301	230275	N/A	N/A	3
L4 2.0L 1998cc 122 CID Turbo			1334 <sup>53</sup>	21334 <sup>70</sup>	41334	200301	2200301	230275	N/A	N/A	3
L4 2.4L 2359cc		7	1334 <sup>53</sup>	21334 <sup>70</sup>	41334	200127	2200127	230275	N/A	N/A	3

## OPTIMA HYBRID

L4 2.0L 1999cc 122 CID Electric/Gas			1334 <sup>53</sup>	21334 <sup>70</sup>	41334	9450	29450	230275	N/A	N/A	3
-------------------------------------	--	--	--------------------	---------------------	-------	------	-------	--------	-----	-----	---

## RIO

L4 1.6L 1591cc 97 CID		G4FD	1334 <sup>53</sup>	21334 <sup>70</sup>	41334	200835	N/A	230319	N/A	N/A	3
-----------------------	--	------	--------------------	---------------------	-------	--------	-----	--------	-----	-----	---

## RONDO

L4 2.0L 1998cc 122 CID		3	1334 <sup>53</sup>	21334 <sup>70</sup>	41334	9210	29210	230083	2230083	N/A	3
------------------------	--	---	--------------------	---------------------	-------	------	-------	--------	---------	-----	---

## SEDONA

V6 3.3L 3342cc			100164	2100164	4100164	200271	2200271	N/A	N/A	N/A	
----------------	--	--	--------	---------	---------	--------	---------	-----	-----	-----	--

## SORENTO

L4 2.0L 1998cc Turbo			1334 <sup>53</sup>	21334 <sup>70</sup>	41334	200271	2200271	230370	2230207	N/A	3
L4 2.4L 2359cc			1334 <sup>53</sup>	21334 <sup>70</sup>	41334	200271	2200271	230370	2230207	N/A	3
V6 3.3L 3342cc			100164	2100164	4100164	200271	2200271	230370	2230207	N/A	3

## SOUL

L4 1.6L 1591cc			1334 <sup>53</sup>	21334 <sup>70</sup>	41334	9022	29022	230178	2230178	N/A	3
L4 1.6L 1591cc Turbo			1334 <sup>53</sup>	21334 <sup>70</sup>	41334	9022	29022	230178	2230178	N/A	3
L4 2.0L 1999cc 122 CID			1334 <sup>53</sup>	21334 <sup>70</sup>	41334	9022	29022	230178	2230178	N/A	3

## SOUL EV

ELECTRIC Electric			N/R	N/R	N/R			230178	2230178	N/A	
-------------------	--	--	-----	-----	-----	--	--	--------	---------	-----	--

N/A = Not Available N/R = Not Required N/S = Not Servicable For cabin air locator chart, see pages 5-12 See pages 13-16 for footnotes

1) ProSelect - Normal Driving - Traditional Change Intervals 2) NAPA Gold - Severe Driving - OE Recommended intervals 3) NAPA Platinum - Harsh Driving - OE Recommend Intervals

N/A = Non disponible N/R = Non nécessaire N/S = Non réparable Voir le tableau des filtres et d'habitacle aux pages 5-12 Voir pages 13-16 pour des notes

1) NAPA ProSelect et Argent - Conduite normale - Intervalles normaux de remplacement 2) NAPA Or - Conduite difficile - Intervalles recommandés par FEO 3) NAPA Platine - Conduite très difficile - Intervalles recommandés par FEO

N/A = No disponible N/R = No requerido N/S = No Servicable Para el aire de la cabina y tabla de localización de filtro, consulte las páginas 5-12 Ver las páginas 13-16 para las notas al pie de página

1) NAPA ProSelect y Plata - Manejo normal - Intervalos normales de cambio 2) NAPA Oro - Manejo difícil - Intervalos recomendados por el OEM 3) NAPA Platino - Manejo muy difícil - Intervalos recomendados por el OEM

*Italicized Part Numbers May Not Be Available.*

Las piezas con números en *italicas* pueden no estar disponibles.  
Les numéros de pièce en *italiques* peuvent ne pas être disponibles.



## Pass Car Light Truck - Oil - Air - Cabin

KIA 2018-2017

Year/Año/Année Model/Modelo/Modèle Engine/Motor/Moteur	Eng. Code Código de motor Code moteur	VIN NIV NIV	GOLD Oil Aceite Huile	ProSelect Oil Aceite Huile	Platinum Oil Aceite Huile	GOLD Air Aire Air	ProSelect Air Aire Air	GOLD Cabin Air Cabina Aire Cabine Air	ProSelect Cabin Air Cabina Aire Cabine Air	Platinum Cabin Air Cabina Aire Cabine Air	Loc. Cabin Air Cabina Aire Cabine Air
--	---	-------------------	--------------------------------	-------------------------------------	------------------------------------	----------------------------	---------------------------------	--	---	--	--

## KIA (Cont'd/Suite)

## 2018 (Cont'd/Suite)

## SPORTAGE

L4 2.0L 1998cc 122 CID Turbo			1334 <sup>53</sup>	21334 <sup>70</sup>	41334	200335	2200335	230265	2230265	N/A	3
L4 2.4L 2359cc		C	1334 <sup>53</sup>	21334 <sup>70</sup>	41334	200335	2200335	230265	2230265	N/A	3

## Stinger

L4 2.0L 1998cc Turbo			1334 <sup>53</sup>	21334 <sup>70</sup>	41334	200834	N/A	230367	N/A	N/A	
V6 3.3L 3342CC Turbo			100237	2100237	N/A	200837 Right 200838 Left	N/A Right N/A Left	230367	N/A	N/A	

## 2017

## CADENZA

V6 3.3L 3342cc		7	100033	2100033	4100033	200698	N/A	N/A	N/A	N/A	
----------------	--	---	--------	---------	---------	--------	-----	-----	-----	-----	--

## FORTE

L4 2.0L 1999cc 122 CID			1334 <sup>53</sup>	21334 <sup>70</sup>	41334	9480	29480	230083	2230083	N/A	
------------------------	--	--	--------------------	---------------------	-------	------	-------	--------	---------	-----	--

## FORTE 5

L4 1.6L 1591cc Turbo			1334 <sup>53</sup>	21334 <sup>70</sup>	41334	200059	N/A	230083	2230083	N/A	
L4 2.0L 1999cc 122 CID			1334 <sup>53</sup>	21334 <sup>70</sup>	41334	9480	29480	230083	2230083	N/A	

## FORTE KOUP

L4 1.6L 1591cc Turbo		3	1334 <sup>53</sup>	21334 <sup>70</sup>	41334	200059	N/A	230083	2230083	N/A	
L4 2.0L 1999cc 122 CID		8	1334 <sup>53</sup>	21334 <sup>70</sup>	41334	9480	29480	230083	2230083	N/A	3

## K900

V6 3.8L 3778cc			7029	27029	N/A	9004	29004	230276	N/A	N/A	
V8 5.0L 5038cc			7029	27029	N/A	9004 9650	29004 N/A	230276	N/A	N/A	

## NIRO

L4 1.6L Electric/Gas			1334 <sup>53</sup>	21334 <sup>70</sup>	41334	200770	N/A	232064	N/A	N/A	
----------------------	--	--	--------------------	---------------------	-------	--------	-----	--------	-----	-----	--

## OPTIMA

L4 1.6L 1591CC 97CID Turbo		6	1334 <sup>53</sup>	21334 <sup>70</sup>	41334	200301	2200301	230275	N/A	N/A	3
L4 2.0L 1998cc 122 CID Turbo		6	1334 <sup>53</sup>	21334 <sup>70</sup>	41334	200301	2200301	230275	N/A	N/A	3
L4 2.0L 1999cc 122 CID Electric/Gas			1334 <sup>53</sup>	21334 <sup>70</sup>	41334	200301	2200301	230275	N/A	N/A	3
L4 2.4L 2359cc		7	1334 <sup>53</sup>	21334 <sup>70</sup>	41334	200127	2200127	230275	N/A	N/A	3

## OPTIMA HYBRID

L4 2.4L 2359cc Electric/Gas		D	1334 <sup>53</sup>	21334 <sup>70</sup>	41334	9450	29450	230275	N/A	N/A	3
-----------------------------	--	---	--------------------	---------------------	-------	------	-------	--------	-----	-----	---

## RIO

L4 1.6L 1591cc 97 CID	G4FD	3	1334 <sup>53</sup>	21334 <sup>70</sup>	41334	9022	29022	4684	224684	4234684	3
-----------------------	------	---	--------------------	---------------------	-------	------	-------	------	--------	---------	---

## RONDO

L4 2.0L 1998cc 122 CID		3	1334 <sup>53</sup>	21334	41334	9210	29210	230083	2230083	N/A	3
------------------------	--	---	--------------------	-------	-------	------	-------	--------	---------	-----	---

## SEDONA

V6 3.3L 3342cc		1	100164	2100164	4100164	200271	2200271	N/A	N/A	N/A	
----------------	--	---	--------	---------	---------	--------	---------	-----	-----	-----	--

## SORENTO

L4 2.0L 1998cc Turbo			1334 <sup>53</sup>	21334 <sup>70</sup>	41334	200271	2200271	230370	2230207	N/A	3
L4 2.4L 2359cc			1334 <sup>53</sup>	21334 <sup>70</sup>	41334	200271	2200271	230370	2230207	N/A	3
V6 3.3L 3342cc			100164	2100164	4100164	200271	2200271	230370	2230207	N/A	3

## SOUL

L4 1.6L 1591cc		2	1334 <sup>53</sup>	21334 <sup>70</sup>	41334	9022	29022	230178	2230178	N/A	3
L4 1.6L 1591cc Turbo			1334 <sup>53</sup>	21334 <sup>70</sup>	41334	9022	29022	230178	2230178	N/A	3
L4 2.0L 1999cc 122 CID		5	1334 <sup>53</sup>	21334 <sup>70</sup>	41334	9022	29022	230178	2230178	N/A	3

## SOUL EV

ELECTRIC Electric			N/R	N/R	N/R			230178	2230178	N/A	
-------------------	--	--	-----	-----	-----	--	--	--------	---------	-----	--

## SPORTAGE

L4 2.0L 1998cc 122 CID Turbo		6	1334 <sup>53</sup>	21334 <sup>70</sup>	41334	200335	2200335	4684	224684	4234684	3
------------------------------	--	---	--------------------	---------------------	-------	--------	---------	------	--------	---------	---

N/A = Not Available N/R = Not Required N/S = Not Servicable For cabin air locator chart, see pages 5-12 See pages 13-16 for footnotes

1) ProSelect - Normal Driving - Traditional Change Intervals 2) NAPA Gold - Severe Driving - OE Recommended intervals 3) NAPA Platinum - Harsh Driving - OE Recommend Intervals

N/A = Non disponible N/R = Non nécessaire N/S = Non réparable Voir le tableau des filtres et d'habitacle aux pages 5-12 Voir pages 13-16 pour des notes

1) NAPA ProSelect et Argent - Conduite normale - Intervalles normaux de remplacement 2) NAPA Or - Conduite difficile - Intervalles recommandés par FEO 3) NAPA Platine - Conduite très difficile - Intervalles recommandés par FEO

N/A = No disponible N/R = No requerido N/S = No Servicable Para el aire de la cabina y tabla de localización de filtro, consulte las páginas 5-12 Ver las páginas 13-16 para las notas al pie de página

1) NAPA ProSelect y Plata - Manejo normal - Intervalles normales de cambio 2) NAPA Oro - Manejo difícil - Intervalles recomendados por el OEM 3) NAPA Platino - Manejo muy difícil - Intervalles recomendados por el OEM

Italicized Part Numbers May Not Be Available.

Las piezas con números en *italicas* pueden no estar disponibles.Les numéros de pièce en *italiques* peuvent ne pas être disponibles.



KIA 2017-2015

Pass Car Light Truck - Oil - Air - Cabin

Year/Año/Année Model/Modelo/Modele Engine/Motor/Moteur	Eng. Code Código de motor Code moteur	VIN NIV NIV	GOLD Oil Aceite Huile	ProSelect Oil Aceite Huile	Platinum Oil Aceite Huile	GOLD Air Aire Air	ProSelect Air Aire Air	GOLD Cabin Air Cabina Aire Cabine Air	ProSelect Cabin Air Cabina Aire Cabine Air	Platinum Cabin Air Cabina Aire Cabine Air	Loc. Cabin Air Cabina Aire Cabine Air
--	---	-------------------	--------------------------------	-------------------------------------	------------------------------------	----------------------------	---------------------------------	--	---	--	--

## KIA (Cont'd/Suite)

## 2017 (Cont'd/Suite)

## SPORTAGE (Cont'd/Suite)

L4 2.4L 2359cc		C	1334 <sup>53</sup>	21334 <sup>70</sup>	41334	200335	2200335	230265	2230265	N/A	3
----------------	--	---	--------------------	---------------------	-------	--------	---------	--------	---------	-----	---

## 2016

## CADENZA

V6 3.3L 3342cc		7	100164	2100164	4100164	9450	29450	4013	224013	4234013	
----------------	--	---	--------	---------	---------	------	-------	------	--------	---------	--

## FORTE

L4 1.6L 1591cc Turbo		6	1334 <sup>53</sup>	21334 <sup>70</sup>	41334	200059	N/A	230083	2230083	N/A	
L4 1.8L 1797cc			1334 <sup>53</sup>	21334 <sup>70</sup>	41334	9480	29480	230083	2230083	N/A	
L4 2.0L 1999cc 122 CID			1334 <sup>53</sup>	21334 <sup>70</sup>	41334	9480	29480	230083	2230083	N/A	

## FORTE 5

L4 1.6L 1591cc Turbo			1334 <sup>53</sup>	21334 <sup>70</sup>	41334	200059	N/A	230083	2230083	N/A	
L4 2.0L 1999cc 122 CID			1334 <sup>53</sup>	21334 <sup>70</sup>	41334	9480	29480	230083	2230083	N/A	

## FORTE KOUP

L4 1.6L 1591cc Turbo		3	1334 <sup>53</sup>	21334 <sup>70</sup>	41334	200059	N/A	230083	2230083	N/A	
L4 2.0L 1999cc 122 CID		8	1334 <sup>53</sup>	21334 <sup>70</sup>	41334	9480	29480	230083	2230083	N/A	3

## K900

V6 3.8L 3778cc			7029	27029	N/A	9004	29004	230276	N/A	N/A	
V8 5.0L 5038cc			7029	27029	N/A	9004 Left 9650 Right	29004 Left N/A Right	230276	N/A	N/A	

## OPTIMA

L4 1.6L 1591CC 97CID Turbo		6	1334 <sup>53</sup>	21334 <sup>70</sup>	41334	200301	2200301	230361	N/A	N/A	3
L4 2.0L 1998cc 122 CID Turbo		6	1334 <sup>53</sup>	21334 <sup>70</sup>	41334	200301	2200301	230361	N/A	N/A	3
L4 2.4L 2359cc		7	1334 <sup>53</sup>	21334 <sup>70</sup>	41334	200127	2200127	230361	N/A	N/A	3

## OPTIMA HYBRID

L4 2.4L 2359cc Electric/Gas		D	1334 <sup>53</sup>	21334 <sup>70</sup>	41334	200127	2200127	230361	N/A	N/A	3
-----------------------------	--	---	--------------------	---------------------	-------	--------	---------	--------	-----	-----	---

## RIO

L4 1.6L 1591cc 97 CID	G4FD	3	1334 <sup>53</sup>	21334 <sup>70</sup>	41334	9022	29022	4684	224684	4234684	3
-----------------------	------	---	--------------------	---------------------	-------	------	-------	------	--------	---------	---

## RONDO

L4 2.0L 1998cc 122 CID		3	1334 <sup>53</sup>	21334	41334	9210	29210	230083	2230083	N/A	3
------------------------	--	---	--------------------	-------	-------	------	-------	--------	---------	-----	---

## SEDONA

V6 3.3L 3342cc		1	100164	2100164	4100164	200271	2200271	N/A	N/A	N/A	
----------------	--	---	--------	---------	---------	--------	---------	-----	-----	-----	--

## SORENTO

L4 2.0L 1998cc Turbo			1334 <sup>53</sup>	21334 <sup>70</sup>	41334	200271	2200271	230370	2230207	N/A	3
L4 2.4L 2359cc			1334 <sup>53</sup>	21334 <sup>70</sup>	41334	200271	2200271	230370	2230207	N/A	3
V6 3.3L 3342cc			100164	2100164	4100164	200271	2200271	230370	2230207	N/A	3

## SOUL

L4 1.6L 1591cc		2	1334 <sup>53</sup>	21334 <sup>70</sup>	41334	9022	29022	230178	2230178	N/A	3
L4 2.0L 1999cc 122 CID		5	1334 <sup>53</sup>	21334 <sup>70</sup>	41334	9022	29022	230178	2230178	N/A	3

## SOUL EV

ELECTRIC Electric			N/R	N/R	N/R			230178	2230178	N/A	
-------------------	--	--	-----	-----	-----	--	--	--------	---------	-----	--

## SPORTAGE

L4 2.0L 1998cc 122 CID Turbo		6	1334 <sup>53</sup>	21334 <sup>70</sup>	41334	9047	N/A	4684	224684	4234684	3
L4 2.4L 2359cc		C	1334 <sup>53</sup>	21334 <sup>70</sup>	41334	9210	29210	4684	224684	4234684	3

## 2015

## CADENZA

V6 3.3L 3342cc		7	100164	2100164	4100164	9450	29450	4013	224013	4234013	
----------------	--	---	--------	---------	---------	------	-------	------	--------	---------	--

## FORTE

L4 1.6L 1591cc Turbo			1334 <sup>53</sup>	21334 <sup>70</sup>	41334	200059	N/A	230083	2230083	N/A	
----------------------	--	--	--------------------	---------------------	-------	--------	-----	--------	---------	-----	--

N/A = Not Available N/R = Not Required N/S = Not Servicable For cabin air locator chart, see pages 5-12 See pages 13-16 for footnotes

1) ProSelect - Normal Driving - Traditional Change Intervals 2) NAPA Gold - Severe Driving - OE Recommended intervals 3) NAPA Platinum - Harsh Driving - OE Recommend Intervals

N/A = Non disponible N/R = Non nécessaire N/S = Non réparable Voir le tableau des filtres et d'habitacle aux pages 5-12 Voir pages 13-16 pour des notes

1) NAPA ProSelect et Argent - Conduite normale - Intervalles normaux de remplacement 2) NAPA Or - Conduite difficile - Intervalles recommandés par FEO 3) NAPA Platine - Conduite très difficile - Intervalles recommandés par FEO

N/A = No disponible N/R = No requerido N/S = No Servicable Para el aire de la cabina y tabla de localización de filtro, consulte las páginas 5-12 Ver las páginas 13-16 para las notas al pie de página

1) NAPA ProSelect y Plata - Manejo normal - Intervallos normales de cambio 2) NAPA Oro - Manejo difícil - Intervallos recomendados por el OEM 3) NAPA Platino - Manejo muy difícil - Intervallos recomendados por el OEM

Italicized Part Numbers May Not Be Available.

Las piezas con números en *italicas* pueden no estar disponibles.  
Les numéros de pièce en *italiques* peuvent ne pas être disponibles.



## Pass Car Light Truck - Oil - Air - Cabin

KIA 2015-2014

Year/Ano/Année Model/Modelo/Modele Engine/Motor/Moteur	Eng. Code Codigo de motor Code moteur	VIN NIV NIV	GOLD Oil Aceite Huile	ProSelect Oil Aceite Huile	Platinum Oil Aceite Huile	GOLD Air Aire Air	ProSelect Air Aire Air	GOLD Cabin Air Cabina Aire Cabine Air	ProSelect Cabin Air Cabina Aire Cabine Air	Platinum Cabin Air Cabina Aire Cabine Air	Loc. Cabin Air Cabina Aire Cabine Air
--	---	-------------------	--------------------------------	-------------------------------------	------------------------------------	----------------------------	---------------------------------	--	---	--	--

## KIA (Cont'd/Suite)

**2015** (Cont'd/Suite)

## FORTE (Cont'd/Suite)

L4 1.8L 1797cc		6	1334 <sup>53</sup>	21334 <sup>70</sup>	41334	9480	29480	230083	2230083	N/A	
L4 2.0L 1999cc 122 CID		7	1334 <sup>53</sup>	21334 <sup>70</sup>	41334	9480	29480	230083	2230083	N/A	

## FORTE KOUP EX

L4 2.0L 1999cc 122 CID			1334 <sup>53</sup>	21334 <sup>70</sup>	41334	9480	29480	230083	2230083	N/A	3
------------------------	--	--	--------------------	---------------------	-------	------	-------	--------	---------	-----	---

## FORTE KOUP SX

L4 1.6L 1591cc Turbo		6	1334 <sup>53</sup>	21334 <sup>70</sup>	41334	200059	N/A	230083	2230083	N/A	
----------------------	--	---	--------------------	---------------------	-------	--------	-----	--------	---------	-----	--

## K900

V6 3.8L 3778cc			7029	27029	N/A	9004	29004	N/A	N/A	N/A	
V8 5.0L 5038cc			7029	27029	N/A	9004 Left 9650 Right	29004 Left N/A Right	230276	N/A	N/A	

## OPTIMA

L4 2.0L 1998cc 122 CID Turbo		6	1334 <sup>53</sup>	21334 <sup>70</sup>	41334	9250	29250	230361	N/A	N/A	3
L4 2.4L 2359cc		7	1334 <sup>53</sup>	21334 <sup>70</sup>	41334	9250	29250	230361	N/A	N/A	3

## OPTIMA HYBRID

L4 2.4L 2359cc Electric/Gas		D	1334 <sup>53</sup>	21334 <sup>70</sup>	41334	9250	29250	230361	N/A	N/A	3
-----------------------------	--	---	--------------------	---------------------	-------	------	-------	--------	-----	-----	---

## RIO

L4 1.6L 1591cc 97 CID	G4FD	3	1334 <sup>53</sup>	21334 <sup>70</sup>	41334	9022	29022	4684	224684	4234684	3
-----------------------	------	---	--------------------	---------------------	-------	------	-------	------	--------	---------	---

## RONDO

L4 2.0L 1998cc 122 CID		3	1334 <sup>53</sup>	21334	41334	9210	29210	230083	2230083	N/A	3
------------------------	--	---	--------------------	-------	-------	------	-------	--------	---------	-----	---

## SEDONA

V6 3.3L 3342cc		1	100164	2100164	4100164	200271	2200271	N/A	N/A	N/A	
----------------	--	---	--------	---------	---------	--------	---------	-----	-----	-----	--

## SORENTO

L4 2.4L 2359cc		6	1334 <sup>53</sup>	21334 <sup>70</sup>	41334	9670	29670	4080	224080	N/A	3
V6 3.3L 3342cc		8	100164	2100164	4100164	9670	29670	4080	224080	N/A	3

## SOUL

L4 1.6L 1591cc		2	1334 <sup>53</sup>	21334 <sup>70</sup>	41334	9022	29022	230178	2230178	N/A	3
L4 2.0L 1999cc 122 CID		5	1334 <sup>53</sup>	21334 <sup>70</sup>	41334	9022	29022	230178	2230178	N/A	3

## SOUL EV

ELECTRIC Electric			N/R	N/R	N/R			230178	2230178	N/A	
-------------------	--	--	-----	-----	-----	--	--	--------	---------	-----	--

## SPORTAGE

L4 2.0L 1998cc 122 CID Turbo		6	1334 <sup>53</sup>	21334 <sup>70</sup>	41334	9047	N/A	4684	224684	4234684	3
L4 2.4L 2359cc		2	1334 <sup>53</sup>	21334 <sup>70</sup>	41334	9210	29210	4684	224684	4234684	3

**2014**

## CADENZA

V6 3.3L 3342cc		7	100164	2100164	4100164	9450	29450	4013	224013	4234013	
----------------	--	---	--------	---------	---------	------	-------	------	--------	---------	--

## FORTE

L4 1.6L 1591cc Turbo			1334 <sup>53</sup>	21334 <sup>70</sup>	41334	200059	N/A	230083	2230083	N/A	
L4 1.8L 1797cc		6	1334 <sup>53</sup>	21334 <sup>70</sup>	41334	9480	29480	230083	2230083	N/A	
L4 2.0L 1999cc 122 CID		7	1334 <sup>53</sup>	21334 <sup>70</sup>	41334	9480	29480	230083	2230083	N/A	

## FORTE 5

L4 2.0L 1998cc	FED		1334 <sup>53</sup>	21334 <sup>70</sup>	41334	9070	29070	4684	224684	4234684	3
L4 2.4L 2359cc			1334 <sup>53</sup>	21334 <sup>70</sup>	41334			4684	224684	4234684	3

## FORTE KOUP EX

L4 2.0L 1999cc 122 CID			1334 <sup>53</sup>	21334 <sup>70</sup>	41334	9480	29480	230083	2230083	N/A	3
------------------------	--	--	--------------------	---------------------	-------	------	-------	--------	---------	-----	---

## FORTE KOUP SX

L4 1.6L 1591cc Turbo		6	1334 <sup>53</sup>	21334 <sup>70</sup>	41334	200059	N/A	230083	2230083	N/A	
----------------------	--	---	--------------------	---------------------	-------	--------	-----	--------	---------	-----	--

N/A = Not Available N/R = Not Required N/S = Not Servicable For cabin air locator chart, see pages 5-12 See pages 13-16 for footnotes

1) ProSelect - Normal Driving - Traditional Change Intervals 2) NAPA Gold - Severe Driving - OE Recommended intervals 3) NAPA Platinum - Harsh Driving - OE Recommended Intervals

N/A = Non disponible N/R = Non nécessaire N/S = Non réparable Voir le tableau des filtres et d'habitacle aux pages 5-12 Voir pages 13-16 pour des notes

1) NAPA ProSelect et Argent - Conduite normale - Intervalles normaux de remplacement 2) NAPA Or - Conduite difficile - Intervalles recommandés par FEO 3) NAPA Platine - Conduite très difficile - Intervalles recommandés par FEO

N/A = No disponible N/R = No requerido N/S = No Servicable Para el aire de la cabina y tabla de localización de filtro, consulte las páginas 5-12 Ver las páginas 13-16 para las notas al pie de página

1) NAPA ProSelect y Plata - Manejo normal - Intervalles normales de cambio 2) NAPA Oro - Manejo difícil - Intervalles recomendados por el OEM 3) NAPA Platino - Manejo muy difícil - Intervalles recomendados por el OEM

*Italicized Part Numbers May Not Be Available.*Las piezas con números en *italicas* pueden no estar disponibles.Les numéros de pièce en *italiques* peuvent ne pas être disponibles.P  
a  
s  
s  
C  
a  
r  
L  
i  
g  
h  
t  
T  
r  
u  
c  
k  
O  
i  
l  
-  
A  
i  
r  
-  
C  
a  
b  
i  
n





KIA 2014-2013

## Pass Car Light Truck - Oil - Air - Cabin

Year/Año/Année Model/Modelo/Modèle Engine/Motor/Moteur	Eng. Code Código de motor Code moteur	VIN NIV NIV	GOLD Oil Aceite Huile	ProSelect Oil Aceite Huile	Platinum Oil Aceite Huile	GOLD Air Aire Air	ProSelect Air Aire Air	GOLD Cabin Air Cabina Aire Cabine Air	ProSelect Cabin Air Cabina Aire Cabine Air	Platinum Cabin Air Cabina Aire Cabine Air	Loc. Cabin Air Cabina Aire Cabine Air
--	---	-------------------	--------------------------------	-------------------------------------	------------------------------------	----------------------------	---------------------------------	--	---	--	--

## KIA (Cont'd/Suite)

## 2014 (Cont'd/Suite)

## OPTIMA

L4 2.0L 1998cc 122 CID Turbo		6	1334 <sup>53</sup>	21334 <sup>70</sup>	41334	9250	29250	230361	N/A	N/A	3
L4 2.4L 2359cc		7	1334 <sup>53</sup>	21334 <sup>70</sup>	41334	9450	29450	230361	N/A	N/A	3

## OPTIMA HYBRID

L4 2.4L 2359cc Electric/Gas		D	1334 <sup>53</sup>	21334 <sup>70</sup>	41334	9250	29250	230361	N/A	N/A	3
-----------------------------	--	---	--------------------	---------------------	-------	------	-------	--------	-----	-----	---

## RIO

L4 1.6L 1591cc 97 CID	G4FD	3	1334 <sup>53</sup>	21334 <sup>70</sup>	41334	9022	29022	4684	224684	4234684	3
-----------------------	------	---	--------------------	---------------------	-------	------	-------	------	--------	---------	---

## RONDO

L4 2.0L 1998cc 122 CID		3	1334 <sup>53</sup>	21334	41334	9210	29210	230083	2230083	N/A	3
------------------------	--	---	--------------------	-------	-------	------	-------	--------	---------	-----	---

## SEDONA

V6 3.5L 3470cc		7	100164	2100164	4100164	9113	29113	4013	224013	4234013	2
----------------	--	---	--------	---------	---------	------	-------	------	--------	---------	---

## SORENTO

L4 2.4L 2359cc		6	1334 <sup>53</sup>	21334 <sup>70</sup>	41334	9670	29670	4080	224080	N/A	3
V6 3.3L 3342cc		8	100164	2100164	4100164	9670	29670	4080	224080	N/A	3

## SOUL

L4 1.6L 1591cc		2	1334 <sup>53</sup>	21334 <sup>70</sup>	41334	9022	29022	230178	2230178	N/A	3
L4 2.0L 1999cc 122 CID		5	1334 <sup>53</sup>	21334 <sup>70</sup>	41334	9022	29022	230178	2230178	N/A	3

## SPORTAGE

L4 2.0L 1998cc 122 CID Turbo		6	1334 <sup>53</sup>	21334 <sup>70</sup>	41334	9047	N/A	4684	224684	4234684	3
L4 2.4L 2359cc		2	1334 <sup>53</sup>	21334 <sup>70</sup>	41334	9210	29210	4684	224684	4234684	3

## 2013

## FORTE

L4 2.0L 1998cc	FED	2	1334 <sup>53</sup>	21334 <sup>70</sup>	41334	9070	29070	4684	224684	4234684	3
L4 2.4L 2359cc		3	1334 <sup>53</sup>	21334 <sup>70</sup>	41334	9070	29070	4684	224684	4234684	3

## FORTE 5

L4 2.0L 1998cc 122 CID		2	1334 <sup>53</sup>	21334 <sup>70</sup>	41334	9070	29070	4684	224684	4234684	3
L4 2.4L 2359cc		3	1334 <sup>53</sup>	21334 <sup>70</sup>	41334	9070	29070	4684	224684	4234684	3

## FORTE KOUP

L4 2.0L 1998cc	FED	2	1334 <sup>53</sup>	21334 <sup>70</sup>	41334	9070	29070	4684	224684	4234684	3
L4 2.4L 2359cc		3	1334 <sup>53</sup>	21334 <sup>70</sup>	41334	9070	29070	4684	224684	4234684	3

## OPTIMA

L4 2.0L 1998cc 122 CID Turbo		6	1334 <sup>53</sup>	21334 <sup>70</sup>	41334	9450	29450	230361	N/A	N/A	3
L4 2.4L 2359cc		7	1334 <sup>53</sup>	21334 <sup>70</sup>	41334	9450	29450	230361	N/A	N/A	3

## OPTIMA HYBRID

L4 2.4L 2359cc Electric/Gas		D	1334 <sup>53</sup>	21334 <sup>70</sup>	41334	9450	29450	230361	N/A	N/A	3
-----------------------------	--	---	--------------------	---------------------	-------	------	-------	--------	-----	-----	---

## RIO

L4 1.6L 1591cc 97 CID		3	1334 <sup>53</sup>	21334 <sup>70</sup>	41334	9022	29022	4684	224684	4234684	3
-----------------------	--	---	--------------------	---------------------	-------	------	-------	------	--------	---------	---

## RIO 5

L4 1.6L 1599cc		3	1334 <sup>53</sup>	21334 <sup>70</sup>	41334	9022	29022	4684	224684	4234684	3
----------------	--	---	--------------------	---------------------	-------	------	-------	------	--------	---------	---

## RONDO

L4 2.4L 2359cc		8	1334 <sup>53</sup>	21334 <sup>70</sup>	41334	9175	29175	4684	224684	4234684	3
V6 2.7L 2656cc		6	7356 <sup>53</sup>	27356 <sup>70</sup>	47356	9175	29175	4684	224684	4234684	3

## SORENTO

L4 2.4L 2359cc		1,6	1334 <sup>53</sup>	21334 <sup>70</sup>	41334	9250	29250	4080	224080	N/A	3
V6 3.5L 3470cc		2	100164	2100164	4100164	9250	29250	4080	224080	N/A	3

## SOUL

L4 1.6L 1591cc		5	1334 <sup>53</sup>	21334 <sup>70</sup>	41334	9022	29022	4600	224600	N/A	3
L4 2.0L 1975cc		6	1334 <sup>53</sup>	21334 <sup>70</sup>	41334	9022	29022	4600	224600	N/A	3

## SPORTAGE

L4 2.0L 1998cc 122 CID Turbo		6	1334 <sup>53</sup>	21334 <sup>70</sup>	41334	9047	N/A	4684	224684	4234684	3
------------------------------	--	---	--------------------	---------------------	-------	------	-----	------	--------	---------	---

N/A = Not Available N/R = Not Required N/S = Not Servicable For cabin air locator chart, see pages 5-12 See pages 13-16 for footnotes

1) ProSelect - Normal Driving - Traditional Change Intervals 2) NAPA Gold - Severe Driving - OE Recommended intervals 3) NAPA Platinum - Harsh Driving - OE Recommend Intervals

N/A = Non disponible N/R = Non nécessaire N/S = Non réparable Voir le tableau des filtres et d'habitacle aux pages 5-12 Voir pages 13-16 pour des notes

1) NAPA ProSelect et Argent - Conduite normale - Intervalles normaux de remplacement 2) NAPA Or - Conduite difficile - Intervalles recommandés par FEO 3) NAPA Platine - Conduite très difficile - Intervalles recommandés par FEO

N/A = No disponible N/R = No requerido N/S = No Servicable Para el aire de la cabina y tabla de localización de filtro, consulte las páginas 5-12 Ver las páginas 13-16 para las notas al pie de página

1) NAPA ProSelect y Plata - Manejo normal - Intervalles normales de cambio 2) NAPA Oro - Manejo difícil - Intervalles recomendados por el OEM 3) NAPA Platino - Manejo muy difícil - Intervalles recomendados por el OEM

*Italicized Part Numbers May Not Be Available.*

Las piezas con números en *italicas* pueden no estar disponibles.  
Les numéros de pièce en *italiques* peuvent ne pas être disponibles.



Pass Car Light Truck - Oil - Air - Cabin

KIA 2013-2011

Year/Ano/Année Model/Modelo/Modèle Engine/Motor/Moteur	Eng. Code Código de motor Code moteur	VIN NIV NIV	GOLD Oil Aceite Huile	ProSelect Oil Aceite Huile	Platinum Oil Aceite Huile	GOLD Air Aire Air	ProSelect Air Aire Air	GOLD Cabin Air Cabina Aire Cabine Air	ProSelect Cabin Air Cabina Aire Cabine Air	Platinum Cabin Air Cabina Aire Cabine Air	Loc. Cabin Air Cabina Aire Cabine Air
--	---	-------------------	--------------------------------	-------------------------------------	------------------------------------	----------------------------	---------------------------------	--	---	--	--

KIA (Cont'd/Suite)

**2013** (Cont'd/Suite)

**SPORTAGE** (Cont'd/Suite)

L4 2.4L 2359cc		2	1334 <sup>53</sup>	21334 <sup>70</sup>	41334	9210	29210	4684	224684	4234684	3
----------------	--	---	--------------------	---------------------	-------	------	-------	------	--------	---------	---

**2012**

**BORREGO**

V6 3.8L 3778cc		1	7029 <sup>311</sup> 7250 <sup>329</sup>	27029 <sup>311</sup> 27250 <sup>329</sup>	N/A <sup>311</sup> N/A <sup>329</sup>	9600	N/A	9353	229353	N/A	3
V8 4.6L 4627cc		2	7029	27029	N/A	9600	N/A	9353	229353	N/A	3

**FORTE**

L4 2.0L 1998cc	FED	2	1334 <sup>53</sup>	21334 <sup>70</sup>	41334	9070	29070	4684	224684	4234684	3
L4 2.4L 2359cc		3	1334 <sup>53</sup>	21334 <sup>70</sup>	41334	9070	29070	4684	224684	4234684	3

**FORTE 5**

L4 2.0L 1998cc 122 CID		2	1334 <sup>53</sup>	21334 <sup>70</sup>	41334	9070	29070	4684	224684	4234684	3
L4 2.4L 2359cc		3	1334 <sup>53</sup>	21334 <sup>70</sup>	41334	9070	29070	4684	224684	4234684	3

**FORTE KOUP**

L4 2.0L 1998cc	FED	2	1334 <sup>53</sup>	21334 <sup>70</sup>	41334	9070	29070	4684	224684	4234684	3
L4 2.4L 2359cc		3	1334 <sup>53</sup>	21334 <sup>70</sup>	41334	9070	29070	4684	224684	4234684	3

**MAGENTIS**

L4 2.4L 2351cc		6	1334 <sup>53</sup>	21334 <sup>70</sup>	41334	9175	29175	4517	224517	N/A	3
V6 2.7L 2656cc		8	1334 <sup>53</sup>	21334 <sup>70</sup>	41334	9175	29175	4517	224517	N/A	3

**OPTIMA**

L4 2.0L 1998cc Turbo		6	1334 <sup>53</sup>	21334 <sup>70</sup>	41334	9450	29450	230361	N/A	N/A	3
L4 2.4L 2359cc		7	1334 <sup>53</sup>	21334 <sup>70</sup>	41334	9450	29450	230361	N/A	N/A	3

**OPTIMA HYBRID**

L4 2.4L 2359cc Electric/Gas		D	1334 <sup>53</sup>	21334 <sup>70</sup>	41334	9450	29450	230361	N/A	N/A	3
-----------------------------	--	---	--------------------	---------------------	-------	------	-------	--------	-----	-----	---

**RIO**

L4 1.6L 1591cc 97 CID		3	1334 <sup>53</sup>	21334 <sup>70</sup>	41334	9022	29022	4684	224684	4234684	3
-----------------------	--	---	--------------------	---------------------	-------	------	-------	------	--------	---------	---

**RIO 5**

L4 1.6L 1599cc		3	1334 <sup>53</sup>	21334 <sup>70</sup>	41334	9022	29022	4684	224684	4234684	3
----------------	--	---	--------------------	---------------------	-------	------	-------	------	--------	---------	---

**RONDO**

L4 2.4L 2359cc		8	1334 <sup>53</sup>	21334	41334	9175	29175	4684	224684	4234684	3
V6 2.7L 2656cc		6	7356 <sup>53</sup>	27356 <sup>70</sup>	47356	9175	29175	4684	224684	4234684	3

**SEDONA**

V6 3.5L 3470cc		7	100164	2100164	4100164	9113	29113	4013	224013	4234013	2
----------------	--	---	--------	---------	---------	------	-------	------	--------	---------	---

**SORENTO**

L4 2.4L 2359cc		1,6	1334 <sup>53</sup>	21334 <sup>70</sup>	41334	9250	29250	4080	224080	N/A	3
V6 3.5L 3470cc		2	100164	2100164	4100164	9250	29250	4080	224080	N/A	3

**SOUL**

L4 1.6L 1591cc		5	1334 <sup>53</sup>	21334 <sup>70</sup>	41334	9022	29022	4600	224600	N/A	3
L4 2.0L 1975cc		6	1334 <sup>53</sup>	21334 <sup>70</sup>	41334	9022	29022	4600	224600	N/A	3

**SPORTAGE**

L4 2.0L 1998cc 122 CID Turbo		6	1334 <sup>53</sup>	21334 <sup>70</sup>	41334	9047	N/A	4684	224684	4234684	3
L4 2.4L 2359cc		2	1334 <sup>53</sup>	21334 <sup>70</sup>	41334	9210	29210	4684	224684	4234684	3

**2011**

**BORREGO**

V6 3.8L 3778cc		1	7029 <sup>311</sup> 7250 <sup>329</sup>	27029 <sup>311</sup> 27250 <sup>329</sup>	N/A <sup>311</sup> N/A <sup>329</sup>	9600	N/A	9353	229353	N/A	3
V8 4.6L 4627cc		2	7029	27029	N/A	9600	N/A	9353	229353	N/A	3

**FORTE**

L4 2.0L 1998cc	FED	2	1334 <sup>53</sup>	21334 <sup>70</sup>	41334	9070	29070	4684	224684	4234684	3
L4 2.4L 2359cc		3	1334 <sup>53</sup>	21334 <sup>70</sup>	41334	9070	29070	4684	224684	4234684	3

N/A = Not Available N/R = Not Required N/S = Not Servicable For cabin air locator chart, see pages 5-12 See pages 13-16 for footnotes

1) ProSelect - Normal Driving - Traditional Change Intervals 2) NAPA Gold - Severe Driving - OE Recommended intervals 3) NAPA Platinum - Harsh Driving - OE Recommend Intervals

N/A = Non disponible N/R = Non nécessaire N/S = Non réparable Voir le tableau des filtres et d'habitacle aux pages 5-12 Voir pages 13-16 pour des notes

1) NAPA ProSelect et Argent - Conduite normale - Intervalles normaux de remplacement 2) NAPA Or - Conduite difficile - Intervalles recommandés par FEO 3) NAPA Platine - Conduite très difficile - Intervalles recommandés par FEO

N/A = No disponible N/R = No requerido N/S = No Servicable Para el aire de la cabina y tabla de localización de filtro, consulte las páginas 5-12 Ver las páginas 13-16 para las notas al pie de página

1) NAPA ProSelect y Plata - Manejo normal - Intervalles normales de cambio 2) NAPA Oro - Manejo difícil - Intervalles recomendados por el OEM 3) NAPA Platino - Manejo muy difícil - Intervalles recomendados por el OEM

*Italicized Part Numbers May Not Be Available.*

Las piezas con números en *italicas* pueden no estar disponibles.

Les numéros de pièce en *italiques* peuvent ne pas être disponibles.

P  
a  
s  
s  
C  
a  
r  
L  
i  
g  
h  
t  
T  
r  
u  
c  
k  
O  
i  
l  
-  
A  
i  
r  
-  
C  
a  
b  
i  
n



KIA 2011-2010

## Pass Car Light Truck - Oil - Air - Cabin

Year/Año/Année Model/Modelo/Modele Engine/Motor/Moteur	Eng. Code Código de motor Code moteur	VIN NIV NIV	GOLD Oil Aceite Huile	ProSelect Oil Aceite Huile	Platinum Oil Aceite Huile	GOLD Air Aire Air	ProSelect Air Aire Air	GOLD Cabin Air Cabina Aire Cabine Air	ProSelect Cabin Air Cabina Aire Cabine Air	Platinum Cabin Air Cabina Aire Cabine Air	Loc. Cabin Air Cabina Aire Cabine Air
--	---	-------------------	--------------------------------	-------------------------------------	------------------------------------	----------------------------	---------------------------------	--	---	--	--

## KIA (Cont'd/Suite)

**2011** (Cont'd/Suite)

## FORTE KOUP

L4 2.0L 1998cc	FED	2	1334 <sup>53</sup>	21334 <sup>70</sup>	41334	9070	29070	4684	224684	4234684	3
L4 2.4L 2359cc		3	1334 <sup>53</sup>	21334 <sup>70</sup>	41334	9070	29070	4684	224684	4234684	3

## MAGENTIS

L4 2.4L 2351cc		6	1334 <sup>53</sup>	21334 <sup>70</sup>	41334	9175	29175	4517	224517	N/A	
V6 2.7L 2656cc		8	1334 <sup>53</sup>	21334 <sup>70</sup>	41334	9175	29175	4517	224517	N/A	

## OPTIMA

L4 2.0L 1998cc Turbo		6	1334 <sup>53</sup>	21334 <sup>70</sup>	41334	9450	29450	230361	N/A	N/A	3
L4 2.4L 2359cc		7	1334 <sup>53</sup>	21334 <sup>70</sup>	41334	9450	29450	230361	N/A	N/A	3

## OPTIMA HYBRID

L4 2.4L 2359cc Electric/Gas		D	1334 <sup>53</sup>	21334 <sup>70</sup>	41334	9450	29450	230361	N/A	N/A	3
-----------------------------	--	---	--------------------	---------------------	-------	------	-------	--------	-----	-----	---

## RIO

L4 1.6L 1599cc		3	1334 <sup>53</sup>	21334 <sup>70</sup>	41334	9069	29069	4684	224684	4234684	3
----------------	--	---	--------------------	---------------------	-------	------	-------	------	--------	---------	---

## RIO 5

L4 1.6L 1599cc		3	1334 <sup>53</sup>	21334 <sup>70</sup>	41334	9069	29069	4684	224684	4234684	3
----------------	--	---	--------------------	---------------------	-------	------	-------	------	--------	---------	---

## RONDO

L4 2.4L 2359cc		8	1334 <sup>53</sup>	21334	41334	9175	29175	4684	224684	4234684	3
V6 2.7L 2656cc		6	7356 <sup>53</sup>	27356 <sup>70</sup>	47356	9175	29175	4684	224684	4234684	3

## SEDONA

V6 3.5L 3470cc		7	100164	2100164	4100164	9113	29113	4013	224013	4234013	3
----------------	--	---	--------	---------	---------	------	-------	------	--------	---------	---

## SORENTO

L4 2.4L 2359cc		1	1334 <sup>53</sup>	21334 <sup>70</sup>	41334	9250	29250	4080	224080	N/A	3
V6 3.5L 3470cc		2	100164	2100164	4100164	9250	29250	4080	224080	N/A	3

## SOUL

L4 1.6L 1591cc		1	1334 <sup>53</sup>	21334 <sup>70</sup>	41334	9400	29400	4600	224600	N/A	3
L4 2.0L 1975cc		2	1334 <sup>53</sup>	21334 <sup>70</sup>	41334	9400	29400	4600	224600	N/A	3

## SPORTAGE

L4 2.0L 1998cc 122 CID Turbo		6	1334 <sup>53</sup>	21334 <sup>70</sup>	41334	9047	N/A	4684	224684	4234684	3
L4 2.4L 2359cc		2	1334 <sup>53</sup>	21334 <sup>70</sup>	41334	9210	29210	4684	224684	4234684	3

**2010**

## BORREGO

V6 3.8L 3778cc		1	7029 <sup>311</sup> 7250 <sup>329</sup>	27029 <sup>311</sup> 27250 <sup>329</sup>	N/A <sup>311</sup> N/A <sup>329</sup>	9600	N/A	9353	229353	N/A	3
V8 4.6L 4627cc		2	7029	27029	N/A	9600	N/A	9353	229353	N/A	3

## FORTE

L4 2.0L 1998cc	FED	2	1334 <sup>53</sup>	21334 <sup>70</sup>	41334	9070	29070	4684	224684	4234684	3
L4 2.4L 2359cc		3	1334 <sup>53</sup>	21334 <sup>70</sup>	41334	9070	29070	4684	224684	4234684	3

## FORTE KOUP

L4 2.0L 1998cc	FED	2	1334 <sup>53</sup>	21334 <sup>70</sup>	41334	9070	29070	4684	224684	4234684	3
L4 2.4L 2359cc		3	1334 <sup>53</sup>	21334 <sup>70</sup>	41334	9070	29070	4684	224684	4234684	3

## MAGENTIS

L4 2.4L 2351cc		6	1334 <sup>53</sup>	21334 <sup>70</sup>	41334	9175	29175	4517	224517	N/A	
V6 2.7L 2656cc		8	1334 <sup>53</sup>	21334 <sup>70</sup>	41334	9175	29175	4517	224517	N/A	

## OPTIMA

L4 2.4L 2359cc		8	1334 <sup>53</sup>	21334 <sup>70</sup>	41334	9175	29175	4517	224517	N/A	3
V6 2.7L 2656cc		4	1334 <sup>53</sup>	21334 <sup>70</sup>	41334	9175	29175	4517	224517	N/A	3

## RIO

L4 1.6L 1599cc		3	1334 <sup>53</sup>	21334 <sup>70</sup>	41334	9069	29069	4684	224684	4234684	3
----------------	--	---	--------------------	---------------------	-------	------	-------	------	--------	---------	---

## RIO 5

L4 1.6L 1599cc		3	1334 <sup>53</sup>	21334 <sup>70</sup>	41334	9069	29069	4684	224684	4234684	3
----------------	--	---	--------------------	---------------------	-------	------	-------	------	--------	---------	---

N/A = Not Available N/R = Not Required N/S = Not Servicable For cabin air locator chart, see pages 5-12 See pages 13-16 for footnotes

1) ProSelect - Normal Driving - Traditional Change Intervals 2) NAPA Gold - Severe Driving - OE Recommended intervals 3) NAPA Platinum - Harsh Driving - OE Recommend Intervals

N/A = Non disponible N/R = Non nécessaire N/S = Non réparable Voir le tableau des filtres et d'habillage aux pages 5-12 Voir pages 13-16 pour des notes

1) NAPA ProSelect et Argent - Conduite normale - Intervalles normaux de remplacement 2) NAPA Or - Conduite difficile - Intervalles recommandés par FEO 3) NAPA Platine - Conduite très difficile - Intervalles recommandés par FEO

N/A = No disponible N/R = No requerido N/S = No Servicable Para el aire de la cabina y tabla de localización de filtro, consulte las páginas 5-12 Ver las páginas 13-16 para las notas al pie de página

1) NAPA ProSelect y Plata - Manejo normal - Intervalos normales de cambio 2) NAPA Oro - Manejo difícil - Intervalos recomendados por el OEM 3) NAPA Platino - Manejo muy difícil - Intervalos recomendados por el OEM

*Italicized Part Numbers May Not Be Available.*Las piezas con números en *italicas* pueden no estar disponibles.  
Les numéros de pièce en *italiques* peuvent ne pas être disponibles.



Pass Car Light Truck - Oil - Air - Cabin

KIA 2010-2009

Year/Ano/Année Model/Modelo/Modèle Engine/Motor/Moteur	Eng. Code Código de motor Code moteur	VIN NIV NIV	GOLD Oil Aceite Huile	ProSelect Oil Aceite Huile	Platinum Oil Aceite Huile	GOLD Air Air Air	ProSelect Air Air Air	GOLD Cabin Air Cabina Aire Cabine Air	ProSelect Cabin Air Cabina Aire Cabine Air	Platinum Cabin Air Cabina Aire Cabine Air	Loc. Cabin Air Cabina Aire Cabine Air
--	---	-------------------	--------------------------------	-------------------------------------	------------------------------------	---------------------------	--------------------------------	--	---	--	--

KIA (Cont'd/Suite)

**2010** (Cont'd/Suite)

**RONDO**

L4 2.4L 2359cc		8	1334 <sup>53</sup>	21334 <sup>70</sup>	41334	9175	29175	4684	224684	4234684	3
V6 2.7L 2656cc		6	1334 <sup>53</sup>	21334 <sup>70</sup>	41334	9175	29175	4684	224684	4234684	3

**SEDONA**

V6 3.8L 3778cc		3	7250 <sup>329</sup> 7061 <sup>266</sup> 7029 <sup>311</sup>	27250 <sup>329</sup> 27061 <sup>266</sup> 27029 <sup>311</sup>	N/A <sup>29</sup> N/A <sup>266</sup> N/A <sup>311</sup>	9113	29113	4689	224689	N/A	2
----------------	--	---	---	--	---	------	-------	------	--------	-----	---

**SOUL**

L4 1.6L 1591cc		1	1334 <sup>53</sup>	21334 <sup>70</sup>	41334	9400	29400	4600	224600	N/A	3
L4 2.0L 1975cc		2	1334 <sup>53</sup>	21334 <sup>70</sup>	41334	9400	29400	4600	224600	N/A	3

**SPORTAGE**

L4 2.0L 1975cc		2,4	1334 <sup>53</sup>	21334 <sup>70</sup>	41334	2834	22834	4684	224684	4234684	3
V6 2.7L 2656cc		3	1334 <sup>53</sup>	21334 <sup>70</sup>	41334	2834	22834	4684	224684	4234684	3

**2009**

**AMANTI**

V6 3.8L 3778cc		5	7061	27061	N/A	9900	N/A	4809	N/A	N/A	3
----------------	--	---	------	-------	-----	------	-----	------	-----	-----	---

**BORREGO**

V6 3.8L 3778cc		1	7029 <sup>311</sup> 7250 <sup>329</sup>	27029 <sup>311</sup> 27250 <sup>329</sup>	N/A <sup>311</sup> N/A <sup>29</sup>	9600	N/A	9353	229353	N/A	3
V8 4.6L 4627cc		2	7029	27029	N/A	9600	N/A	9353	229353	N/A	3

**MAGENTIS**

L4 2.4L 2351cc		6	1334 <sup>53</sup>	21334 <sup>70</sup>	41334	9175	29175	4517	224517	N/A	3
V6 2.7L 2656cc		8	1334 <sup>53</sup>	21334 <sup>70</sup>	41334	9175	29175	4517	224517	N/A	3

**OPTIMA**

L4 2.4L 2359cc		8	1334 <sup>53</sup>	21334 <sup>70</sup>	41334	9175	29175	4517	224517	N/A	3
V6 2.7L 2656cc		4	1334 <sup>53</sup>	21334 <sup>70</sup>	41334	9175	29175	4517	224517	N/A	3

**RIO**

L4 1.6L 1599cc		3	1334 <sup>53</sup>	21334 <sup>70</sup>	41334	9069	29069	4684	224684	4234684	3
----------------	--	---	--------------------	---------------------	-------	------	-------	------	--------	---------	---

**RIO 5**

L4 1.6L 1599cc		3	1334 <sup>53</sup>	21334 <sup>70</sup>	41334	9069	29069	4684	224684	4234684	3
----------------	--	---	--------------------	---------------------	-------	------	-------	------	--------	---------	---

**RONDO**

L4 2.4L 2359cc		8	1334 <sup>53</sup>	21334 <sup>70</sup>	41334	9175	29175	4684	224684	4234684	3
V6 2.7L 2656cc		6	1334 <sup>53</sup>	21334 <sup>70</sup>	41334	9175	29175	4684	224684	4234684	3

**SEDONA**

V6 3.8L 3778cc		3	7061 <sup>266</sup> 7029 <sup>311</sup> 7250 <sup>329</sup>	27061 <sup>266</sup> 27029 <sup>311</sup> 27250 <sup>329</sup>	N/A <sup>266</sup> N/A <sup>311</sup> N/A <sup>29</sup>	9113	29113	4689	224689	N/A	2
----------------	--	---	---	--	---	------	-------	------	--------	-----	---

**SORENTO**

V6 3.3L 3345cc		5	7061 <sup>266</sup> 7029 <sup>267</sup>	27061 <sup>266</sup> 27029 <sup>267</sup>	N/A <sup>266</sup> N/A <sup>267</sup>	9180	29180	4794	224794	N/A	3
V6 3.8L 3778cc		6	7061 <sup>266</sup> 7029 <sup>267</sup>	27061 <sup>266</sup> 27029 <sup>267</sup>	N/A <sup>266</sup> N/A <sup>267</sup>	9180	29180	4794	224794	N/A	3

**SPECTRA**

L4 2.0L 1975cc		1,2	1334 <sup>53</sup>	21334 <sup>70</sup>	41334	2551	22551	9353	229353	N/A	3
----------------	--	-----	--------------------	---------------------	-------	------	-------	------	--------	-----	---

**SPECTRA5**

L4 2.0L 1975cc		1,2	1334 <sup>53</sup>	21334 <sup>70</sup>	41334	2551	22551	9353	229353	N/A	3
----------------	--	-----	--------------------	---------------------	-------	------	-------	------	--------	-----	---

**SPORTAGE**

L4 2.0L 1975cc		2	1334 <sup>53</sup>	21334 <sup>70</sup>	41334	2834	22834	4684	224684	4234684	3
		4	1334 <sup>53</sup>	21334 <sup>70</sup>	41334	2834	22834	4684	224684	4234684	3
V6 2.7L 2656cc		3	1334 <sup>53</sup>	21334 <sup>70</sup>	41334	2834	22834	4684	224684	4234684	3

N/A = Not Available N/R = Not Required N/S = Not Servicable For cabin air locator chart, see pages 5-12 See pages 13-16 for footnotes

1) ProSelect - Normal Driving - Traditional Change Intervals 2) NAPA Gold - Severe Driving - OE Recommended intervals 3) NAPA Platinum - Harsh Driving - OE Recommend Intervals

N/A = Non disponible N/R = Non nécessaire N/S = Non réparable Voir le tableau des filtres et d'habitacle aux pages 5-12 Voir pages 13-16 pour des notes

1) NAPA ProSelect et Argent - Conduite normale - Intervalles normaux de remplacement 2) NAPA Or - Conduite difficile - Intervalles recommandés par FEO 3) NAPA Platine - Conduite très difficile - Intervalles recommandés par FEO

N/A = No disponible N/R = No requerido N/S = No Servicable Para el aire de la cabina y tabla de localización de filtro, consulte las páginas 5-12 Ver las páginas 13-16 para las notas al pie de página

1) NAPA ProSelect y Plata - Manejo normal - Intervalos normales de cambio 2) NAPA Oro - Manejo difícil - Intervalos recomendados por el OEM 3) NAPA Platino - Manejo muy difícil - Intervalos recomendados por el OEM

*Italicized Part Numbers May Not Be Available.*

Las piezas con números en *italicas* pueden no estar disponibles.

Les numéros de pièce en *italiques* peuvent ne pas être disponibles.

P  
a  
s  
s  
C  
a  
r  
L  
i  
g  
h  
t  
T  
r  
u  
c  
k  
O  
i  
l  
-  
A  
i  
r  
-  
C  
a  
b  
i  
n



KIA 2008-2007

## Pass Car Light Truck - Oil - Air - Cabin

Year/Año/Année Model/Modelo/Modèle Engine/Motor/Moteur	Eng. Code Código de motor Code moteur	VIN NIV NIV	GOLD Oil Aceite Huile	ProSelect Oil Aceite Huile	Platinum Oil Aceite Huile	GOLD Air Aire Air	ProSelect Air Aire Air	GOLD Cabin Air Cabina Aire Cabine Air	ProSelect Cabin Air Cabina Aire Cabine Air	Platinum Cabin Air Cabina Aire Cabine Air	Loc. Cabin Air Cabina Aire Cabine Air
--	---	-------------------	--------------------------------	-------------------------------------	------------------------------------	----------------------------	---------------------------------	--	---	--	--

## KIA (Cont'd/Suite)

**2008**

## AMANTI

V6 3.8L 3778cc		5	7061	27061	N/A	9900	N/A	4809	N/A	N/A	3
----------------	--	---	------	-------	-----	------	-----	------	-----	-----	---

## MAGENTIS

L4 2.4L 2351cc		6	1334 <sup>53</sup>	21334 <sup>70</sup>	41334	9175	29175	4517	224517	N/A	
V6 2.7L 2656cc		8	1334 <sup>53</sup>	21334 <sup>70</sup>	41334	9175	29175	4517	224517	N/A	

## OPTIMA

L4 2.4L 2359cc		3	1334 <sup>53</sup>	21334 <sup>70</sup>	41334	9175	29175	4517	224517	N/A	3
V6 2.7L 2656cc		4	1334 <sup>53</sup>	21334 <sup>70</sup>	41334	9175	29175	4517	224517	N/A	3

## RIO

L4 1.6L 1599cc		3	1334 <sup>53</sup>	21334 <sup>70</sup>	41334	9069	29069	4684	224684	4234684	3
----------------	--	---	--------------------	---------------------	-------	------	-------	------	--------	---------	---

## RIO 5

L4 1.6L 1599cc		3	1334 <sup>53</sup>	21334 <sup>70</sup>	41334	9069	29069	4684	224684	4234684	3
----------------	--	---	--------------------	---------------------	-------	------	-------	------	--------	---------	---

## RONDO

L4 2.4L 2359cc		5	1334 <sup>53</sup>	21334 <sup>70</sup>	41334	9175	29175	4684	224684	4234684	3
V6 2.7L 2656cc		6	1334 <sup>53</sup>	21334 <sup>70</sup>	41334	9175	29175	4684	224684	4234684	3

## SEDONA

V6 3.8L 3778cc		3	7061 <sup>266</sup> 7250 <sup>329</sup> 7029 <sup>311</sup>	27061 <sup>266</sup> 27250 <sup>329</sup> 27029 <sup>311</sup>	N/A <sup>266</sup> N/A <sup>329</sup> N/A <sup>311</sup>	9113	29113	4689	224689	N/A	2
----------------	--	---	---	--	--	------	-------	------	--------	-----	---

## SORENTO

V6 3.3L 3345cc		5	7061 <sup>266</sup> 7029 <sup>267</sup>	27061 <sup>266</sup> 27029 <sup>267</sup>	N/A <sup>266</sup> N/A <sup>267</sup>	9180	29180	4794	224794	N/A	3
V6 3.8L 3778cc		6	7061 <sup>266</sup> 7029 <sup>267</sup>	27061 <sup>266</sup> 27029 <sup>267</sup>	N/A <sup>266</sup> N/A <sup>267</sup>	9180	29180	4794	224794	N/A	3

## SPECTRA

L4 2.0L 1975cc		1,2	1334 <sup>53</sup>	21334 <sup>70</sup>	41334	2551	22551	9353	229353	N/A	3
----------------	--	-----	--------------------	---------------------	-------	------	-------	------	--------	-----	---

## SPECTRA5

L4 2.0L 1975cc		1,2	1334 <sup>53</sup>	21334 <sup>70</sup>	41334	2551	22551	9353	229353	N/A	3
----------------	--	-----	--------------------	---------------------	-------	------	-------	------	--------	-----	---

## SPORTAGE

L4 2.0L 1975cc		4	1334 <sup>53</sup>	21334 <sup>70</sup>	41334	2834	22834	4684	224684	4234684	3
V6 2.7L 2656cc		3	1334 <sup>53</sup>	21334 <sup>70</sup>	41334	2834	22834	4684	224684	4234684	3

**2007**

## AMANTI

V6 3.8L 3778cc		5	7061	27061	N/A	9900	N/A	4809	N/A	N/A	3
----------------	--	---	------	-------	-----	------	-----	------	-----	-----	---

## MAGENTIS

L4 2.4L 2351cc		6	1334 <sup>53</sup>	21334 <sup>70</sup>	41334	2797	22797	4517	224517	N/A	
V6 2.7L 2656cc		8	1334 <sup>53</sup>	21334 <sup>70</sup>	41334	2797	22797	4517	224517	N/A	

## OPTIMA

L4 2.4L 2359cc		3	1334 <sup>53</sup>	21334 <sup>70</sup>	41334	9175	29175	4517	224517	N/A	3
V6 2.7L 2656cc		4	1334 <sup>53</sup>	21334 <sup>70</sup>	41334	9175	29175	4517	224517	N/A	3

## RIO

L4 1.6L 1599cc		3	1334 <sup>53</sup>	21334 <sup>70</sup>	41334	9069	29069	4684	224684	4234684	3
----------------	--	---	--------------------	---------------------	-------	------	-------	------	--------	---------	---

## RIO 5

L4 1.6L 1599cc		3	1334 <sup>53</sup>	21334 <sup>70</sup>	41334	9069	29069	4684	224684	4234684	3
----------------	--	---	--------------------	---------------------	-------	------	-------	------	--------	---------	---

## RONDO

L4 2.4L 2359cc		5	1334 <sup>53</sup>	21334 <sup>70</sup>	41334	9175	29175	4684	224684	4234684	3
V6 2.7L 2656cc		6	1334 <sup>53</sup>	21334 <sup>70</sup>	41334	9175	29175	4684	224684	4234684	3

## SEDONA

V6 3.8L 3778cc		3	7061 <sup>266</sup> 7250 <sup>329</sup> 7029 <sup>329</sup>	27061 <sup>266</sup> 27250 <sup>329</sup> 27029 <sup>329</sup>	N/A <sup>266</sup> N/A <sup>329</sup> N/A <sup>329</sup>	9113	29113	4689	224689	N/A	2
----------------	--	---	---	--	--	------	-------	------	--------	-----	---

N/A = Not Available N/R = Not Required N/S = Not Servicable For cabin air locator chart, see pages 5-12 See pages 13-16 for footnotes

1) ProSelect - Normal Driving - Traditional Change Intervals 2) NAPA Gold - Severe Driving - OE Recommended intervals 3) NAPA Platinum - Harsh Driving - OE Recommend Intervals

N/A = Non disponible N/R = Non nécessaire N/S = Non réparable Voir le tableau des filtres et d'habitacle aux pages 5-12 Voir pages 13-16 pour des notes

1) NAPA ProSelect et Argent - Conduite normale - Intervalles normaux de remplacement 2) NAPA Or - Conduite difficile - Intervalles recommandés par FEO 3) NAPA Platine - Conduite très difficile - Intervalles recommandés par FEO

N/A = No disponible N/R = No requerido N/S = No Servicable Para el aire de la cabina y tabla de localización de filtro, consulte las páginas 5-12 Ver las páginas 13-16 para las notas al pie de página

1) NAPA ProSelect y Plata - Manejo normal - Intervalos normales de cambio 2) NAPA Oro - Manejo difícil - Intervalos recomendados por el OEM 3) NAPA Platino - Manejo muy difícil - Intervalos recomendados por el OEM

Italicized Part Numbers May Not Be Available.

Las piezas con números en *italicas* pueden no estar disponibles.  
Les numéros de pièce en *italiques* peuvent ne pas être disponibles.



Pass Car Light Truck - Oil - Air - Cabin

KIA 2007-2005

Year/Anio/Année Model/Modelo/Modele Engine/Motor/Moteur	Eng. Code Código de motor Code moteur	VIN NIV NIV	GOLD Oil Aceite Huile	ProSelect Oil Aceite Huile	Platinum Oil Aceite Huile	GOLD Air Aire Air	ProSelect Air Aire Air	GOLD Cabin Air Cabina Aire Cabine Air	ProSelect Cabin Air Cabina Aire Cabine Air	Platinum Cabin Air Cabina Aire Cabine Air	Loc. Cabin Air Cabina Aire Cabine Air
---	---	-------------------	--------------------------------	-------------------------------------	------------------------------------	----------------------------	---------------------------------	--	---	--	--

KIA (Cont'd/Suite)

**2007** (Cont'd/Suite)

**SORENTO**

V6 3.8L 3778cc		6	7061	27061	N/A	9180	29180	4794	224794	N/A	3
----------------	--	---	------	-------	-----	------	-------	------	--------	-----	---

**SPECTRA**

L4 2.0L 1975cc		1,2	1334 <sup>53</sup>	21334 <sup>70</sup>	41334	2551	22551	9353	229353	N/A	3
----------------	--	-----	--------------------	---------------------	-------	------	-------	------	--------	-----	---

**SPECTRA5**

L4 2.0L 1975cc		1,2	1334 <sup>53</sup>	21334 <sup>70</sup>	41334	2551	22551	9353	229353	N/A	3
----------------	--	-----	--------------------	---------------------	-------	------	-------	------	--------	-----	---

**SPORTAGE**

L4 2.0L 1975cc		4	1334 <sup>53</sup>	21334 <sup>70</sup>	41334	2834	22834	4684	224684	4234684	3
V6 2.7L 2656cc		3	1334 <sup>53</sup>	21334 <sup>70</sup>	41334	2834	22834	4684	224684	4234684	7

**2006**

**AMANTI**

V6 3.5L 3497cc		1	1334 <sup>53</sup>	21334 <sup>70</sup>	41334	2727	N/A	4809	N/A	N/A	3
----------------	--	---	--------------------	---------------------	-------	------	-----	------	-----	-----	---

**MAGENTIS**

L4 2.4L 2351cc		6	1334 <sup>53</sup>	21334 <sup>70</sup>	41334	2797	22797	4517	224517	N/A	
V6 2.7L 2656cc		8	1334 <sup>53</sup>	21334 <sup>70</sup>	41334	2797	22797	4517	224517	N/A	

**OPTIMA**

L4 2.4L 2351cc		6	1334 <sup>53</sup>	21334 <sup>70</sup>	41334			4517	224517	N/A	3
L4 2.4L 2359cc		3	1334 <sup>53</sup>	21334 <sup>70</sup>	41334	9175	29175	4517	224517	N/A	3
V6 2.7L 2656cc		4	1334 <sup>53</sup>	21334 <sup>70</sup>	41334	9175	29175	4517	224517	N/A	3

**RIO**

L4 1.6L 1599cc		3	1334 <sup>53</sup>	21334 <sup>70</sup>	41334	9069	29069	4684	224684	4234684	3
----------------	--	---	--------------------	---------------------	-------	------	-------	------	--------	---------	---

**RIO 5**

L4 1.6L 1599cc		3	1334 <sup>53</sup>	21334 <sup>70</sup>	41334	9069	29069	4684	224684	4234684	3
----------------	--	---	--------------------	---------------------	-------	------	-------	------	--------	---------	---

**SEDONA**

V6 3.8L 3778cc		1	1334 <sup>53</sup> Spin-on 7061 <sup>53</sup> Cart.	21334 <sup>70</sup> Spin-on 27061 <sup>70</sup> Cart.	41334 Spin-on N/A Cart.	9113	29113	4689	224689	N/A	2
----------------	--	---	--	--	----------------------------------	------	-------	------	--------	-----	---

**SORENTO**

V6 3.5L 3497cc		3	1334 <sup>53</sup>	21334 <sup>70</sup>	41334	2164	22164	N/R	N/R	N/R	
----------------	--	---	--------------------	---------------------	-------	------	-------	-----	-----	-----	--

**SPECTRA**

L4 2.0L 1975cc		1,2	1334 <sup>53</sup>	21334 <sup>70</sup>	41334	2551	22551	9353	229353	N/A	3
----------------	--	-----	--------------------	---------------------	-------	------	-------	------	--------	-----	---

**SPECTRA5**

L4 2.0L 1975cc		1,2	1334 <sup>53</sup>	21334 <sup>70</sup>	41334	2551	22551	9353	229353	N/A	3
----------------	--	-----	--------------------	---------------------	-------	------	-------	------	--------	-----	---

**SPORTAGE**

L4 2.0L 1975cc		4	1334 <sup>53</sup>	21334 <sup>70</sup>	41334	2834	22834	4684	224684	4234684	3
V6 2.7L 2656cc		3	1334 <sup>53</sup>	21334 <sup>70</sup>	41334	2834	22834	4684	224684	4234684	3

**2005**

**AMANTI**

V6 3.5L 3497cc		1	1334 <sup>53</sup>	21334 <sup>70</sup>	41334	2727	N/A	4809	N/A	N/A	3
----------------	--	---	--------------------	---------------------	-------	------	-----	------	-----	-----	---

**MAGENTIS**

L4 2.4L 2351cc		6	1334 <sup>53</sup>	21334 <sup>70</sup>	41334	2797	22797	N/A	N/A	N/A	
V6 2.7L 2656cc		8	1334 <sup>53</sup>	21334 <sup>70</sup>	41334	2797	22797	N/A	N/A	N/A	

**OPTIMA**

L4 2.4L 2351cc		6	1334 <sup>53</sup>	21334 <sup>70</sup>	41334	2797	22797	4015	224015	N/A	
V6 2.7L 2656cc		8	1334 <sup>53</sup>	21334 <sup>70</sup>	41334	2797	22797	4015	224015	N/A	

**RIO**

L4 1.6L 1594cc		5	1358 <sup>53</sup>	21358 <sup>70</sup>	41358	6340	26340	N/R	N/R	N/R	
----------------	--	---	--------------------	---------------------	-------	------	-------	-----	-----	-----	--

**SEDONA**

V6 3.5L 3497cc		1	1334 <sup>53</sup>	21334 <sup>70</sup>	41334	2086	22086	N/R	N/R	N/R	
----------------	--	---	--------------------	---------------------	-------	------	-------	-----	-----	-----	--

N/A = Not Available N/R = Not Required N/S = Not Servicable For cabin air locator chart, see pages 5-12 See pages 13-16 for footnotes

1) ProSelect - Normal Driving - Traditional Change Intervals 2) NAPA Gold - Severe Driving - OE Recommended intervals 3) NAPA Platinum - Harsh Driving - OE Recommend Intervals

N/A = Non disponible N/R = Non nécessaire N/S = Non réparable Voir le tableau des filtres et d'habitacle aux pages 5-12 Voir pages 13-16 pour des notes

1) NAPA ProSelect et Argent - Conduite normale - Intervalles normaux de remplacement 2) NAPA Or - Conduite difficile - Intervalles recommandés par FEO 3) NAPA Platine - Conduite très difficile - Intervalles recommandés par FEO

N/A = No disponible N/R = No requerido N/S = No Servicable Para el aire de la cabina y tabla de localización de filtro, consulte las páginas 5-12 Ver las páginas 13-16 para las notas al pie de página

1) NAPA ProSelect y Plata - Manejo normal - Intervalos normales de cambio 2) NAPA Oro - Manejo difícil - Intervalos recomendados por el OEM 3) NAPA Platino - Manejo muy difícil - Intervalos recomendados por el OEM

*Italicized Part Numbers May Not Be Available.*

Las piezas con números en *italicas* pueden no estar disponibles.

Les numéros de pièce en *italiques* peuvent ne pas être disponibles.

P  
a  
s  
s  
C  
a  
r  
L  
i  
g  
h  
t  
T  
r  
u  
c  
k  
O  
i  
l  
-  
A  
i  
r  
-  
C  
a  
b  
i  
n



KIA 2005-2002

## Pass Car Light Truck - Oil - Air - Cabin

Year/Año/Année Model/Modelo/Modele Engine/Motor/Moteur	Eng. Code Código de motor Code moteur	VIN NIV NIV	GOLD Oil Aceite Huile	ProSelect Oil Aceite Huile	Platinum Oil Aceite Huile	GOLD Air Aire Air	ProSelect Air Aire Air	GOLD Cabin Air Cabina Aire Cabine Air	ProSelect Cabin Air Cabina Aire Cabine Air	Platinum Cabin Air Cabina Aire Cabine Air	Loc. Cabin Air Cabina Aire Cabine Air
--	---	-------------------	--------------------------------	-------------------------------------	------------------------------------	----------------------------	---------------------------------	--	---	--	--

## KIA (Cont'd/Suite)

## 2005 (Cont'd/Suite)

## SORENTO

V6 3.5L 3497cc		3	1334 <sup>53</sup>	21334 <sup>70</sup>	41334	2164	22164	N/R	N/R	N/R	
----------------	--	---	--------------------	---------------------	-------	------	-------	-----	-----	-----	--

## SPECTRA

L4 2.0L 1975cc		1,2	1334 <sup>53</sup>	21334 <sup>70</sup>	41334	2551	22551	9353	229353	N/A	3
----------------	--	-----	--------------------	---------------------	-------	------	-------	------	--------	-----	---

## SPECTRA5

L4 2.0L 1975cc		1,2	1334 <sup>53</sup>	21334 <sup>70</sup>	41334	2551	22551	9353	229353	N/A	3
----------------	--	-----	--------------------	---------------------	-------	------	-------	------	--------	-----	---

## SPORTAGE

L4 2.0L 1975cc		4	1334 <sup>53</sup>	21334 <sup>70</sup>	41334	2834	22834	4684	224684	4234684	3
----------------	--	---	--------------------	---------------------	-------	------	-------	------	--------	---------	---

V6 2.7L 2656cc		3	1334 <sup>53</sup>	21334 <sup>70</sup>	41334	2834	22834	4684	224684	4234684	3
----------------	--	---	--------------------	---------------------	-------	------	-------	------	--------	---------	---

## 2004

## AMANTI

V6 3.5L 3497cc		1	1334 <sup>53</sup>	21334 <sup>70</sup>	41334	2727	N/A	4809	N/A	N/A	3
----------------	--	---	--------------------	---------------------	-------	------	-----	------	-----	-----	---

## MAGENTIS

L4 2.4L 2351cc		6	1334 <sup>53</sup>	21334 <sup>70</sup>	41334	2797	22797	N/A	N/A	N/A	
----------------	--	---	--------------------	---------------------	-------	------	-------	-----	-----	-----	--

V6 2.7L 2656cc		8	1334 <sup>53</sup>	21334 <sup>70</sup>	41334	2797	22797	N/A	N/A	N/A	
----------------	--	---	--------------------	---------------------	-------	------	-------	-----	-----	-----	--

## OPTIMA

L4 2.4L 2351cc		6	1334 <sup>53</sup>	21334 <sup>70</sup>	41334	2797	22797	N/R	N/R	N/R	
----------------	--	---	--------------------	---------------------	-------	------	-------	-----	-----	-----	--

V6 2.7L 2656cc		8	1334 <sup>53</sup>	21334 <sup>70</sup>	41334	2797	22797	N/R	N/R	N/R	
----------------	--	---	--------------------	---------------------	-------	------	-------	-----	-----	-----	--

## RIO

L4 1.6L 1594cc		5	1358 <sup>53</sup>	21358 <sup>70</sup>	41358	6340	26340	N/R	N/R	N/R	
----------------	--	---	--------------------	---------------------	-------	------	-------	-----	-----	-----	--

## SEDONA

V6 3.5L 3497cc		1	1334 <sup>53</sup>	21334 <sup>70</sup>	41334	2086	22086	N/R	N/R	N/R	
----------------	--	---	--------------------	---------------------	-------	------	-------	-----	-----	-----	--

## SORENTO

V6 3.5L 3497cc		3	1334 <sup>53</sup>	21334 <sup>70</sup>	41334	2164	22164	N/R	N/R	N/R	
----------------	--	---	--------------------	---------------------	-------	------	-------	-----	-----	-----	--

## SPECTRA

L4 1.8L 1793cc	5BP	1	1358 <sup>53</sup>	21358 <sup>70</sup>	41358	N/A <sup>61</sup>	N/A <sup>61</sup>	9353	229353	N/A	5
----------------	-----	---	--------------------	---------------------	-------	-------------------	-------------------	------	--------	-----	---

L4 2.0L 1975cc		1,2	1334 <sup>53</sup>	21334 <sup>70</sup>	41334	2551	22551	9353	229353	N/A	5
----------------	--	-----	--------------------	---------------------	-------	------	-------	------	--------	-----	---

## 2003

## MAGENTIS

L4 2.4L 2351cc		6	1334 <sup>53</sup>	21334 <sup>70</sup>	41334	2797	22797	N/A	N/A	N/A	
----------------	--	---	--------------------	---------------------	-------	------	-------	-----	-----	-----	--

V6 2.7L 2656cc		8	1334 <sup>53</sup>	21334 <sup>70</sup>	41334	2797	22797	N/A	N/A	N/A	
----------------	--	---	--------------------	---------------------	-------	------	-------	-----	-----	-----	--

## OPTIMA

L4 2.4L 2351cc		6	1334 <sup>53</sup>	21334 <sup>70</sup>	41334	2797	22797	N/R	N/R	N/R	
----------------	--	---	--------------------	---------------------	-------	------	-------	-----	-----	-----	--

V6 2.7L 2656cc		8	1334 <sup>53</sup>	21334 <sup>70</sup>	41334	2797	22797	N/R	N/R	N/R	
----------------	--	---	--------------------	---------------------	-------	------	-------	-----	-----	-----	--

## RIO

L4 1.6L 1594cc		5	1358 <sup>53</sup>	21358 <sup>70</sup>	41358	6340	26340	N/R	N/R	N/R	
----------------	--	---	--------------------	---------------------	-------	------	-------	-----	-----	-----	--

## SEDONA

V6 3.5L 3497cc		1	1334 <sup>53</sup>	21334 <sup>70</sup>	41334	2086	22086	N/R	N/R	N/R	
----------------	--	---	--------------------	---------------------	-------	------	-------	-----	-----	-----	--

## SORENTO

V6 3.5L 3497cc		3	1334 <sup>53</sup>	21334 <sup>70</sup>	41334	2164	22164	N/R	N/R	N/R	
----------------	--	---	--------------------	---------------------	-------	------	-------	-----	-----	-----	--

## SPECTRA

L4 1.8L 1793cc	5BP	1	1358 <sup>53</sup>	21358 <sup>70</sup>	41358	N/A <sup>61</sup>	N/A <sup>61</sup>	N/R	N/R	N/R	
----------------	-----	---	--------------------	---------------------	-------	-------------------	-------------------	-----	-----	-----	--

## 2002

## MAGENTIS

L4 2.4L 2351cc		6	1334 <sup>53</sup>	21334 <sup>70</sup>	41334	2797	22797	N/A	N/A	N/A	
----------------	--	---	--------------------	---------------------	-------	------	-------	-----	-----	-----	--

V6 2.7L 2656cc			1334 <sup>53</sup>	21334 <sup>70</sup>	41334	2797	22797	N/A	N/A	N/A	
----------------	--	--	--------------------	---------------------	-------	------	-------	-----	-----	-----	--

## OPTIMA

L4 2.4L 2351cc		6	1334 <sup>53</sup>	21334 <sup>70</sup>	41334	2797	22797	N/R	N/R	N/R	
----------------	--	---	--------------------	---------------------	-------	------	-------	-----	-----	-----	--

V6 2.7L 2656cc		8	1334 <sup>53</sup>	21334 <sup>70</sup>	41334	2797	22797	N/R	N/R	N/R	
----------------	--	---	--------------------	---------------------	-------	------	-------	-----	-----	-----	--

N/A = Not Available N/R = Not Required N/S = Not Servicable For cabin air locator chart, see pages 5-12 See pages 13-16 for footnotes

1) ProSelect - Normal Driving - Traditional Change Intervals 2) NAPA Gold - Severe Driving - OE Recommended intervals 3) NAPA Platinum - Harsh Driving - OE Recommend Intervals

N/A = Non disponible N/R = Non nécessaire N/S = Non réparable Voir le tableau des filtres et d'habitacle aux pages 5-12 Voir pages 13-16 pour des notes

1) NAPA ProSelect et Argent - Conduite normale - Intervalles normaux de remplacement 2) NAPA Or - Conduite difficile - Intervalles recommandés par FEO 3) NAPA Platine - Conduite très difficile - Intervalles recommandés par FEO

N/A = No disponible N/R = No requerido N/S = No Servicable Para el aire de la cabina y tabla de localización de filtro, consulte las páginas 5-12 Ver las páginas 13-16 para las notas al pie de página

1) NAPA ProSelect y Plata - Manejo normal - Intervalos normales de cambio 2) NAPA Oro - Manejo difícil - Intervalos recomendados por el OEM 3) NAPA Platino - Manejo muy difícil - Intervalos recomendados por el OEM

*Italicized Part Numbers May Not Be Available.*

Las piezas con números en *italicas* pueden no estar disponibles.  
Les numéros de pièce en *italiques* peuvent ne pas être disponibles.





Pass Car Light Truck - Oil - Air - Cabin

KIA 2002 —  
LAND ROVER 2023

Year/Año/Année Model/Modelo/Modèle Engine/Motor/Moteur	Eng. Code Código de motor Code moteur	VIN NIV NIV	GOLD Oil Aceite Huile	ProSelect Oil Aceite Huile	Platinum Oil Aceite Huile	GOLD Air Aire Air	ProSelect Air Aire Air	GOLD Cabin Air Cabina Aire Cabine Air	ProSelect Cabin Air Cabina Aire Cabine Air	Platinum Cabin Air Cabina Aire Cabine Air	Loc. Cabin Air Cabina Aire Cabine Air
--	---	-------------------	--------------------------------	-------------------------------------	------------------------------------	----------------------------	---------------------------------	--	---	--	--

KIA (Cont'd/Suite)

**2002** (Cont'd/Suite)

RIO

L4 1.5L 1500cc		3	1358 <sup>53</sup>	21358 <sup>70</sup>	41358	6340	26340	N/R	N/R	N/R	
----------------	--	---	--------------------	---------------------	-------	------	-------	-----	-----	-----	--

SEDONA

V6 3.5L 3497cc		1	1334 <sup>53</sup>	21334 <sup>70</sup>	41334	2086	22086	N/R	N/R	N/R	
----------------	--	---	--------------------	---------------------	-------	------	-------	-----	-----	-----	--

SPECTRA

L4 1.8L 1793cc	5BP	1	1358 <sup>53</sup>	21358 <sup>70</sup>	41358	N/A <sup>61</sup>	N/A <sup>61</sup>	N/R	N/R	N/R	
----------------	-----	---	--------------------	---------------------	-------	-------------------	-------------------	-----	-----	-----	--

SPORTAGE

L4 2.0L 1998cc	FED	3	1357	21356 <sup>70</sup>	N/A	2015	22015	N/R	N/R	N/R	
----------------	-----	---	------	---------------------	-----	------	-------	-----	-----	-----	--

**2001**

MAGENTIS

L4 2.4L 2351cc			1334 <sup>53</sup>	21334 <sup>70</sup>	41334	2797	22797	N/A	N/A	N/A	
----------------	--	--	--------------------	---------------------	-------	------	-------	-----	-----	-----	--

V6 2.5L 2500cc			1334 <sup>53</sup>	21334 <sup>70</sup>	41334	2797	22797	N/A	N/A	N/A	
----------------	--	--	--------------------	---------------------	-------	------	-------	-----	-----	-----	--

OPTIMA

L4 2.4L 2351cc		6	1334 <sup>53</sup>	21334 <sup>70</sup>	41334	2797	22797	N/R	N/R	N/R	
----------------	--	---	--------------------	---------------------	-------	------	-------	-----	-----	-----	--

V6 2.5L 2500cc		4	1334 <sup>53</sup>	21334 <sup>70</sup>	41334	2797	22797	N/R	N/R	N/R	
----------------	--	---	--------------------	---------------------	-------	------	-------	-----	-----	-----	--

RIO

L4 1.5L 1500cc		3	1358 <sup>53</sup>	21358 <sup>70</sup>	41358	6340	26340	N/R	N/R	N/R	
----------------	--	---	--------------------	---------------------	-------	------	-------	-----	-----	-----	--

SEPHIA

L4 1.8L 1793cc	5BP	1	1358 <sup>53</sup>	21358 <sup>70</sup>	41358	N/A <sup>61</sup>	N/A <sup>61</sup>	N/R	N/R	N/R	
----------------	-----	---	--------------------	---------------------	-------	-------------------	-------------------	-----	-----	-----	--

SPECTRA

L4 1.8L 1793cc	5BP	1	1358 <sup>53</sup>	21358 <sup>70</sup>	41358	N/A <sup>61</sup>	N/A <sup>61</sup>	N/R	N/R	N/R	
----------------	-----	---	--------------------	---------------------	-------	-------------------	-------------------	-----	-----	-----	--

SPORTAGE

L4 2.0L 1998cc	FED	3	1357	21356 <sup>70</sup>	N/A	2015	22015	N/R	N/R	N/R	
----------------	-----	---	------	---------------------	-----	------	-------	-----	-----	-----	--

LAND ROVER

**2023**

DEFENDER 110

L4 2.0L 1997CC 122CID Turbo			100419	2100419	N/A	201398	N/A	230605	N/A	N/A	
-----------------------------	--	--	--------	---------	-----	--------	-----	--------	-----	-----	--

L6 3L 2996CC 183CID Turbo	U		100513	N/A	N/A	201398	N/A	230605	N/A	N/A	
---------------------------	---	--	--------	-----	-----	--------	-----	--------	-----	-----	--

V8 5.0L 5000cc 305 CID Super Charged	E		7279	27279	47279	201398	N/A	230605	N/A	N/A	
--------------------------------------	---	--	------	-------	-------	--------	-----	--------	-----	-----	--

DEFENDER 90

L4 2.0L 1997CC 122CID Turbo			100419	2100419	N/A	201398	N/A	230605	N/A	N/A	
-----------------------------	--	--	--------	---------	-----	--------	-----	--------	-----	-----	--

L6 3L 2996CC 183CID Turbo	U		100513	N/A	N/A	201398	N/A	230605	N/A	N/A	
---------------------------	---	--	--------	-----	-----	--------	-----	--------	-----	-----	--

V8 5.0L 5000cc 305 CID Super Charged	E		7279	27279	47279	201398	N/A	230605	N/A	N/A	
--------------------------------------	---	--	------	-------	-------	--------	-----	--------	-----	-----	--

DISCOVERY

L4 2L 2000CC 122CID Turbo	Y		100419	2100419	N/A	200888	N/A	4511 <sup>78</sup>	224511 <sup>78</sup>	N/A <sup>78</sup>	
---------------------------	---	--	--------	---------	-----	--------	-----	--------------------	----------------------	-------------------	--

L6 3L 2996CC 183CID Turbo	U		100513	N/A	N/A	9593	29593	230605	N/A	N/A	
---------------------------	---	--	--------	-----	-----	------	-------	--------	-----	-----	--

DISCOVERY SPORT

L4 2.0L 1999cc 122 CID Turbo	G		100419	2100419	N/A	200888	N/A	239309	N/A	N/A	
------------------------------	---	--	--------	---------	-----	--------	-----	--------	-----	-----	--

RANGE ROVER

L6 3L 2996CC 183CID Turbo	U		100513	N/A	N/A	9593(2)	N/A	4511 <sup>78</sup>	224511 <sup>78</sup>	N/A <sup>78</sup>	
---------------------------	---	--	--------	-----	-----	---------	-----	--------------------	----------------------	-------------------	--

V8 4.4L 4400CC 269CID Turbo			N/S	N/S	N/A	9593(2)	N/A	4511 <sup>78</sup>	224511 <sup>78</sup>	N/A <sup>78</sup>	
-----------------------------	--	--	-----	-----	-----	---------	-----	--------------------	----------------------	-------------------	--

RANGE ROVER EVOQUE

L4 2.0L 1999cc 122 CID Turbo	G		100419	2100419	N/A	200888	N/A	239309	N/A	N/A	1
------------------------------	---	--	--------	---------	-----	--------	-----	--------	-----	-----	---

RANGE ROVER SPORT

L4 2L 2000CC 122CID Turbo	Y		100419	2100419	N/A	200888	N/A	4511 <sup>78</sup>	224511 <sup>78</sup>	N/A <sup>78</sup>	
---------------------------	---	--	--------	---------	-----	--------	-----	--------------------	----------------------	-------------------	--

L6 3L 2996CC 183CID Turbo	U		100513	N/A	N/A	9593(2)	N/A	4511 <sup>78</sup>	224511 <sup>78</sup>	N/A <sup>78</sup>	
---------------------------	---	--	--------	-----	-----	---------	-----	--------------------	----------------------	-------------------	--

V8 4.4L 4400CC 269CID Turbo			N/S	N/S	N/A	9593(2)	N/A	4511	224511	N/A	
-----------------------------	--	--	-----	-----	-----	---------	-----	------	--------	-----	--

N/A = Not Available N/R = Not Required N/S = Not Servicable For cabin air locator chart, see pages 5-12 See pages 13-16 for footnotes

1) ProSelect - Normal Driving - Traditional Change Intervals 2) NAPA Gold - Severe Driving - OE Recommended intervals 3) NAPA Platinum - Harsh Driving - OE Recommend Intervals

N/A = Non disponible N/R = Non nécessaire N/S = Non réparable Voir le tableau des filtres et d'habitacle aux pages 5-12 Voir pages 13-16 pour des notes

1) NAPA ProSelect et Argent - Conduite normale - Intervalles normaux de remplacement 2) NAPA Or - Conduite difficile - Intervalles recommandés par FEO 3) NAPA Platine - Conduite très difficile - Intervalles recommandés par FEO

N/A = No disponible N/R = No requerido N/S = No Servicable Para el aire de la cabina y tabla de localización de filtro, consulte las páginas 5-12 Ver las páginas 13-16 para las notas al pie de página

1) NAPA ProSelect y Plata - Manejo normal - Intervalos normales de cambio 2) NAPA Oro - Manejo difícil - Intervalos recomendados por el OEM 3) NAPA Platino - Manejo muy difícil - Intervalos recomendados por el OEM

*Italicized Part Numbers May Not Be Available.*

Las piezas con números en *italicas* pueden no estar disponibles.

Les numéros de pièce en *italiques* peuvent ne pas être disponibles.

P  
a  
s  
s  
C  
a  
r  
L  
i  
g  
h  
t  
T  
r  
u  
c  
k  
O  
i  
l  
-  
A  
i  
r  
-  
C  
a  
b  
i  
n



## LAND ROVER 2023-2021

## Pass Car Light Truck - Oil - Air - Cabin

Year/Año/Année Model/Modelo/Modèle Engine/Motor/Moteur	Eng. Code Código de motor Code moteur	VIN NIV NIV	GOLD Oil Aceite Huile	ProSelect Oil Aceite Huile	Platinum Oil Aceite Huile	GOLD Air Aire Air	ProSelect Air Aire Air	GOLD Cabin Air Cabina Aire Cabine Air	ProSelect Cabin Air Cabina Aire Cabine Air	Platinum Cabin Air Cabina Aire Cabine Air	Loc. Cabin Air Cabina Aire Cabine Air
--	---	-------------------	--------------------------------	-------------------------------------	------------------------------------	----------------------------	---------------------------------	--	---	--	--

## LAND ROVER (Cont'd/Suite)

## 2023 (Cont'd/Suite)

## Range Rover Velar

L4 2.0L 1997CC 122CID Turbo			100419	2100419	N/A	200566	N/A	4511 <sup>78</sup>	224511 <sup>78</sup>	N/A <sup>78</sup>	
L6 3L 2996CC 183CID Turbo		U	100513	N/A	N/A	200566	N/A	4511 <sup>78</sup>	224511 <sup>78</sup>	N/A <sup>78</sup>	8
						200565 Left	N/A				
						200565 Right	N/A				

## 2022

## DEFENDER 110

L4 2.0L 1997CC 122CID Turbo			100419	2100419	N/A	201398	N/A	230605	N/A	N/A	
L6 3L 2996CC 183CID Turbo		U	100513	N/A	N/A	201398	N/A	230605	N/A	N/A	
V8 5.0L 5000cc 305 CID Super Charged		E	7279	27279	47279	201398	N/A	230605	N/A	N/A	

## DEFENDER 90

L4 2.0L 1997CC 122CID Turbo			100419	2100419	N/A	201398	N/A	230605	N/A	N/A	
L6 3L 2996CC 183CID Turbo		U	100513	N/A	N/A	201398	N/A	230605	N/A	N/A	
V8 5.0L 5000cc 305 CID Super Charged		E	7279	27279	47279	201398	N/A	230605	N/A	N/A	

## DISCOVERY

L4 2L 2000CC 122CID Turbo		Y	100419	2100419	N/A	200888	N/A	4511 <sup>78</sup>	224511 <sup>78</sup>	N/A <sup>78</sup>	
L6 3L 2996CC 183CID Turbo		U	100513	N/A	N/A	9593	29593	230605	N/A	N/A	

## DISCOVERY SPORT

L4 2.0L 1999cc 122 CID Turbo		G	100419	2100419	N/A	200888	N/A	239309	N/A	N/A	
------------------------------	--	---	--------	---------	-----	--------	-----	--------	-----	-----	--

## RANGE ROVER

L6 3L 2996CC 183CID Turbo		U	100513	N/A	N/A	9593(2)	N/A	4511 <sup>78</sup>	224511 <sup>78</sup>	N/A <sup>78</sup>	
V8 4.4L 4400CC 269CID Turbo			N/S	N/S	N/A	9593(2)	N/A	4511 <sup>78</sup>	224511 <sup>78</sup>	N/A <sup>78</sup>	
V8 5.0L 5000cc 305 CID Super Charged		E	7279	27279	47279	9593(2)	N/A	4511 <sup>78</sup>	224511 <sup>78</sup>	N/A <sup>78</sup>	8

## RANGE ROVER EVOQUE

L4 2.0L 1999cc 122 CID Turbo		G	100419	2100419	N/A	200888	N/A	239309	N/A	N/A	1
------------------------------	--	---	--------	---------	-----	--------	-----	--------	-----	-----	---

## RANGE ROVER SPORT

L4 2L 2000CC 122CID Turbo		Y	100419	2100419	N/A	200888	N/A	4511 <sup>78</sup>	224511 <sup>78</sup>	N/A <sup>78</sup>	
L6 3L 2996CC 183CID Turbo		U	100513	N/A	N/A	9593(2)	N/A	4511 <sup>78</sup>	224511 <sup>78</sup>	N/A <sup>78</sup>	
V6 3.0L 183 CID Turbo Diesel		K	107490	N/A	N/A	9593(2)	N/A	4511 <sup>78</sup>	224511 <sup>78</sup>	N/A <sup>78</sup>	8
V8 5.0L 5000cc 305 CID Super Charged		E	7279	27279	47279	9593(2)	N/A	4511 <sup>78</sup>	224511 <sup>78</sup>	N/A <sup>78</sup>	8

## Range Rover Velar

L4 2.0L 1997CC 122CID Turbo			100419	2100419	N/A	200566	N/A	4511 <sup>78</sup>	224511 <sup>78</sup>	N/A <sup>78</sup>	
L4 2L Turbo Diesel			100419	2100419	N/A	200566	N/A	4511 <sup>78</sup>	224511 <sup>78</sup>	N/A <sup>78</sup>	
L6 3L 2996CC 183CID Turbo		U	100513	N/A	N/A	200566	N/A	4511 <sup>78</sup>	224511 <sup>78</sup>	N/A <sup>78</sup>	8
						Left	N/A				
						200565 Right	N/A				
V8 5.0L 5000cc 305 CID Super Charged		E	7279	27279	47279	9593(2)	N/A	4511 <sup>78</sup>	224511 <sup>78</sup>	N/A <sup>78</sup>	

## 2021

## DEFENDER 110

L4 2.0L 1997CC 122CID Turbo			100419	2100419	N/A	201398	N/A	N/S	N/S	N/A	
L6 3L 2996CC 183CID Turbo		U	100513	N/A	N/A	201398	N/A	230605	N/A	N/A	

## DEFENDER 90

L4 2.0L 1997CC 122CID Turbo			100419	2100419	N/A	201398	N/A	N/S	N/S	N/A	
L6 3L 2996CC 183CID Turbo		U	100513	N/A	N/A	201398	N/A	230605	N/A	N/A	

N/A = Not Available N/R = Not Required N/S = Not Servicable For cabin air locator chart, see pages 5-12 See pages 13-16 for footnotes

1) ProSelect - Normal Driving - Traditional Change Intervals 2) NAPA Gold - Severe Driving - OE Recommended intervals 3) NAPA Platinum - Harsh Driving - OE Recommend Intervals

N/A = Non disponible N/R = Non nécessaire N/S = Non réparable Voir le tableau des filtres et d'habitacle aux pages 5-12 Voir pages 13-16 pour des notes

1) NAPA ProSelect et Argent - Conduite normale - Intervalles normaux de remplacement 2) NAPA Or - Conduite difficile - Intervalles recommandés par FEO 3) NAPA Platine - Conduite très difficile - Intervalles recommandés par FEO

N/A = No disponible N/R = No requerido N/S = No Servicable Para el aire de la cabina y tabla de localización de filtro, consulte las páginas 5-12 Ver las páginas 13-16 para las notas al pie de página

1) NAPA ProSelect y Plata - Manejo normal - Intervalos normales de cambio 2) NAPA Oro - Manejo difícil - Intervalos recomendados por el OEM 3) NAPA Platino - Manejo muy difícil - Intervalos recomendados por el OEM

*Italicized Part Numbers May Not Be Available.*

Las piezas con números en *italicas* pueden no estar disponibles.  
Les numéros de pièce en *italiques* peuvent ne pas être disponibles.



Pass Car Light Truck - Oil - Air - Cabin

LAND ROVER 2021-2020

Year/Año/Année Model/Modelo/Modele Engine/Motor/Moteur	Eng. Code Código de motor Code moteur	VIN NIV NIV	GOLD Oil Aceite Huile	ProSelect Oil Aceite Huile	Platinum Oil Aceite Huile	GOLD Air Aire Air	ProSelect Air Aire Air	GOLD Cabin Air Cabina Aire Cabine Air	ProSelect Cabin Air Cabina Aire Cabine Air	Platinum Cabin Air Cabina Aire Cabine Air	Loc. Cabin Air Cabina Aire Cabine Air
--	---	-------------------	--------------------------------	-------------------------------------	------------------------------------	----------------------------	---------------------------------	--	---	--	--

LAND ROVER (Cont'd/Suite)

**2021** (Cont'd/Suite)

**DISCOVERY**

L4 2L 2000CC 122CID Turbo		Y	100419	2100419	N/A	200888	N/A	4511 <sup>78</sup>	224511 <sup>78</sup>	N/A <sup>78</sup>	
L6 3L 2996CC 183CID Turbo		U	100513	N/A	N/A	9593	29593	230605	N/A	N/A	

**DISCOVERY SPORT**

L4 2.0L 1999cc 122 CID Turbo		G	100419	2100419	N/A	200888	N/A	239309	N/A	N/A	
------------------------------	--	---	--------	---------	-----	--------	-----	--------	-----	-----	--

**RANGE ROVER**

L4 2L 2000CC 122CID Turbo		Y	100419	2100419	N/A	200888	N/A	4511 <sup>78</sup>	224511 <sup>78</sup>	N/A <sup>78</sup>	
L6 3L 2996CC 183CID Turbo		U	100513	N/A	N/A	9593(2)	N/A	4511 <sup>78</sup>	224511 <sup>78</sup>	N/A <sup>78</sup>	
V6 3.0L 183 CID Turbo Diesel		K	107490	N/A	N/A	9593(2)	N/A	4511 <sup>78</sup>	224511 <sup>78</sup>	N/A <sup>78</sup>	8
V8 5.0L 5000cc 305 CID Super Charged		E	7279	27279	47279	9593(2)	N/A	4511 <sup>78</sup>	224511 <sup>78</sup>	N/A <sup>78</sup>	8

**RANGE ROVER EVOQUE**

L4 2.0L 1999cc 122 CID Turbo		G	100419	2100419	N/A	200888	N/A	239309	N/A	N/A	1
------------------------------	--	---	--------	---------	-----	--------	-----	--------	-----	-----	---

**RANGE ROVER SPORT**

L4 2L 2000CC 122CID Turbo		Y	100419	2100419	N/A	200888	N/A	4511 <sup>78</sup>	224511 <sup>78</sup>	N/A <sup>78</sup>	
L6 3L 2996CC 183CID Turbo		U	100513	N/A	N/A	9593(2)	N/A	4511 <sup>78</sup>	224511 <sup>78</sup>	N/A <sup>78</sup>	
V6 3.0L 183 CID Turbo Diesel		K	107490	N/A	N/A	9593(2)	N/A	4511 <sup>78</sup>	224511 <sup>78</sup>	N/A <sup>78</sup>	8
V8 5.0L 5000cc 305 CID Super Charged		E	7279	27279	47279	9593(2)	N/A	4511 <sup>78</sup>	224511 <sup>78</sup>	N/A <sup>78</sup>	8

**Range Rover Velar**

L4 2.0L 1997CC 122CID Turbo			100419	2100419	N/A	200566	N/A	4511 <sup>78</sup>	224511 <sup>78</sup>	N/A <sup>78</sup>	
L4 2L Turbo Diesel			100419	2100419	N/A	200566	N/A	4511 <sup>78</sup>	224511 <sup>78</sup>	N/A <sup>78</sup>	
L6 3L 2996CC 183CID Turbo		U	100513	N/A	N/A	200566	N/A	4511 <sup>78</sup>	224511 <sup>78</sup>	N/A <sup>78</sup>	8
						200565	Left				
						Right	Right				
V8 5.0L 5000cc 305 CID Super Charged		E	7279	27279	47279	9593(2)	N/A	4511 <sup>78</sup>	224511 <sup>78</sup>	N/A <sup>78</sup>	

**2020**

**DEFENDER 110**

L4 2.0L 1997CC 122CID Turbo			100419	2100419	N/A	201398	N/A	N/S	N/S	N/A	
L6 3L 2996CC 183CID Turbo		U	100513	N/A	N/A	201398	N/A	230605	N/A	N/A	

**DEFENDER 90**

L6 3L 2996CC 183CID Turbo		U	100513	N/A	N/A	201398	N/A	230605	N/A	N/A	
---------------------------	--	---	--------	-----	-----	--------	-----	--------	-----	-----	--

**DISCOVERY**

V6 3.0L 183 CID Turbo Diesel		K	107490	N/A	N/A	9593	29593	4511 <sup>78</sup>	224511 <sup>78</sup>	N/A <sup>78</sup>	
V6 3.0L 2995cc 183 CID Super Charged			7279	27279	47279	9593	29593	4511 <sup>78</sup>	224511 <sup>78</sup>	N/A <sup>78</sup>	

**DISCOVERY SPORT**

L4 2.0L 1999cc 122 CID Turbo		G	100419	2100419	N/A	200888	N/A	230400	N/A	N/A	
------------------------------	--	---	--------	---------	-----	--------	-----	--------	-----	-----	--

**RANGE ROVER**

L4 2L 2000CC 122CID Turbo		Y	100419	2100419	N/A	9593	29593	4511 <sup>78</sup>	224511 <sup>78</sup>	N/A <sup>78</sup>	
L6 3L 2996CC 183CID Turbo		U	100513	N/A	N/A	9593(2)	N/A	4511 <sup>78</sup>	224511 <sup>78</sup>	N/A <sup>78</sup>	
V6 3.0L 183 CID Turbo Diesel		K	107490	N/A	N/A	9593(2)	N/A	4511 <sup>78</sup>	224511 <sup>78</sup>	N/A <sup>78</sup>	8
V8 5.0L 5000cc 305 CID Super Charged		E	7279	27279	47279	9593(2)	N/A	4511 <sup>78</sup>	224511 <sup>78</sup>	N/A <sup>78</sup>	8

**RANGE ROVER EVOQUE**

L4 2.0L 1999cc 122 CID Turbo		G	100419	2100419	N/A	200888	N/A	239309	N/A	N/A	1
------------------------------	--	---	--------	---------	-----	--------	-----	--------	-----	-----	---

**RANGE ROVER SPORT**

L4 2L 2000CC 122CID Turbo		Y	100419	2100419	N/A	9593	29593	4483 <sup>79</sup> 4511 <sup>78</sup>	224483 <sup>79</sup> 224511 <sup>78</sup>	4234483 <sup>79</sup> N/A <sup>78</sup>	
L6 3L 2996CC 183CID Turbo		U	100513	N/A	N/A	9593(2)	N/A	4511 <sup>78</sup>	224511 <sup>78</sup>	N/A <sup>78</sup>	

N/A = Not Available N/R = Not Required N/S = Not Servicable For cabin air locator chart, see pages 5-12 See pages 13-16 for footnotes

1) ProSelect - Normal Driving - Traditional Change Intervals 2) NAPA Gold - Severe Driving - OE Recommended intervals 3) NAPA Platinum - Harsh Driving - OE Recommend Intervals

N/A = Non disponible N/R = Non nécessaire N/S = Non réparable Voir le tableau des filtres et d'habitacle aux pages 5-12 Voir pages 13-16 pour des notes

1) NAPA ProSelect et Argent - Conduite normale - Intervalles normaux de remplacement 2) NAPA Or - Conduite difficile - Intervalles recommandés par FEO 3) NAPA Platine - Conduite très difficile - Intervalles recommandés par FEO

N/A = No disponible N/R = No requerido N/S = No Servicable Para el aire de la cabina y tabla de localización de filtro, consulte las páginas 5-12 Ver las páginas 13-16 para las notas al pie de página

1) NAPA ProSelect y Plata - Manejo normal - Intervalos normales de cambio 2) NAPA Oro - Manejo difícil - Intervalos recomendados por el OEM 3) NAPA Platino - Manejo muy difícil - Intervalos recomendados por el OEM

*Italicized Part Numbers May Not Be Available.*

Las piezas con números en *italicas* pueden no estar disponibles.

Les numéros de pièce en *italiques* peuvent ne pas être disponibles.

P  
a  
s  
s  
C  
a  
r  
L  
i  
g  
h  
t  
T  
r  
u  
c  
k  
O  
i  
l  
-  
A  
i  
r  
-  
C  
a  
b  
i  
n



## LAND ROVER 2020-2018

## Pass Car Light Truck - Oil - Air - Cabin

Year/Año/Année Model/Modelo/Modèle Engine/Motor/Moteur	Eng. Code Código de motor Code moteur	VIN NIV NIV	GOLD Oil Aceite Huile	ProSelect Oil Aceite Huile	Platinum Oil Aceite Huile	GOLD Air Aire Air	ProSelect Air Aire Air	GOLD Cabin Air Cabina Aire Cabine Air	ProSelect Cabin Air Cabina Aire Cabine Air	Platinum Cabin Air Cabina Aire Cabine Air	Loc. Cabin Air Cabina Aire Cabine Air
--	---	-------------------	--------------------------------	-------------------------------------	------------------------------------	----------------------------	---------------------------------	--	---	--	--

## LAND ROVER (Cont'd/Suite)

## 2020 (Cont'd/Suite)

## RANGE ROVER SPORT (Cont'd/Suite)

V6 3.0L 183 CID Turbo Diesel		K	107490	N/A	N/A	9593(2)	N/A	4511 <sup>78</sup>	224511 <sup>78</sup>	N/A <sup>78</sup>	8
V8 5.0L 5000cc 305 CID Super Charged		E	7279	27279	47279	9593(2)	N/A	4511 <sup>78</sup>	224511 <sup>78</sup>	N/A <sup>78</sup>	8

## Range Rover Velar

L4 2.0L 1997CC 122CID Turbo			100419	2100419	N/A	200566	N/A	4511 <sup>78</sup>	224511 <sup>78</sup>	N/A <sup>78</sup>	
L4 2L Turbo Diesel			100419	2100419	N/A	200566	N/A	4511 <sup>78</sup>	224511 <sup>78</sup>	N/A <sup>78</sup>	
V6 3.0L 2995cc 183 CID Super Charged			7279	27279	47279	200566 Left 200565 Right	N/A Left N/A Right	4511 <sup>78</sup>	224511 <sup>78</sup>	N/A <sup>78</sup>	8
V8 5.0L 5000cc 305 CID Super Charged		E	7279	27279	47279	9593(2)	N/A	4511 <sup>78</sup>	224511 <sup>78</sup>	N/A <sup>78</sup>	

## 2019

## DISCOVERY

V6 3.0L 183 CID Turbo Diesel		K	107490	N/A	N/A	9593	29593	4511 <sup>78</sup>	224511 <sup>78</sup>	N/A <sup>78</sup>	
V6 3.0L 2995cc 183 CID Super Charged			7279	27279	47279	9593	29593	4511 <sup>78</sup>	224511 <sup>78</sup>	N/A <sup>78</sup>	

## DISCOVERY SPORT

L4 2.0L 1999cc 122 CID Turbo		G	100419	2100419	N/A	200888	N/A	239309 <sup>78</sup>	N/A <sup>78</sup>	N/A <sup>78</sup>	
------------------------------	--	---	--------	---------	-----	--------	-----	----------------------	-------------------	-------------------	--

## RANGE ROVER

V6 3.0L 183 CID Turbo Diesel		K	107490	N/A	N/A	9593(2)	N/A	4511 <sup>78</sup>	224511 <sup>78</sup>	N/A <sup>78</sup>	8
V6 3.0L 2995cc 183 CID Super Charged			7279 <sup>194</sup>	27279 <sup>194</sup>	47279 <sup>194</sup>	9593(2)	N/A	4511 <sup>78</sup>	224511 <sup>78</sup>	N/A <sup>78</sup>	8
V8 5.0L 5000cc 305 CID Super Charged		E	7279	27279	47279	9593(2)	N/A	4511 <sup>78</sup>	224511 <sup>78</sup>	N/A <sup>78</sup>	8

## RANGE ROVER EVOQUE

L4 2.0L 1999cc 122 CID Turbo		G	100419	2100419	N/A	200888	N/A	239309	N/A	N/A	1
------------------------------	--	---	--------	---------	-----	--------	-----	--------	-----	-----	---

## RANGE ROVER SPORT

L4 2L 2000CC 122CID Turbo		Y	100419	2100419	N/A	9593	29593	4483 <sup>79</sup> 4511 <sup>78</sup>	224483 <sup>79</sup> 224511 <sup>78</sup>	4234483 <sup>79</sup> N/A <sup>78</sup>	
L6 3L 2996CC 183CID Turbo		U	100513	N/A	N/A	9593(2)	N/A	4511 <sup>78</sup>	224511 <sup>78</sup>	N/A <sup>78</sup>	
V6 3.0L 183 CID Turbo Diesel		K	107490	N/A	N/A	9593(2)	N/A	4511 <sup>78</sup>	224511 <sup>78</sup>	N/A <sup>78</sup>	8
V6 3.0L 2995cc 183 CID Super Charged			7279	27279	47279	9593(2)	N/A	4511 <sup>78</sup>	224511 <sup>78</sup>	N/A <sup>78</sup>	8
V8 5.0L 5000cc 305 CID Super Charged		E	7279	27279	47279	9593(2)	N/A	4511 <sup>78</sup>	224511 <sup>78</sup>	N/A <sup>78</sup>	8

## Range Rover Velar

L4 2.0L 1997CC 122CID Turbo			100419	2100419	N/A	200566	N/A	4511 <sup>78</sup>	224511 <sup>78</sup>	N/A <sup>78</sup>	
L4 2L Turbo Diesel			100419	2100419	N/A	200566	N/A	4511 <sup>78</sup>	224511 <sup>78</sup>	N/A <sup>78</sup>	1
V6 3.0L 2995cc 183 CID Super Charged			7279	27279	47279	200566 Left 200565 Right	N/A Left N/A Right	4511 <sup>78</sup>	224511 <sup>78</sup>	N/A <sup>78</sup>	8

## 2018

## DISCOVERY

V6 3.0L 183 CID Turbo Diesel		K	107490	N/A	N/A	9593	29593	4511 <sup>78</sup>	224511 <sup>78</sup>	N/A <sup>78</sup>	
V6 3.0L 2995cc 183 CID Super Charged			7279	27279	47279	9593	29593	4511 <sup>78</sup>	224511 <sup>78</sup>	N/A <sup>78</sup>	

## DISCOVERY SPORT

L4 2.0L 1999cc 122 CID Turbo		G	100419	2100419	N/A	200007	N/A	239309	N/A	N/A	
------------------------------	--	---	--------	---------	-----	--------	-----	--------	-----	-----	--

## RANGE ROVER

V6 3.0L 183 CID Turbo Diesel		K	107490	N/A	N/A	9593(2)	N/A	4511 <sup>78</sup>	224511 <sup>78</sup>	N/A <sup>78</sup>	8
------------------------------	--	---	--------	-----	-----	---------	-----	--------------------	----------------------	-------------------	---

N/A = Not Available N/R = Not Required N/S = Not Servicable For cabin air locator chart, see pages 5-12 See pages 13-16 for footnotes

1) ProSelect - Normal Driving - Traditional Change Intervals 2) NAPA Gold - Severe Driving - OE Recommended intervals 3) NAPA Platinum - Harsh Driving - OE Recommend Intervals

N/A = Non disponible N/R = Non nécessaire N/S = Non réparable Voir le tableau des filtres et d'habitacle aux pages 5-12 Voir pages 13-16 pour des notes

1) NAPA ProSelect et Argent - Conduite normale - Intervalles normaux de remplacement 2) NAPA Or - Conduite difficile - Intervalles recommandés par FEO 3) NAPA Platine - Conduite très difficile - Intervalles recommandés par FEO

N/A = No disponible N/R = No requerido N/S = No Servicable Para el aire de la cabina y tabla de localización de filtro, consulte las páginas 5-12 Ver las páginas 13-16 para las notas al pie de página

1) NAPA ProSelect y Plata - Manejo normal - Intervalos normales de cambio 2) NAPA Oro - Manejo difícil - Intervalos recomendados por el OEM 3) NAPA Platino - Manejo muy difícil - Intervalos recomendados por el OEM

*Italicized Part Numbers May Not Be Available.*

Las piezas con números en *italicas* pueden no estar disponibles.  
Les numéros de pièce en *italiques* peuvent ne pas être disponibles.



## Pass Car Light Truck - Oil - Air - Cabin

LAND ROVER 2018-2016

Year/Año/Année Model/Modelo/Modele Engine/Motor/Moteur	Eng. Code Código de motor Code moteur	VIN NIV NIV	GOLD Oil Aceite Huile	ProSelect Oil Aceite Huile	Platinum Oil Aceite Huile	GOLD Air Aire Air	ProSelect Air Aire Air	GOLD Cabin Air Cabina Aire Cabine Air	ProSelect Cabin Air Cabina Aire Cabine Air	Platinum Cabin Air Cabina Aire Cabine Air	Loc. Cabin Air Cabina Aire Cabine Air
--	---	-------------------	--------------------------------	-------------------------------------	------------------------------------	----------------------------	---------------------------------	--	---	--	--

## LAND ROVER (Cont'd/Suite)

**2018** (Cont'd/Suite)

## RANGE ROVER (Cont'd/Suite)

V6 3.0L 2995cc 183 CID Super Charged			7279	27279	47279	9593(2)	N/A	4511 <sup>78</sup>	224511 <sup>78</sup>	N/A <sup>78</sup>	8
V8 5.0L 5000cc 305 CID Super Charged	E		7279	27279	47279	9593(2)	N/A	4511 <sup>78</sup>	224511 <sup>78</sup>	N/A <sup>78</sup>	8

## RANGE ROVER EVOQUE

L4 2.0L 1999cc 122 CID Turbo		G	100419	2100419	N/A	200888	N/A	239309	N/A	N/A	1
------------------------------	--	---	--------	---------	-----	--------	-----	--------	-----	-----	---

## RANGE ROVER SPORT

V6 3.0L 183 CID Turbo Diesel		K	107490	N/A	N/A	9593(2)	N/A	4511 <sup>78</sup>	224511 <sup>78</sup>	N/A <sup>78</sup>	8
V6 3.0L 2995cc 183 CID Super Charged			7279	27279	47279	9593(2)	N/A	4511 <sup>78</sup>	224511 <sup>78</sup>	N/A <sup>78</sup>	8
V8 5.0L 5000cc 305 CID Super Charged	E		7279	27279	47279	9593(2)	N/A	4511 <sup>78</sup>	224511 <sup>78</sup>	N/A <sup>78</sup>	8

## Range Rover Velar

L4 2.0L 1999cc 122 CID Turbo		G	100419	2100419	N/A	200566	N/A	4511 <sup>78</sup>	224511 <sup>78</sup>	N/A <sup>78</sup>	1
L4 2L Turbo Diesel			100419	2100419	N/A	200566	N/A	4511	224511	N/A	1
V6 3.0L 2995cc 183 CID Super Charged			7279	27279	47279	200566 Left 200565 Right	N/A Left N/A Right	4511 <sup>78</sup>	224511 <sup>78</sup>	N/A <sup>78</sup>	8

**2017**

## DISCOVERY

V6 3.0L 183 CID Turbo Diesel		K	107490	N/A	N/A	9593	29593	4511 <sup>78</sup>	224511 <sup>78</sup>	N/A <sup>78</sup>	
V6 3.0L 2995cc 183 CID Super Charged			7279	27279	47279	9593	29593	4511 <sup>78</sup>	224511 <sup>78</sup>	N/A <sup>78</sup>	

## DISCOVERY SPORT

L4 2.0L 1999cc 122 CID Turbo		G	1348 <sup>53</sup>	21348 <sup>70</sup>	41348	200007	N/A	239309	N/A	N/A	
------------------------------	--	---	--------------------	---------------------	-------	--------	-----	--------	-----	-----	--

## RANGE ROVER

V6 3.0L 183 CID Turbo Diesel		K	107490	N/A	N/A	9593(2)	N/A	4511 <sup>78</sup>	224511 <sup>78</sup>	N/A <sup>78</sup>	8
V6 3.0L 2995cc 183 CID Super Charged			7279	27279	47279	9593(2)	N/A	4511 <sup>78</sup>	224511 <sup>78</sup>	N/A <sup>78</sup>	8
V8 5.0L 5000cc 305 CID Super Charged	E		7279	27279	47279	9593(2)	N/A	4511 <sup>78</sup>	224511 <sup>78</sup>	N/A <sup>78</sup>	8

## RANGE ROVER EVOQUE

L4 2.0L 1999cc 122 CID Turbo		G	1348 <sup>53</sup>	21348 <sup>70</sup>	41348	200007	N/A	239309	N/A	N/A	1
------------------------------	--	---	--------------------	---------------------	-------	--------	-----	--------	-----	-----	---

## RANGE ROVER SPORT

V6 3.0L 183 CID Turbo Diesel		K	107490	N/A	N/A	9593(2)	N/A	4511 <sup>78</sup>	224511 <sup>78</sup>	N/A <sup>78</sup>	8
V6 3.0L 2995cc 183 CID Super Charged			7279	27279	47279	9593(2)	N/A	4511 <sup>78</sup>	224511 <sup>78</sup>	N/A <sup>78</sup>	8
V8 5.0L 5000cc 305 CID Super Charged	E		7279	27279	47279	9593(2)	N/A	4511 <sup>78</sup>	224511 <sup>78</sup>	N/A <sup>78</sup>	8

**2016**

## DISCOVERY SPORT

L4 2.0L 1999cc 122 CID Turbo		G	1348	21348	41348	200007	N/A	239309	N/A	N/A	
------------------------------	--	---	------	-------	-------	--------	-----	--------	-----	-----	--

## LR4

V6 3.0L 2995cc 183 CID Super Charged </>			7279	27279	47279	9593(2)	N/A	9369	N/A	N/A	3
--	--	--	------	-------	-------	---------	-----	------	-----	-----	---

## RANGE ROVER

V6 3.0L 2993cc 183 CID Diesel			107490	N/A	N/A	9593(2)	N/A	4511 <sup>78</sup>	224511 <sup>78</sup>	N/A <sup>78</sup>	8
V6 3.0L 2995cc 183 CID Super Charged			7279	27279	47279	9593(2)	N/A	4511 <sup>78</sup>	224511 <sup>78</sup>	N/A <sup>78</sup>	8
V8 5.0L 5000cc 305 CID Super Charged	E		7279	27279	47279	9593(2)	N/A	4511 <sup>78</sup>	224511 <sup>78</sup>	N/A <sup>78</sup>	8

N/A = Not Available N/R = Not Required N/S = Not Servicable For cabin air locator chart, see pages 5-12 See pages 13-16 for footnotes

1) ProSelect - Normal Driving - Traditional Change Intervals 2) NAPA Gold - Severe Driving - OE Recommended intervals 3) NAPA Platinum - Harsh Driving - OE Recommend Intervals

N/A = Non disponible N/R = Non nécessaire N/S = Non réparable Voir le tableau des filtres et d'habitacle aux pages 5-12 Voir pages 13-16 pour des notes

1) NAPA ProSelect et Argent - Conduite normale - Intervalles normaux de remplacement 2) NAPA Or - Conduite difficile - Intervalles recommandés par FEO 3) NAPA Platine - Conduite très difficile - Intervalles recommandés par FEO

N/A = No disponible N/R = No requerido N/S = No Servicable Para el aire de la cabina y tabla de localización de filtro, consulte las páginas 5-12 Ver las páginas 13-16 para las notas al pie de página

1) NAPA ProSelect y Plata - Manejo normal - Intervalles normales de cambio 2) NAPA Oro - Manejo difícil - Intervalles recomendados por el OEM 3) NAPA Platino - Manejo muy difícil - Intervalles recomendados por el OEM

*Italicized Part Numbers May Not Be Available.*Las piezas con números en *italicas* pueden no estar disponibles.Les numéros de pièce en *italiques* peuvent ne pas être disponibles.P  
a  
s  
s  
C  
a  
r  
L  
i  
g  
h  
t  
T  
r  
u  
c  
k  
O  
i  
l  
-  
A  
i  
r  
-  
C  
a  
b  
i  
n



## LAND ROVER 2016-2013

## Pass Car Light Truck - Oil - Air - Cabin

Year/Año/Année Model/Modelo/Modele Engine/Motor/Moteur	Eng. Code Código de motor Code moteur	VIN NIV NIV	GOLD Oil Aceite Huile	ProSelect Oil Aceite Huile	Platinum Oil Aceite Huile	GOLD Air Aire Air	ProSelect Air Aire Air	GOLD Cabin Air Cabina Aire Cabine Air	ProSelect Cabin Air Cabina Aire Cabine Air	Platinum Cabin Air Cabina Aire Cabine Air	Loc. Cabin Air Cabina Aire Cabine Air
--	---	-------------------	--------------------------------	-------------------------------------	------------------------------------	----------------------------	---------------------------------	--	---	--	--

## LAND ROVER (Cont'd/Suite)

**2016** (Cont'd/Suite)

## RANGE ROVER EVOQUE

L4 2.0L 1999cc 122 CID Turbo		G	1348 <sup>53</sup>	21348 <sup>70</sup>	41348	200007	N/A	239309	N/A	N/A	1
------------------------------	--	---	--------------------	---------------------	-------	--------	-----	--------	-----	-----	---

## RANGE ROVER SPORT

V6 3.0L 2993cc 183 CID Diesel			107490	N/A	N/A	9593(2)	N/A	9369	N/A	N/A	8
V6 3.0L 2995cc 183 CID Super Charged			7279	27279	47279	9593(2)	N/A	9369	N/A	N/A	3
V8 5.0L 5000cc 305 CID Super Charged		E	7279	27279	47279	9593(2)	N/A	9369	N/A	N/A	3

**2015**

## DISCOVERY

V6 3.0L 2995CC 183CID (Mex.)			N/S	N/S	N/A	N/S	N/S	4827	224827	N/A	
------------------------------	--	--	-----	-----	-----	-----	-----	------	--------	-----	--

## DISCOVERY SPORT

L4 2.0L 1999cc 122 CID Turbo		G	1348 <sup>53</sup>	21348 <sup>70</sup>	41348	200007	N/A	239309	N/A	N/A	1
------------------------------	--	---	--------------------	---------------------	-------	--------	-----	--------	-----	-----	---

## LR2

L4 2.0L 1999cc 122 CID Turbo		G	1348 <sup>53</sup>	21348 <sup>70</sup>	41348	200007	N/A	239309	N/A	N/A	1
------------------------------	--	---	--------------------	---------------------	-------	--------	-----	--------	-----	-----	---

## LR4

V6 3.0L 2995cc 183 CID Super Charged		V	7279	27279	47279	9593(2)	N/A	9369	N/A	N/A	3
--------------------------------------	--	---	------	-------	-------	---------	-----	------	-----	-----	---

## RANGE ROVER

V6 3.0L 2995cc 183 CID Super Charged			7279	27279	47279	9593(2)	N/A	4511 <sup>78</sup>	224511 <sup>78</sup>	N/A <sup>78</sup>	8
V8 5.0L 5000cc 305 CID Super Charged		E	7279	27279	47279	9593(2)	N/A	4511 <sup>78</sup>	224511 <sup>78</sup>	N/A <sup>78</sup>	8

## RANGE ROVER EVOQUE

L4 2.0L 1999cc 122 CID Turbo		G	1348 <sup>53</sup>	21348 <sup>70</sup>	41348	200007	N/A	239309	N/A	N/A	1
------------------------------	--	---	--------------------	---------------------	-------	--------	-----	--------	-----	-----	---

## RANGE ROVER SPORT

V6 3.0L 2995cc 183 CID Super Charged			7279	27279	47279	9593(2)	N/A	9369	N/A	N/A	3
V8 5.0L 5000cc 305 CID Super Charged		E	7279	27279	47279	9593(2)	N/A	9369	N/A	N/A	3

**2014**

## LR2

L4 2.0L 1999cc 122 CID Turbo		G	1348 <sup>53</sup>	21348 <sup>70</sup>	41348	200007	N/A	9355	229355	N/A	1
------------------------------	--	---	--------------------	---------------------	-------	--------	-----	------	--------	-----	---

## LR4

V6 3.0L 2995cc 183 CID Super Charged		V	7279	27279	47279	9593(2)	N/A	9369	N/A	N/A	3
--------------------------------------	--	---	------	-------	-------	---------	-----	------	-----	-----	---

## RANGE ROVER

V6 3.0L 2995cc 183 CID Super Charged			7279	27279	47279	9593(2)	N/A	4511 <sup>78</sup>	224511 <sup>78</sup>	N/A <sup>78</sup>	8
V8 5.0L 5000cc 305 CID Super Charged		E	7279	27279	47279	9593(2)	N/A	4511 <sup>78</sup>	224511 <sup>78</sup>	N/A <sup>78</sup>	8

## RANGE ROVER EVOQUE

L4 2.0L 1999cc 122 CID Turbo		G	1348 <sup>53</sup>	21348 <sup>70</sup>	41348	200007	N/A	9355	229355	N/A	1
------------------------------	--	---	--------------------	---------------------	-------	--------	-----	------	--------	-----	---

## RANGE ROVER SPORT

V6 3.0L 2995cc 183 CID Super Charged			7279	27279	47279	9593(2)	N/A	4511 <sup>78</sup>	224511 <sup>78</sup>	N/A <sup>78</sup>	3
V8 5.0L 5000cc 305 CID Super Charged		E	7279	27279	47279	9593(2)	N/A	4511 <sup>78</sup>	224511 <sup>78</sup>	N/A <sup>78</sup>	3

**2013**

## LR2

L4 2.0L 1999cc 122 CID Turbo		G	1348 <sup>53</sup>	21348 <sup>70</sup>	41348	200007	N/A	9355	229355	N/A	1
------------------------------	--	---	--------------------	---------------------	-------	--------	-----	------	--------	-----	---

N/A = Not Available N/R = Not Required N/S = Not Servicable For cabin air locator chart, see pages 5-12 See pages 13-16 for footnotes

1) ProSelect - Normal Driving - Traditional Change Intervals 2) NAPA Gold - Severe Driving - OE Recommended intervals 3) NAPA Platinum - Harsh Driving - OE Recommend Intervals

N/A = Non disponible N/R = Non nécessaire N/S = Non réparable Voir le tableau des filtres et d'habitacle aux pages 5-12 Voir pages 13-16 pour des notes

1) NAPA ProSelect et Argent - Conduite normale - Intervalles normaux de remplacement 2) NAPA Or - Conduite difficile - Intervalles recommandés par FEO 3) NAPA Platine - Conduite très difficile - Intervalles recommandés par FEO

N/A = No disponible N/R = No requerido N/S = No Servicable Para el aire de la cabina y tabla de localización de filtro, consulte las páginas 5-12 Ver las páginas 13-16 para las notas al pie de página

1) NAPA ProSelect y Plata - Manejo normal - Intervalos normales de cambio 2) NAPA Oro - Manejo difícil - Intervalos recomendados por el OEM 3) NAPA Platino - Manejo muy difícil - Intervalos recomendados por el OEM

*Italicized Part Numbers May Not Be Available.*

Las piezas con números en *italicas* pueden no estar disponibles.  
Les numéros de pièce en *italiques* peuvent ne pas être disponibles.





## Pass Car Light Truck - Oil - Air - Cabin

LAND ROVER 2013-2009

Year/Ano/Année Model/Modelo/Modèle Engine/Motor/Moteur	Eng. Code Código de motor Code moteur	VIN NIV NIV	GOLD Oil Aceite Huile	ProSelect Oil Aceite Huile	Platinum Oil Aceite Huile	GOLD Air Air Air	ProSelect Air Air Air	GOLD Cabin Air Cabina Aire Cabine Air	ProSelect Cabin Air Cabina Aire Cabine Air	Platinum Cabin Air Cabina Aire Cabine Air	Loc. Cabin Air Cabina Aire Cabine Air
--	---	-------------------	--------------------------------	-------------------------------------	------------------------------------	---------------------------	--------------------------------	--	---	--	--

## LAND ROVER (Cont'd/Suite)

**2013** (Cont'd/Suite)

## LR4

V8 5.0L 5000cc		D	7279	27279	47279	9593	29593	9369	N/A	N/A	3
----------------	--	---	------	-------	-------	------	-------	------	-----	-----	---

## RANGE ROVER

V8 5.0L 5000cc		D	7279	27279	47279	9593	29593	4827	224827	N/A	8
V8 5.0L 5000cc Super Charged		E	7279	27279	47279	9593	29593	4827	224827	N/A	8

## RANGE ROVER EVOQUE

L4 2.0L 1999cc 122 CID Turbo		G	1348 <sup>53</sup>	21348 <sup>70</sup>	41348	200007	N/A	9355	229355	N/A	1
------------------------------	--	---	--------------------	---------------------	-------	--------	-----	------	--------	-----	---

## RANGE ROVER SPORT

V8 5.0L 5000cc		D	7279	27279	47279	9593	29593	9369	N/A	N/A	3
V8 5.0L 5000cc Super Charged		E	7279	27279	47279	9593	29593	9369	N/A	N/A	3

**2012**

## LR2

L6 3.2L 3192cc		N	7806	27806	N/A	2827	N/A	9355 <sup>79</sup>	229355 <sup>79</sup>	N/A <sup>79</sup>	6
----------------	--	---	------	-------	-----	------	-----	--------------------	----------------------	-------------------	---

## LR4

V8 5.0L 5000cc		D	7279	27279	47279	9593	29593	9369	N/A	N/A	3
----------------	--	---	------	-------	-------	------	-------	------	-----	-----	---

## RANGE ROVER

V8 5.0L 5000cc		D	7279	27279	47279	9593	29593	4827	224827	N/A	8
V8 5.0L 5000cc Super Charged		E	7279	27279	47279	9593	29593	4827	224827	N/A	8

## RANGE ROVER EVOQUE

L4 2.0L 1999cc 122 CID Turbo		G	1348 <sup>53</sup>	21348 <sup>70</sup>	41348	200007	N/A	9355	229355	N/A	1
------------------------------	--	---	--------------------	---------------------	-------	--------	-----	------	--------	-----	---

## RANGE ROVER SPORT

V8 5.0L 5000cc		D	7279	27279	47279	9593	29593	9369	N/A	N/A	3
V8 5.0L 5000cc Super Charged		E	7279	27279	47279	9593	29593	9369	N/A	N/A	3

**2011**

## LR2

L6 3.2L 3192cc		N	7806	27806	N/A	2827	N/A	9355 <sup>79</sup>	229355 <sup>79</sup>	N/A <sup>79</sup>	6
----------------	--	---	------	-------	-----	------	-----	--------------------	----------------------	-------------------	---

## LR4

V8 5.0L 5000cc		D	7279	27279	47279	9593	29593	9369	N/A	N/A	3
----------------	--	---	------	-------	-------	------	-------	------	-----	-----	---

## RANGE ROVER

V8 5.0L 5000cc		D	7279	27279	47279	9593	29593	4827	224827	N/A	8
V8 5.0L 5000cc Super Charged		E	7279	27279	47279	9593	29593	4827	224827	N/A	8

## RANGE ROVER SPORT

V8 5.0L 5000cc		D	7279	27279	47279	9593	29593	9369	N/A	N/A	3
V8 5.0L 5000cc Super Charged		E	7279	27279	47279	9593	29593	9369	N/A	N/A	3

**2010**

## LR2

L6 3.2L 3192cc		N	7806	27806	N/A	2827	N/A	9355 <sup>79</sup>	229355 <sup>79</sup>	N/A <sup>79</sup>	6
----------------	--	---	------	-------	-----	------	-----	--------------------	----------------------	-------------------	---

## LR4

V8 5.0L 5000cc		D	7279	27279	47279	9593	29593	9369	N/A	N/A	3
----------------	--	---	------	-------	-------	------	-------	------	-----	-----	---

## RANGE ROVER

V8 5.0L 5000cc		D	7279	27279	47279	9593	29593	4827	224827	N/A	8
V8 5.0L 5000cc Super Charged		E	7279	27279	47279	9593	29593	4827	224827	N/A	8

## RANGE ROVER SPORT

V8 5.0L 5000cc		D	7279	27279	47279	9593	29593	9369	N/A	N/A	3
V8 5.0L 5000cc Super Charged		E	7279	27279	47279	9593	29593	9369	N/A	N/A	3

**2009**

## LR2

L6 3.2L 3192cc		N	7806	27806	N/A	2827	N/A	9355 <sup>79</sup>	229355 <sup>79</sup>	N/A <sup>79</sup>	6
----------------	--	---	------	-------	-----	------	-----	--------------------	----------------------	-------------------	---

N/A = Not Available N/R = Not Required N/S = Not Servicable For cabin air locator chart, see pages 5-12 See pages 13-16 for footnotes

1) ProSelect - Normal Driving - Traditional Change Intervals 2) NAPA Gold - Severe Driving - OE Recommended intervals 3) NAPA Platinum - Harsh Driving - OE Recommend Intervals

N/A = Non disponible N/R = Non nécessaire N/S = Non réparable Voir le tableau des filtres et d'habitacle aux pages 5-12 Voir pages 13-16 pour des notes

1) NAPA ProSelect et Argent - Conduite normale - Intervalles normaux de remplacement 2) NAPA Or - Conduite difficile - Intervalles recommandés par FEO 3) NAPA Platine - Conduite très difficile - Intervalles recommandés par FEO

N/A = No disponible N/R = No requerido N/S = No Servicable Para el aire de la cabina y tabla de localización de filtro, consulte las páginas 5-12 Ver las páginas 13-16 para las notas al pie de página

1) NAPA ProSelect y Plata - Manejo normal - Intervalos normales de cambio 2) NAPA Oro - Manejo difícil - Intervalos recomendados por el OEM 3) NAPA Platino - Manejo muy difícil - Intervalos recomendados por el OEM

*Italicized Part Numbers May Not Be Available.*

Las piezas con números en *italicas* pueden no estar disponibles.

Les numéros de pièce en *italiques* peuvent ne pas être disponibles.

P  
a  
s  
s  
C  
a  
r  
L  
i  
g  
h  
t  
T  
r  
u  
c  
k  
O  
i  
l  
-  
A  
i  
r  
-  
C  
a  
b  
i  
n





## LAND ROVER 2009-2005

## Pass Car Light Truck - Oil - Air - Cabin

Year/Año/Année Model/Modelo/Modele Engine/Motor/Moteur	Eng. Code Código de motor Code moteur	VIN NIV NIV	GOLD Oil Aceite Huile	ProSelect Oil Aceite Huile	Platinum Oil Aceite Huile	GOLD Air Aire Air	ProSelect Air Aire Air	GOLD Cabin Air Cabina Aire Cabine Air	ProSelect Cabin Air Cabina Aire Cabine Air	Platinum Cabin Air Cabina Aire Cabine Air	Loc. Cabin Air Cabina Aire Cabine Air
--	---	-------------------	--------------------------------	-------------------------------------	------------------------------------	----------------------------	---------------------------------	--	---	--	--

## LAND ROVER (Cont'd/Suite)

## 2009 (Cont'd/Suite)

LR3											
V6 4.0L 4009cc 245 CID		4	1372 <sup>53</sup> 1372 <sup>53</sup>	21372 <sup>70</sup> 21372 <sup>70</sup>	41372 41372	9112 9112	N/A N/A	9369 <sup>78</sup> 9369 <sup>78</sup>	N/A <sup>78</sup> N/A <sup>78</sup>	N/A <sup>78</sup> N/A <sup>78</sup>	3 3
V8 4.4L 4394cc		5	7302	27302	N/A	9112	N/A	9369 <sup>78</sup>	N/A <sup>78</sup>	N/A <sup>78</sup>	3

RANGE ROVER											
V8 4.2L 4196cc Super Charged		3	7302	27302	N/A	2859	22859	4827	224827	N/A	8
V8 4.4L 4394cc		5	7302	27302	N/A	2859	22859	4827	224827	N/A	8

RANGE ROVER SPORT											
V8 4.2L 4196cc Super Charged		3	7302	27302	N/A	9112	N/A	9369 <sup>78</sup>	N/A <sup>78</sup>	N/A <sup>78</sup>	3
V8 4.4L 4394cc		5	7302	27302	N/A	9112	N/A	9369 <sup>78</sup>	N/A <sup>78</sup>	N/A <sup>78</sup>	3

## 2008

LR2											
L6 3.2L 3192cc		N	7806	27806	N/A	2827	N/A	9355	229355	N/A	6

LR3											
V6 4.0L 4009cc 245 CID		4	1372 <sup>53</sup>	21372 <sup>70</sup>	41372	9112	N/A	9369 <sup>78</sup>	N/A <sup>78</sup>	N/A <sup>78</sup>	3
V8 4.4L 4394cc		5	7302	27302	N/A	9112	N/A	9369 <sup>78</sup>	N/A <sup>78</sup>	N/A <sup>78</sup>	3

RANGE ROVER											
V8 4.2L 4196cc Super Charged		3	7302	27302	N/A	2859	22859	4827	224827	N/A	8
V8 4.4L 4394cc		5	7302	27302	N/A	2859	22859	4827	224827	N/A	8

RANGE ROVER SPORT											
V8 4.2L 4196cc Super Charged		3	7302	27302	N/A	9112	N/A	9369 <sup>78</sup>	N/A <sup>78</sup>	N/A <sup>78</sup>	3
V8 4.4L 4394cc		5	7302	27302	N/A	9112	N/A	9369 <sup>78</sup>	N/A <sup>78</sup>	N/A <sup>78</sup>	3

## 2007

LR3											
V6 4.0L 4009cc 245 CID		4	1372 <sup>53</sup>	21372 <sup>70</sup>	41372	9112	N/A	9369 <sup>78</sup>	N/A <sup>78</sup>	N/A <sup>78</sup>	3
V8 4.4L 4394cc		5	7302	27302	N/A	9112	N/A	9369 <sup>78</sup>	N/A <sup>78</sup>	N/A <sup>78</sup>	3

RANGE ROVER											
V8 4.2L 4196cc Super Charged		3	7302	27302	N/A	2859	22859	4827	224827	N/A	8
V8 4.4L 4394cc		5	7302	27302	N/A	2859	22859	4827	224827	N/A	8

RANGE ROVER SPORT											
V8 4.2L 4196cc Super Charged		3	7302	27302	N/A	9112	N/A	9369 <sup>78</sup>	N/A <sup>78</sup>	N/A <sup>78</sup>	3
V8 4.4L 4394cc		5	7302	27302	N/A	9112	N/A	9369 <sup>78</sup>	N/A <sup>78</sup>	N/A <sup>78</sup>	3

## 2006

FREELANDER											
V6 2.5L 2500cc 153 CID			7241	N/A	N/A	6798	N/A	4523	N/A	N/A	4
V6 2.5L 2500cc 153 CID (Mex.)			7241	N/A	N/A	6798	N/A	4523	N/A	N/A	4

LR3											
V6 4.0L 4009cc 245 CID		4	1372 <sup>53</sup>	21372 <sup>70</sup>	41372	9112	N/A	9369 <sup>78</sup>	N/A <sup>78</sup>	N/A <sup>78</sup>	3
V8 4.4L 4394cc		5	7302	27302	N/A	9112	N/A	9369 <sup>78</sup>	N/A <sup>78</sup>	N/A <sup>78</sup>	3

RANGE ROVER											
V8 4.2L 4196cc Super Charged		3	7302	27302	N/A	2859	22859	4827	224827	N/A	8
V8 4.4L 4394cc		5	7302	27302	N/A	2859	22859	4827	224827	N/A	8

RANGE ROVER SPORT											
V8 4.2L 4196cc Super Charged		3	7302	27302	N/A	9112	N/A	9369 <sup>78</sup>	N/A <sup>78</sup>	N/A <sup>78</sup>	3
V8 4.4L 4394cc		5	7302	27302	N/A	9112	N/A	9369 <sup>78</sup>	N/A <sup>78</sup>	N/A <sup>78</sup>	3

## 2005

FREELANDER											
V6 2.5L 2500cc 153 CID			7241	N/A	N/A	6798	N/A	4523	N/A	N/A	4

N/A = Not Available N/R = Not Required N/S = Not Servicable For cabin air locator chart, see pages 5-12 See pages 13-16 for footnotes

1) ProSelect - Normal Driving - Traditional Change Intervals 2) NAPA Gold - Severe Driving - OE Recommended intervals 3) NAPA Platinum - Harsh Driving - OE Recommend Intervals

N/A = Non disponible N/R = Non nécessaire N/S = Non réparable Voir le tableau des filtres et d'habitacle aux pages 5-12 Voir pages 13-16 pour des notes

1) NAPA ProSelect et Argent - Conduite normale - Intervalles normaux de remplacement 2) NAPA Or - Conduite difficile - Intervalles recommandés par FEO 3) NAPA Platine - Conduite très difficile - Intervalles recommandés par FEO

N/A = No disponible N/R = No requerido N/S = No Servicable Para el aire de la cabina y tabla de localización de filtro, consulte las páginas 5-12 Ver las páginas 13-16 para las notas al pie de página

1) NAPA ProSelect y Plata - Manejo normal - Intervalos normales de cambio 2) NAPA Oro - Manejo difícil - Intervalos recomendados por el OEM 3) NAPA Platino - Manejo muy difícil - Intervalos recomendados por el OEM

*Italicized Part Numbers May Not Be Available.*

Las piezas con números en *italicas* pueden no estar disponibles.  
Les numéros de pièce en *italiques* peuvent ne pas être disponibles.



Pass Car Light Truck - Oil - Air - Cabin

LAND ROVER 2005 —  
LEXUS 2023

Year/Año/Année Model/Modelo/Modèle Engine/Motor/Moteur	Eng. Code Código de motor Code moteur	VIN NIV NIV	GOLD Oil Aceite Huile	ProSelect Oil Aceite Huile	Platinum Oil Aceite Huile	GOLD Air Aire Air	ProSelect Air Aire Air	GOLD Cabin Air Cabina Aire Cabine Air	ProSelect Cabin Air Cabina Aire Cabine Air	Platinum Cabin Air Cabina Aire Cabine Air	Loc. Cabin Air Cabina Aire Cabine Air
--	---	-------------------	--------------------------------	-------------------------------------	------------------------------------	----------------------------	---------------------------------	--	---	--	--

LAND ROVER (Cont'd/Suite)

**2005** (Cont'd/Suite)

LR3

V6 4.0L 4009cc 245 CID		4	1372 <sup>53</sup>	21372 <sup>70</sup>	41372	9112	N/A	9369 <sup>78</sup>	N/A <sup>78</sup>	N/A <sup>78</sup>	3
V8 4.4L 4394cc			7302	27302	N/A	9112	N/A	9369 <sup>78</sup>	N/A <sup>78</sup>	N/A <sup>78</sup>	3

RANGE ROVER

V8 4.4L 4398cc			1186	21186	N/A	2892	N/A	4827	224827	N/A	8
----------------	--	--	------	-------	-----	------	-----	------	--------	-----	---

**2004**

DISCOVERY

V8 4.6L 4554cc 278 CID		9	1068 <sup>53</sup>	21068 <sup>70</sup>	N/A	6798	N/A	N/R	N/R	N/R	
------------------------	--	---	--------------------	---------------------	-----	------	-----	-----	-----	-----	--

FREELANDER

V6 2.5L 2500cc 153 CID			7241	N/A	N/A	6798	N/A	4523	N/A	N/A	4
------------------------	--	--	------	-----	-----	------	-----	------	-----	-----	---

RANGE ROVER

V8 4.4L 4398cc	M62	1	1186	21186	N/A	2892	N/A	4827	224827	N/A	8
----------------	-----	---	------	-------	-----	------	-----	------	--------	-----	---

**2003**

DISCOVERY

V8 4.6L 4554cc 278 CID		4	1068 <sup>53</sup>	21068 <sup>70</sup>	N/A	6798	N/A	N/R	N/R	N/R	
		6	1068 <sup>53</sup>	21068 <sup>70</sup>	N/A	6798	N/A	N/R	N/R	N/R	

FREELANDER

V6 2.5L 2500cc 153 CID			7241	N/A	N/A	6798	N/A	4523	N/A	N/A	4
------------------------	--	--	------	-----	-----	------	-----	------	-----	-----	---

RANGE ROVER

V8 4.4L 4398cc	M62	1	1186	21186	N/A	2892	N/A	4827	224827	N/A	8
----------------	-----	---	------	-------	-----	------	-----	------	--------	-----	---

**2002**

DISCOVERY

V8 4.0L 3950cc (Mex.)			1068	21068	N/A	6798	N/A	N/A	N/A	N/A	
-----------------------	--	--	------	-------	-----	------	-----	-----	-----	-----	--

DISCOVERY SERIES II

V8 4.0L 3950cc		2	1068 <sup>53</sup>	21068 <sup>70</sup>	N/A	6798	N/A	N/R	N/R	N/R	
		5	1068 <sup>53</sup>	21068 <sup>70</sup>	N/A	6798	N/A	N/R	N/R	N/R	

FREELANDER

V6 2.5L 2500cc 153 CID			7241	N/A	N/A	6798	N/A	4523	N/A	N/A	4
------------------------	--	--	------	-----	-----	------	-----	------	-----	-----	---

RANGE ROVER

V8 4.6L 4554cc 278 CID		6	1068 <sup>53</sup>	21068 <sup>70</sup>	N/A	6798	N/A	N/A	N/A	N/A	
------------------------	--	---	--------------------	---------------------	-----	------	-----	-----	-----	-----	--

**2001**

DISCOVERY

V8 4.0L 3950cc (Mex.)			1068	21068	N/A	6798	N/A	N/A	N/A	N/A	
-----------------------	--	--	------	-------	-----	------	-----	-----	-----	-----	--

DISCOVERY SERIES II

V8 4.0L 3950cc		2	1068 <sup>53</sup>	21068 <sup>70</sup>	N/A	6798	N/A	N/R	N/R	N/R	
		5	1068 <sup>53</sup>	21068 <sup>70</sup>	N/A	6798	N/A	N/R	N/R	N/R	

FREELANDER

L4 1.8L 1796cc (Mex.)			7241	N/A	N/A	N/A	N/A	N/A	N/A	N/A	
V6 2.5L (Mex.)			7241	N/A	N/A	6798	N/A	N/S	N/S	N/A	

RANGE ROVER

V8 4.6L 4554cc 278 CID		6	1068 <sup>53</sup>	21068 <sup>70</sup>	N/A	6798	N/A	N/A	N/A	N/A	
------------------------	--	---	--------------------	---------------------	-----	------	-----	-----	-----	-----	--

LEXUS

**2023**

ES 250

L4 2.5L 2500CC 153CID			100332	2100332	N/A	200807	2200807	230322	N/A	N/A	
-----------------------	--	--	--------	---------	-----	--------	---------	--------	-----	-----	--

N/A = Not Available N/R = Not Required N/S = Not Servicable For cabin air locator chart, see pages 5-12 See pages 13-16 for footnotes

1) ProSelect - Normal Driving - Traditional Change Intervals 2) NAPA Gold - Severe Driving - OE Recommended intervals 3) NAPA Platinum - Harsh Driving - OE Recommend Intervals

N/A = Non disponible N/R = Non nécessaire N/S = Non réparable Voir le tableau des filtres et d'habitacle aux pages 5-12 Voir pages 13-16 pour des notes

1) NAPA ProSelect et Argent - Conduite normale - Intervalles normaux de remplacement 2) NAPA Or - Conduite difficile - Intervalles recommandés par FEO 3) NAPA Platine - Conduite très difficile - Intervalles recommandés par FEO

N/A = No disponible N/R = No requerido N/S = No Servicable Para el aire de la cabina y tabla de localización de filtro, consulte las páginas 5-12 Ver las páginas 13-16 para las notas al pie de página

1) NAPA ProSelect y Plata - Manejo normal - Intervalos normales de cambio 2) NAPA Oro - Manejo difícil - Intervalos recomendados por el OEM 3) NAPA Platino - Manejo muy difícil - Intervalos recomendados por el OEM

*Italicized Part Numbers May Not Be Available.*

Las piezas con números en *italicas* pueden no estar disponibles.

Les numéros de pièce en *italiques* peuvent ne pas être disponibles.

P  
a  
s  
s  
C  
a  
r  
L  
i  
g  
h  
t  
T  
r  
u  
c  
k  
O  
i  
l  
-  
A  
i  
r  
-  
C  
a  
b  
i  
n



## LEXUS 2023

## Pass Car Light Truck - Oil - Air - Cabin

Year/Año/Année Model/Modelo/Modele Engine/Motor/Moteur	Eng. Code Código de motor Code moteur	VIN NIV NIV	GOLD Oil Aceite Huile	ProSelect Oil Aceite Huile	Platinum Oil Aceite Huile	GOLD Air Aire Air	ProSelect Air Aire Air	GOLD Cabin Air Cabina Aire Cabine Air	ProSelect Cabin Air Cabina Aire Cabine Air	Platinum Cabin Air Cabina Aire Cabine Air	Loc. Cabin Air Cabina Aire Cabine Air
--	---	-------------------	--------------------------------	-------------------------------------	------------------------------------	----------------------------	---------------------------------	--	---	--	--

## LEXUS (Cont'd/Suite)

2023 (Cont'd/Suite)

## ES 300H

L4 2.5L 2494cc 152 CID Electric/Gas	2ARFXE	100332	2100332	N/A	200807	2200807	230320 230322	2230320 N/A	4230320 N/A	
-------------------------------------	--------	--------	---------	-----	--------	---------	------------------	----------------	----------------	--

## ES 350

V6 3.5L 3456cc	2GRFE	7047	27047	47047	200859	2200859	230320 <sup>79</sup> 230322 <sup>78</sup>	2230320 <sup>79</sup> N/A <sup>78</sup>	4230320 <sup>79</sup> N/A <sup>78</sup>	3 3
----------------	-------	------	-------	-------	--------	---------	--	--	--	--------

## ES 350 F Sport

V6 3.5L 3456cc	2GRFE	7047	27047	47047	200859	2200859	230320 <sup>79</sup> 230322 <sup>78</sup>	2230320 <sup>79</sup> N/A <sup>78</sup>	4230320 <sup>79</sup> N/A <sup>78</sup>	3 3
----------------	-------	------	-------	-------	--------	---------	--	--	--	--------

## GX 460

V8 4.6L 4608cc	1URFE	7173	27173	47173	9350	29350	4483 <sup>79</sup> 4511 <sup>78</sup>	224483 <sup>79</sup> 224511 <sup>78</sup>	4234483 <sup>79</sup> N/A <sup>78</sup>	3 3
----------------	-------	------	-------	-------	------	-------	--	--	--	--------

## IS 300

L4 2.0L 1998cc Turbo		7047	27047	47047	9240	29240	230099	2200099	N/A	3
----------------------	--	------	-------	-------	------	-------	--------	---------	-----	---

## IS 300 AWD

V6 3.5L 3500CC 214CID	2GRFSE	7173	27173	47173	9240	29240	230099	2200099	N/A	3
-----------------------	--------	------	-------	-------	------	-------	--------	---------	-----	---

## IS 350

V6 3.5L 3500CC 214CID	2GRFSE	7047 <sup>496</sup> 7173 <sup>495</sup>	27047 <sup>496</sup> 27173 <sup>495</sup>	47047 <sup>496</sup> 47173 <sup>495</sup>	9240	29240	230099	2200099	N/A	3
-----------------------	--------	--	--	--	------	-------	--------	---------	-----	---

## IS 500

V8 5.0L 4969CC 303CID	2UR-GSE	7041	27041	47041			230099	2200099	N/A	
-----------------------	---------	------	-------	-------	--	--	--------	---------	-----	--

## LC 500

V8 5.0L 4969cc 303 CID	2URGSE	7310	N/A	N/A	200961	N/A	230443	N/A	N/A	
------------------------	--------	------	-----	-----	--------	-----	--------	-----	-----	--

## LC 500h

V6 3.5L Electric/Gas		7047	27047	47047	200946	N/A	230443	N/A	N/A	
----------------------	--	------	-------	-------	--------	-----	--------	-----	-----	--

## LS500

V6 3.5L 3445CC Turbo		7173	27173	47173	200961	N/A	230652	N/A	N/A	
----------------------	--	------	-------	-------	--------	-----	--------	-----	-----	--

## LS500h

V6 3.5L Electric/Gas		7047	27047	47047	200946	N/A	230652	N/A	N/A	
----------------------	--	------	-------	-------	--------	-----	--------	-----	-----	--

## LX 600

V6 3.5L 3444CC 210CID Turbo Electric/Gas	V35A-FTS	7145	27145	47145	201653	N/A	N/A	N/A	N/A	
---	----------	------	-------	-------	--------	-----	-----	-----	-----	--

## NX 250

L4 2.5L 2500CC 153CID		100332	2100332	N/A	200859	2200859	230320	2230320	4230320	
-----------------------	--	--------	---------	-----	--------	---------	--------	---------	---------	--

## NX 350

L4 2.4L 2400CC 146CID Turbo		100332	2100332	N/A	200859	2200859	230320	2230320	4230320	
-----------------------------	--	--------	---------	-----	--------	---------	--------	---------	---------	--

## NX 350 F SPORT

L4 2.4L 2400CC 146CID Turbo		100332	2100332	N/A	200859	2200859	230320	2230320	4230320	
-----------------------------	--	--------	---------	-----	--------	---------	--------	---------	---------	--

## NX 350h

L4 2.5L 2500CC 153CID		100332	2100332	N/A	200859	2200859	230320	2230320	4230320	
-----------------------	--	--------	---------	-----	--------	---------	--------	---------	---------	--

## NX 450h F SPORT

L4 2.5L 2500CC 153CID		100332	2100332	N/A	200859	2200859	230320	2230320	4230320	
-----------------------	--	--------	---------	-----	--------	---------	--------	---------	---------	--

## NX 450h plus

L4 2.5L 2487CC 152CID		100332	2100332	N/A	200859	2200859	230320	2230320	4230320	
-----------------------	--	--------	---------	-----	--------	---------	--------	---------	---------	--

## RC 300

L4 2.0L 1998cc Turbo		7047	27047	47047	9240	29240	230099	2200099	N/A	
----------------------	--	------	-------	-------	------	-------	--------	---------	-----	--

## RC 350

V6 3.5L		7173	27173	47173	9240	29240	230099	2200099	N/A	
---------	--	------	-------	-------	------	-------	--------	---------	-----	--

## RC F

V8 5.0L 4969cc 303 CID	2URGSE	7310	N/A	N/A			230099	2200099	N/A	
------------------------	--------	------	-----	-----	--	--	--------	---------	-----	--

N/A = Not Available N/R = Not Required N/S = Not Servicable For cabin air locator chart, see pages 5-12 See pages 13-16 for footnotes

1) ProSelect - Normal Driving - Traditional Change Intervals 2) NAPA Gold - Severe Driving - OE Recommended intervals 3) NAPA Platinum - Harsh Driving - OE Recommend Intervals

N/A = Non disponible N/R = Non nécessaire N/S = Non réparable Voir le tableau des filtres et d'habitacle aux pages 5-12 Voir pages 13-16 pour des notes

1) NAPA ProSelect et Argent - Conduite normale - Intervalles normaux de remplacement 2) NAPA Or - Conduite difficile - Intervalles recommandés par FEO 3) NAPA Platine - Conduite très difficile - Intervalles recommandés par FEO

N/A = No disponible N/R = No requerido N/S = No Servicable Para el aire de la cabina y tabla de localización de filtro, consulte las páginas 5-12 Ver las páginas 13-16 para las notas al pie de página

1) NAPA ProSelect y Plata - Manejo normal - Intervalos normales de cambio 2) NAPA Oro - Manejo difícil - Intervalos recomendados por el OEM 3) NAPA Platino - Manejo muy difícil - Intervalos recomendados por el OEM

Italicized Part Numbers May Not Be Available.

Las piezas con números en *italicas* pueden no estar disponibles.  
Les numéros de pièce en *italiques* peuvent ne pas être disponibles.



## Pass Car Light Truck - Oil - Air - Cabin

LEXUS 2023-2022

Year/Anio/Année Model/Modelo/Modèle Engine/Motor/Moteur	Eng. Code Código de motor Code moteur	VIN NIV NIV	GOLD Oil Aceite Huile	ProSelect Oil Aceite Huile	Platinum Oil Aceite Huile	GOLD Air Aire Air	ProSelect Air Aire Air	GOLD Cabin Air Cabina Aire Cabine Air	ProSelect Cabin Air Cabina Aire Cabine Air	Platinum Cabin Air Cabina Aire Cabine Air	Loc. Cabin Air Cabina Aire Cabine Air
---	---	-------------------	--------------------------------	-------------------------------------	------------------------------------	----------------------------	---------------------------------	--	---	--	--

## LEXUS (Cont'd/Suite)

## 2023 (Cont'd/Suite)

## RX 350

L4 2.4L 2393CC 146CID Turbo	T24A-FTS		7047	27047	47047	9430	29430	230322	N/A	N/A	3
-----------------------------	----------	--	------	-------	-------	------	-------	--------	-----	-----	---

## RX350h

L4 2.5L 2487CC 152CID Turbo Electric/Gas			100332	2100332	N/A	200807	2200807	230322	N/A	N/A	3
---	--	--	--------	---------	-----	--------	---------	--------	-----	-----	---

## RX450hL

V6 3.5L Electric/Gas			7047	27047	47047	200716	2200716	230322 <sup>78</sup> 230320 <sup>79</sup>	N/A <sup>78</sup> 2230320 <sup>79</sup>	N/A <sup>78</sup> 4230320 <sup>79</sup>	3 3
----------------------	--	--	------	-------	-------	--------	---------	--	--	--	--------

## RX500h

L4 2.4L 2400CC 146CID Turbo			100332	2100332	N/A	9430	29430	230322	N/A	N/A	3
-----------------------------	--	--	--------	---------	-----	------	-------	--------	-----	-----	---

## UX 200

L4 2.0L 2000CC 122CID Turbo			100332	2100332	N/A	200807	2200807	230322 <sup>78</sup>	N/A <sup>78</sup>	N/A <sup>78</sup>	
-----------------------------	--	--	--------	---------	-----	--------	---------	----------------------	-------------------	-------------------	--

## UX 250h Hybrid

L4 2.0L 2000CC 122CID Turbo			1394 <sup>53</sup>	21394 <sup>70</sup>	41394	201189	N/A	230322 <sup>78</sup> 230320 <sup>79</sup>	N/A <sup>78</sup> 2230320 <sup>79</sup>	N/A <sup>78</sup> 4230320 <sup>79</sup>	
-----------------------------	--	--	--------------------	---------------------	-------	--------	-----	--	--	--	--

## 2022

## ES 250

L4 2.5L 2500CC 153CID			N/A	N/A	N/A	200807	2200807	230322 <sup>78</sup>	N/A <sup>78</sup>	N/A <sup>78</sup>	
-----------------------	--	--	-----	-----	-----	--------	---------	----------------------	-------------------	-------------------	--

## ES 300H

L4 2.5L 2494cc 152 CID Electric/Gas	2ARFXE		100332	2100332	N/A	200807	2200807	230320 <sup>79</sup> 230322 <sup>78</sup>	2230320 <sup>79</sup> N/A <sup>78</sup>	4230320 <sup>79</sup> N/A <sup>78</sup>	
-------------------------------------	--------	--	--------	---------	-----	--------	---------	--	--	--	--

## ES 350

V6 3.5L 3456cc	2GRFE		7047	27047	47047	200859	2200859	230320 <sup>79</sup> 230322 <sup>78</sup>	2230320 <sup>79</sup> N/A <sup>78</sup>	4230320 <sup>79</sup> N/A <sup>78</sup>	3 3
----------------	-------	--	------	-------	-------	--------	---------	--	--	--	--------

## ES 350 F Sport

V6 3.5L 3456cc	2GRFE		7047	27047	47047	200859	2200859	230320 <sup>79</sup> 230322 <sup>78</sup>	2230320 <sup>79</sup> N/A <sup>78</sup>	4230320 <sup>79</sup> N/A <sup>78</sup>	3 3
----------------	-------	--	------	-------	-------	--------	---------	--	--	--	--------

## GX 460

V8 4.6L 4608cc	1URFE		7173	27173	47173	9350	29350	4483 <sup>79</sup> 4511 <sup>78</sup>	224483 <sup>79</sup> 224511 <sup>78</sup>	4234483 <sup>79</sup> N/A <sup>78</sup>	3 3
----------------	-------	--	------	-------	-------	------	-------	--	--	--	--------

## IS 300

L4 2.0L 1998cc Turbo			7047	27047	47047	9240	29240	230099	2200099	N/A	3
----------------------	--	--	------	-------	-------	------	-------	--------	---------	-----	---

## IS 300 AWD

V6 3.5L 3500CC 214CID	2GRFSE		7173	27173	47173	9240	29240	230099	2200099	N/A	3
-----------------------	--------	--	------	-------	-------	------	-------	--------	---------	-----	---

## IS 350

V6 3.5L 3500CC 214CID	2GRFSE		7047 <sup>496</sup> 7173 <sup>495</sup>	27047 <sup>496</sup> 27173 <sup>495</sup>	47047 <sup>496</sup> 47173 <sup>495</sup>	9240	29240	230099	2200099	N/A	3
-----------------------	--------	--	--	--	--	------	-------	--------	---------	-----	---

## IS 500

V8 5.0L 4969CC 303CID	2UR-GSE		7041	27041	47041			230099	2200099	N/A	
-----------------------	---------	--	------	-------	-------	--	--	--------	---------	-----	--

## LC 500

V8 5.0L 4969cc 303 CID	2URGSE		7310	N/A	N/A	200961	N/A	230443	N/A	N/A	
------------------------	--------	--	------	-----	-----	--------	-----	--------	-----	-----	--

## LC 500h

V6 3.5L Electric/Gas			7047	27047	47047	200946	N/A	230443	N/A	N/A	
----------------------	--	--	------	-------	-------	--------	-----	--------	-----	-----	--

## LS500

V6 3.5L 3445CC Turbo			7173	27173	47173	200961	N/A	230652	N/A	N/A	
----------------------	--	--	------	-------	-------	--------	-----	--------	-----	-----	--

## LS500h

V6 3.5L Electric/Gas			7047	27047	47047	200946	N/A	230652	N/A	N/A	
----------------------	--	--	------	-------	-------	--------	-----	--------	-----	-----	--

## LX 600

V6 3.5L 3444CC 210CID Turbo Electric/Gas	V35A-FTS		7145	27145	47145	201653	N/A	N/A	N/A	N/A	
---	----------	--	------	-------	-------	--------	-----	-----	-----	-----	--

N/A = Not Available N/R = Not Required N/S = Not Servicable For cabin air locator chart, see pages 5-12 See pages 13-16 for footnotes

1) ProSelect - Normal Driving - Traditional Change Intervals 2) NAPA Gold - Severe Driving - OE Recommended intervals 3) NAPA Platinum - Harsh Driving - OE Recommend Intervals

N/A = Non disponible N/R = Non nécessaire N/S = Non réparable Voir le tableau des filtres et d'habitacle aux pages 5-12 Voir pages 13-16 pour des notes

1) NAPA ProSelect et Argent - Conduite normale - Intervalles normaux de remplacement 2) NAPA Or - Conduite difficile - Intervalles recommandés par FEO 3) NAPA Platine - Conduite très difficile - Intervalles recommandés par FEO

N/A = No disponible N/R = No requerido N/S = No Servicable Para el aire de la cabina y tabla de localización de filtro, consulte las páginas 5-12 Ver las páginas 13-16 para las notas al pie de página

1) NAPA ProSelect y Plata - Manejo normal - Intervalos normales de cambio 2) NAPA Oro - Manejo difícil - Intervalos recomendados por el OEM 3) NAPA Platino - Manejo muy difícil - Intervalos recomendados por el OEM

*Italicized Part Numbers May Not Be Available.*

Las piezas con números en *italicas* pueden no estar disponibles.

Les numéros de pièce en *italiques* peuvent ne pas être disponibles.

P  
a  
s  
s  
C  
a  
r  
L  
i  
g  
h  
t  
T  
r  
u  
c  
k  
O  
i  
l  
-  
A  
i  
r  
-  
C  
a  
b  
i  
n



LEXUS 2022-2021

Pass Car Light Truck - Oil - Air - Cabin

Year/Año/Année Model/Modelo/Modèle Engine/Motor/Moteur	Eng. Code Código de motor Code moteur	VIN NIV NIV	GOLD Oil Aceite Huile	ProSelect Oil Aceite Huile	Platinum Oil Aceite Huile	GOLD Air Aire Air	ProSelect Air Aire Air	GOLD Cabin Air Cabina Aire Cabine Air	ProSelect Cabin Air Cabina Aire Cabine Air	Platinum Cabin Air Cabina Aire Cabine Air	Loc. Cabin Air Cabina Aire Cabine Air
--	---	-------------------	--------------------------------	-------------------------------------	------------------------------------	----------------------------	---------------------------------	--	---	--	--

## LEXUS (Cont'd/Suite)

**2022** (Cont'd/Suite)

## NX 250

L4 2.5L 2500CC 153CID			100332	2100332	N/A	200859	2200859	230320	2230320	4230320	
-----------------------	--	--	--------	---------	-----	--------	---------	--------	---------	---------	--

## NX 350

L4 2.4L 2400CC 146CID Turbo			100332	2100332	N/A	200859	2200859	230320	2230320	4230320	
-----------------------------	--	--	--------	---------	-----	--------	---------	--------	---------	---------	--

## NX 350 F SPORT

L4 2.4L 2400CC 146CID Turbo			100332	2100332	N/A	200859	2200859	230320	2230320	4230320	
-----------------------------	--	--	--------	---------	-----	--------	---------	--------	---------	---------	--

## NX 350h

L4 2.5L 2500CC 153CID			100332	2100332	N/A	200859	2200859	230320	2230320	4230320	
-----------------------	--	--	--------	---------	-----	--------	---------	--------	---------	---------	--

## NX 450h F SPORT

L4 2.5L 2500CC 153CID			100332	2100332	N/A	200859	2200859	230320	2230320	4230320	
-----------------------	--	--	--------	---------	-----	--------	---------	--------	---------	---------	--

## NX 450h plus

L4 2.5L 2500CC 153CID			100332	2100332	N/A	200859	2200859	230320	2230320	4230320	
-----------------------	--	--	--------	---------	-----	--------	---------	--------	---------	---------	--

## RC 300

L4 2.0L 1998cc Turbo			7047	27047	47047	9240	29240	230099	2200099	N/A	
V6 3.5L			7173	27173	47173	9240	29240	230099	2200099	N/A	

## RC 350

V6 3.5L			7173	27173	47173	9240	29240	230099	2200099	N/A	
---------	--	--	------	-------	-------	------	-------	--------	---------	-----	--

## RC F

V8 5.0L 4969cc 303 CID	2URGSE		7310	N/A	N/A			230099	2200099	N/A	
------------------------	--------	--	------	-----	-----	--	--	--------	---------	-----	--

## RX 350

V6 3.5L	2GRFKS		7047	27047	47047	9430	29430	230320 <sup>79</sup> 230322 <sup>78</sup>	2230320 <sup>79</sup> N/A <sup>78</sup>	4230320 <sup>79</sup> N/A <sup>78</sup>	3 3
---------	--------	--	------	-------	-------	------	-------	--	--	--	--------

## RX 450H

V6 3.5L 3456cc Electric/Gas	2GRFXE		7047	27047	47047	200716	2200716	230320 <sup>79</sup> 230322 <sup>78</sup>	2230320 <sup>79</sup> N/A <sup>78</sup>	4230320 <sup>79</sup> N/A <sup>78</sup>	3 3
-----------------------------	--------	--	------	-------	-------	--------	---------	--	--	--	--------

## RX350L

V6 3.5L			7047	27047	47047	9430	29430	230320 <sup>79</sup> 230322 <sup>78</sup>	2230320 <sup>79</sup> N/A <sup>78</sup>	4230320 <sup>79</sup> N/A <sup>78</sup>	3 3
---------	--	--	------	-------	-------	------	-------	--	--	--	--------

## RX450hL

V6 3.5L Electric/Gas			7047	27047	47047	200716	2200716	230320 <sup>79</sup> 230322 <sup>78</sup>	2230320 <sup>79</sup> N/A <sup>78</sup>	4230320 <sup>79</sup> N/A <sup>78</sup>	3 3
----------------------	--	--	------	-------	-------	--------	---------	--	--	--	--------

## UX 200

L4 2.0L 2000CC 122CID Turbo			100332	2100332	N/A	200807	2200807	230322 <sup>78</sup>	N/A <sup>78</sup>	N/A <sup>78</sup>	
-----------------------------	--	--	--------	---------	-----	--------	---------	----------------------	-------------------	-------------------	--

## UX 250h Hybrid

L4 2.0L 2000CC 122CID Turbo			1394 <sup>53</sup>	21394 <sup>70</sup>	41394	201189	N/A	230320 <sup>79</sup> 230322 <sup>78</sup>	2230320 <sup>79</sup> N/A <sup>78</sup>	4230320 <sup>79</sup> N/A <sup>78</sup>	
-----------------------------	--	--	--------------------	---------------------	-------	--------	-----	--	--	--	--

**2021**

## ES 250

L4 2.5L 2500CC 153CID			1394 <sup>53</sup>	21394 <sup>70</sup>	41394	200807	2200807	230322 <sup>78</sup>	N/A <sup>78</sup>	N/A <sup>78</sup>	
-----------------------	--	--	--------------------	---------------------	-------	--------	---------	----------------------	-------------------	-------------------	--

## ES 300H

L4 2.5L 2494cc 152 CID Electric/Gas	2ARFXE		100332	2100332	N/A	200807	2200807	230320 <sup>79</sup> 230322 <sup>78</sup>	2230320 <sup>79</sup> N/A <sup>78</sup>	4230320 <sup>79</sup> N/A <sup>78</sup>	
-------------------------------------	--------	--	--------	---------	-----	--------	---------	--	--	--	--

## ES 350

V6 3.5L 3456cc	2GRFE		7047	27047	47047	200859	2200859	230320 <sup>79</sup> 230322 <sup>78</sup>	2230320 <sup>79</sup> N/A <sup>78</sup>	4230320 <sup>79</sup> N/A <sup>78</sup>	3 3
----------------	-------	--	------	-------	-------	--------	---------	--	--	--	--------

## ES 350 F Sport

V6 3.5L 3456cc	2GRFE		7047	27047	47047	200859	2200859	230320 230322	2230320 N/A	4230320 N/A	3 3
----------------	-------	--	------	-------	-------	--------	---------	------------------	----------------	----------------	--------

## GX 460

V8 4.6L 4608cc	1URFE		7173	27173	47173	9350	29350	4483 <sup>79</sup> 4511 <sup>78</sup>	224483 <sup>79</sup> 224511 <sup>78</sup>	4234483 <sup>79</sup> N/A <sup>78</sup>	3 3
----------------	-------	--	------	-------	-------	------	-------	--	--	--	--------

N/A = Not Available N/R = Not Required N/S = Not Servicable For cabin air locator chart, see pages 5-12 See pages 13-16 for footnotes

1) ProSelect - Normal Driving - Traditional Change Intervals 2) NAPA Gold - Severe Driving - OE Recommended intervals 3) NAPA Platinum - Harsh Driving - OE Recommend Intervals

N/A = Non disponible N/R = Non nécessaire N/S = Non réparable Voir le tableau des filtres et d'habitacle aux pages 5-12 Voir pages 13-16 pour des notes

1) NAPA ProSelect et Argent - Conduite normale - Intervalles normaux de remplacement 2) NAPA Or - Conduite difficile - Intervalles recommandés par FEO 3) NAPA Platine - Conduite très difficile - Intervalles recommandés par FEO

N/A = No disponible N/R = No requerido N/S = No Servicable Para el aire de la cabina y tabla de localización de filtro, consulte las páginas 5-12 Ver las páginas 13-16 para las notas al pie de página

1) NAPA ProSelect y Plata - Manejo normal - Intervallos normales de cambio 2) NAPA Oro - Manejo difícil - Intervallos recomendados por el OEM 3) NAPA Platino - Manejo muy difícil - Intervallos recomendados por el OEM

Italicized Part Numbers May Not Be Available.

Las piezas con números en *italicas* pueden no estar disponibles.  
Les numéros de pièce en *italiques* peuvent ne pas être disponibles.



Pass Car Light Truck - Oil - Air - Cabin

LEXUS 2021-2020

Year/Anio/Année Model/Modelo/Modèle Engine/Motor/Moteur	Eng. Code Código de motor Code moteur	VIN NIV NIV	GOLD Oil Aceite Huile	ProSelect Oil Aceite Huile	Platinum Oil Aceite Huile	GOLD Air Aire Air	ProSelect Air Aire Air	GOLD Cabin Air Cabina Aire Cabine Air	ProSelect Cabin Air Cabina Aire Cabine Air	Platinum Cabin Air Cabina Aire Cabine Air	Loc. Cabin Air Cabina Aire Cabine Air
---	---	-------------------	--------------------------------	-------------------------------------	------------------------------------	----------------------------	---------------------------------	--	---	--	--

LEXUS (Cont'd/Suite)

**2021** (Cont'd/Suite)

IS 300

L4 2.0L 1998cc Turbo			7047	27047	47047	9240	29240	230099	2200099	N/A	3
----------------------	--	--	------	-------	-------	------	-------	--------	---------	-----	---

IS 300 AWD

V6 3.5L 3500CC 214CID	2GRFSE		7173	27173	47173	9240	29240	230099	2200099	N/A	3
-----------------------	--------	--	------	-------	-------	------	-------	--------	---------	-----	---

IS 350

V6 3.5L 3500CC 214CID	2GRFSE		7047 <sup>496</sup> 7173 <sup>495</sup>	27047 <sup>496</sup> 27173 <sup>495</sup>	47047 <sup>496</sup> 47173 <sup>495</sup>	9240	29240	230099	2200099	N/A	3
-----------------------	--------	--	--	--	--	------	-------	--------	---------	-----	---

LC 500

V8 5.0L 4969cc			7310	N/A	N/A	200961	N/A	230443	N/A	N/A	
----------------	--	--	------	-----	-----	--------	-----	--------	-----	-----	--

LC 500h

V6 3.5L Electric/Gas			7047	27047	47047	200946	N/A	230443	N/A	N/A	
----------------------	--	--	------	-------	-------	--------	-----	--------	-----	-----	--

LS500

V6 3.5L 3445CC Turbo			7145 7173	27145 27173	47145 47173	200961	N/A	230652	N/A	N/A	
----------------------	--	--	--------------	----------------	----------------	--------	-----	--------	-----	-----	--

LS500h

V6 3.5L Electric/Gas			7047	27047	47047	200946	N/A	230652	N/A	N/A	
----------------------	--	--	------	-------	-------	--------	-----	--------	-----	-----	--

LX 570

V8 5.7L 5663cc 345 CID	3URFE		7041	27041	47041	9030	N/A	4483 <sup>79</sup> 4511 <sup>78</sup>	224483 <sup>79</sup> 224511 <sup>78</sup>	4234483 <sup>79</sup> N/A <sup>78</sup>	3 3
------------------------	-------	--	------	-------	-------	------	-----	--	--	--	--------

NX 300H

L4 2.5L 2494cc 152 CID Electric/Gas	2ARFXE		7047	27047	47047	9320	29320	4511 <sup>78</sup>	224511 <sup>78</sup>	N/A <sup>78</sup>	3
-------------------------------------	--------	--	------	-------	-------	------	-------	--------------------	----------------------	-------------------	---

NX300

L4 2.0L 1998cc Turbo			7047	27047	47047	9430	29430	4511 <sup>78</sup>	224511 <sup>78</sup>	N/A <sup>78</sup>	3
----------------------	--	--	------	-------	-------	------	-------	--------------------	----------------------	-------------------	---

RC 300

L4 2.0L 1998cc Turbo			7047	27047	47047	9240	29240	230099	2200099	N/A	
V6 3.5L 3456cc			7173	27173	47173	9240	29240	230099	2200099	N/A	

RC 350

V6 3.5L			7173	27173	47173	9240	29240	230099	2200099	N/A	
---------	--	--	------	-------	-------	------	-------	--------	---------	-----	--

RC F

V8 5.0L 4969cc 303 CID	2URGSE		7310	N/A	N/A			230099	2200099	N/A	
------------------------	--------	--	------	-----	-----	--	--	--------	---------	-----	--

RX 350

V6 3.5L	2GRFKS		7047	27047 <sup>70</sup>	47047	9430	29430	230320 <sup>79</sup> 230322 <sup>78</sup>	2230320 <sup>79</sup> N/A <sup>78</sup>	4230320 <sup>79</sup> N/A <sup>78</sup>	3 3
---------	--------	--	------	---------------------	-------	------	-------	--	--	--	--------

RX 450H

V6 3.5L 3456cc Electric/Gas	2GRFXE		7047	27047	47047	200716	2200716	230320 <sup>79</sup> 230322 <sup>78</sup>	2230320 <sup>79</sup> N/A <sup>78</sup>	4230320 <sup>79</sup> N/A <sup>78</sup>	3 3
-----------------------------	--------	--	------	-------	-------	--------	---------	--	--	--	--------

RX350L

V6 3.5L			7047	27047 <sup>70</sup>	47047	9430	29430	230320 <sup>79</sup> 230322 <sup>78</sup>	2230320 <sup>79</sup> N/A <sup>78</sup>	4230320 <sup>79</sup> N/A <sup>78</sup>	3 3
---------	--	--	------	---------------------	-------	------	-------	--	--	--	--------

RX450hL

V6 3.5L Electric/Gas			7047	27047	47047	200716	2200716	230320 <sup>79</sup> 230322 <sup>78</sup>	2230320 <sup>79</sup> N/A <sup>78</sup>	4230320 <sup>79</sup> N/A <sup>78</sup>	3 3
----------------------	--	--	------	-------	-------	--------	---------	--	--	--	--------

UX 200

L4 2.0L 2000CC 122CID Turbo			100332	2100332	N/A	200807	2200807	230322 <sup>78</sup>	N/A <sup>78</sup>	N/A <sup>78</sup>	
-----------------------------	--	--	--------	---------	-----	--------	---------	----------------------	-------------------	-------------------	--

UX 250h Hybrid

L4 2.0L 2000CC 122CID Turbo			1394 <sup>53</sup>	21394 <sup>70</sup>	41394	201189	N/A	230320 <sup>79</sup> 230322 <sup>78</sup>	2230320 <sup>79</sup> N/A <sup>78</sup>	4230320 <sup>79</sup> N/A <sup>78</sup>	
-----------------------------	--	--	--------------------	---------------------	-------	--------	-----	--	--	--	--

**2020**

ES 300H

L4 2.5L 2494cc 152 CID Electric/Gas	2ARFXE		100332	2100332	N/A	200807	2200807	230320 <sup>79</sup> 230322 <sup>78</sup>	2230320 <sup>79</sup> N/A <sup>78</sup>	4230320 <sup>79</sup> N/A <sup>78</sup>	
-------------------------------------	--------	--	--------	---------	-----	--------	---------	--	--	--	--

N/A = Not Available N/R = Not Required N/S = Not Servicable For cabin air locator chart, see pages 5-12 See pages 13-16 for footnotes

1) ProSelect - Normal Driving - Traditional Change Intervals 2) NAPA Gold - Severe Driving - OE Recommended Intervals 3) NAPA Platinum - Harsh Driving - OE Recommended Intervals

N/A = Non disponible N/R = Non nécessaire N/S = Non réparable Voir le tableau des filtres et d'habitacle aux pages 5-12 Voir pages 13-16 pour des notes

1) NAPA ProSelect et Argent - Conduite normale - Intervalles normaux de remplacement 2) NAPA Or - Conduite difficile - Intervalles recommandés par FEO 3) NAPA Platine - Conduite très difficile - Intervalles recommandés par FEO

N/A = No disponible N/R = No requerido N/S = No Servicable Para el aire de la cabina y tabla de localización de filtro, consulte las páginas 5-12 Ver las páginas 13-16 para las notas al pie de página

1) NAPA ProSelect y Plata - Manejo normal - Intervalos normales de cambio 2) NAPA Oro - Manejo difícil - Intervalos recomendados por el OEM 3) NAPA Platino - Manejo muy difícil - Intervalos recomendados por el OEM

*Italicized Part Numbers May Not Be Available.*

Las piezas con números en *italicas* pueden no estar disponibles.

Les numéros de pièce en *italiques* peuvent ne pas être disponibles.

P  
a  
s  
s  
C  
a  
r  
L  
i  
g  
h  
t  
T  
r  
u  
c  
k  
O  
i  
l  
-  
A  
i  
r  
-  
C  
a  
b  
i  
n



## LEXUS 2020

## Pass Car Light Truck - Oil - Air - Cabin

Year/Año/Année Model/Modelo/Modèle Engine/Motor/Moteur	Eng. Code Código de motor Code moteur	VIN NIV NIV	GOLD Oil Aceite Huile	ProSelect Oil Aceite Huile	Platinum Oil Aceite Huile	GOLD Air Aire Air	ProSelect Air Aire Air	GOLD Cabin Air Cabina Aire Cabine Air	ProSelect Cabin Air Cabina Aire Cabine Air	Platinum Cabin Air Cabina Aire Cabine Air	Loc. Cabin Air Cabina Aire Cabine Air
--	---	-------------------	--------------------------------	-------------------------------------	------------------------------------	----------------------------	---------------------------------	--	---	--	--

## LEXUS (Cont'd/Suite)

## 2020 (Cont'd/Suite)

## ES 350

V6 3.5L 3456cc	2GRFE	7047	27047	47047	200859	2200859	230320 <sup>79</sup> 230322 <sup>78</sup>	2230320 <sup>79</sup> N/A <sup>78</sup>	4230320 <sup>79</sup> N/A <sup>78</sup>	3 3
----------------	-------	------	-------	-------	--------	---------	--	--	--	--------

## ES 350 F Sport

V6 3.5L 3456cc	2GRFE	7047	27047	47047	200859	2200859	230320 230322	2230320 N/A	4230320 N/A	3 3
----------------	-------	------	-------	-------	--------	---------	------------------	----------------	----------------	--------

## GS 300

L4 2.0L 2000CC 122CID Turbo		7047	27047	47047	9240	29240	230099	2200099	N/A	
-----------------------------	--	------	-------	-------	------	-------	--------	---------	-----	--

## GS 350

V6 3.5L		7047 (Short) 7173 (Tall)	27047 (Short) 27173 (Tall)	47047 (Short) 47173 (Tall)	9240	29240	230099	2200099	N/A	3
---------	--	-----------------------------------	-------------------------------------	-------------------------------------	------	-------	--------	---------	-----	---

## GS F

V8 5.0L 4969cc 303 CID		7310	N/A	N/A			230099	2200099	N/A	
------------------------	--	------	-----	-----	--	--	--------	---------	-----	--

## GX 460

V8 4.6L 4608cc	1URFE	7173	27173	47173	9350	29350	4483 <sup>79</sup> 4511 <sup>78</sup>	224483 <sup>79</sup> 224511 <sup>78</sup>	4234483 <sup>79</sup> N/A <sup>78</sup>	3 3
----------------	-------	------	-------	-------	------	-------	--	--	--	--------

## IS 300

L4 2.0L 1998cc Turbo		7047	27047	47047	9240	29240	230099	2200099	N/A	3
----------------------	--	------	-------	-------	------	-------	--------	---------	-----	---

## IS 300 AWD

V6 3.5L 3500CC 214CID	2GRFSE	7173	27173	47173	9240	29240	230099	2200099	N/A	3
-----------------------	--------	------	-------	-------	------	-------	--------	---------	-----	---

## IS 350

V6 3.5L 3500CC 214CID	2GRFSE	7047 <sup>496</sup> 7173 <sup>495</sup>	27047 <sup>496</sup> 27173 <sup>495</sup>	47047 <sup>496</sup> 47173 <sup>495</sup>	9240	29240	230099	2200099	N/A	3
-----------------------	--------	--	--	--	------	-------	--------	---------	-----	---

## LC 500

V8 5.0L 4969cc		7310	N/A	N/A	200961	N/A	230443	N/A	N/A	
----------------	--	------	-----	-----	--------	-----	--------	-----	-----	--

## LC 500h

V6 3.5L Electric/Gas		7047	27047	47047	200946	N/A	230443	N/A	N/A	
----------------------	--	------	-------	-------	--------	-----	--------	-----	-----	--

## LS500

V6 3.5L 3445CC Turbo		7145 7173 <sup>495</sup>	27145 27173 <sup>495</sup>	47145 47173 <sup>495</sup>	200961	N/A	230652	N/A	N/A	
----------------------	--	-----------------------------	-------------------------------	-------------------------------	--------	-----	--------	-----	-----	--

## LS500h

V6 3.5L Electric/Gas		7047	27047	47047	200946	N/A	230652	N/A	N/A	
----------------------	--	------	-------	-------	--------	-----	--------	-----	-----	--

## LX 570

V8 5.7L 5663cc 345 CID	3URFE	7041	27041	47041	9030	N/A	4483 <sup>79</sup> 4511 <sup>78</sup>	224483 <sup>79</sup> 224511 <sup>78</sup>	4234483 <sup>79</sup> N/A <sup>78</sup>	3 3
------------------------	-------	------	-------	-------	------	-----	--	--	--	--------

## NX 300H

L4 2.5L 2494cc 152 CID Electric/Gas	2ARFXE	7047	27047	47047	9320	29320	4511 <sup>78</sup>	224511 <sup>78</sup>	N/A <sup>78</sup>	3
-------------------------------------	--------	------	-------	-------	------	-------	--------------------	----------------------	-------------------	---

## NX300

L4 2.0L 1998cc Turbo		7047	27047	47047	9430	29430	4511 <sup>78</sup>	224511 <sup>78</sup>	N/A <sup>78</sup>	3
----------------------	--	------	-------	-------	------	-------	--------------------	----------------------	-------------------	---

## RC 300

L4 2.0L 1998cc Turbo		7047	27047	47047	9240	29240	230099	2200099	N/A	
V6 3.5L 3456cc		7173	27173	47173	9240	29240	230099	2200099	N/A	

## RC 350

V6 3.5L		7173	27173	47173	9240	29240	230099	2200099	N/A	
---------	--	------	-------	-------	------	-------	--------	---------	-----	--

## RC F

V8 5.0L 4969cc 303 CID	2URGSE	7310	N/A	N/A			230099	2200099	N/A	
------------------------	--------	------	-----	-----	--	--	--------	---------	-----	--

## RX 350

V6 3.5L	2GRFKS	7047	27047 <sup>70</sup>	47047	9430	29430	230320 <sup>79</sup> 230322 <sup>78</sup>	2230320 <sup>79</sup> N/A <sup>78</sup>	4230320 <sup>79</sup> N/A <sup>78</sup>	3 3
---------	--------	------	---------------------	-------	------	-------	--	--	--	--------

N/A = Not Available N/R = Not Required N/S = Not Servicable For cabin air locator chart, see pages 5-12 See pages 13-16 for footnotes

1) ProSelect - Normal Driving - Traditional Change Intervals 2) NAPA Gold - Severe Driving - OE Recommended intervals 3) NAPA Platinum - Harsh Driving - OE Recommend Intervals

N/A = Non disponible N/R = Non nécessaire N/S = Non réparable Voir le tableau des filtres et d'habitacle aux pages 5-12 Voir pages 13-16 pour des notes

1) NAPA ProSelect et Argent - Conduite normale - Intervalles normaux de remplacement 2) NAPA Or - Conduite difficile - Intervalles recommandés par FEO 3) NAPA Platine - Conduite très difficile - Intervalles recommandés par FEO

N/A = No disponible N/R = No requerido N/S = No Servicable Para el aire de la cabina y tabla de localización de filtro, consulte las páginas 5-12 Ver las páginas 13-16 para las notas al pie de página

1) NAPA ProSelect y Plata - Manejo normal - Intervallos normales de cambio 2) NAPA Oro - Manejo difícil - Intervallos recomendados por el OEM 3) NAPA Platino - Manejo muy difícil - Intervallos recomendados por el OEM

*Italicized Part Numbers May Not Be Available.*

Las piezas con números en *italicas* pueden no estar disponibles.  
Les numéros de pièce en *italiques* peuvent ne pas être disponibles.





Pass Car Light Truck - Oil - Air - Cabin

LEXUS 2020-2019

Year/Año/Année Model/Modelo/Modèle Engine/Motor/Moteur	Eng. Code Código de motor Code moteur	VIN NIV NIV	GOLD Oil Aceite Huile	ProSelect Oil Aceite Huile	Platinum Oil Aceite Huile	GOLD Air Aire Air	ProSelect Air Aire Air	GOLD Cabin Air Cabina Aire Cabine Air	ProSelect Cabin Air Cabina Aire Cabine Air	Platinum Cabin Air Cabina Aire Cabine Air	Loc. Cabin Air Cabina Aire Cabine Air
--	---	-------------------	--------------------------------	-------------------------------------	------------------------------------	----------------------------	---------------------------------	--	---	--	--

LEXUS (Cont'd/Suite)

**2020** (Cont'd/Suite)

**RX 450H**

V6 3.5L 3456cc Electric/Gas	2GRFXE		7047	27047	47047	200716	2200716	230320 <sup>79</sup> 230322 <sup>78</sup>	2230320 <sup>79</sup> N/A <sup>78</sup>	4230320 <sup>79</sup> N/A <sup>78</sup>	3 3
-----------------------------	--------	--	------	-------	-------	--------	---------	--	--	--	--------

**RX350L**

V6 3.5L			7047	27047 <sup>70</sup>	47047	9430	29430	230320 <sup>79</sup> 230322 <sup>78</sup>	2230320 <sup>79</sup> N/A <sup>78</sup>	4230320 <sup>79</sup> N/A <sup>78</sup>	3 3
---------	--	--	------	---------------------	-------	------	-------	--	--	--	--------

**RX450hL**

V6 3.5L Electric/Gas			7047	27047	47047	200716	2200716	230320 <sup>79</sup> 230322 <sup>78</sup>	2230320 <sup>79</sup> N/A <sup>78</sup>	4230320 <sup>79</sup> N/A <sup>78</sup>	3 3
----------------------	--	--	------	-------	-------	--------	---------	--	--	--	--------

**UX 200**

L4 2.0L 2000CC 122CID Turbo			100332	2100332	N/A	200807	2200807	230322	N/A	N/A	
-----------------------------	--	--	--------	---------	-----	--------	---------	--------	-----	-----	--

**UX 250h Hybrid**

L4 2.0L 2000CC 122CID Turbo			1394 <sup>53</sup>	21394 <sup>70</sup>	41394	201189	N/A	230320 <sup>79</sup> 230322 <sup>78</sup>	2230320 <sup>79</sup> N/A <sup>78</sup>	4230320 <sup>79</sup> N/A <sup>78</sup>	
-----------------------------	--	--	--------------------	---------------------	-------	--------	-----	--	--	--	--

**2019**

**ES 300H**

L4 2.5L 2494cc 152 CID Electric/Gas	2ARFXE		100332	2100332	N/A	200807	2200807	230320 <sup>79</sup> 230322 <sup>78</sup>	2230320 <sup>79</sup> N/A <sup>78</sup>	4230320 <sup>79</sup> N/A <sup>78</sup>	
-------------------------------------	--------	--	--------	---------	-----	--------	---------	--	--	--	--

**ES 350**

V6 3.5L 3456cc	2GRFE		7047	27047	47047	200859	2200859	230320 <sup>79</sup> 230322 <sup>78</sup>	2230320 <sup>79</sup> N/A <sup>78</sup>	4230320 <sup>79</sup> N/A <sup>78</sup>	3 3
----------------	-------	--	------	-------	-------	--------	---------	--	--	--	--------

**ES 350 F Sport**

V6 3.5L 3456cc	2GRFE		7047	27047	47047	200859	2200859	230320 230322	2230320 N/A	4230320 N/A	3 3
----------------	-------	--	------	-------	-------	--------	---------	------------------	----------------	----------------	--------

**GS 300**

L4 2.0L 2000CC 122CID Turbo			7047 <sup>53</sup>	27047	47047	9240	29240	230099	2200099	N/A	
-----------------------------	--	--	--------------------	-------	-------	------	-------	--------	---------	-----	--

**GS 350**

V6 3.5L			7047 (Short) 7173 (Tall)	27047 (Short) 27173 (Tall)	47047 (Short) 47173 (Tall)	9240	29240	230099	2200099	N/A	3
---------	--	--	-----------------------------------	-------------------------------------	-------------------------------------	------	-------	--------	---------	-----	---

**GS F**

V8 5.0L 4969cc 303 CID			7310	N/A	N/A			230099	2200099	N/A	
------------------------	--	--	------	-----	-----	--	--	--------	---------	-----	--

**GX 460**

V8 4.6L 4608cc	1URFE		7173	27173	47173	9350	29350	4483 <sup>79</sup> 4511 <sup>78</sup>	224483 <sup>79</sup> 224511 <sup>78</sup>	4234483 <sup>79</sup> N/A <sup>78</sup>	3 3
----------------	-------	--	------	-------	-------	------	-------	--	--	--	--------

**IS 300**

L4 2.0L 1998cc Turbo			7047	27047	47047	9240	29240	230099	2200099	N/A	3
----------------------	--	--	------	-------	-------	------	-------	--------	---------	-----	---

**IS 300 AWD**

V6 3.5L 3500CC 214CID	2GRFSE		7173	27173	47173	9240	29240	230099	2200099	N/A	3
-----------------------	--------	--	------	-------	-------	------	-------	--------	---------	-----	---

**IS 350**

V6 3.5L 3500CC 214CID	2GRFSE		7047 <sup>496</sup> 7173 <sup>495</sup>	27047 <sup>496</sup> 27173 <sup>495</sup>	47047 <sup>496</sup> 47173 <sup>495</sup>	9240	29240	230099	2200099	N/A	3
-----------------------	--------	--	--	--	--	------	-------	--------	---------	-----	---

**LC 500**

V8 5.0L 4969cc			7310	N/A	N/A	200961	N/A	230443	N/A	N/A	
----------------	--	--	------	-----	-----	--------	-----	--------	-----	-----	--

**LC 500h**

V6 3.5L Electric/Gas			7047	27047	47047	200946	N/A	230443	N/A	N/A	
----------------------	--	--	------	-------	-------	--------	-----	--------	-----	-----	--

**LS500**

V6 3.5L 3445CC Turbo			7145 7173 <sup>495</sup>	27145 27173 <sup>495</sup>	47145 47173 <sup>495</sup>	200961	N/A	230652	N/A	N/A	
----------------------	--	--	-----------------------------	-------------------------------	-------------------------------	--------	-----	--------	-----	-----	--

**LS500h**

V6 3.5L Electric/Gas			7047	27047	47047	200946	N/A	230652	N/A	N/A	
----------------------	--	--	------	-------	-------	--------	-----	--------	-----	-----	--

N/A = Not Available N/R = Not Required N/S = Not Servicable For cabin air locator chart, see pages 5-12 See pages 13-16 for footnotes

1) ProSelect - Normal Driving - Traditional Change Intervals 2) NAPA Gold - Severe Driving - OE Recommended Intervals 3) NAPA Platinum - Harsh Driving - OE Recommended Intervals

N/A = Non disponible N/R = Non nécessaire N/S = Non réparable Voir le tableau des filtres et d'habitacle aux pages 5-12 Voir pages 13-16 pour des notes

1) NAPA ProSelect et Argent - Conduite normale - Intervalles normaux de remplacement 2) NAPA Or - Conduite difficile - Intervalles recommandés par FEO 3) NAPA Platine - Conduite très difficile - Intervalles recommandés par FEO

N/A = No disponible N/R = No requerido N/S = No Servicable Para el aire de la cabina y tabla de localización de filtro, consulte las páginas 5-12 Ver las páginas 13-16 para las notas al pie de página

1) NAPA ProSelect y Plata - Manejo normal - Intervalles normales de cambio 2) NAPA Oro - Manejo difícil - Intervalles recomendados por el OEM 3) NAPA Platino - Manejo muy difícil - Intervalles recomendados por el OEM

*Italicized Part Numbers May Not Be Available.*

Las piezas con números en *italicas* pueden no estar disponibles.

Les numéros de pièce en *italiques* peuvent ne pas être disponibles.

P  
a  
s  
s  
C  
a  
r  
L  
i  
g  
h  
t  
T  
r  
u  
c  
k  
O  
i  
l  
-  
A  
i  
r  
-  
C  
a  
b  
i  
n



## LEXUS 2019-2018

## Pass Car Light Truck - Oil - Air - Cabin

Year/Año/Année Model/Modelo/Modèle Engine/Motor/Moteur	Eng. Code Código de motor Code moteur	VIN NIV NIV	GOLD Oil Aceite Huile	ProSelect Oil Aceite Huile	Platinum Oil Aceite Huile	GOLD Air Aire Air	ProSelect Air Aire Air	GOLD Cabin Air Cabina Aire Cabine Air	ProSelect Cabin Air Cabina Aire Cabine Air	Platinum Cabin Air Cabina Aire Cabine Air	Loc. Cabin Air Cabina Aire Cabine Air
--	---	-------------------	--------------------------------	-------------------------------------	------------------------------------	----------------------------	---------------------------------	--	---	--	--

## LEXUS (Cont'd/Suite)

**2019** (Cont'd/Suite)

## LX 570

V8 5.7L 563cc 345 CID	3URFE	7041	27041	47041	9030	N/A	4483 <sup>79</sup> 4511 <sup>78</sup>	224483 <sup>79</sup> 224511 <sup>78</sup>	4234483 <sup>79</sup> N/A <sup>78</sup>	3 3
-----------------------	-------	------	-------	-------	------	-----	--	--	--	--------

## NX 300H

L4 2.5L 2494cc 152 CID Electric/Gas	2ARFXE	7047	27047	47047	9320	29320	230099 4511 <sup>78</sup>	2200099 224511 <sup>78</sup>	N/A N/A <sup>78</sup>	3 3
-------------------------------------	--------	------	-------	-------	------	-------	------------------------------	---------------------------------	--------------------------	--------

## NX300

L4 2.0L 1998cc		7047	27047	47047	9430	29430	4511 <sup>78</sup>	224511 <sup>78</sup>	N/A <sup>78</sup>	3
----------------	--	------	-------	-------	------	-------	--------------------	----------------------	-------------------	---

## RC 300

L4 2.0L 1998cc Turbo		7047	27047	47047	9240	29240	230099	2200099	N/A	
V6 3.5L 3456cc		7173	27173	47173	9240	29240	230099	2200099	N/A	

## RC 350

V6 3.5L		7173	27173	47173	9240	29240	230099	2200099	N/A	
---------	--	------	-------	-------	------	-------	--------	---------	-----	--

## RC F

V8 5.0L 4969cc 303 CID	2URGSE	7310	N/A	N/A			230099	2200099	N/A	
------------------------	--------	------	-----	-----	--	--	--------	---------	-----	--

## RX 350

V6 3.5L	2GRFKS	7047	27047 <sup>79</sup>	47047	9430	29430	230320 <sup>79</sup> 230322 <sup>78</sup>	2230320 <sup>79</sup> N/A <sup>78</sup>	4230320 <sup>79</sup> N/A <sup>78</sup>	3 3
---------	--------	------	---------------------	-------	------	-------	--	--	--	--------

## RX 450H

V6 3.5L 3456cc Electric/Gas	2GRFXE	7047	27047	47047	200716	2200716	230320 <sup>79</sup> 230322 <sup>78</sup>	2230320 <sup>79</sup> N/A <sup>78</sup>	4230320 <sup>79</sup> N/A <sup>78</sup>	3 3
-----------------------------	--------	------	-------	-------	--------	---------	--	--	--	--------

## RX350L

V6 3.5L		7047	27047 <sup>79</sup>	47047	9430	29430	230320 <sup>79</sup> 230322 <sup>78</sup>	2230320 <sup>79</sup> N/A <sup>78</sup>	4230320 <sup>79</sup> N/A <sup>78</sup>	3 3
---------	--	------	---------------------	-------	------	-------	--	--	--	--------

## RX450hL

V6 3.5L Electric/Gas		7047	27047	47047	200716	2200716	230320 <sup>79</sup> 230322 <sup>78</sup>	2230320 <sup>79</sup> N/A <sup>78</sup>	4230320 <sup>79</sup> N/A <sup>78</sup>	3 3
----------------------	--	------	-------	-------	--------	---------	--	--	--	--------

## UX 200

L4 2.0L 2000CC 122CID Turbo		100332	2100332	N/A	200807	2200807	230322 <sup>78</sup>	N/A <sup>78</sup>	N/A <sup>78</sup>	
-----------------------------	--	--------	---------	-----	--------	---------	----------------------	-------------------	-------------------	--

## UX 250h Hybrid

L4 2.0L 2000CC 122CID Turbo		1394 <sup>53</sup>	21394 <sup>79</sup>	41394	201189	N/A	230320 <sup>79</sup> 230322 <sup>78</sup>	2230320 <sup>79</sup> N/A <sup>78</sup>	4230320 <sup>79</sup> N/A <sup>78</sup>	
-----------------------------	--	--------------------	---------------------	-------	--------	-----	--	--	--	--

**2018**

## ES 300H

L4 2.5L 2494cc 152 CID Electric/Gas	2ARFXE	7047	27047 <sup>79</sup>	47047	200807	2200807	4511 <sup>78</sup> 4483 <sup>79</sup> 4511 <sup>79</sup>	224511 <sup>78</sup> 224483 <sup>79</sup> 224511 <sup>79</sup>	N/A <sup>78</sup> 4234483 <sup>79</sup> N/A <sup>79</sup>	
-------------------------------------	--------	------	---------------------	-------	--------	---------	--	--	---	--

## ES 350

V6 3.5L 3456cc	2GRFE	7047	27047	47047	9430	29430	4483 <sup>79</sup> 4511 <sup>78</sup>	224483 <sup>79</sup> 224511 <sup>78</sup>	4234483 <sup>79</sup> N/A <sup>78</sup>	3 3
----------------	-------	------	-------	-------	------	-------	--	--	--	--------

## GS 300

L4 2.0L 2000CC 122CID Turbo		7047 <sup>53</sup>	27047	47047	9240	29240	230099	2200099	N/A	
-----------------------------	--	--------------------	-------	-------	------	-------	--------	---------	-----	--

## GS 350

V6 3.5L		7047 (Short) 7173 (Tall)	27047 (Short) 27173 (Tall)	47047 (Short) 47173 (Tall)	9240	29240	230099	2200099	N/A	3
---------	--	-----------------------------------	-------------------------------------	-------------------------------------	------	-------	--------	---------	-----	---

## GS 450H

V6 3.5L Electric/Gas		7173	27173	47173	9240	29240	230099	2200099	N/A	3
----------------------	--	------	-------	-------	------	-------	--------	---------	-----	---

## GS F

V8 5.0L 4969cc 303 CID		7310	N/A	N/A			230099	2200099	N/A	
------------------------	--	------	-----	-----	--	--	--------	---------	-----	--

N/A = Not Available N/R = Not Required N/S = Not Servicable For cabin air locator chart, see pages 5-12 See pages 13-16 for footnotes

1) ProSelect - Normal Driving - Traditional Change Intervals 2) NAPA Gold - Severe Driving - OE Recommended intervals 3) NAPA Platinum - Harsh Driving - OE Recommend Intervals

N/A = Non disponible N/R = Non nécessaire N/S = Non réparable Voir le tableau des filtres et d'habitacle aux pages 5-12 Voir pages 13-16 pour des notes

1) NAPA ProSelect et Argent - Conduite normale - Intervalles normaux de remplacement 2) NAPA Or - Conduite difficile - Intervalles recommandés par FEO 3) NAPA Platine - Conduite très difficile - Intervalles recommandés par FEO

N/A = No disponible N/R = No requerido N/S = No Servicable Para el aire de la cabina y tabla de localización de filtro, consulte las páginas 5-12 Ver las páginas 13-16 para las notas al pie de página

1) NAPA ProSelect y Plata - Manejo normal - Intervalos normales de cambio 2) NAPA Oro - Manejo difícil - Intervalos recomendados por el OEM 3) NAPA Platino - Manejo muy difícil - Intervalos recomendados por el OEM

*Italicized Part Numbers May Not Be Available.*

Las piezas con números en *italicas* pueden no estar disponibles.  
Les numéros de pièce en *italiques* peuvent ne pas être disponibles.



Pass Car Light Truck - Oil - Air - Cabin

LEXUS 2018-2017

Year/Año/Année Model/Modelo/Modèle Engine/Motor/Moteur	Eng. Code Código de motor Code moteur	VIN NIV NIV	GOLD Oil Aceite Huile	ProSelect Oil Aceite Huile	Platinum Oil Aceite Huile	GOLD Air Aire Air	ProSelect Air Aire Air	GOLD Cabin Air Cabina Aire Cabine Air	ProSelect Cabin Air Cabina Aire Cabine Air	Platinum Cabin Air Cabina Aire Cabine Air	Loc. Cabin Air Cabina Aire Cabine Air
--	---	-------------------	--------------------------------	-------------------------------------	------------------------------------	----------------------------	---------------------------------	--	---	--	--

LEXUS (Cont'd/Suite)

**2018** (Cont'd/Suite)

**GX 460**

V8 4.6L 4608cc	1URFE		7173	27173	47173	9350	29350	4483 <sup>79</sup> 4511 <sup>78</sup>	224483 <sup>79</sup> 224511 <sup>78</sup>	4234483 <sup>79</sup> N/A <sup>78</sup>	3 3
----------------	-------	--	------	-------	-------	------	-------	--	--	--	--------

**IS 300**

L4 2.0L 1998cc Turbo			7047	27047	47047	9240	29240	230099	2200099	N/A	3
V6 3.5L 3500CC 214CID	2GRFSE		7173	27173	47173	9240	29240	230099	2200099	N/A	3

**IS 350**

V6 3.5L 3500CC 214CID	2GRFSE		7047 <sup>496</sup> 7173 <sup>495</sup>	27047 <sup>496</sup> 27173 <sup>495</sup>	47047 <sup>496</sup> 47173 <sup>495</sup>	9240	29240	230099	2200099	N/A	3
-----------------------	--------	--	--	--	--	------	-------	--------	---------	-----	---

**LC 500**

V8 5.0L 4969cc			7310	N/A	N/A	200961	N/A	230443	N/A	N/A	
----------------	--	--	------	-----	-----	--------	-----	--------	-----	-----	--

**LC 500h**

V6 3.5L Electric/Gas			7047	27047	47047	200946	N/A	230443	N/A	N/A	
----------------------	--	--	------	-------	-------	--------	-----	--------	-----	-----	--

**LS500**

V6 3.5L 3445CC Turbo			7145 <sup>496</sup> 7173 <sup>495</sup>	27145 <sup>496</sup> 27173 <sup>495</sup>	47145 <sup>496</sup> 47173 <sup>495</sup>	200946	N/A	230652	N/A	N/A	
----------------------	--	--	--	--	--	--------	-----	--------	-----	-----	--

**LS500h**

V6 3.5L Electric/Gas			7047	27047	47047	200946	N/A	230652	N/A	N/A	
----------------------	--	--	------	-------	-------	--------	-----	--------	-----	-----	--

**LX 570**

V8 5.7L 5663cc 345 CID	3URFE		7041	27041	47041	9030	N/A	4483 <sup>79</sup> 4511 <sup>78</sup>	224483 <sup>79</sup> 224511 <sup>78</sup>	4234483 <sup>79</sup> N/A <sup>78</sup>	3 3
------------------------	-------	--	------	-------	-------	------	-----	--	--	--	--------

**NX 300H**

L4 2.5L 2494cc 152 CID Electric/Gas	2ARFXE		7047	27047	47047	9320	29320	230099 <sup>79</sup> 4511 <sup>78</sup>	2200099 <sup>79</sup> 224511 <sup>78</sup>	N/A <sup>79</sup> N/A <sup>78</sup>	3 3
-------------------------------------	--------	--	------	-------	-------	------	-------	--	---	--	--------

**NX300**

L4 2.0L 1998cc			7047	27047	47047	9430	29430	4511 <sup>78</sup>	224511 <sup>78</sup>	N/A <sup>78</sup>	3
----------------	--	--	------	-------	-------	------	-------	--------------------	----------------------	-------------------	---

**RC 300**

L4 2.0L 1998cc Turbo			7047	27047	47047	9240	29240	230099	2200099	N/A	
V6 3.5L 3456cc			7173	27173	47173	9240	29240	230099	2200099	N/A	

**RC 350**

V6 3.5L			7173	27173	47173	9240	29240	230099	2200099	N/A	
---------	--	--	------	-------	-------	------	-------	--------	---------	-----	--

**RC F**

V8 5.0L 4969cc 303 CID	2URGSE		7310	N/A	N/A			230099	2200099	N/A	
------------------------	--------	--	------	-----	-----	--	--	--------	---------	-----	--

**RX 350**

V6 3.5L	2GRFKS		7047	27047 <sup>70</sup>	47047	9430	29430	230320 <sup>79</sup> 230322 <sup>78</sup>	2230320 <sup>79</sup> N/A <sup>78</sup>	4230320 <sup>79</sup> N/A <sup>78</sup>	3 3
---------	--------	--	------	---------------------	-------	------	-------	--	--	--	--------

**RX 450H**

V6 3.5L 3456cc Electric/Gas	2GRFXE		7047	27047	47047	200716	2200716	230320 <sup>79</sup> 230322 <sup>78</sup>	2230320 <sup>79</sup> N/A <sup>78</sup>	4230320 <sup>79</sup> N/A <sup>78</sup>	3 3
-----------------------------	--------	--	------	-------	-------	--------	---------	--	--	--	--------

**RX350L**

V6 3.5L			7047	27047 <sup>70</sup>	47047	9430	29430	230320 <sup>79</sup> 230322 <sup>78</sup>	2230320 <sup>79</sup> N/A <sup>78</sup>	4230320 <sup>79</sup> N/A <sup>78</sup>	3 3
---------	--	--	------	---------------------	-------	------	-------	--	--	--	--------

**RX450hL**

V6 3.5L Electric/Gas			7047	27047	47047	200716	2200716	230320 <sup>79</sup> 230322 <sup>78</sup>	2230320 <sup>79</sup> N/A <sup>78</sup>	4230320 <sup>79</sup> N/A <sup>78</sup>	3 3
----------------------	--	--	------	-------	-------	--------	---------	--	--	--	--------

**2017**

**CT 200H**

L4 1.8L 1798cc Electric/Gas	2ZRFXE		7064	27064	47064	9320	29320	4483 <sup>79</sup> 4511 <sup>78</sup>	224483 <sup>79</sup> 224511 <sup>78</sup>	4234483 <sup>79</sup> N/A <sup>78</sup>	3 3
-----------------------------	--------	--	------	-------	-------	------	-------	--	--	--	--------

**ES 300H**

L4 2.5L 2494cc 152 CID Electric/Gas	2ARFXE	W	7047	27047 <sup>70</sup>	47047	9310	29310	4483 <sup>79</sup> 4511 <sup>78</sup>	224483 <sup>79</sup> 224511 <sup>78</sup>	4234483 <sup>79</sup> N/A <sup>78</sup>	
-------------------------------------	--------	---	------	---------------------	-------	------	-------	--	--	--	--

N/A = Not Available N/R = Not Required N/S = Not Servicable For cabin air locator chart, see pages 5-12 See pages 13-16 for footnotes

1) ProSelect - Normal Driving - Traditional Change Intervals 2) NAPA Gold - Severe Driving - OE Recommended intervals 3) NAPA Platinum - Harsh Driving - OE Recommend Intervals

N/A = Non disponible N/R = Non nécessaire N/S = Non réparable Voir le tableau des filtres et d'habitacle aux pages 5-12 Voir pages 13-16 pour des notes

1) NAPA ProSelect et Argent - Conduite normale - Intervalles normaux de remplacement 2) NAPA Or - Conduite difficile - Intervalles recommandés par FEO 3) NAPA Platine - Conduite très difficile - Intervalles recommandés par FEO

N/A = No disponible N/R = No requerido N/S = No Servicable Para el aire de la cabina y tabla de localización de filtro, consulte las páginas 5-12 Ver las páginas 13-16 para las notas al pie de página

1) NAPA ProSelect y Plata - Manejo normal - Intervalles normales de cambio 2) NAPA Oro - Manejo difícil - Intervalles recomendados por el OEM 3) NAPA Platino - Manejo muy difícil - Intervalles recomendados por el OEM

*Italicized Part Numbers May Not Be Available.*

Las piezas con números en *italicas* pueden no estar disponibles.

Les numéros de pièce en *italiques* peuvent ne pas être disponibles.

P  
a  
s  
s  
C  
a  
r  
L  
i  
g  
h  
t  
T  
r  
u  
c  
k  
O  
i  
l  
-  
A  
i  
r  
-  
C  
a  
b  
i  
n



LEXUS 2017

Pass Car Light Truck - Oil - Air - Cabin

Year/Año/Année Model/Modelo/Modele Engine/Motor/Moteur	Eng. Code Código de motor Code moteur	VIN NIV NIV	GOLD Oil Aceite Huile	ProSelect Oil Aceite Huile	Platinum Oil Aceite Huile	GOLD Air Aire Air	ProSelect Air Aire Air	GOLD Cabin Air Cabina Aire Cabine Air	ProSelect Cabin Air Cabina Aire Cabine Air	Platinum Cabin Air Cabina Aire Cabine Air	Loc. Cabin Air Cabina Aire Cabine Air
--	---	-------------------	--------------------------------	-------------------------------------	------------------------------------	----------------------------	---------------------------------	--	---	--	--

## LEXUS (Cont'd/Suite)

**2017** (Cont'd/Suite)

## ES 350

V6 3.5L 3456cc	2GRFE		7047 <sup>53</sup>	27047 <sup>70</sup>	47047	9430	29430	4483 <sup>79</sup> 4511 <sup>78</sup>	224483 <sup>79</sup> 224511 <sup>78</sup>	4234483 <sup>79</sup> N/A <sup>78</sup>	3 3
----------------	-------	--	--------------------	---------------------	-------	------	-------	--	--	--	--------

## GS 350

V6 3.5L		E	7047 (Short) 7173 (Tall)	27047 (Short) 27173 (Tall)	47047 (Short) 47173 (Tall)	9240	29240	230099	2200099	N/A	3
---------	--	---	-----------------------------------	-------------------------------------	-------------------------------------	------	-------	--------	---------	-----	---

## GS 450H

V6 3.5L Electric/Gas		C	7173	27173	47173	9240	29240	230099	2200099	N/A	3
----------------------	--	---	------	-------	-------	------	-------	--------	---------	-----	---

## GS F

V8 5.0L 4969cc 303 CID			7310	N/A	N/A			230099	2200099	N/A	
------------------------	--	--	------	-----	-----	--	--	--------	---------	-----	--

## GS Turbo

L4 2.0L 1998cc Turbo			7173	27173	47173	9240	29240	230099	2200099	N/A	
----------------------	--	--	------	-------	-------	------	-------	--------	---------	-----	--

## GS200t

L4 2.0L 1998cc			7047	27047	47047	9240	29240	230099	2200099	N/A	
----------------	--	--	------	-------	-------	------	-------	--------	---------	-----	--

## GX 460

V8 4.6L 4608cc	1URFE		7173	27173	47173	9350	29350	4511 <sup>78</sup>	224511 <sup>78</sup>	N/A <sup>78</sup>	3
----------------	-------	--	------	-------	-------	------	-------	--------------------	----------------------	-------------------	---

## IS 300

V6 3.5L 3500CC 214CID	2GRFSE		7173	27173	47173	9240	29240	230099	2200099	N/A	3
-----------------------	--------	--	------	-------	-------	------	-------	--------	---------	-----	---

## IS 350

V6 3.5L 3500CC 214CID	2GRFSE		7047 <sup>496</sup> 7173 <sup>495</sup>	27047 <sup>496</sup> 27173 <sup>495</sup>	47047 <sup>496</sup> 47173 <sup>495</sup>	9240	29240	230099	2200099	N/A	3
-----------------------	--------	--	--	--	--	------	-------	--------	---------	-----	---

## IS200T

L4 2.0L 1998cc Turbo			7047	27047	47047	9240	29240	230099	2200099	N/A	
----------------------	--	--	------	-------	-------	------	-------	--------	---------	-----	--

## LS 460

V8 4.6L 4608cc	1URFSE		7173	27173	47173	9310	29310	N/A	N/A	N/A	5
----------------	--------	--	------	-------	-------	------	-------	-----	-----	-----	---

## LX 570

V8 5.7L 5663cc 345 CID	3URFE		7041	27041	47041	9030	N/A	4483 <sup>79</sup> 4511 <sup>78</sup>	224483 <sup>79</sup> 224511 <sup>78</sup>	4234483 <sup>79</sup> N/A <sup>78</sup>	3 3
------------------------	-------	--	------	-------	-------	------	-----	--	--	--	--------

## NX 200T

L4 2.0L 1998cc Turbo			7047	27047 <sup>70</sup>	47047	9430	29430	230099 4511 <sup>78</sup>	2200099 224511 <sup>78</sup>	N/A N/A <sup>78</sup>	3 3
----------------------	--	--	------	---------------------	-------	------	-------	------------------------------	---------------------------------	--------------------------	--------

## NX 300H

L4 2.5L 2494cc 152 CID Electric/Gas	2ARFXE		7047	27047	47047	9320	29320	230099 <sup>79</sup> 4511 <sup>78</sup>	2200099 <sup>79</sup> 224511 <sup>78</sup>	N/A <sup>79</sup> N/A <sup>78</sup>	3 3
-------------------------------------	--------	--	------	-------	-------	------	-------	--	---	--	--------

## RC 200T

L4 2.0L 1998cc Turbo			7047	27047	47047	9240	29240	230099	2200099	N/A	
----------------------	--	--	------	-------	-------	------	-------	--------	---------	-----	--

## RC 300

V6 3.5L 3456cc			7173	27173	47173	9240	29240	230099	2200099	N/A	
----------------	--	--	------	-------	-------	------	-------	--------	---------	-----	--

## RC 350

V6 3.5L			7173	27173	47173	9240	29240	230099	2200099	N/A	
---------	--	--	------	-------	-------	------	-------	--------	---------	-----	--

## RC F

V8 5.0L 4969cc 303 CID	2URGSE		7310	N/A	N/A			230099	2200099	N/A	
------------------------	--------	--	------	-----	-----	--	--	--------	---------	-----	--

## RX 350

V6 3.5L	2GRFKS	K	7047	27047 <sup>70</sup>	47047	9430	29430	230320 <sup>79</sup> 230322 <sup>78</sup>	2230320 <sup>79</sup> N/A <sup>78</sup>	4230320 <sup>79</sup> N/A <sup>78</sup>	3 3
---------	--------	---	------	---------------------	-------	------	-------	--	--	--	--------

## RX 450H

V6 3.5L 3456cc Electric/Gas	2GRFXE	C	7047	27047	47047	200716	2200716	230320 <sup>79</sup> 230322 <sup>78</sup>	2230320 <sup>79</sup> N/A <sup>78</sup>	4230320 <sup>79</sup> N/A <sup>78</sup>	3 3
-----------------------------	--------	---	------	-------	-------	--------	---------	--	--	--	--------

N/A = Not Available N/R = Not Required N/S = Not Servicable For cabin air locator chart, see pages 5-12 See pages 13-16 for footnotes

1) ProSelect - Normal Driving - Traditional Change Intervals 2) NAPA Gold - Severe Driving - OE Recommended intervals 3) NAPA Platinum - Harsh Driving - OE Recommend Intervals

N/A = Non disponible N/R = Non nécessaire N/S = Non réparable Voir le tableau des filtres et d'habitacle aux pages 5-12 Voir pages 13-16 pour des notes

1) NAPA ProSelect et Argent - Conduite normale - Intervalles normaux de remplacement 2) NAPA Or - Conduite difficile - Intervalles recommandés par FEO 3) NAPA Platine - Conduite très difficile - Intervalles recommandés par FEO

N/A = No disponible N/R = No requerido N/S = No Servicable Para el aire de la cabina y tabla de localización de filtro, consulte las páginas 5-12 Ver las páginas 13-16 para las notas al pie de página

1) NAPA ProSelect y Plata - Manejo normal - Intervalos normales de cambio 2) NAPA Oro - Manejo difícil - Intervalos recomendados por el OEM 3) NAPA Platino - Manejo muy difícil - Intervalos recomendados por el OEM

*Italicized Part Numbers May Not Be Available.*Las piezas con números en *italicas* pueden no estar disponibles.  
Les numéros de pièce en *italiques* peuvent ne pas être disponibles.



## Pass Car Light Truck - Oil - Air - Cabin

LEXUS 2016

Year/Año/Année Model/Modelo/Modèle Engine/Motor/Moteur	Eng. Code Código de motor Code moteur	VIN NIV NIV	GOLD Oil Aceite Huile	ProSelect Oil Aceite Huile	Platinum Oil Aceite Huile	GOLD Air Aire Air	ProSelect Air Aire Air	GOLD Cabin Air Cabina Aire Cabine Air	ProSelect Cabin Air Cabina Aire Cabine Air	Platinum Cabin Air Cabina Aire Cabine Air	Loc. Cabin Air Cabina Aire Cabine Air
--	---	-------------------	--------------------------------	-------------------------------------	------------------------------------	----------------------------	---------------------------------	--	---	--	--

## LEXUS (Cont'd/Suite)

2016

## CT 200H

L4 1.8L 1798cc Electric/Gas	2ZRFXE		7064	27064 <sup>70</sup>	47064	9320	29320	4483 <sup>79</sup> 4511 <sup>78</sup>	224483 <sup>79</sup> 224511 <sup>78</sup>	4234483 <sup>79</sup> N/A <sup>78</sup>	3 3
-----------------------------	--------	--	------	---------------------	-------	------	-------	--	--	--	--------

## ES 300H

L4 2.5L 2494cc 152 CID Electric/Gas	2ARFXE	W	7047	27047 <sup>70</sup>	47047	9310	29310	4483 <sup>79</sup> 4511 <sup>78</sup>	224483 <sup>79</sup> 224511 <sup>78</sup>	4234483 <sup>79</sup> N/A <sup>78</sup>	
-------------------------------------	--------	---	------	---------------------	-------	------	-------	--	--	--	--

## ES 350

V6 3.5L 3456cc	2GRFE		7047 <sup>53</sup>	27047 <sup>70</sup>	47047	9430	29430	4483 <sup>79</sup> 4511 <sup>78</sup>	224483 <sup>79</sup> 224511 <sup>78</sup>	4234483 <sup>79</sup> N/A <sup>78</sup>	3 3
----------------	-------	--	--------------------	---------------------	-------	------	-------	--	--	--	--------

## GS 350

V6 3.5L		E	7047 (Short) 7173 (Tall)	27047 (Short) 27173 (Tall)	47047 (Short) 47173 (Tall)	9240	29240	230099	2200099	N/A	3
---------	--	---	-----------------------------------	-------------------------------------	-------------------------------------	------	-------	--------	---------	-----	---

## GS 450H

V6 3.5L Electric/Gas		C	7173	27173	47173	9240	29240	230099	2200099	N/A	3
----------------------	--	---	------	-------	-------	------	-------	--------	---------	-----	---

## GS F

V8 5.0L 4969cc 303 CID			7310	N/A	N/A			230099	2200099	N/A	
------------------------	--	--	------	-----	-----	--	--	--------	---------	-----	--

## GS200t

L4 2.0L 1998cc			7047	27047	47047	9240	29240	230099	2200099	N/A	
----------------	--	--	------	-------	-------	------	-------	--------	---------	-----	--

## GX 460

V8 4.6L 4608cc	1URFE		7173	27173	47173	9350	29350	4483 <sup>79</sup> 4511 <sup>78</sup>	224483 <sup>79</sup> 224511 <sup>78</sup>	4234483 <sup>79</sup> N/A <sup>78</sup>	3 3
----------------	-------	--	------	-------	-------	------	-------	--	--	--	--------

## IS 300

V6 3.5L 3500CC 214CID	2GRFSE		7173	27173	47173	9240	29240	230099	2200099	N/A	3
-----------------------	--------	--	------	-------	-------	------	-------	--------	---------	-----	---

## IS 350

V6 3.5L 3500CC 214CID	2GRFSE		7173	27173	47173	9240	29240	230099	2200099	N/A	3
-----------------------	--------	--	------	-------	-------	------	-------	--------	---------	-----	---

## IS200T

L4 2.0L 1998cc Turbo			7047	27047	47047	9240	29240	230099	2200099	N/A	
----------------------	--	--	------	-------	-------	------	-------	--------	---------	-----	--

## LS 460

V8 4.6L 4608cc	1URFSE		7173	27173	47173	9310	29310	N/A	N/A	N/A	5
----------------	--------	--	------	-------	-------	------	-------	-----	-----	-----	---

## LS 600H

V8 5.0L 4968cc Electric/Gas	2URFSE	L	7041	27041	47041	9310(2)	N/A	4511 <sup>78</sup>	224511 <sup>78</sup>	N/A <sup>78</sup>	5
-----------------------------	--------	---	------	-------	-------	---------	-----	--------------------	----------------------	-------------------	---

## LX 570

V8 5.7L 5663cc 345 CID	3URFE		7041	27041	47041	9030	N/A	4483 <sup>79</sup> 4511 <sup>78</sup>	224483 <sup>79</sup> 224511 <sup>78</sup>	4234483 <sup>79</sup> N/A <sup>78</sup>	3 3
------------------------	-------	--	------	-------	-------	------	-----	--	--	--	--------

## NX 200T

L4 2.0L 1998cc Turbo			7047	27047 <sup>70</sup>	47047	9430	29430	230099 <sup>78</sup> 4511 <sup>78</sup>	2200099 <sup>78</sup> 224511 <sup>78</sup>	N/A <sup>78</sup> N/A <sup>78</sup>	3 3
----------------------	--	--	------	---------------------	-------	------	-------	--	---	--	--------

## NX 300H

L4 2.5L 2494cc 152 CID Electric/Gas	2ARFXE		7047	27047	47047	9320	29320	230099 <sup>79</sup> 4511 <sup>78</sup>	2200099 <sup>79</sup> 224511 <sup>78</sup>	N/A <sup>79</sup> N/A <sup>78</sup>	3 3
-------------------------------------	--------	--	------	-------	-------	------	-------	--	---	--	--------

## RC 200T

L4 2.0L 1998cc Turbo			7047	27047	47047	9240	29240	230099	2200099	N/A	
----------------------	--	--	------	-------	-------	------	-------	--------	---------	-----	--

## RC 300

V6 3.5L 3456cc			7173	27173	47173	9240	29240	230099	2200099	N/A	
----------------	--	--	------	-------	-------	------	-------	--------	---------	-----	--

## RC 350

V6 3.5L			7173	27173	47173	9240	29240	230099	2200099	N/A	
---------	--	--	------	-------	-------	------	-------	--------	---------	-----	--

## RC F

V8 5.0L 4969cc 303 CID	2URGSE		7310	N/A	N/A			230099	2200099	N/A	
------------------------	--------	--	------	-----	-----	--	--	--------	---------	-----	--

N/A = Not Available N/R = Not Required N/S = Not Servicable For cabin air locator chart, see pages 5-12 See pages 13-16 for footnotes

1) ProSelect - Normal Driving - Traditional Change Intervals 2) NAPA Gold - Severe Driving - OE Recommended intervals 3) NAPA Platinum - Harsh Driving - OE Recommend Intervals

N/A = Non disponible N/R = Non nécessaire N/S = Non réparable Voir le tableau des filtres et d'habitacle aux pages 5-12 Voir pages 13-16 pour des notes

1) NAPA ProSelect et Argent - Conduite normale - Intervalles normaux de remplacement 2) NAPA Or - Conduite difficile - Intervalles recommandés par FEO 3) NAPA Platine - Conduite très difficile - Intervalles recommandés par FEO

N/A = No disponible N/R = No requerido N/S = No Servicable Para el aire de la cabina y tabla de localización de filtro, consulte las páginas 5-12 Ver las páginas 13-16 para las notas al pie de página

1) NAPA ProSelect y Plata - Manejo normal - Intervalles normales de cambio 2) NAPA Oro - Manejo difícil - Intervalles recomendados por el OEM 3) NAPA Platino - Manejo muy difícil - Intervalles recomendados por el OEM

*Italicized Part Numbers May Not Be Available.*Las piezas con números en *italicas* pueden no estar disponibles.Les numéros de pièce en *italiques* peuvent ne pas être disponibles.P  
a  
s  
s  
C  
a  
r  
L  
i  
g  
h  
t  
T  
r  
u  
c  
k  
O  
i  
l  
-  
A  
i  
r  
-  
C  
a  
b  
i  
n



## LEXUS 2016-2015

## Pass Car Light Truck - Oil - Air - Cabin

Year/Año/Année Model/Modelo/Modele Engine/Motor/Moteur	Eng. Code Código de motor Code moteur	VIN NIV NIV	GOLD Oil Aceite Huile	ProSelect Oil Aceite Huile	Platinum Oil Aceite Huile	GOLD Air Aire Air	ProSelect Air Aire Air	GOLD Cabin Air Cabina Aire Cabine Air	ProSelect Cabin Air Cabina Aire Cabine Air	Platinum Cabin Air Cabina Aire Cabine Air	Loc. Cabin Air Cabina Aire Cabine Air
--	---	-------------------	--------------------------------	-------------------------------------	------------------------------------	----------------------------	---------------------------------	--	---	--	--

## LEXUS (Cont'd/Suite)

## 2016 (Cont'd/Suite)

## RX 350

V6 3.5L	2GRFKS	K	7047	27047 <sup>79</sup>	47047	9430	29430	230320 <sup>79</sup> 230322 <sup>78</sup>	2230320 <sup>79</sup> N/A <sup>78</sup>	4230320 <sup>79</sup> N/A <sup>78</sup>	3 3
---------	--------	---	------	---------------------	-------	------	-------	--	--	--	--------

## RX 450H

V6 3.5L 3456cc Electric/Gas	2GRFXE	C	7047	27047	47047	200716	2200716	230320 <sup>79</sup> 230322 <sup>78</sup> 4511 <sup>78</sup>	2230320 <sup>79</sup> N/A <sup>78</sup> 224511 <sup>78</sup>	4230320 <sup>79</sup> N/A <sup>78</sup> N/A <sup>78</sup>	3 3 3
-----------------------------	--------	---	------	-------	-------	--------	---------	--	--	---	-------------

## 2015

## CT 200H

L4 1.8L 1798cc Electric/Gas	2ZRFXE		7064	27064 <sup>79</sup>	47064	9320	29320	4483 <sup>79</sup> 4511 <sup>78</sup>	224483 <sup>79</sup> 224511 <sup>78</sup>	4234483 <sup>79</sup> N/A <sup>78</sup>	3 3
-----------------------------	--------	--	------	---------------------	-------	------	-------	--	--	--	--------

## ES 300H

L4 2.5L 2494cc 152 CID Electric/Gas	2ARFXE	W	7047	27047 <sup>79</sup>	47047	9310	29310	4483 <sup>79</sup> 4511 <sup>78</sup>	224483 <sup>79</sup> 224511 <sup>78</sup>	4234483 <sup>79</sup> N/A <sup>78</sup>	
-------------------------------------	--------	---	------	---------------------	-------	------	-------	--	--	--	--

## ES 350

V6 3.5L 3456cc	2GRFE		7047	27047 <sup>79</sup>	47047	9430	29430	4483 <sup>79</sup> 4511 <sup>78</sup>	224483 <sup>79</sup> 224511 <sup>78</sup>	4234483 <sup>79</sup> N/A <sup>78</sup>	3 3
----------------	-------	--	------	---------------------	-------	------	-------	--	--	--	--------

## GS 350

V6 3.5L 3500CC 214CID	2GRFSE	E	7047 (Short) 7173 (Tall)	27047 (Short) 27173 (Tall)	47047 (Short) 47173 (Tall)	9240	29240	230099	2200099	N/A	3
-----------------------	--------	---	-----------------------------------	-------------------------------------	-------------------------------------	------	-------	--------	---------	-----	---

## GS 450H

V6 3.5L 3456cc Electric/Gas	2GRFXE	C	7173	27173	47173	9240	29240	230099	2200099	N/A	3
-----------------------------	--------	---	------	-------	-------	------	-------	--------	---------	-----	---

## GX 460

V8 4.6L 4608cc	1URFE		7173	27173	47173	9350	29350	4483 <sup>79</sup> 4511 <sup>78</sup>	224483 <sup>79</sup> 224511 <sup>78</sup>	4234483 <sup>79</sup> N/A <sup>78</sup>	3 3
----------------	-------	--	------	-------	-------	------	-------	--	--	--	--------

## IS 250

V6 2.5L 2499cc	4GRFSE	K	7173	27173	47173	9240	29240	230099	2200099	N/A	3
----------------	--------	---	------	-------	-------	------	-------	--------	---------	-----	---

## IS 250 C

V6 2.5L 2499cc	4GRFSE	F	7173	27173	47173	9240	29240	230099	2200099	N/A	3
----------------	--------	---	------	-------	-------	------	-------	--------	---------	-----	---

## IS 350

V6 3.5L 3500CC 214CID	2GRFSE	E	7173	27173	47173	9240	29240	230099	2200099	N/A	3
-----------------------	--------	---	------	-------	-------	------	-------	--------	---------	-----	---

## IS 350 C

V6 3.5L 3500CC 214CID	2GRFSE	E	7173	27173	47173	9240	29240	230099	2200099	N/A	3
-----------------------	--------	---	------	-------	-------	------	-------	--------	---------	-----	---

## LS 460

V8 4.6L 4608cc	1URFSE	L	7173	27173	47173	9310(2)	N/A	N/A	N/A	N/A	5
----------------	--------	---	------	-------	-------	---------	-----	-----	-----	-----	---

## LS 600H L

V8 5.0L 4968cc Electric/Gas	2URFSE	L	7173	27173	47173	9310(2)	N/A	N/A	N/A	N/A	5
-----------------------------	--------	---	------	-------	-------	---------	-----	-----	-----	-----	---

## LX 570

V8 5.7L 5663cc 345 CID	3URFE	Y	7041	27041	47041	9030	N/A	4483 <sup>79</sup> 4511 <sup>78</sup>	224483 <sup>79</sup> 224511 <sup>78</sup>	4234483 <sup>79</sup> N/A <sup>78</sup>	3 3
------------------------	-------	---	------	-------	-------	------	-----	--	--	--	--------

## NX 200T

L4 2.0L 1998cc Turbo			7047	27047 <sup>79</sup>	47047	9430	29430	4511 <sup>78</sup>	224511 <sup>78</sup>	N/A <sup>78</sup>	3
----------------------	--	--	------	---------------------	-------	------	-------	--------------------	----------------------	-------------------	---

## NX 300H

L4 2.5L 2494cc 152 CID Electric/Gas	2ARFXE		7047	27047	47047	9320	29320	4511 <sup>78</sup>	224511 <sup>78</sup>	N/A <sup>78</sup>	3
-------------------------------------	--------	--	------	-------	-------	------	-------	--------------------	----------------------	-------------------	---

## RC 350

V6 3.5L			7173	27173	47173	9240	29240	230099	2200099	N/A	
---------	--	--	------	-------	-------	------	-------	--------	---------	-----	--

## RC F

V8 5.0L 4969cc 303 CID	2URGSE		7310	N/A	N/A			230099	2200099	N/A	
------------------------	--------	--	------	-----	-----	--	--	--------	---------	-----	--

## RX 350

V6 3.5L 3456cc	2GRFE	K	7047	27047 <sup>79</sup>	47047	9430	29430	4483 <sup>79</sup>	224483 <sup>79</sup>	4234483 <sup>79</sup>	3
----------------	-------	---	------	---------------------	-------	------	-------	--------------------	----------------------	-----------------------	---

N/A = Not Available N/R = Not Required N/S = Not Servicable For cabin air locator chart, see pages 5-12 See pages 13-16 for footnotes

1) ProSelect - Normal Driving - Traditional Change Intervals 2) NAPA Gold - Severe Driving - OE Recommended intervals 3) NAPA Platinum - Harsh Driving - OE Recommend Intervals

1) N/A = Non disponible N/R = Non nécessaire N/S = Non réparable Voir le tableau des filtres et d'habitacle aux pages 5-12 Voir pages 13-16 pour des notes

1) NAPA ProSelect et Argent - Conduite normale - Intervalles normaux de remplacement 2) NAPA Or - Conduite difficile - Intervalles recommandés par FEO 3) NAPA Platine - Conduite très difficile - Intervalles recommandés par FEO

N/A = No disponible N/R = No requerido N/S = No Servicable Para el aire de la cabina y tabla de localización de filtro, consulte las páginas 5-12 Ver las páginas 13-16 para las notas al pie de página

1) NAPA ProSelect y Plata - Manejo normal - Intervalos normales de cambio 2) NAPA Oro - Manejo difícil - Intervalos recomendados por el OEM 3) NAPA Platino - Manejo muy difícil - Intervalos recomendados por el OEM

*Italicized Part Numbers May Not Be Available.*

Las piezas con números en *italicas* pueden no estar disponibles.  
Les numéros de pièce en *italiques* peuvent ne pas être disponibles.



Pass Car Light Truck - Oil - Air - Cabin

LEXUS 2015-2013

Year/Año/Année Model/Modelo/Modèle Engine/Motor/Moteur	Eng. Code Código de motor Code moteur	VIN NIV NIV	GOLD Oil Aceite Huile	ProSelect Oil Aceite Huile	Platinum Oil Aceite Huile	GOLD Air Aire Air	ProSelect Air Aire Air	GOLD Cabin Air Cabina Aire Cabine Air	ProSelect Cabin Air Cabina Aire Cabine Air	Platinum Cabin Air Cabina Aire Cabine Air	Loc. Cabin Air Cabina Aire Cabine Air
--	---	-------------------	--------------------------------	-------------------------------------	------------------------------------	----------------------------	---------------------------------	--	---	--	--

LEXUS (Cont'd/Suite)

**2015** (Cont'd/Suite)

**RX 450H**

V6 3.5L 3456cc Electric/Gas	2GRFXE	C	7047	27047 <sup>70</sup>	47047	200313	N/A	4483 <sup>79</sup> 4511 <sup>78</sup>	224483 <sup>79</sup> 224511 <sup>78</sup>	4234483 <sup>79</sup> N/A <sup>78</sup>	3 3
-----------------------------	--------	---	------	---------------------	-------	--------	-----	--	--	--	--------

**2014**

**CT 200H**

L4 1.8L 1798cc Electric/Gas	2ZRFXE		7064	27064 <sup>70</sup>	47064	9320	29320	4483 <sup>79</sup> 4511 <sup>78</sup>	224483 <sup>79</sup> 224511 <sup>78</sup>	4234483 <sup>79</sup> N/A <sup>78</sup>	3 3
-----------------------------	--------	--	------	---------------------	-------	------	-------	--	--	--	--------

**ES 300H**

L4 2.5L 2494cc 152 CID Electric/Gas	2ARFXE	W	7047	27047 <sup>70</sup>	47047	9310	29310	4483 <sup>79</sup> 4511 <sup>78</sup>	224483 <sup>79</sup> 224511 <sup>78</sup>	4234483 <sup>79</sup> N/A <sup>78</sup>	
-------------------------------------	--------	---	------	---------------------	-------	------	-------	--	--	--	--

**ES 350**

V6 3.5L 3456cc	2GRFE		7047	27047 <sup>70</sup>	47047	9430	29430	4483 <sup>79</sup> 4511 <sup>78</sup>	224483 <sup>79</sup> 224511 <sup>78</sup>	4234483 <sup>79</sup> N/A <sup>78</sup>	3 3
----------------	-------	--	------	---------------------	-------	------	-------	--	--	--	--------

**GS 350**

V6 3.5L 3500CC 214CID	2GRFSE	E	7047 (Short) 7173 (Tall)	27047 (Short) 27173 (Tall)	47047 (Short) 47173 (Tall)	9240	29240	230099	2200099	N/A	3
-----------------------	--------	---	-----------------------------------	-------------------------------------	-------------------------------------	------	-------	--------	---------	-----	---

**GS 450H**

V6 3.5L 3456cc Electric/Gas	2GRFSE	C	7173	27173	47173	9240	29240	230099	2200099	N/A	3
-----------------------------	--------	---	------	-------	-------	------	-------	--------	---------	-----	---

**GX 460**

V8 4.6L 4608cc	1URFE		7173	27173	47173	9350	29350	4483 <sup>79</sup> 4511 <sup>78</sup>	224483 <sup>79</sup> 224511 <sup>78</sup>	4234483 <sup>79</sup> N/A <sup>78</sup>	3 3
----------------	-------	--	------	-------	-------	------	-------	--	--	--	--------

**IS 250**

V6 2.5L 2499cc	4GRFSE	K	7173 <sup>315</sup>	27173 <sup>315</sup>	47173 <sup>315</sup>	9240	29240	230099	2200099	N/A	3
----------------	--------	---	---------------------	----------------------	----------------------	------	-------	--------	---------	-----	---

**IS 250 C**

V6 2.5L 2499cc	4GRFSE	F	7173	27173	47173	9240	29240	230099	2200099	N/A	3
----------------	--------	---	------	-------	-------	------	-------	--------	---------	-----	---

**IS 350**

V6 3.5L 3500CC 214CID	2GRFSE	E	7173	27173	47173	9240	29240	230099	2200099	N/A	3
-----------------------	--------	---	------	-------	-------	------	-------	--------	---------	-----	---

**IS 350 C**

V6 3.5L 3500CC 214CID	2GRFSE	E	7173	27173	47173	9240	29240	230099	2200099	N/A	3
-----------------------	--------	---	------	-------	-------	------	-------	--------	---------	-----	---

**IS F**

V8 5.0L 4969cc 303 CID	2URGSE	P	7310	N/A	N/A			4483 <sup>79</sup> 4511 <sup>78</sup>	224483 <sup>79</sup> 224511 <sup>78</sup>	4234483 <sup>79</sup> N/A <sup>78</sup>	3 3
------------------------	--------	---	------	-----	-----	--	--	--	--	--	--------

**LS 460**

V8 4.6L 4608cc	1URFSE	L	7173	27173	47173	9310(2)	N/A	N/A	N/A	N/A	5
----------------	--------	---	------	-------	-------	---------	-----	-----	-----	-----	---

**LS 600H L**

V8 5.0L 4968cc Electric/Gas	2URFSE	L	7173	27173	47173	9310(2)	N/A	N/A	N/A	N/A	5
-----------------------------	--------	---	------	-------	-------	---------	-----	-----	-----	-----	---

**LX 570**

V8 5.7L 5663cc 345 CID	3URFE	Y	7041	27041	47041	9030	N/A	4483 <sup>79</sup> 4511 <sup>78</sup>	224483 <sup>79</sup> 224511 <sup>78</sup>	4234483 <sup>79</sup> N/A <sup>78</sup>	3 3
------------------------	-------	---	------	-------	-------	------	-----	--	--	--	--------

**RX 350**

V6 3.5L 3456cc	2GRFE	K	7047	27047 <sup>70</sup>	47047	9430	29430	4483 <sup>79</sup>	224483 <sup>79</sup>	4234483 <sup>79</sup>	3
----------------	-------	---	------	---------------------	-------	------	-------	--------------------	----------------------	-----------------------	---

**RX 450H**

V6 3.5L 3456cc Electric/Gas	2GRFXE	C	7047	27047 <sup>70</sup>	47047	200313	N/A	4483 <sup>79</sup> 4511 <sup>78</sup>	224483 <sup>79</sup> 224511 <sup>78</sup>	4234483 <sup>79</sup> N/A <sup>78</sup>	3 3
-----------------------------	--------	---	------	---------------------	-------	--------	-----	--	--	--	--------

**2013**

**CT 200H**

L4 1.8L 1798cc Electric/Gas	2ZRFXE		7064	27064 <sup>70</sup>	47064	9320	29320	4483 <sup>79</sup> 4511 <sup>78</sup>	224483 <sup>79</sup> 224511 <sup>78</sup>	4234483 <sup>79</sup> N/A <sup>78</sup>	3 3
-----------------------------	--------	--	------	---------------------	-------	------	-------	--	--	--	--------

N/A = Not Available N/R = Not Required N/S = Not Servicable For cabin air locator chart, see pages 5-12 See pages 13-16 for footnotes

1) ProSelect - Normal Driving - Traditional Change Intervals 2) NAPA Gold - Severe Driving - OE Recommended intervals 3) NAPA Platinum - Harsh Driving - OE Recommend Intervals

N/A = Non disponible N/R = Non nécessaire N/S = Non réparable Voir le tableau des filtres et d'habitacle aux pages 5-12 Voir pages 13-16 pour des notes

1) NAPA ProSelect et Argent - Conduite normale - Intervalles normaux de remplacement 2) NAPA Or - Conduite difficile - Intervalles recommandés par FEO 3) NAPA Platine - Conduite très difficile - Intervalles recommandés par FEO

N/A = No disponible N/R = No requerido N/S = No Servicable Para el aire de la cabina y tabla de localización de filtro, consulte las páginas 5-12 Ver las páginas 13-16 para las notas al pie de página

1) NAPA ProSelect y Plata - Manejo normal - Intervalos normales de cambio 2) NAPA Oro - Manejo difícil - Intervalos recomendados por el OEM 3) NAPA Platino - Manejo muy difícil - Intervalos recomendados por el OEM

*Italicized Part Numbers May Not Be Available.*

Las piezas con números en *italicas* pueden no estar disponibles.

Les numéros de pièce en *italiques* peuvent ne pas être disponibles.

P  
a  
s  
s  
C  
a  
r  
L  
i  
g  
h  
t  
T  
r  
u  
c  
k  
O  
i  
l  
-  
A  
i  
r  
-  
C  
a  
b  
i  
n





LEXUS 2013-2012

Pass Car Light Truck - Oil - Air - Cabin

Year/Año/Année Model/Modelo/Modèle Engine/Motor/Moteur	Eng. Code Código de motor Code moteur	VIN NIV NIV	GOLD Oil Aceite Huile	ProSelect Oil Aceite Huile	Platinum Oil Aceite Huile	GOLD Air Aire Air	ProSelect Air Aire Air	GOLD Cabin Air Cabina Aire Cabine Air	ProSelect Cabin Air Cabina Aire Cabine Air	Platinum Cabin Air Cabina Aire Cabine Air	Loc. Cabin Air Cabina Aire Cabine Air
--	---	-------------------	--------------------------------	-------------------------------------	------------------------------------	----------------------------	---------------------------------	--	---	--	--

## LEXUS (Cont'd/Suite)

**2013** (Cont'd/Suite)

## ES 300H

L4 2.5L 2494cc 152 CID Electric/Gas	2ARFXE	W	7047	27047 <sup>70</sup>	47047	9310	29310	4483 <sup>79</sup> 4511 <sup>78</sup>	224483 <sup>79</sup> 224511 <sup>78</sup>	4234483 <sup>79</sup> N/A <sup>78</sup>	
-------------------------------------	--------	---	------	---------------------	-------	------	-------	--	--	--	--

## ES 350

V6 3.5L 3456cc	2GRFE		7047	27047 <sup>70</sup>	47047	9430	29430	4483 <sup>79</sup> 4511 <sup>78</sup>	224483 <sup>79</sup> 224511 <sup>78</sup>	4234483 <sup>79</sup> N/A <sup>78</sup>	3 3
----------------	-------	--	------	---------------------	-------	------	-------	--	--	--	--------

## GS 350

V6 3.5L 3500CC 214CID	2GRFSE	E	7173	27173	47173	9240	29240	230099	2200099	N/A	3
-----------------------	--------	---	------	-------	-------	------	-------	--------	---------	-----	---

## GS 450H

V6 3.5L 3456cc Electric/Gas	2GRFSE	C	7173	27173	47173	9240	29240	230099	2200099	N/A	3
-----------------------------	--------	---	------	-------	-------	------	-------	--------	---------	-----	---

## GX 460

V8 4.6L 4608cc	1URFE		7173	27173	47173	9350	29350	4483 <sup>79</sup> 4511 <sup>78</sup>	224483 <sup>79</sup> 224511 <sup>78</sup>	4234483 <sup>79</sup> N/A <sup>78</sup>	3 3
----------------	-------	--	------	-------	-------	------	-------	--	--	--	--------

## IS 250

V6 2.5L 2499cc	4GRFSE	K	7173	27173	47173	9146	29146	4483 <sup>79</sup> 4511 <sup>78</sup>	224483 <sup>79</sup> 224511 <sup>78</sup>	4234483 <sup>79</sup> N/A <sup>78</sup>	3 3
----------------	--------	---	------	-------	-------	------	-------	--	--	--	--------

## IS 250 C

V6 2.5L 2499cc	4GRFSE	F	7173	27173	47173	9146	29146	4483 <sup>79</sup> 4511 <sup>78</sup>	224483 <sup>79</sup> 224511 <sup>78</sup>	4234483 <sup>79</sup> N/A <sup>78</sup>	3 3
----------------	--------	---	------	-------	-------	------	-------	--	--	--	--------

## IS 350

V6 3.5L 3500CC 214CID	2GRFSE	E	7173	27173	47173	9146	29146	4483 <sup>79</sup> 4511 <sup>78</sup>	224483 <sup>79</sup> 224511 <sup>78</sup>	4234483 <sup>79</sup> N/A <sup>78</sup>	3 3
-----------------------	--------	---	------	-------	-------	------	-------	--	--	--	--------

## IS 350 C

V6 3.5L 3500CC 214CID	2GRFSE	E	7173	27173	47173	9146	29146	4483 <sup>79</sup> 4511 <sup>78</sup>	224483 <sup>79</sup> 224511 <sup>78</sup>	4234483 <sup>79</sup> N/A <sup>78</sup>	3 3
-----------------------	--------	---	------	-------	-------	------	-------	--	--	--	--------

## IS F

V8 5.0L 4969cc 303 CID	2URGSE		7310	N/A	N/A			4483 <sup>79</sup> 4511 <sup>78</sup>	224483 <sup>79</sup> 224511 <sup>78</sup>	4234483 <sup>79</sup> N/A <sup>78</sup>	3 3
------------------------	--------	--	------	-----	-----	--	--	--	--	--	--------

## LS 460

V8 4.6L 4608cc	1URFSE	L	7173	27173	47173	9310	29310	4511 <sup>78</sup>	224511 <sup>78</sup>	N/A <sup>78</sup>	5
----------------	--------	---	------	-------	-------	------	-------	--------------------	----------------------	-------------------	---

## LS 600H L

V8 5.0L 4968cc Electric/Gas	2URSFE	L	7173	27173	47173	9310	29310	4511 <sup>78</sup>	224511 <sup>78</sup>	N/A <sup>78</sup>	5
-----------------------------	--------	---	------	-------	-------	------	-------	--------------------	----------------------	-------------------	---

## LX 570

V8 5.7L 5663cc 345 CID	3URFE	Y	7041	27041	47041	9030	N/A	4483 <sup>79</sup> 4511 <sup>78</sup>	224483 <sup>79</sup> 224511 <sup>78</sup>	4234483 <sup>79</sup> N/A <sup>78</sup>	3 3
------------------------	-------	---	------	-------	-------	------	-----	--	--	--	--------

## RX 350

V6 3.5L 3456cc	2GRFE	K	7047	27047 <sup>70</sup>	47047	9430	29430	4483 <sup>79</sup> 4511 <sup>78</sup>	224483 <sup>79</sup> 224511 <sup>78</sup>	4234483 <sup>79</sup> N/A <sup>78</sup>	3
----------------	-------	---	------	---------------------	-------	------	-------	--	--	--	---

## RX 450H

V6 3.5L 3456cc Electric/Gas	2GRFXE	C	7047	27047 <sup>70</sup>	47047	200313	N/A	4483 <sup>79</sup> 4511 <sup>78</sup>	224483 <sup>79</sup> 224511 <sup>78</sup>	4234483 <sup>79</sup> N/A <sup>78</sup>	3 3
-----------------------------	--------	---	------	---------------------	-------	--------	-----	--	--	--	--------

**2012**

## CT 200H

L4 1.8L 1798cc Electric/Gas	2ZRFXE		7064	27064 <sup>70</sup>	47064	9320	29320	4483 <sup>79</sup> 4511 <sup>78</sup>	224483 <sup>79</sup> 224511 <sup>78</sup>	4234483 <sup>79</sup> N/A <sup>78</sup>	3 3
-----------------------------	--------	--	------	---------------------	-------	------	-------	--	--	--	--------

## ES 350

V6 3.5L 3456cc	2GRFE	J	7047	27047 <sup>70</sup>	47047	9172	29172	4483 <sup>79</sup> 4511 <sup>78</sup>	224483 <sup>79</sup> 224511 <sup>78</sup>	4234483 <sup>79</sup> N/A <sup>78</sup>	3 3
----------------	-------	---	------	---------------------	-------	------	-------	--	--	--	--------

## GX 460

V8 4.6L 4608cc	1URFE		7173	27173	47173	9350	29350	4483 <sup>79</sup> 4511 <sup>78</sup>	224483 <sup>79</sup> 224511 <sup>78</sup>	4234483 <sup>79</sup> N/A <sup>78</sup>	3 3
----------------	-------	--	------	-------	-------	------	-------	--	--	--	--------

## HS 250H

L4 2.4L 2362cc Electric/Gas	2AZFXE	B	7145	27145 <sup>70</sup>	47145	9310	29310	4483 <sup>79</sup> 4511 <sup>78</sup>	224483 <sup>79</sup> 224511 <sup>78</sup>	4234483 <sup>79</sup> N/A <sup>78</sup>	3 3
-----------------------------	--------	---	------	---------------------	-------	------	-------	--	--	--	--------

N/A = Not Available N/R = Not Required N/S = Not Servicable For cabin air locator chart, see pages 5-12 See pages 13-16 for footnotes

1) ProSelect - Normal Driving - Traditional Change Intervals 2) NAPA Gold - Severe Driving - OE Recommended intervals 3) NAPA Platinum - Harsh Driving - OE Recommend Intervals

1) N/A = Non disponible N/R = Non nécessaire N/S = Non réparable Voir le tableau des filtres et d'habitacle aux pages 5-12 Voir pages 13-16 pour des notes

1) NAPA ProSelect et Argent - Conduite normale - Intervalles normaux de remplacement 2) NAPA Or - Conduite difficile - Intervalles recommandés par FEO 3) NAPA Platine - Conduite très difficile - Intervalles recommandés par FEO

N/A = No disponible N/R = No requerido N/S = No Servicable Para el aire de la cabina y tabla de localización de filtro, consulte las páginas 5-12 Ver las páginas 13-16 para las notas al pie de página

1) NAPA ProSelect y Plata - Manejo normal - Intervalos normales de cambio 2) NAPA Oro - Manejo difícil - Intervalos recomendados por el OEM 3) NAPA Platino - Manejo muy difícil - Intervalos recomendados por el OEM

*Italicized Part Numbers May Not Be Available.*Las piezas con números en *italicas* pueden no estar disponibles.  
Les numéros de pièce en *italiques* peuvent ne pas être disponibles.



## Pass Car Light Truck - Oil - Air - Cabin

LEXUS 2012-2011

Year/Año/Année Model/Modelo/Modèle Engine/Motor/Moteur	Eng. Code Código de motor Code moteur	VIN NIV NIV	GOLD Oil Aceite Huile	ProSelect Oil Aceite Huile	Platinum Oil Aceite Huile	GOLD Air Aire Air	ProSelect Air Aire Air	GOLD Cabin Air Cabina Aire Cabine Air	ProSelect Cabin Air Cabina Aire Cabine Air	Platinum Cabin Air Cabina Aire Cabine Air	Loc. Cabin Air Cabina Aire Cabine Air
--	---	-------------------	--------------------------------	-------------------------------------	------------------------------------	----------------------------	---------------------------------	--	---	--	--

## LEXUS (Cont'd/Suite)

## 2012 (Cont'd/Suite)

## IS 250

V6 2.5L 2499cc	4GRFSE	K	7173	27173	47173	9146	29146	4483 <sup>79</sup> 4511 <sup>78</sup>	224483 <sup>79</sup> 224511 <sup>78</sup>	4234483 <sup>79</sup> N/A <sup>78</sup>	3 3
----------------	--------	---	------	-------	-------	------	-------	--	--	--	--------

## IS 250 C

V6 2.5L 2499cc	4GRFSE	F	7173	27173	47173	9146	29146	4483 4511	224483 224511	4234483 N/A	3 3
----------------	--------	---	------	-------	-------	------	-------	--------------	------------------	----------------	--------

## IS 350

V6 3.5L 3500CC 214CID	2GRFSE	E	7173	27173	47173	9146	29146	4483 <sup>79</sup> 4511 <sup>78</sup>	224483 <sup>79</sup> 224511 <sup>78</sup>	4234483 <sup>79</sup> N/A <sup>78</sup>	3 3
-----------------------	--------	---	------	-------	-------	------	-------	--	--	--	--------

## IS 350 C

V6 3.5L 3500CC 214CID	2GRFSE	E	7173	27173	47173	9146	29146	4483 4511	224483 224511	4234483 N/A	3 3
-----------------------	--------	---	------	-------	-------	------	-------	--------------	------------------	----------------	--------

## IS F

V8 5.0L 4969cc 303 CID	2URGSE	P	7310	N/A	N/A			4483 <sup>79</sup> 4511 <sup>78</sup>	224483 <sup>79</sup> 224511 <sup>78</sup>	4234483 <sup>79</sup> N/A <sup>78</sup>	3 3
------------------------	--------	---	------	-----	-----	--	--	--	--	--	--------

## LFA

V10 4.8L 4805cc	1LRGUE		N/A	N/A	N/A	N/A	N/A	4483 <sup>79</sup> 4511 <sup>78</sup>	224483 <sup>79</sup> 224511 <sup>78</sup>	4234483 <sup>79</sup> N/A <sup>78</sup>	3 3
-----------------	--------	--	-----	-----	-----	-----	-----	--	--	--	--------

## LS 460

V8 4.6L 4608cc	1URFSE	L	7173	27173	47173	9310	29310	4511	224511	N/A	5
----------------	--------	---	------	-------	-------	------	-------	------	--------	-----	---

## LS 600H L

V8 5.0L 4968cc Electric/Gas	2URSFSE	L	7173	27173	47173	9310	29310	4511	224511	N/A	5
-----------------------------	---------	---	------	-------	-------	------	-------	------	--------	-----	---

## LX 570

V8 5.7L 5663cc 345 CID	3URFE	Y	7041	27041	47041	9030	N/A	4483 4511	224483 224511	4234483 N/A	3 3
------------------------	-------	---	------	-------	-------	------	-----	--------------	------------------	----------------	--------

## RX 350

V6 3.5L 3456cc	2GRFE	K	7047	27047 <sup>70</sup>	47047	N/A 9430	N/A 29430	4483 <sup>79</sup> 4511 <sup>78</sup>	224483 <sup>79</sup> 224511 <sup>78</sup>	4234483 <sup>79</sup> N/A <sup>78</sup>	3 3
----------------	-------	---	------	---------------------	-------	-------------	--------------	--	--	--	--------

## RX 450H

V6 3.5L 3456cc Electric/Gas	2GRFXE		7047	27047 <sup>70</sup>	47047	200313	N/A	4483 <sup>79</sup> 4511 <sup>78</sup>	224483 <sup>79</sup> 224511 <sup>78</sup>	4234483 <sup>79</sup> N/A <sup>78</sup>	3 3
-----------------------------	--------	--	------	---------------------	-------	--------	-----	--	--	--	--------

## 2011

## CT 200H

L4 1.8L 1798cc Electric/Gas	2ZRFXE		7064	27064 <sup>70</sup>	47064	9320	29320	4483 <sup>79</sup> 4511 <sup>78</sup>	224483 <sup>79</sup> 224511 <sup>78</sup>	4234483 <sup>79</sup> N/A <sup>78</sup>	3 3
-----------------------------	--------	--	------	---------------------	-------	------	-------	--	--	--	--------

## ES 350

V6 3.5L 3456cc	2GRFE	J	7047	27047 <sup>70</sup>	47047	9172	29172	4483 <sup>79</sup> 4511 <sup>78</sup>	224483 <sup>79</sup> 224511 <sup>78</sup>	4234483 <sup>79</sup> N/A <sup>78</sup>	3 3
----------------	-------	---	------	---------------------	-------	------	-------	--	--	--	--------

## GS 350

V6 3.5L 3500CC 214CID	2GRFSE	E	7173	27173	47173	9146	29146	4483 <sup>79</sup> 4511 <sup>78</sup>	224483 <sup>79</sup> 224511 <sup>78</sup>	4234483 <sup>79</sup> N/A <sup>78</sup>	3 3
-----------------------	--------	---	------	-------	-------	------	-------	--	--	--	--------

## GS 450H

V6 3.5L 3456cc Electric/Gas	2GRFSE	E	7173	27173	47173	6493	26493	4483 <sup>79</sup> 4511 <sup>78</sup>	224483 <sup>79</sup> 224511 <sup>78</sup>	4234483 <sup>79</sup> N/A <sup>78</sup>	3 3
-----------------------------	--------	---	------	-------	-------	------	-------	--	--	--	--------

## GS 460

V8 4.6L 4608cc	1URFE	L	7173	27173	47173	9240	29240	4483 <sup>79</sup> 4511 <sup>78</sup>	224483 <sup>79</sup> 224511 <sup>78</sup>	4234483 <sup>79</sup> N/A <sup>78</sup>	3 3
----------------	-------	---	------	-------	-------	------	-------	--	--	--	--------

## GX 460

V8 4.6L 4608cc	1URFE		7173	27173	47173	9350	29350	4483 <sup>79</sup> 4511 <sup>78</sup>	224483 <sup>79</sup> 224511 <sup>78</sup>	4234483 <sup>79</sup> N/A <sup>78</sup>	3 3
----------------	-------	--	------	-------	-------	------	-------	--	--	--	--------

## HS 250H

L4 2.4L 2362cc Electric/Gas	2AZFXE	B	7145	27145 <sup>70</sup>	47145	9310	29310	4483 <sup>79</sup> 4511 <sup>78</sup>	224483 <sup>79</sup> 224511 <sup>78</sup>	4234483 <sup>79</sup> N/A <sup>78</sup>	3 3
-----------------------------	--------	---	------	---------------------	-------	------	-------	--	--	--	--------

N/A = Not Available N/R = Not Required N/S = Not Servicable For cabin air locator chart, see pages 5-12 See pages 13-16 for footnotes

1) ProSelect - Normal Driving - Traditional Change Intervals 2) NAPA Gold - Severe Driving - OE Recommended intervals 3) NAPA Platinum - Harsh Driving - OE Recommend Intervals

N/A = Non disponible N/R = Non nécessaire N/S = Non réparable Voir le tableau des filtres et d'habitacle aux pages 5-12 Voir pages 13-16 pour des notes

1) NAPA ProSelect et Argent - Conduite normale - Intervalles normaux de remplacement 2) NAPA Or - Conduite difficile - Intervalles recommandés par FEO 3) NAPA Platine - Conduite très difficile - Intervalles recommandés par FEO

N/A = No disponible N/R = No requerido N/S = No Servicable Para el aire de la cabina y tabla de localización de filtro, consulte las páginas 5-12 Ver las páginas 13-16 para las notas al pie de página

1) NAPA ProSelect y Plata - Manejo normal - Intervalles normales de cambio 2) NAPA Oro - Manejo difícil - Intervalles recomendados por el OEM 3) NAPA Platino - Manejo muy difícil - Intervalles recomendados por el OEM

*Italicized Part Numbers May Not Be Available.*Las piezas con números en *italicas* pueden no estar disponibles.Les numéros de pièce en *italiques* peuvent ne pas être disponibles.P  
a  
s  
s  
C  
a  
r  
L  
i  
g  
h  
t  
T  
r  
u  
c  
k  
O  
i  
l  
-  
A  
i  
r  
-  
C  
a  
b  
i  
n



## LEXUS 2011-2010

## Pass Car Light Truck - Oil - Air - Cabin

Year/Año/Année Model/Modelo/Modèle Engine/Motor/Moteur	Eng. Code Código de motor Code moteur	VIN NIV NIV	GOLD Oil Aceite Huile	ProSelect Oil Aceite Huile	Platinum Oil Aceite Huile	GOLD Air Aire Air	ProSelect Air Aire Air	GOLD Cabin Air Cabina Aire Cabine Air	ProSelect Cabin Air Cabina Aire Cabine Air	Platinum Cabin Air Cabina Aire Cabine Air	Loc. Cabin Air Cabina Aire Cabine Air
--	---	-------------------	--------------------------------	-------------------------------------	------------------------------------	----------------------------	---------------------------------	--	---	--	--

## LEXUS (Cont'd/Suite)

## 2011 (Cont'd/Suite)

## IS 250

V6 3.5L 2499cc	4GRFSE	K	7173	27173	47173	9146	29146	4483 <sup>79</sup> 4511 <sup>78</sup>	224483 <sup>79</sup> 224511 <sup>78</sup>	4234483 <sup>79</sup> N/A <sup>78</sup>	3 3
----------------	--------	---	------	-------	-------	------	-------	--	--	--	--------

## IS 250 C

V6 2.5L 2499cc	4GRFSE	F	7173	27173	47173	9146	29146	4483 <sup>79</sup> 4511 <sup>78</sup>	224483 <sup>79</sup> 224511 <sup>78</sup>	4234483 <sup>79</sup> N/A <sup>78</sup>	3 3
----------------	--------	---	------	-------	-------	------	-------	--	--	--	--------

## IS 350

V6 3.5L 3500CC 214CID	2GRFSE	E	7173	27173	47173	9146	29146	4483 <sup>79</sup> 4511 <sup>78</sup>	224483 <sup>79</sup> 224511 <sup>78</sup>	4234483 <sup>79</sup> N/A <sup>78</sup>	3 3
-----------------------	--------	---	------	-------	-------	------	-------	--	--	--	--------

## IS 350 C

V6 3.5L 3500CC 214CID	2GRFSE	E	7173	27173	47173	9146	29146	4483 4511	224483 224511	4234483 N/A	3 3
-----------------------	--------	---	------	-------	-------	------	-------	--------------	------------------	----------------	--------

## IS F

V8 5.0L 4969cc 303 CID	2URGSE	P	7310	N/A	N/A			4483 <sup>79</sup> 4511 <sup>78</sup>	224483 <sup>79</sup> 224511 <sup>78</sup>	4234483 <sup>79</sup> N/A <sup>78</sup>	3 3
------------------------	--------	---	------	-----	-----	--	--	--	--	--	--------

## LS 460

V8 4.6L 4608cc	1URFSE	L	7173	27173	47173	9310	29310	4511	224511	N/A	5
----------------	--------	---	------	-------	-------	------	-------	------	--------	-----	---

## LS 600H L

V8 5.0L 4968cc Electric/Gas	2URSFSE	L	7173	27173	47173	9310	29310	4511 <sup>78</sup>	224511 <sup>78</sup>	N/A <sup>78</sup>	5
-----------------------------	---------	---	------	-------	-------	------	-------	--------------------	----------------------	-------------------	---

## LX 570

V8 5.7L 5663cc 345 CID	3URFE	Y	7041	27041	47041	9030	N/A	4483 <sup>79</sup> 4511 <sup>78</sup>	224483 <sup>79</sup> 224511 <sup>78</sup>	4234483 <sup>79</sup> N/A <sup>78</sup>	3 3
------------------------	-------	---	------	-------	-------	------	-----	--	--	--	--------

## RX 350

V6 3.5L 3456cc	2GRFE	K	7047	27047 <sup>79</sup>	47047	9430	29430	4483 <sup>79</sup>	224483 <sup>79</sup>	4234483 <sup>79</sup>	3
----------------	-------	---	------	---------------------	-------	------	-------	--------------------	----------------------	-----------------------	---

## RX 450H

V6 3.5L 3456cc Electric/Gas	2GRFXE		7047	27047 <sup>79</sup>	47047	200313	N/A	4483 <sup>79</sup> 4511 <sup>78</sup>	224483 <sup>79</sup> 224511 <sup>78</sup>	4234483 <sup>79</sup> N/A <sup>78</sup>	3 3
-----------------------------	--------	--	------	---------------------	-------	--------	-----	--	--	--	--------

## 2010

## ES 350

V6 3.5L 3456cc	2GRFE	J	7047	27047 <sup>79</sup>	47047	9172	29172	4483 <sup>79</sup> 4511 <sup>78</sup>	224483 <sup>79</sup> 224511 <sup>78</sup>	4234483 <sup>79</sup> N/A <sup>78</sup>	3 3
----------------	-------	---	------	---------------------	-------	------	-------	--	--	--	--------

## GS 350

V6 3.5L 3500CC 214CID	2GRFSE	E	7173	27173	47173	9146	29146	4483 <sup>79</sup> 4511 <sup>78</sup>	224483 <sup>79</sup> 224511 <sup>78</sup>	4234483 <sup>79</sup> N/A <sup>78</sup>	3 3
-----------------------	--------	---	------	-------	-------	------	-------	--	--	--	--------

## GS 450H

V6 3.5L 3456cc Electric/Gas	2GRFSE	E	7173	27173	47173	6493	26493	4483 <sup>79</sup> 4511 <sup>78</sup>	224483 <sup>79</sup> 224511 <sup>78</sup>	4234483 <sup>79</sup> N/A <sup>78</sup>	3 3
-----------------------------	--------	---	------	-------	-------	------	-------	--	--	--	--------

## GS 460

V8 4.6L 4608cc	1URFE	L	7173	27173	47173	9240	29240	4483 <sup>79</sup> 4511 <sup>78</sup>	224483 <sup>79</sup> 224511 <sup>78</sup>	4234483 <sup>79</sup> N/A <sup>78</sup>	3 3
----------------	-------	---	------	-------	-------	------	-------	--	--	--	--------

## GX 460

V8 4.6L 4608cc	1URFE		7173	27173	47173	9350	29350	4483 <sup>79</sup> 4511 <sup>78</sup>	224483 <sup>79</sup> 224511 <sup>78</sup>	4234483 <sup>79</sup> N/A <sup>78</sup>	3 3
----------------	-------	--	------	-------	-------	------	-------	--	--	--	--------

## HS 250H

L4 2.4L 2362cc Electric/Gas	2AZFXE	B	7145	27145 <sup>79</sup>	47145	9310	29310	4483 <sup>79</sup> 4511 <sup>78</sup>	224483 <sup>79</sup> 224511 <sup>78</sup>	4234483 <sup>79</sup> N/A <sup>78</sup>	3 3
-----------------------------	--------	---	------	---------------------	-------	------	-------	--	--	--	--------

## IS 250

V6 2.5L 2499cc	4GRFSE	K	7173	27173	47173	9146	29146	4483 <sup>79</sup> 4511 <sup>78</sup>	224483 <sup>79</sup> 224511 <sup>78</sup>	4234483 <sup>79</sup> N/A <sup>78</sup>	3 3
----------------	--------	---	------	-------	-------	------	-------	--	--	--	--------

## IS 250 C

V6 2.5L 2499cc	4GRFSE	F	7173	27173	47173	9146	29146	4483 4511	224483 224511	4234483 N/A	3 3
----------------	--------	---	------	-------	-------	------	-------	--------------	------------------	----------------	--------

N/A = Not Available N/R = Not Required N/S = Not Servicable For cabin air locator chart, see pages 5-12 See pages 13-16 for footnotes

1) ProSelect - Normal Driving - Traditional Change Intervals 2) NAPA Gold - Severe Driving - OE Recommended intervals 3) NAPA Platinum - Harsh Driving - OE Recommend Intervals

N/A = Non disponible N/R = Non nécessaire N/S = Non réparable Voir le tableau des filtres et d'habitacle aux pages 5-12 Voir pages 13-16 pour des notes

1) NAPA ProSelect et Argent - Conduite normale - Intervalles normaux de remplacement 2) NAPA Or - Conduite difficile - Intervalles recommandés par FEO 3) NAPA Platine - Conduite très difficile - Intervalles recommandés par FEO

N/A = No disponible N/R = No requerido N/S = No Servicable Para el aire de la cabina y tabla de localización de filtro, consulte las páginas 5-12 Ver las páginas 13-16 para las notas al pie de página

1) NAPA ProSelect y Plata - Manejo normal - Intervalos normales de cambio 2) NAPA Oro - Manejo difícil - Intervalos recomendados por el OEM 3) NAPA Platino - Manejo muy difícil - Intervalos recomendados por el OEM

*Italicized Part Numbers May Not Be Available.*

Las piezas con números en *italicas* pueden no estar disponibles.  
Les numéros de pièce en *italiques* peuvent ne pas être disponibles.



Pass Car Light Truck - Oil - Air - Cabin

LEXUS 2010-2009

Year/Año/Année Model/Modelo/Modèle Engine/Motor/Moteur	Eng. Code Código de motor Code moteur	VIN NIV NIV	GOLD Oil Aceite Huile	ProSelect Oil Aceite Huile	Platinum Oil Aceite Huile	GOLD Air Aire Air	ProSelect Air Aire Air	GOLD Cabin Air Cabina Aire Cabine Air	ProSelect Cabin Air Cabina Aire Cabine Air	Platinum Cabin Air Cabina Aire Cabine Air	Loc. Cabin Air Cabina Aire Cabine Air
--	---	-------------------	--------------------------------	-------------------------------------	------------------------------------	----------------------------	---------------------------------	--	---	--	--

LEXUS (Cont'd/Suite)

**2010** (Cont'd/Suite)

**IS 350**

V6 3.5L 3500CC 214CID	2GRFSE	E	7173	27173	47173	9146	29146	4483 <sup>79</sup> 4511 <sup>78</sup>	224483 <sup>79</sup> 224511 <sup>78</sup>	4234483 <sup>79</sup> N/A <sup>78</sup>	3 3
-----------------------	--------	---	------	-------	-------	------	-------	--	--	--	--------

**IS 350 C**

V6 3.5L 3500CC 214CID	2GRFSE	E	7173	27173	47173	9146	29146	4483 4511	224483 224511	4234483 N/A	3 3
-----------------------	--------	---	------	-------	-------	------	-------	--------------	------------------	----------------	--------

**IS F**

V8 5.0L 4969cc 303 CID	2URGSE	P	7310	N/A	N/A			4483 <sup>79</sup> 4511 <sup>78</sup>	224483 <sup>79</sup> 224511 <sup>78</sup>	4234483 <sup>79</sup> N/A <sup>78</sup>	3 3
------------------------	--------	---	------	-----	-----	--	--	--	--	--	--------

**LS 460**

V8 4.6L 4608cc	1URFSE	L	7173	27173	47173	9310	29310	4511	224511	N/A	5
----------------	--------	---	------	-------	-------	------	-------	------	--------	-----	---

**LS 600H L**

V8 5.0L 4968cc Electric/Gas	2URSE	L	7173	27173	47173	9310	29310	4511	224511	N/A	5
-----------------------------	-------	---	------	-------	-------	------	-------	------	--------	-----	---

**LX 570**

V8 5.7L 5663cc 345 CID	3URFE	Y	7041	27041	47041	9030	N/A	4483 <sup>79</sup> 4511 <sup>78</sup>	224483 <sup>79</sup> 224511 <sup>78</sup>	4234483 <sup>79</sup> N/A <sup>78</sup>	3 3
------------------------	-------	---	------	-------	-------	------	-----	--	--	--	--------

**RX 350**

V6 3.5L 3456cc	2GRFE	K	7047	27047 <sup>70</sup>	47047	9430	29430	4483 <sup>79</sup>	224483 <sup>79</sup>	4234483 <sup>79</sup>	3
----------------	-------	---	------	---------------------	-------	------	-------	--------------------	----------------------	-----------------------	---

**RX 450H**

V6 3.5L 3456cc Electric/Gas	2GRFXE		7047	27047 <sup>70</sup>	47047	200313	N/A	4483 <sup>79</sup> 4511 <sup>78</sup>	224483 <sup>79</sup> 224511 <sup>78</sup>	4234483 <sup>79</sup> N/A <sup>78</sup>	3 3
-----------------------------	--------	--	------	---------------------	-------	--------	-----	--	--	--	--------

**SC 430**

V8 4.3L 4293cc	3UZFE	N	1348 <sup>53</sup>	21348 <sup>70</sup>	41348	6493	26493	4893	224893	N/A	5
----------------	-------	---	--------------------	---------------------	-------	------	-------	------	--------	-----	---

**2009**

**ES 350**

V6 3.5L 3456cc	2GRFE	J	7047	27047 <sup>70</sup>	47047	9172	29172	4483 <sup>79</sup> 4511 <sup>78</sup>	224483 <sup>79</sup> 224511 <sup>78</sup>	4234483 <sup>79</sup> N/A <sup>78</sup>	3 3
----------------	-------	---	------	---------------------	-------	------	-------	--	--	--	--------

**GS 350**

V6 3.5L 3500CC 214CID	2GRFSE	E	7173	27173	47173	9146	29146	4483 <sup>79</sup> 4511 <sup>78</sup>	224483 <sup>79</sup> 224511 <sup>78</sup>	4234483 <sup>79</sup> N/A <sup>78</sup>	3 3
-----------------------	--------	---	------	-------	-------	------	-------	--	--	--	--------

**GS 450H**

V6 3.5L 3456cc Electric/Gas	2GRFSE	E	7173	27173	47173	6493	26493	4483 <sup>79</sup> 4511 <sup>78</sup>	224483 <sup>79</sup> 224511 <sup>78</sup>	4234483 <sup>79</sup> N/A <sup>78</sup>	3 3
-----------------------------	--------	---	------	-------	-------	------	-------	--	--	--	--------

**GS 460**

V8 4.6L 4608cc	1URFE	L	7173	27173	47173	9240	29240	4483 <sup>79</sup> 4511 <sup>78</sup>	224483 <sup>79</sup> 224511 <sup>78</sup>	4234483 <sup>79</sup> N/A <sup>78</sup>	3 3
----------------	-------	---	------	-------	-------	------	-------	--	--	--	--------

**GX 470**

V8 4.7L 4663cc	2UZFE	T	1348 <sup>53</sup>	21348 <sup>70</sup>	41348	2476	22476	4905	224905	N/A	3
----------------	-------	---	--------------------	---------------------	-------	------	-------	------	--------	-----	---

**IS 250**

V6 2.5L 2499cc	4GRFSE	K	7173	27173	47173	9146	29146	4483 <sup>79</sup> 4511 <sup>78</sup>	224483 <sup>79</sup> 224511 <sup>78</sup>	4234483 <sup>79</sup> N/A <sup>78</sup>	3 3
----------------	--------	---	------	-------	-------	------	-------	--	--	--	--------

**IS 350**

V6 3.5L 3500CC 214CID	2GRFSE	E	7173	27173	47173	9146	29146	4483 <sup>79</sup> 4511 <sup>78</sup>	224483 <sup>79</sup> 224511 <sup>78</sup>	4234483 <sup>79</sup> N/A <sup>78</sup>	3 3
-----------------------	--------	---	------	-------	-------	------	-------	--	--	--	--------

**IS F**

V8 5.0L 4969cc 303 CID	2URGSE	P	7310	N/A	N/A			4483 <sup>79</sup> 4511 <sup>78</sup>	224483 <sup>79</sup> 224511 <sup>78</sup>	4234483 <sup>79</sup> N/A <sup>78</sup>	3 3
------------------------	--------	---	------	-----	-----	--	--	--	--	--	--------

**LS 460**

V8 4.6L 4608cc	1URFSE	L	7173	27173	47173	9310	29310	4511	224511	N/A	5
----------------	--------	---	------	-------	-------	------	-------	------	--------	-----	---

**LS 600H L**

V8 5.0L 4968cc Electric/Gas	2URSE	L	7173	27173	47173	9310	29310	4511 <sup>78</sup>	224511 <sup>78</sup>	N/A <sup>78</sup>	5
-----------------------------	-------	---	------	-------	-------	------	-------	--------------------	----------------------	-------------------	---

N/A = Not Available N/R = Not Required N/S = Not Servicable For cabin air locator chart, see pages 5-12 See pages 13-16 for footnotes

1) ProSelect - Normal Driving - Traditional Change Intervals 2) NAPA Gold - Severe Driving - OE Recommended intervals 3) NAPA Platinum - Harsh Driving - OE Recommend Intervals

N/A = Non disponible N/R = Non nécessaire N/S = Non réparable Voir le tableau des filtres et d'habitacle aux pages 5-12 Voir pages 13-16 pour des notes

1) NAPA ProSelect et Argent - Conduite normale - Intervalles normaux de remplacement 2) NAPA Or - Conduite difficile - Intervalles recommandés par FEO 3) NAPA Platine - Conduite très difficile - Intervalles recommandés par FEO

N/A = No disponible N/R = No requerido N/S = No Servicable Para el aire de la cabina y tabla de localización de filtro, consulte las páginas 5-12 Ver las páginas 13-16 para las notas al pie de página

1) NAPA ProSelect y Plata - Manejo normal - Intervalos normales de cambio 2) NAPA Oro - Manejo difícil - Intervalos recomendados por el OEM 3) NAPA Platino - Manejo muy difícil - Intervalos recomendados por el OEM

*Italicized Part Numbers May Not Be Available.*

Las piezas con números en *italicas* pueden no estar disponibles.

Les numéros de pièce en *italiques* peuvent ne pas être disponibles.

P  
a  
s  
s  
C  
a  
r  
L  
i  
g  
h  
t  
T  
r  
u  
c  
k  
O  
i  
l  
-  
A  
i  
r  
-  
C  
a  
b  
i  
n



## LEXUS 2009-2007

## Pass Car Light Truck - Oil - Air - Cabin

Year/Año/Année Model/Modelo/Modele Engine/Motor/Moteur	Eng. Code Código de motor Code moteur	VIN NIV NIV	GOLD Oil Aceite Huile	ProSelect Oil Aceite Huile	Platinum Oil Aceite Huile	GOLD Air Aire Air	ProSelect Air Aire Air	GOLD Cabin Air Cabina Aire Cabine Air	ProSelect Cabin Air Cabina Aire Cabine Air	Platinum Cabin Air Cabina Aire Cabine Air	Loc. Cabin Air Cabina Aire Cabine Air
--	---	-------------------	--------------------------------	-------------------------------------	------------------------------------	----------------------------	---------------------------------	--	---	--	--

## LEXUS (Cont'd/Suite)

## 2009 (Cont'd/Suite)

## LX 570

V8 5.7L 5663cc 345 CID	3URFE	Y	7041	27041	47041	9030	N/A	4483 <sup>79</sup> 4511 <sup>78</sup>	224483 <sup>79</sup> 224511 <sup>78</sup>	4234483 <sup>79</sup> N/A <sup>78</sup>	3 3
------------------------	-------	---	------	-------	-------	------	-----	--	--	--	--------

## RX 350

V6 3.5L 3456cc	2GRFE	K	7047	27047 <sup>70</sup>	47047	6673	26673	4883	224883	4234883	3
----------------	-------	---	------	---------------------	-------	------	-------	------	--------	---------	---

## RX 400H

V6 3.3L 3300cc Electric/Gas	3MZFE	W	1348 <sup>53</sup>	21348 <sup>70</sup>	41348	9185	29185	4883	224883	4234883	3
-----------------------------	-------	---	--------------------	---------------------	-------	------	-------	------	--------	---------	---

## SC 430

V8 4.3L 4293cc	3UZFE	N	1348 <sup>53</sup>	21348 <sup>70</sup>	41348	6493	26493	4893	224893	N/A	5
----------------	-------	---	--------------------	---------------------	-------	------	-------	------	--------	-----	---

## 2008

## ES 350

V6 3.5L 3456cc	2GRFE	J	7047	27047 <sup>70</sup>	47047	9172	29172	4483 <sup>79</sup> 4511 <sup>78</sup>	224483 <sup>79</sup> 224511 <sup>78</sup>	4234483 <sup>79</sup> N/A <sup>78</sup>	3 3
----------------	-------	---	------	---------------------	-------	------	-------	--	--	--	--------

## GS 350

V6 3.5L 3500CC 214CID	2GRFSE	E	7173	27173	47173	9146	29146	4483 <sup>79</sup> 4511 <sup>78</sup>	224483 <sup>79</sup> 224511 <sup>78</sup>	4234483 <sup>79</sup> N/A <sup>78</sup>	3 3
-----------------------	--------	---	------	-------	-------	------	-------	--	--	--	--------

## GS 450H

V6 3.5L 3456cc Electric/Gas	2GRFSE	E	7173	27173	47173	6493	26493	4483 <sup>79</sup> 4511 <sup>78</sup>	224483 <sup>79</sup> 224511 <sup>78</sup>	4234483 <sup>79</sup> N/A <sup>78</sup>	3 3
-----------------------------	--------	---	------	-------	-------	------	-------	--	--	--	--------

## GS 460

V8 4.6L 4608cc	1URFE	L	7173	27173	47173	9240	29240	4483 <sup>79</sup> 4511 <sup>78</sup>	224483 <sup>79</sup> 224511 <sup>78</sup>	4234483 <sup>79</sup> N/A <sup>78</sup>	3 3
----------------	-------	---	------	-------	-------	------	-------	--	--	--	--------

## GX 470

V8 4.7L 4663cc	2UZFE	T	1348 <sup>53</sup>	21348 <sup>70</sup>	41348	2476	22476	4905	224905	N/A	3
----------------	-------	---	--------------------	---------------------	-------	------	-------	------	--------	-----	---

## IS 250

V6 2.5L 2499cc	4GRFSE	K	7173	27173	47173	9146	29146	4483 <sup>79</sup> 4511 <sup>78</sup>	224483 <sup>79</sup> 224511 <sup>78</sup>	4234483 <sup>79</sup> N/A <sup>78</sup>	3 3
----------------	--------	---	------	-------	-------	------	-------	--	--	--	--------

## IS 350

V6 3.5L 3500CC 214CID	2GRFSE	E	7173	27173	47173	9146	29146	4483 <sup>79</sup> 4511 <sup>78</sup>	224483 <sup>79</sup> 224511 <sup>78</sup>	4234483 <sup>79</sup> N/A <sup>78</sup>	3 3
-----------------------	--------	---	------	-------	-------	------	-------	--	--	--	--------

## IS F

V8 5.0L 4969cc 303 CID	2URGSE	P	7310	N/A	N/A			4483 <sup>79</sup> 4511 <sup>78</sup>	224483 <sup>79</sup> 224511 <sup>78</sup>	4234483 <sup>79</sup> N/A <sup>78</sup>	3 3
------------------------	--------	---	------	-----	-----	--	--	--	--	--	--------

## LS 460

V8 4.6L 4608cc	1URFSE	L	7173	27173	47173	9310	29310	4511	224511	N/A	5
----------------	--------	---	------	-------	-------	------	-------	------	--------	-----	---

## LS 600H L

V8 5.0L 4968cc Electric/Gas	2URSFE	L	7173	27173	47173	9310	29310	4511	224511	N/A	5
-----------------------------	--------	---	------	-------	-------	------	-------	------	--------	-----	---

## LX 570

V8 5.7L 5663cc 345 CID	3URFE	Y	7041	27041	47041	9030	N/A	4483 <sup>79</sup> 4511 <sup>78</sup>	224483 <sup>79</sup> 224511 <sup>78</sup>	4234483 <sup>79</sup> N/A <sup>78</sup>	3 3
------------------------	-------	---	------	-------	-------	------	-----	--	--	--	--------

## RX 350

V6 3.5L 3456cc	2GRFE	K	7047	27047 <sup>70</sup>	47047	6673	26673	4883	224883	4234883	3
----------------	-------	---	------	---------------------	-------	------	-------	------	--------	---------	---

## RX 400H

V6 3.3L 3300cc Electric/Gas	3MZFE	W	1348 <sup>53</sup>	21348 <sup>70</sup>	41348	9185	29185	4883	224883	4234883	3
-----------------------------	-------	---	--------------------	---------------------	-------	------	-------	------	--------	---------	---

## SC 430

V8 4.3L 4293cc	3UZFE	N	1348 <sup>53</sup>	21348 <sup>70</sup>	41348	6493	26493	4893	224893	N/A	5
----------------	-------	---	--------------------	---------------------	-------	------	-------	------	--------	-----	---

## 2007

## ES 350

V6 3.5L 3456cc	2GRFE	J	7047	27047 <sup>70</sup>	47047	9172	29172	4483 <sup>79</sup> 4511 <sup>78</sup>	224483 <sup>79</sup> 224511 <sup>78</sup>	4234483 <sup>79</sup> N/A <sup>78</sup>	3 3
----------------	-------	---	------	---------------------	-------	------	-------	--	--	--	--------

N/A = Not Available N/R = Not Required N/S = Not Servicable For cabin air locator chart, see pages 5-12 See pages 13-16 for footnotes

1) ProSelect - Normal Driving - Traditional Change Intervals 2) NAPA Gold - Severe Driving - OE Recommended intervals 3) NAPA Platinum - Harsh Driving - OE Recommend Intervals

N/A = Non disponible N/R = Non nécessaire N/S = Non réparable Voir le tableau des filtres et d'habitacle aux pages 5-12 Voir pages 13-16 pour des notes

1) NAPA ProSelect et Argent - Conduite normale - Intervalles normaux de remplacement 2) NAPA Or - Conduite difficile - Intervalles recommandés par FEO 3) NAPA Platine - Conduite très difficile - Intervalles recommandés par FEO

N/A = No disponible N/R = No requerido N/S = No Servicable Para el aire de la cabina y tabla de localización de filtro, consulte las páginas 5-12 Ver las páginas 13-16 para las notas al pie de página

1) NAPA ProSelect y Plata - Manejo normal - Intervalos normales de cambio 2) NAPA Oro - Manejo difícil - Intervalos recomendados por el OEM 3) NAPA Platino - Manejo muy difícil - Intervalos recomendados por el OEM

*Italicized Part Numbers May Not Be Available.*

Las piezas con números en *italicas* pueden no estar disponibles.  
Les numéros de pièce en *italiques* peuvent ne pas être disponibles.



## Pass Car Light Truck - Oil - Air - Cabin

LEXUS 2007-2006

Year/Año/Année Model/Modelo/Modèle Engine/Motor/Moteur	Eng. Code Código de motor Code moteur	VIN NIV NIV	GOLD Oil Aceite Huile	ProSelect Oil Aceite Huile	Platinum Oil Aceite Huile	GOLD Air Aire Air	ProSelect Air Aire Air	GOLD Cabin Air Cabina Aire Cabine Air	ProSelect Cabin Air Cabina Aire Cabine Air	Platinum Cabin Air Cabina Aire Cabine Air	Loc. Cabin Air Cabina Aire Cabine Air
--	---	-------------------	--------------------------------	-------------------------------------	------------------------------------	----------------------------	---------------------------------	--	---	--	--

## LEXUS (Cont'd/Suite)

## 2007 (Cont'd/Suite)

## GS 350

V6 3.5L 3500CC 214CID	2GRFSE	E	7173	27173	47173	9146	29146	4483 <sup>79</sup> 4511 <sup>78</sup>	224483 <sup>79</sup> 224511 <sup>78</sup>	4234483 <sup>79</sup> N/A <sup>78</sup>	3 3
-----------------------	--------	---	------	-------	-------	------	-------	--	--	--	--------

## GS 430

V8 4.3L 4293cc	3UZFE	N	1348 <sup>53</sup>	21348 <sup>70</sup>	41348	9146	29146	4483 <sup>79</sup> 4511 <sup>78</sup>	224483 <sup>79</sup> 224511 <sup>78</sup>	4234483 <sup>79</sup> N/A <sup>78</sup>	3 3
----------------	-------	---	--------------------	---------------------	-------	------	-------	--	--	--	--------

## GS 450H

V6 3.5L 3456cc Electric/Gas	2GRFSE	E	7173	27173	47173	6493	26493	4483 <sup>79</sup> 4511 <sup>78</sup>	224483 <sup>79</sup> 224511 <sup>78</sup>	4234483 <sup>79</sup> N/A <sup>78</sup>	3 3
-----------------------------	--------	---	------	-------	-------	------	-------	--	--	--	--------

## GX 470

V8 4.7L 4663cc	2UZFE	T	1348 <sup>53</sup>	21348 <sup>70</sup>	41348	2476	22476	4905	224905	N/A	3
----------------	-------	---	--------------------	---------------------	-------	------	-------	------	--------	-----	---

## IS 250

V6 2.5L 2499cc	4GRFSE	K	7173	27173	47173	9146	29146	4483 <sup>79</sup> 4511 <sup>78</sup>	224483 <sup>79</sup> 224511 <sup>78</sup>	4234483 <sup>79</sup> N/A <sup>78</sup>	3 3
----------------	--------	---	------	-------	-------	------	-------	--	--	--	--------

## IS 350

V6 3.5L 3500CC 214CID	2GRFSE	E	7173	27173	47173	9146	29146	4483 <sup>79</sup> 4511 <sup>78</sup>	224483 <sup>79</sup> 224511 <sup>78</sup>	4234483 <sup>79</sup> N/A <sup>78</sup>	3 3
-----------------------	--------	---	------	-------	-------	------	-------	--	--	--	--------

## LS 460

V8 4.6L 4608cc	1URFSE	L	7173	27173	47173	9310	29310	4511	224511	N/A	5
----------------	--------	---	------	-------	-------	------	-------	------	--------	-----	---

## LX 470

V8 4.7L 4663cc	2UZFE	T	1348 <sup>53</sup>	21348 <sup>70</sup>	41348	2476	22476	4908	N/A	N/A	3
----------------	-------	---	--------------------	---------------------	-------	------	-------	------	-----	-----	---

## RX 350

V6 3.5L 3456cc	2GRFE	K	7047	27047 <sup>70</sup>	47047	6673	26673	4883	224883	4234883	3
----------------	-------	---	------	---------------------	-------	------	-------	------	--------	---------	---

## RX 400H

V6 3.3L 3300cc Electric/Gas	3MZFE	W	1348 <sup>53</sup>	21348 <sup>70</sup>	41348	9185	29185	4883	224883	4234883	3
-----------------------------	-------	---	--------------------	---------------------	-------	------	-------	------	--------	---------	---

## SC 430

V8 4.3L 4293cc	3UZFE	N	1348 <sup>53</sup>	21348 <sup>70</sup>	41348	6493	26493	4893	224893	N/A	5
----------------	-------	---	--------------------	---------------------	-------	------	-------	------	--------	-----	---

## 2006

## ES 330

V6 3.3L 3300cc	3MZFE	A	1348 <sup>53</sup>	21348 <sup>70</sup>	41348	6673	26673	4883	224883	4234883	3
----------------	-------	---	--------------------	---------------------	-------	------	-------	------	--------	---------	---

## GS 300

L6 3.0L 2997cc		H	7173	27173	47173	6493	26493	4483 <sup>79</sup> 4511 <sup>78</sup>	224483 <sup>79</sup> 224511 <sup>78</sup>	4234483 <sup>79</sup> N/A <sup>78</sup>	3 3
----------------	--	---	------	-------	-------	------	-------	--	--	--	--------

## GS 430

V8 4.3L 4293cc	3UZFE	N	1348 <sup>53</sup>	21348 <sup>70</sup>	41348	9146	29146	4483 <sup>79</sup> 4511 <sup>78</sup>	224483 <sup>79</sup> 224511 <sup>78</sup>	4234483 <sup>79</sup> N/A <sup>78</sup>	3 3
----------------	-------	---	--------------------	---------------------	-------	------	-------	--	--	--	--------

## GX 470

V8 4.7L 4663cc	2UZFE	T	1348 <sup>53</sup>	21348 <sup>70</sup>	41348	2476	22476	4905	224905	N/A	3
----------------	-------	---	--------------------	---------------------	-------	------	-------	------	--------	-----	---

## IS 250

V6 2.5L 2499cc	4GRFSE	K	7173	27173	47173	9146	29146	4483 <sup>79</sup> 4511 <sup>78</sup>	224483 <sup>79</sup> 224511 <sup>78</sup>	4234483 <sup>79</sup> N/A <sup>78</sup>	3 3
----------------	--------	---	------	-------	-------	------	-------	--	--	--	--------

## IS 350

V6 3.5L 3500CC 214CID	2GRFSE	E	7173	27173	47173	9146	29146	4483 <sup>79</sup> 4511 <sup>78</sup>	224483 <sup>79</sup> 224511 <sup>78</sup>	4234483 <sup>79</sup> N/A <sup>78</sup>	3 3
-----------------------	--------	---	------	-------	-------	------	-------	--	--	--	--------

## LS 430

V8 4.3L 4293cc	3UZFE	N	1348 <sup>53</sup>	21348 <sup>70</sup>	41348	6464	N/A	4893	224893	N/A	5
----------------	-------	---	--------------------	---------------------	-------	------	-----	------	--------	-----	---

## LX 470

V8 4.7L 4663cc	2UZFE	T	1348 <sup>53</sup>	21348 <sup>70</sup>	41348	2476	22476	4908	N/A	N/A	3
----------------	-------	---	--------------------	---------------------	-------	------	-------	------	-----	-----	---

## RX 330

V6 3.3L 3300cc	3MZFE	K	1348 <sup>53</sup>	21348 <sup>70</sup>	41348	6673	26673	4905	224905	N/A	3
----------------	-------	---	--------------------	---------------------	-------	------	-------	------	--------	-----	---

N/A = Not Available N/R = Not Required N/S = Not Servicable For cabin air locator chart, see pages 5-12 See pages 13-16 for footnotes

1) ProSelect - Normal Driving - Traditional Change Intervals 2) NAPA Gold - Severe Driving - OE Recommended intervals 3) NAPA Platinum - Harsh Driving - OE Recommended Intervals

N/A = Non disponible N/R = Non nécessaire N/S = Non réparable Voir le tableau des filtres et d'habitacle aux pages 5-12 Voir pages 13-16 pour des notes

1) NAPA ProSelect et Argent - Conduite normale - Intervalles normaux de remplacement 2) NAPA Or - Conduite difficile - Intervalles recommandés par FEO 3) NAPA Platine - Conduite très difficile - Intervalles recommandés par FEO

N/A = No disponible N/R = No requerido N/S = No Servicable Para el aire de la cabina y tabla de localización de filtro, consulte las páginas 5-12 Ver las páginas 13-16 para las notas al pie de página

1) NAPA ProSelect y Plata - Manejo normal - Intervalos normales de cambio 2) NAPA Oro - Manejo difícil - Intervalos recomendados por el OEM 3) NAPA Platino - Manejo muy difícil - Intervalos recomendados por el OEM

*Italicized Part Numbers May Not Be Available.*

Las piezas con números en *italicas* pueden no estar disponibles.

Les numéros de pièce en *italiques* peuvent ne pas être disponibles.

P  
a  
s  
s  
C  
a  
r  
L  
i  
g  
h  
t  
T  
r  
u  
c  
k  
O  
i  
l  
-  
A  
i  
r  
-  
C  
a  
b  
i  
n



LEXUS 2006-2003

Pass Car Light Truck - Oil - Air - Cabin

Year/Año/Année Model/Modelo/Modele Engine/Motor/Moteur	Eng. Code Código de motor Code moteur	VIN NIV NIV	GOLD Oil Aceite Huile	ProSelect Oil Aceite Huile	Platinum Oil Aceite Huile	GOLD Air Aire Air	ProSelect Air Aire Air	GOLD Cabin Air Cabina Aire Cabine Air	ProSelect Cabin Air Cabina Aire Cabine Air	Platinum Cabin Air Cabina Aire Cabine Air	Loc. Cabin Air Cabina Aire Cabine Air
--	---	-------------------	--------------------------------	-------------------------------------	------------------------------------	----------------------------	---------------------------------	--	---	--	--

## LEXUS (Cont'd/Suite)

**2006** (Cont'd/Suite)

## RX 400H

V6 3.3L 3300cc Electric/Gas	3MZFE	W	1348 <sup>53</sup>	21348 <sup>70</sup>	41348	9185	29185	4883	224883	4234883	3
-----------------------------	-------	---	--------------------	---------------------	-------	------	-------	------	--------	---------	---

## SC 430

V8 4.3L 4293cc	3UZFE	N	1348 <sup>53</sup>	21348 <sup>70</sup>	41348	6493	26493	4893	224893	N/A	5
----------------	-------	---	--------------------	---------------------	-------	------	-------	------	--------	-----	---

**2005**

## ES 330

V6 3.3L 3300cc	3MZFE		1348 <sup>53</sup>	21348 <sup>70</sup>	41348	6673	26673	4883	224883	4234883	3
----------------	-------	--	--------------------	---------------------	-------	------	-------	------	--------	---------	---

## GS 300

L6 3.0L 2997cc			1348 <sup>53</sup>	21348 <sup>70</sup>	41348	6465	26465	4893	224893	N/A	5
----------------	--	--	--------------------	---------------------	-------	------	-------	------	--------	-----	---

## GS 430

V8 4.3L 4293cc	3UZFE		1348 <sup>53</sup>	21348 <sup>70</sup>	41348	6493	26493	4893	224893	N/A	5
----------------	-------	--	--------------------	---------------------	-------	------	-------	------	--------	-----	---

## GX 470

V8 4.7L 4663cc	2UZFE		1348 <sup>53</sup>	21348 <sup>70</sup>	41348	2476	22476	4905	224905	N/A	3
----------------	-------	--	--------------------	---------------------	-------	------	-------	------	--------	-----	---

## IS 300

L6 3.0L 2997cc			1348 <sup>53</sup>	21348 <sup>70</sup>	41348	6465	26465	4901	224901	N/A	3
----------------	--	--	--------------------	---------------------	-------	------	-------	------	--------	-----	---

## LS 430

V8 4.3L 4293cc	3UZFE		1348 <sup>53</sup>	21348 <sup>70</sup>	41348	6464	N/A	4893	224893	N/A	5
----------------	-------	--	--------------------	---------------------	-------	------	-----	------	--------	-----	---

## LX 470

V8 4.7L 4663cc	2UZFE		1348 <sup>53</sup>	21348 <sup>70</sup>	41348	2476	22476	4908	N/A	N/A	3
----------------	-------	--	--------------------	---------------------	-------	------	-------	------	-----	-----	---

## RX 330

V6 3.3L 3300cc	3MZFE		1348 <sup>53</sup>	21348 <sup>70</sup>	41348	6673	26673	4905	224905	N/A	3
----------------	-------	--	--------------------	---------------------	-------	------	-------	------	--------	-----	---

## SC 430

V8 4.3L 4293cc	3UZFE		1348 <sup>53</sup>	21348 <sup>70</sup>	41348	6493	26493	4893	224893	N/A	5
----------------	-------	--	--------------------	---------------------	-------	------	-------	------	--------	-----	---

**2004**

## ES 330

V6 3.3L 3300cc	3MZFE	A	1348 <sup>53</sup>	21348 <sup>70</sup>	41348	6673	26673	4883	224883	4234883	3
----------------	-------	---	--------------------	---------------------	-------	------	-------	------	--------	---------	---

## GS 300

L6 3.0L 2997cc			1348 <sup>53</sup>	21348 <sup>70</sup>	41348	6465	26465	4893	224893	N/A	5
----------------	--	--	--------------------	---------------------	-------	------	-------	------	--------	-----	---

## GS 430

V8 4.3L 4293cc	3UZFE		1348 <sup>53</sup>	21348 <sup>70</sup>	41348	6493	26493	4893	224893	N/A	5
----------------	-------	--	--------------------	---------------------	-------	------	-------	------	--------	-----	---

## GX 470

V8 4.7L 4663cc	2UZFE		1348 <sup>53</sup>	21348 <sup>70</sup>	41348	2476	22476	4905	224905	N/A	3
----------------	-------	--	--------------------	---------------------	-------	------	-------	------	--------	-----	---

## IS 300

L6 3.0L 2997cc			1348 <sup>53</sup>	21348 <sup>70</sup>	41348	6465	26465	4901	224901	N/A	3
----------------	--	--	--------------------	---------------------	-------	------	-------	------	--------	-----	---

## LS 430

V8 4.3L 4293cc	3UZFE		1348 <sup>53</sup>	21348 <sup>70</sup>	41348	6464	N/A	4893	224893	N/A	5
----------------	-------	--	--------------------	---------------------	-------	------	-----	------	--------	-----	---

## LX 470

V8 4.7L 4663cc	2UZFE		1348 <sup>53</sup>	21348 <sup>70</sup>	41348	2476	22476	4908	N/A	N/A	3
----------------	-------	--	--------------------	---------------------	-------	------	-------	------	-----	-----	---

## RX 330

V6 3.3L 3300cc	3MZFE		1348 <sup>53</sup>	21348 <sup>70</sup>	41348	6673	26673	4905	224905	N/A	3
----------------	-------	--	--------------------	---------------------	-------	------	-------	------	--------	-----	---

## SC 430

V8 4.3L 4293cc	3UZFE		1348 <sup>53</sup>	21348 <sup>70</sup>	41348	6493	26493	4893	224893	N/A	5
----------------	-------	--	--------------------	---------------------	-------	------	-------	------	--------	-----	---

**2003**

## ES 300

V6 3.0L 2995cc			1348 <sup>53</sup>	21348 <sup>70</sup>	41348	6673	26673	4905	224905	N/A	3
----------------	--	--	--------------------	---------------------	-------	------	-------	------	--------	-----	---

## GS 300

L6 3.0L 2997cc			1348 <sup>53</sup>	21348 <sup>70</sup>	41348	6465	26465	4893	224893	N/A	5
----------------	--	--	--------------------	---------------------	-------	------	-------	------	--------	-----	---

N/A = Not Available N/R = Not Required N/S = Not Servicable For cabin air locator chart, see pages 5-12 See pages 13-16 for footnotes

1) ProSelect - Normal Driving - Traditional Change Intervals 2) NAPA Gold - Severe Driving - OE Recommended Intervals 3) NAPA Platinum - Harsh Driving - OE Recommend Intervals

N/A = Non disponible N/R = Non nécessaire N/S = Non réparable Voir le tableau des filtres et d'habitacle aux pages 5-12 Voir pages 13-16 pour des notes

1) NAPA ProSelect et Argent - Conduite normale - Intervalles normaux de remplacement 2) NAPA Or - Conduite difficile - Intervalles recommandés par FEO 3) NAPA Platine - Conduite très difficile - Intervalles recommandés par FEO

N/A = No disponible N/R = No requerido N/S = No Servicable Para el aire de la cabina y tabla de localización de filtro, consulte las páginas 5-12 Ver las páginas 13-16 para las notas al pie de página

1) NAPA ProSelect y Plata - Manejo normal - Intervalos normales de cambio 2) NAPA Oro - Manejo difícil - Intervalos recomendados por el OEM 3) NAPA Platino - Manejo muy difícil - Intervalos recomendados por el OEM

*Italicized Part Numbers May Not Be Available.*

Las piezas con números en *italicas* pueden no estar disponibles.  
Les numéros de pièce en *italiques* peuvent ne pas être disponibles.





## Pass Car Light Truck - Oil - Air - Cabin

LEXUS 2003-2001

Year/Año/Année Model/Modelo/Modèle Engine/Motor/Moteur	Eng. Code Código de motor Code moteur	VIN NIV NIV	GOLD Oil Aceite Huile	ProSelect Oil Aceite Huile	Platinum Oil Aceite Huile	GOLD Air Aire Air	ProSelect Air Aire Air	GOLD Cabin Air Cabina Aire Cabine Air	ProSelect Cabin Air Cabina Aire Cabine Air	Platinum Cabin Air Cabina Aire Cabine Air	Loc. Cabin Air Cabina Aire Cabine Air
--	---	-------------------	--------------------------------	-------------------------------------	------------------------------------	----------------------------	---------------------------------	--	---	--	--

## LEXUS (Cont'd/Suite)

## 2003 (Cont'd/Suite)

<b>GS 430</b>											
V8 4.3L 4293cc	3UZFE		1348 <sup>53</sup>	21348 <sup>70</sup>	41348	6493	26493	4893	224893	N/A	5
<b>GX 470</b>											
V8 4.7L 4663cc	2UZFE		1348 <sup>53</sup>	21348 <sup>70</sup>	41348	2476	22476	4905	224905	N/A	3
<b>IS 300</b>											
L6 3.0L 2997cc			1348 <sup>53</sup>	21348 <sup>70</sup>	41348	6465	26465	4901	224901	N/A	3
<b>LS 430</b>											
V8 4.3L 4293cc	3UZFE		1348 <sup>53</sup>	21348 <sup>70</sup>	41348	6464	N/A	4893	224893	N/A	5
<b>LX 470</b>											
V8 4.7L 4663cc	2UZFE		1348 <sup>53</sup>	21348 <sup>70</sup>	41348	2476	22476	4908	N/A	N/A	3
<b>RX 300</b>											
V6 3.0L 2995cc			1348 <sup>53</sup>	21348 <sup>70</sup>	41348	6017	26017	4901	224901	N/A	3
<b>SC 430</b>											
V8 4.3L 4293cc	3UZFE		1348 <sup>53</sup>	21348 <sup>70</sup>	41348	6493	26493	4893	224893	N/A	5

## 2002

<b>ES 300</b>											
V6 3.0L 2995cc			1348 <sup>53</sup>	21348 <sup>70</sup>	41348	6673	26673	4905	224905	N/A	
<b>GS 300</b>											
L6 3.0L 2997cc			1348 <sup>53</sup>	21348 <sup>70</sup>	41348	6465	26465	4893	224893	N/A	5
<b>GS 430</b>											
V8 4.3L 4293cc	3UZFE		1348 <sup>53</sup>	21348 <sup>70</sup>	41348	6493	26493	4893	224893	N/A	5
<b>IS 300</b>											
L6 3.0L 2997cc			1348 <sup>53</sup>	21348 <sup>70</sup>	41348	6465	26465	4901	224901	N/A	3
<b>LS 430</b>											
V8 4.3L 4293cc	3UZFE		1348 <sup>53</sup>	21348 <sup>70</sup>	41348	6464	N/A	4893	224893	N/A	5
<b>LX 470</b>											
V8 4.7L 4663cc	2UZFE		1348 <sup>53</sup>	21348 <sup>70</sup>	41348	2476	22476	4908	N/A	N/A	3
<b>RX 300</b>											
V6 3.0L 2995cc			1348 <sup>53</sup>	21348 <sup>70</sup>	41348	6017	26017	4901	224901	N/A	3
<b>SC 430</b>											
V8 4.3L 4293cc	3UZFE		1348 <sup>53</sup>	21348 <sup>70</sup>	41348	6493	26493	4893	224893	N/A	5

## 2001

<b>ES 300</b>											
V6 3.0L 2995cc			1348 <sup>53</sup>	21348 <sup>70</sup>	41348	6017	26017	4895	224895	N/A	6
<b>GS 300</b>											
L6 3.0L 2997cc			1348 <sup>53</sup>	21348 <sup>70</sup>	41348	6465	26465	4893	224893	N/A	5
<b>GS 430</b>											
V8 4.3L 4293cc	3UZFE		1348 <sup>53</sup>	21348 <sup>70</sup>	41348	6493	26493	4893	224893	N/A	5
<b>IS 300</b>											
L6 3.0L 2997cc			1348 <sup>53</sup>	21348 <sup>70</sup>	41348	6465	26465	4901	224901	N/A	3
<b>LS 430</b>											
V8 4.3L 4293cc	3UZFE		1348 <sup>53</sup>	21348 <sup>70</sup>	41348	6464	N/A	4893	224893	N/A	5
<b>LX 470</b>											
V8 4.7L 4663cc	2UZFE		1348 <sup>53</sup>	21348 <sup>70</sup>	41348	2476	22476	4908	N/A	N/A	3
<b>RX 300</b>											
V6 3.0L 2995cc			1348 <sup>53</sup>	21348 <sup>70</sup>	41348	6017	26017	4901	224901	N/A	3

N/A = Not Available N/R = Not Required N/S = Not Servicable For cabin air locator chart, see pages 5-12 See pages 13-16 for footnotes

1) ProSelect - Normal Driving - Traditional Change Intervals 2) NAPA Gold - Severe Driving - OE Recommended intervals 3) NAPA Platinum - Harsh Driving - OE Recommend Intervals

N/A = Non disponible N/R = Non nécessaire N/S = Non réparable Voir le tableau des filtres et d'habitacle aux pages 5-12 Voir pages 13-16 pour des notes

1) NAPA ProSelect et Argent - Conduite normale - Intervalles normaux de remplacement 2) NAPA Or - Conduite difficile - Intervalles recommandés par FEO 3) NAPA Platine - Conduite très difficile - Intervalles recommandés par FEO

N/A = No disponible N/R = No requerido N/S = No Servicable Para el aire de la cabina y tabla de localización de filtro, consulte las páginas 5-12 Ver las páginas 13-16 para las notas al pie de página

1) NAPA ProSelect y Plata - Manejo normal - Intervalos normales de cambio 2) NAPA Oro - Manejo difícil - Intervalos recomendados por el OEM 3) NAPA Platino - Manejo muy difícil - Intervalos recomendados por el OEM

*Italicized Part Numbers May Not Be Available.*Las piezas con números en *italicas* pueden no estar disponibles.Les numéros de pièce en *italiques* peuvent ne pas être disponibles.P  
a  
s  
s  
C  
a  
r  
L  
i  
g  
h  
t  
T  
r  
u  
c  
k  
O  
i  
l  
-  
A  
i  
r  
-  
C  
a  
b  
i  
n



LINCOLN 2023-2021

Pass Car Light Truck - Oil - Air - Cabin

Year/Año/Année Model/Modelo/Modèle Engine/Motor/Moteur	Eng. Code Código de motor Code moteur	VIN NIV NIV	GOLD Oil Aceite Huile	ProSelect Oil Aceite Huile	Platinum Oil Aceite Huile	GOLD Air Aire Air	ProSelect Air Aire Air	GOLD Cabin Air Cabina Aire Cabine Air	ProSelect Cabin Air Cabina Aire Cabine Air	Platinum Cabin Air Cabina Aire Cabine Air	Loc. Cabin Air Cabina Aire Cabine Air
--	---	-------------------	--------------------------------	-------------------------------------	------------------------------------	----------------------------	---------------------------------	--	---	--	--

## LINCOLN

2023

## AVIATOR

V6 3.0L 3000CC 183CID Turbo			100050	2100050	N/A	6935	26935	230019	N/A	4230019	
-----------------------------	--	--	--------	---------	-----	------	-------	--------	-----	---------	--

## AVIATOR Hybrid

V6 3.0L 3000CC 183CID Turbo			100050	2100050	N/A	6935	26935	230019	N/A	4230019	
-----------------------------	--	--	--------	---------	-----	------	-------	--------	-----	---------	--

## Corsair

L4 2.0L 122 CID Turbo			1348 <sup>53</sup>	21348 <sup>70</sup>	41348	200981	N/A	230019	N/A	4230019	
-----------------------	--	--	--------------------	---------------------	-------	--------	-----	--------	-----	---------	--

## Corsair Hybrid

L4 2.5L 2500CC 153CID			1348 <sup>53</sup>	21348 <sup>70</sup>	41348	201407	N/A	4419	224419	4234419	
-----------------------	--	--	--------------------	---------------------	-------	--------	-----	------	--------	---------	--

## Nautilus

L4 2.0L 2000CC 122CID Turbo			1348 <sup>53</sup>	21348 <sup>70</sup>	41348	200048	2200048	230084	2230084	4230084	
-----------------------------	--	--	--------------------	---------------------	-------	--------	---------	--------	---------	---------	--

V6 2.7L 2700CC 165CID Turbo			100050	2100050	N/A	200048	2200048	230084	2230084	4230084	
-----------------------------	--	--	--------	---------	-----	--------	---------	--------	---------	---------	--

## NAVIGATOR

V6 3.5L 3496cc 213 CID Turbo			7502 <sup>53</sup>	27502 <sup>70</sup>	47502	9883	29883	N/A	N/A	N/A	
------------------------------	--	--	--------------------	---------------------	-------	------	-------	-----	-----	-----	--

2022

## AVIATOR

V6 3.0L 3000CC 183CID Turbo			100050	2100050	N/A	6935	26935	230019	N/A	4230019	
-----------------------------	--	--	--------	---------	-----	------	-------	--------	-----	---------	--

## AVIATOR Hybrid

V6 3.0L 3000CC 183CID Turbo			100050	2100050	N/A	6935	26935	230019	N/A	4230019	
-----------------------------	--	--	--------	---------	-----	------	-------	--------	-----	---------	--

## Corsair

L4 2.0L 122 CID Turbo			1348 <sup>53</sup>	21348 <sup>70</sup>	41348	200981	N/A	230019	N/A	4230019	
-----------------------	--	--	--------------------	---------------------	-------	--------	-----	--------	-----	---------	--

L4 2.3L 0CC 0CID Turbo			1348 <sup>53</sup>	21348 <sup>70</sup>	41348	9017	29017	4419	224419	4234419	
------------------------	--	--	--------------------	---------------------	-------	------	-------	------	--------	---------	--

## Corsair Hybrid

L4 2.5L 2500CC 153CID			1348 <sup>53</sup>	21348 <sup>70</sup>	41348	201407	N/A	4419	224419	4234419	
-----------------------	--	--	--------------------	---------------------	-------	--------	-----	------	--------	---------	--

## Nautilus

L4 2.0L 2000CC 122CID Turbo			1348 <sup>53</sup>	21348 <sup>70</sup>	41348	200048	2200048	230084	2230084	4230084	
-----------------------------	--	--	--------------------	---------------------	-------	--------	---------	--------	---------	---------	--

V6 2.7L 2700CC 165CID Turbo			100050	2100050	N/A	200048	2200048	230084	2230084	4230084	
-----------------------------	--	--	--------	---------	-----	--------	---------	--------	---------	---------	--

## NAVIGATOR

V6 3.5L 3496cc 213 CID Turbo			7502 <sup>53</sup>	27502 <sup>70</sup>	47502	9883	29883	N/A	N/A	N/A	
------------------------------	--	--	--------------------	---------------------	-------	------	-------	-----	-----	-----	--

2021

## AVIATOR

V6 3.0L 3000CC 183CID Turbo			100050	2100050	N/A	6935	26935	230019	N/A	4230019	
-----------------------------	--	--	--------	---------	-----	------	-------	--------	-----	---------	--

## AVIATOR Hybrid

V6 3.0L 3000CC 183CID Turbo			100050	2100050	N/A	6935	26935	230019	N/A	4230019	
-----------------------------	--	--	--------	---------	-----	------	-------	--------	-----	---------	--

## CONTINENTAL

V6 2.7L 164 CID Turbo			100050	2100050	N/A	200048	2200048	230084	2230084	4230084	
-----------------------	--	--	--------	---------	-----	--------	---------	--------	---------	---------	--

V6 3.0L Turbo			100050	2100050	N/A	200048	2200048	230084	2230084	4230084	
---------------	--	--	--------	---------	-----	--------	---------	--------	---------	---------	--

V6 3.7L 3726cc 227 CID			7502 <sup>53</sup>	27502 <sup>70</sup>	47502	200048	2200048	230084	2230084	4230084	
------------------------	--	--	--------------------	---------------------	-------	--------	---------	--------	---------	---------	--

## Corsair

L4 2.0L 122 CID Turbo			1348 <sup>53</sup>	21348 <sup>70</sup>	41348	200981	N/A	230019	N/A	4230019	
-----------------------	--	--	--------------------	---------------------	-------	--------	-----	--------	-----	---------	--

L4 2.3L 0CC 0CID Turbo			1348 <sup>53</sup>	21348 <sup>70</sup>	41348	9017	29017	4419	224419	4234419	
------------------------	--	--	--------------------	---------------------	-------	------	-------	------	--------	---------	--

## Corsair Hybrid

L4 2.5L 2500CC 153CID			1348 <sup>53</sup>	21348 <sup>70</sup>	41348	201407	N/A	230019	N/A	4230019	
-----------------------	--	--	--------------------	---------------------	-------	--------	-----	--------	-----	---------	--

## Nautilus

L4 2.0L 2000CC 122CID Turbo			1348 <sup>53</sup>	21348 <sup>70</sup>	41348	200048	2200048	230084	2230084	4230084	
-----------------------------	--	--	--------------------	---------------------	-------	--------	---------	--------	---------	---------	--

V6 2.7L 2700CC 165CID Turbo			100050	2100050	N/A	200048	2200048	230084	2230084	4230084	
-----------------------------	--	--	--------	---------	-----	--------	---------	--------	---------	---------	--

## NAVIGATOR

V6 3.5L 3496cc 213 CID Turbo			7502 <sup>53</sup>	27502 <sup>70</sup>	47502	9883	29883	N/A	N/A	N/A	
------------------------------	--	--	--------------------	---------------------	-------	------	-------	-----	-----	-----	--

N/A = Not Available N/R = Not Required N/S = Not Servicable For cabin air locator chart, see pages 5-12 See pages 13-16 for footnotes

1) ProSelect - Normal Driving - Traditional Change Intervals 2) NAPA Gold - Severe Driving - OE Recommended intervals 3) NAPA Platinum - Harsh Driving - OE Recommend Intervals

N/A = Non disponible N/R = Non nécessaire N/S = Non réparable Voir le tableau des filtres et d'habitacle aux pages 5-12 Voir pages 13-16 pour des notes

1) NAPA ProSelect et Argent - Conduite normale - Intervalles normaux de remplacement 2) NAPA Or - Conduite difficile - Intervalles recommandés par FEO 3) NAPA Platine - Conduite très difficile - Intervalles recommandés par FEO

N/A = No disponible N/R = No requerido N/S = No Servicable Para el aire de la cabina y tabla de localización de filtro, consulte las páginas 5-12 Ver las páginas 13-16 para las notas al pie de página

1) NAPA ProSelect y Plata - Manejo normal - Intervalos normales de cambio 2) NAPA Oro - Manejo difícil - Intervalos recomendados por el OEM 3) NAPA Platino - Manejo muy difícil - Intervalos recomendados por el OEM

Italicized Part Numbers May Not Be Available.

Las piezas con números en *italicas* pueden no estar disponibles.  
Les numéros de pièce en *italiques* peuvent ne pas être disponibles.



Pass Car Light Truck - Oil - Air - Cabin

LINCOLN 2020-2018

Year/Año/Année Model/Modelo/Modèle Engine/Motor/Moteur	Eng. Code Código de motor Code moteur	VIN NIV NIV	GOLD Oil Aceite Huile	ProSelect Oil Aceite Huile	Platinum Oil Aceite Huile	GOLD Air Aire Air	ProSelect Air Aire Air	GOLD Cabin Air Cabina Aire Cabine Air	ProSelect Cabin Air Cabina Aire Cabine Air	Platinum Cabin Air Cabina Aire Cabine Air	Loc. Cabin Air Cabina Aire Cabine Air
--	---	-------------------	--------------------------------	-------------------------------------	------------------------------------	----------------------------	---------------------------------	--	---	--	--

LINCOLN (Cont'd/Suite)

**2020**

**AVIATOR**

V6 3.0L 3000CC 183CID Turbo			100050	2100050	N/A	6935	26935	230019	N/A	4230019	
-----------------------------	--	--	--------	---------	-----	------	-------	--------	-----	---------	--

**CONTINENTAL**

V6 2.7L 164 CID Turbo			100050	2100050	N/A	200048	2200048	230084	2230084	4230084	
V6 3.0L Turbo			100050	2100050	N/A	200048	2200048	230084	2230084	4230084	
V6 3.7L 3726cc 227 CID			7502 <sup>53</sup>	27502 <sup>70</sup>	47502	200048	2200048	230084	2230084	4230084	

**Corsair**

L4 2.0L 122 CID Turbo			1348 <sup>53</sup>	21348 <sup>70</sup>	41348	200981	N/A	230019	N/A	4230019	
L4 2.3L OCC OCID Turbo			1348 <sup>53</sup>	21348 <sup>70</sup>	41348	9017	29017	4419	224419	4234419	

**MKZ**

L4 2.0L 2000CC 122CID Turbo			1348	21348	41348	200048	2200048	230084	2230084	4230084	
V6 3.0L 3000CC 183CID Turbo	EcoBoost		100050	2100050	N/A	200048	2200048	230084	2230084	4230084	

**MKZ HYBRID**

L4 2.0L 2000CC 122CID	Hybrid		1348 <sup>53</sup>	21348 <sup>70</sup>	41348	200036	2200036	230084	2230084	4230084	
-----------------------	--------	--	--------------------	---------------------	-------	--------	---------	--------	---------	---------	--

**Nautilus**

L4 2.0L 2000CC 122CID Turbo			1348 <sup>53</sup>	21348 <sup>70</sup>	41348	200048	2200048	230084	2230084	4230084	
V6 2.7L 2700CC 165CID Turbo			100050	2100050	N/A	200048	2200048	230084	2230084	4230084	

**NAVIGATOR**

V6 3.5L 3496cc 213 CID Turbo			7502 <sup>53</sup>	27502 <sup>70</sup>	47502	9883	29883	N/A	N/A	N/A	
------------------------------	--	--	--------------------	---------------------	-------	------	-------	-----	-----	-----	--

**2019**

**CONTINENTAL**

V6 2.7L 164 CID Turbo			100050	2100050	N/A	200048	2200048	230084	2230084	4230084	
V6 3.0L Turbo			100050	2100050	N/A	200048	2200048	230084	2230084	4230084	
V6 3.7L 3726cc 227 CID			7502 <sup>53</sup>	27502 <sup>70</sup>	47502	200048	2200048	230084	2230084	4230084	

**MKC**

L4 2.0L 122 CID Turbo			1348 <sup>53</sup>	21348 <sup>70</sup>	41348	9017	29017	4419	224419	4234419	
L4 2.3L OCC OCID Turbo			1348 <sup>53</sup>	21348 <sup>70</sup>	41348	9017	29017	4419	224419	4234419	

**MKT**

V6 3.5L 3496cc 213 CID Turbo		T	7502 <sup>53</sup>	27502 <sup>70</sup>	47502	6935	26935	4068	224068	4234068	4
------------------------------	--	---	--------------------	---------------------	-------	------	-------	------	--------	---------	---

**MKT Fleet Model**

V6 3.7L 3726cc 227 CID			7502 <sup>53</sup>	27502 <sup>70</sup>	47502	6935	26935	4068	224068	4234068	4
------------------------	--	--	--------------------	---------------------	-------	------	-------	------	--------	---------	---

**MKZ**

L4 2.0L 2000CC 122CID Turbo			1348	21348	41348	200048	2200048	230084	2230084	4230084	
V6 3.0L 3000CC 183CID Turbo	EcoBoost		100050	2100050	N/A	200048	2200048	230084	2230084	4230084	

**MKZ HYBRID**

L4 2.0L 2000CC 122CID	Hybrid		1348 <sup>53</sup>	21348 <sup>70</sup>	41348	200036	2200036	230084	2230084	4230084	
-----------------------	--------	--	--------------------	---------------------	-------	--------	---------	--------	---------	---------	--

**Nautilus**

L4 2.0L 2000CC 122CID Turbo			1348	21348	41348	200048	2200048	230084	2230084	4230084	
V6 2.7L 2700CC 165CID Turbo			100050	2100050	N/A	200048	2200048	230084	2230084	4230084	

**NAVIGATOR**

V6 3.5L 3496cc 213 CID Turbo			7502 <sup>53</sup>	27502 <sup>70</sup>	47502	9883	29883	N/A	N/A	N/A	
------------------------------	--	--	--------------------	---------------------	-------	------	-------	-----	-----	-----	--

**2018**

**CONTINENTAL**

V6 2.7L 164 CID Turbo			100050	2100050	N/A	200048	2200048	230084	2230084	4230084	
V6 3.0L Turbo			100050	2100050	N/A	200048	2200048	230084	2230084	4230084	
V6 3.7L 3726cc 227 CID			7502 <sup>53</sup>	27502 <sup>70</sup>	47502	200048	2200048	230084	2230084	4230084	

**MKC**

L4 2.0L 122 CID Turbo			1348 <sup>53</sup>	21348 <sup>70</sup>	41348	9017	29017	4419	224419	4234419	
L4 2.3L OCC OCID Turbo			1348 <sup>53</sup>	21348 <sup>70</sup>	41348	9017	29017	4419	224419	4234419	

N/A = Not Available N/R = Not Required N/S = Not Servicable For cabin air locator chart, see pages 5-12 See pages 13-16 for footnotes

1) ProSelect - Normal Driving - Traditional Change Intervals 2) NAPA Gold - Severe Driving - OE Recommended intervals 3) NAPA Platinum - Harsh Driving - OE Recommend Intervals

N/A = Non disponible N/R = Non nécessaire N/S = Non réparable Voir le tableau des filtres et d'habitacle aux pages 5-12 Voir pages 13-16 pour des notes

1) NAPA ProSelect et Argent - Conduite normale - Intervalles normaux de remplacement 2) NAPA Or - Conduite difficile - Intervalles recommandés par FEO 3) NAPA Platine - Conduite très difficile - Intervalles recommandés par FEO

N/A = No disponible N/R = No requerido N/S = No Servicable Para el aire de la cabina y tabla de localización de filtro, consulte las páginas 5-12 Ver las páginas 13-16 para las notas al pie de página

1) NAPA ProSelect y Plata - Manejo normal - Intervalles normales de cambio 2) NAPA Oro - Manejo difícil - Intervalles recomendados por el OEM 3) NAPA Platino - Manejo muy difícil - Intervalles recomendados por el OEM

*Italicized Part Numbers May Not Be Available.*

Las piezas con números en *italicas* pueden no estar disponibles.

Les numéros de pièce en *italiques* peuvent ne pas être disponibles.

P  
a  
s  
s  
C  
a  
r  
L  
i  
g  
h  
t  
T  
r  
u  
c  
k  
O  
i  
l  
-  
A  
i  
r  
-  
C  
a  
b  
i  
n



## LINCOLN 2018-2016

## Pass Car Light Truck - Oil - Air - Cabin

Year/Año/Année Model/Modelo/Modele Engine/Motor/Moteur	Eng. Code Código de motor Code moteur	VIN NIV NIV	GOLD Oil Aceite Huile	ProSelect Oil Aceite Huile	Platinum Oil Aceite Huile	GOLD Air Aire Air	ProSelect Air Aire Air	GOLD Cabin Air Cabina Aire Cabine Air	ProSelect Cabin Air Cabina Aire Cabine Air	Platinum Cabin Air Cabina Aire Cabine Air	Loc. Cabin Air Cabina Aire Cabine Air
--	---	-------------------	--------------------------------	-------------------------------------	------------------------------------	----------------------------	---------------------------------	--	---	--	--

## LINCOLN (Cont'd/Suite)

## 2018 (Cont'd/Suite)

## MKT

L4 2.0L 1999cc 122 CID Turbo			1348 <sup>53</sup>	21348 <sup>70</sup>	41348	6935	26935	4068	224068	4234068	4
V6 3.5L 3496cc 213 CID Turbo	T		7502 <sup>53</sup>	27502 <sup>70</sup>	47502	6935	26935	4068	224068	4234068	4
V6 3.7L 3726cc 227 CID			7502 <sup>53</sup>	27502 <sup>70</sup>	47502	6935	26935	4068	224068	4234068	4

## MKX

V6 2.7L 164 CID Turbo			100050	2100050	N/A	200048	2200048	230084	2230084	4230084	3
V6 3.7L 3726cc 227 CID			7502 <sup>53</sup>	27502 <sup>70</sup>	47502	200048	2200048	230084	2230084	4230084	3

## MKZ

L4 2.0L 122 CID Turbo			1348 <sup>53</sup>	21348 <sup>70</sup>	41348	200048	2200048	230084	2230084	4230084	
V6 3.0L Turbo			100050	2100050	N/A	200048	2200048	230084	2230084	4230084	

## MKZ HYBRID

L4 2.0L 1999cc 122 CID Electric/Gas			1348 <sup>53</sup>	21348	41348	200036	2200036	230084	2230084	4230084	3
-------------------------------------	--	--	--------------------	-------	-------	--------	---------	--------	---------	---------	---

## NAVIGATOR

V6 3.5L 3496cc 213 CID Turbo			7502 <sup>53</sup>	27502 <sup>70</sup>	47502	9883	29883	230266 <sup>79</sup> 230653 <sup>78</sup>	2230266 <sup>79</sup> N/A <sup>78</sup>	4230266 <sup>79</sup> N/A <sup>78</sup>	
------------------------------	--	--	--------------------	---------------------	-------	------	-------	--	--	--	--

## 2017

## CONTINENTAL

V6 2.7L 164 CID Turbo			100050	2100050	N/A	200048	2200048	230084	2230084	4230084	
V6 3.0L Turbo			100050	2100050	N/A	200048	2200048	230084	2230084	4230084	
V6 3.7L 3726cc 227 CID			7502 <sup>53</sup>	27502 <sup>70</sup>	47502	200048	2200048	230084	2230084	4230084	

## MKC

L4 2.0L 122 CID Turbo			1348 <sup>53</sup>	21348 <sup>70</sup>	41348	9017	29017	4419	224419	4234419	
L4 2.3L OCC OCID Turbo			1348 <sup>53</sup>	21348 <sup>70</sup>	41348	9017	29017	4419	224419	4234419	

## MKT

L4 2.0L 1999cc 122 CID Turbo	9		1348 <sup>53</sup>	21348 <sup>70</sup>	41348	6935	26935	4068	224068	4234068	4
V6 3.5L 3496cc 213 CID Turbo	T		7502 <sup>53</sup>	27502 <sup>70</sup>	47502	6935	26935	4068	224068	4234068	4
V6 3.7L 3726cc 227 CID	K		7502 <sup>53</sup>	27502 <sup>70</sup>	47502	6935	26935	4068	224068	4234068	4

## MKX

V6 2.7L 164 CID Turbo			100050	2100050	N/A	200048	2200048	230084	2230084	4230084	3
V6 3.7L 3726cc 227 CID	K		7502 <sup>53</sup>	27502 <sup>70</sup>	47502	200048	2200048	230084	2230084	4230084	3

## MKZ

L4 2.0L 122 CID Turbo			1348 <sup>53</sup>	21348 <sup>70</sup>	41348	200048	2200048	230084	2230084	4230084	
L4 2.0L 1999cc 122 CID Electric/Gas			1348 <sup>53</sup>	21348 <sup>70</sup>	41348	200036	2200036	230084	2230084	4230084	
V6 3.0L Turbo			100050	2100050	N/A	200048	2200048	230084	2230084	4230084	

## MKZ HYBRID

L4 2.0L 1999cc 122 CID Electric/Gas	U		1348 <sup>53</sup>	21348	41348	200036	2200036	230084	2230084	4230084	3
-------------------------------------	---	--	--------------------	-------	-------	--------	---------	--------	---------	---------	---

## NAVIGATOR

V6 3.5L 3496cc 213 CID Turbo			7502 <sup>53</sup>	27502 <sup>70</sup>	47502	9883	29883	N/R	N/R	N/R	
------------------------------	--	--	--------------------	---------------------	-------	------	-------	-----	-----	-----	--

## 2016

## MKC

L4 2.0L 122 CID Turbo			1348 <sup>53</sup>	21348 <sup>70</sup>	41348	9017	29017	4419	224419	4234419	
L4 2.3L OCC OCID Turbo			1348 <sup>53</sup>	21348 <sup>70</sup>	41348	9017	29017	4419	224419	4234419	

## MKS

V6 3.5L 3496cc 213 CID Turbo </>	T		7502 <sup>53</sup>	27502 <sup>70</sup>	47502	6935	26935	4068	224068	4234068	4
V6 3.7L 3726cc 227 CID </>	K		7502 <sup>53</sup>	27502 <sup>70</sup>	47502	6935	26935	4068	224068	4234068	4

## MKT

L4 2.0L 1999cc 122 CID Turbo	9		1348 <sup>53</sup>	21348 <sup>70</sup>	41348	6935	26935	4068	224068	4234068	4
V6 3.5L 3496cc 213 CID Turbo	T		7502 <sup>53</sup>	27502 <sup>70</sup>	47502	6935	26935	4068	224068	4234068	4
V6 3.7L 3726cc 227 CID	K		7502 <sup>53</sup>	27502 <sup>70</sup>	47502	6935	26935	4068	224068	4234068	4

N/A = Not Available N/R = Not Required N/S = Not Servicable For cabin air locator chart, see pages 5-12 See pages 13-16 for footnotes

1) ProSelect - Normal Driving - Traditional Change Intervals 2) NAPA Gold - Severe Driving - OE Recommended Intervals 3) NAPA Platinum - Harsh Driving - OE Recommend Intervals

1) N/A = Non disponible N/R = Non nécessaire N/S = Non réparable Voir le tableau des filtres et d'habitacle aux pages 5-12 Voir pages 13-16 pour des notes

1) NAPA ProSelect et Argent - Conduite normale - Intervalles normaux de remplacement 2) NAPA Or - Conduite difficile - Intervalles recommandés par FEO 3) NAPA Platine - Conduite très difficile - Intervalles recommandés par FEO

N/A = No disponible N/R = No requerido N/S = No Servicable Para el aire de la cabina y tabla de localización de filtro, consulte las páginas 5-12 Ver las páginas 13-16 para las notas al pie de página

1) NAPA ProSelect y Plata - Manejo normal - Intervallos normales de cambio 2) NAPA Oro - Manejo difícil - Intervallos recomendados por el OEM 3) NAPA Platino - Manejo muy difícil - Intervallos recomendados por el OEM

*Italicized Part Numbers May Not Be Available.*

Las piezas con números en *italicas* pueden no estar disponibles.  
Les numéros de pièce en *italiques* peuvent ne pas être disponibles.



## Pass Car Light Truck - Oil - Air - Cabin

LINCOLN 2016-2014

Year/Año/Année Model/Modelo/Modele Engine/Motor/Moteur	Eng. Code Código de motor Code moteur	VIN NIV NIV	GOLD Oil Aceite Huile	ProSelect Oil Aceite Huile	Platinum Oil Aceite Huile	GOLD Air Aire Air	ProSelect Air Aire Air	GOLD Cabin Air Cabina Aire Cabine Air	ProSelect Cabin Air Cabina Aire Cabine Air	Platinum Cabin Air Cabina Aire Cabine Air	Loc. Cabin Air Cabina Aire Cabine Air
--	---	-------------------	--------------------------------	-------------------------------------	------------------------------------	----------------------------	---------------------------------	--	---	--	--

## LINCOLN (Cont'd/Suite)

## 2016 (Cont'd/Suite)

## MKX

V6 2.7L 164 CID Turbo			100050	2100050	N/A	200048	2200048	230084	2230084	4230084	3
V6 3.7L 3726cc 227 CID		K	7502 <sup>53</sup>	27502 <sup>70</sup>	47502	200048	2200048	230084	2230084	4230084	3

## MKZ

L4 2.0L 1999cc 122 CID Turbo		9	1348 <sup>53</sup>	21348 <sup>70</sup>	41348	200048	2200048	230084	2230084	4230084	
V6 3.7L 3726cc 227 CID		K	7502 <sup>53</sup>	27502 <sup>70</sup>	47502	200048	2200048	230084	2230084	4230084	3

## MKZ HYBRID

L4 2.0L 1999cc 122 CID Electric/Gas		U	1348 <sup>53</sup>	21348	41348	200036	2200036	230084	2230084	4230084	3
-------------------------------------	--	---	--------------------	-------	-------	--------	---------	--------	---------	---------	---

## NAVIGATOR

V6 3.5L 3496cc 213 CID Turbo		T	7502 <sup>53</sup>	27502 <sup>70</sup>	47502	9883 <sup>155</sup> 9883FR <sup>360</sup>	29883 <sup>155</sup> N/A <sup>360</sup>	N/R	N/R	N/R	4
------------------------------	--	---	--------------------	---------------------	-------	--	--	-----	-----	-----	---

## 2015

## MKC

L4 2.0L 122 CID Turbo			1348 <sup>53</sup>	21348 <sup>70</sup>	41348	9017	29017	4419	224419	4234419	
L4 2.3L 140 CID Turbo			1348 <sup>53</sup>	21348 <sup>70</sup>	41348	9017	29017	4419	224419	4234419	

## MKS

V6 3.5L 3496cc 213 CID Turbo		T	7502 <sup>53</sup>	27502 <sup>70</sup>	47502	6935	26935	4068	224068	4234068	4
V6 3.7L 3726cc 227 CID		K	7502 <sup>53</sup>	27502 <sup>70</sup>	47502	6935	26935	4068	224068	4234068	4

## MKT

L4 2.0L 1999cc 122 CID Turbo		9	1348 <sup>53</sup>	21348 <sup>70</sup>	41348	6935	26935	4068	224068	4234068	4
V6 3.5L 3496cc 213 CID Turbo		T	7502 <sup>53</sup>	27502 <sup>70</sup>	47502	6935	26935	4068	224068	4234068	4
V6 3.7L 3726cc 227 CID		K	7502 <sup>53</sup>	27502 <sup>70</sup>	47502	6935	26935	4068	224068	4234068	4

## MKX

V6 3.7L 3726cc 227 CID		K	7502 <sup>53</sup>	27502 <sup>70</sup>	47502	6935	26935	4065	224065	N/A	3
------------------------	--	---	--------------------	---------------------	-------	------	-------	------	--------	-----	---

## MKZ

L4 2.0L 1999cc 122 CID Turbo		9	1348 <sup>53</sup>	21348 <sup>70</sup>	41348	200048	2200048	230084	2230084	4230084	
V6 3.7L 3726cc 227 CID		K	7502 <sup>53</sup>	27502 <sup>70</sup>	47502	200048	2200048	230084	2230084	4230084	3

## MKZ HYBRID

L4 2.0L 1999cc 122 CID Electric/Gas		U	1348 <sup>53</sup>	21348	41348	200036	2200036	230084	2230084	4230084	3
-------------------------------------	--	---	--------------------	-------	-------	--------	---------	--------	---------	---------	---

## NAVIGATOR

V6 3.5L 3496cc 213 CID Turbo		T	7502 <sup>53</sup>	27502 <sup>70</sup>	47502	9883 <sup>155</sup> 9883FR <sup>360</sup>	29883 <sup>155</sup> N/A <sup>360</sup>	N/R	N/R	N/R	4
------------------------------	--	---	--------------------	---------------------	-------	--	--	-----	-----	-----	---

## 2014

## MKS

V6 3.5L 3496cc 213 CID Turbo		T	7502 <sup>53</sup>	27502 <sup>70</sup>	47502	6935	26935	4068	224068	4234068	4
V6 3.7L 3726cc 227 CID		K	7502 <sup>53</sup>	27502 <sup>70</sup>	47502	6935	26935	4068	224068	4234068	4

## MKT

L4 2.0L 1999cc 122 CID Turbo		9	1348 <sup>53</sup>	21348 <sup>70</sup>	41348	6935	26935	4068	224068	4234068	4
V6 3.5L 3496cc 213 CID Turbo		T	7502 <sup>53</sup>	27502 <sup>70</sup>	47502	6935	26935	4068	224068	4234068	4
V6 3.7L 3726cc 227 CID		K	7502 <sup>53</sup>	27502 <sup>70</sup>	47502	6935	26935	4068	224068	4234068	4

## MKX

V6 3.7L 3726cc 227 CID		K	7502 <sup>53</sup>	27502 <sup>70</sup>	47502	6935	26935	4065	224065	N/A	3
------------------------	--	---	--------------------	---------------------	-------	------	-------	------	--------	-----	---

## MKZ

L4 2.0L 1999cc 122 CID Turbo		9	1348 <sup>53</sup>	21348 <sup>70</sup>	41348	200048	2200048	230084	2230084	4230084	
V6 3.7L 3726cc 227 CID		K	7502 <sup>53</sup>	27502 <sup>70</sup>	47502	200048	2200048	230084	2230084	4230084	3

## MKZ HYBRID

L4 2.0L 1999cc 122 CID Electric/Gas		U	1348 <sup>53</sup>	21348	41348	200036	2200036	230084	2230084	4230084	3
-------------------------------------	--	---	--------------------	-------	-------	--------	---------	--------	---------	---------	---

## NAVIGATOR

V8 5.4L 330 CID	995	5	1372 <sup>53</sup>	21372 <sup>70</sup>	41372	9883 <sup>155</sup> 9883FR <sup>360</sup>	29883 <sup>155</sup> N/A <sup>360</sup>	N/R	N/R	N/R	4
-----------------	-----	---	--------------------	---------------------	-------	--	--	-----	-----	-----	---

N/A = Not Available N/R = Not Required N/S = Not Servicable For cabin air locator chart, see pages 5-12 See pages 13-16 for footnotes

1) ProSelect - Normal Driving - Traditional Change Intervals 2) NAPA Gold - Severe Driving - OE Recommended intervals 3) NAPA Platinum - Harsh Driving - OE Recommend Intervals

N/A = Non disponible N/R = Non nécessaire N/S = Non réparable Voir le tableau des filtres et d'habitacle aux pages 5-12 Voir pages 13-16 pour des notes

1) NAPA ProSelect et Argent - Conduite normale - Intervalles normaux de remplacement 2) NAPA Or - Conduite difficile - Intervalles recommandés par FEO 3) NAPA Platine - Conduite très difficile - Intervalles recommandés par FEO

N/A = No disponible N/R = No requerido N/S = No Servicable Para el aire de la cabina y tabla de localización de filtro, consulte las páginas 5-12 Ver las páginas 13-16 para las notas al pie de página

1) NAPA ProSelect y Plata - Manejo normal - Intervalles normales de cambio 2) NAPA Oro - Manejo difícil - Intervalles recomendados por el OEM 3) NAPA Platino - Manejo muy difícil - Intervalles recomendados por el OEM

*Italicized Part Numbers May Not Be Available.*Las piezas con números en *italicas* pueden no estar disponibles.Les numéros de pièce en *italiques* peuvent ne pas être disponibles.P  
a  
s  
s  
C  
a  
r  
L  
i  
g  
h  
t  
T  
r  
u  
c  
k  
O  
i  
l  
-  
A  
i  
r  
-  
C  
a  
b  
i  
n



## LINCOLN 2013-2011

## Pass Car Light Truck - Oil - Air - Cabin

Year/Año/Année Model/Modelo/Modele Engine/Motor/Moteur	Eng. Code Código de motor Code moteur	VIN NIV NIV	GOLD Oil Aceite Huile	ProSelect Oil Aceite Huile	Platinum Oil Aceite Huile	GOLD Air Aire Air	ProSelect Air Aire Air	GOLD Cabin Air Cabina Aire Cabine Air	ProSelect Cabin Air Cabina Aire Cabine Air	Platinum Cabin Air Cabina Aire Cabine Air	Loc. Cabin Air Cabina Aire Cabine Air
--	---	-------------------	--------------------------------	-------------------------------------	------------------------------------	----------------------------	---------------------------------	--	---	--	--

## LINCOLN (Cont'd/Suite)

## 2013

## MKS

V6 3.5L 3496cc 213 CID Turbo		T	7502 <sup>53</sup>	27502 <sup>70</sup>	47502	6935	26935	4068	224068	4234068	4
V6 3.7L 3726cc 227 CID		K	7502 <sup>53</sup>	27502 <sup>70</sup>	47502	6935	26935	4068	224068	4234068	4

## MKT

L4 2.0L 1999cc 122 CID Turbo		9	1348 <sup>53</sup>	21348 <sup>70</sup>	41348	6935	26935	4068	224068	4234068	4
V6 3.5L 3496cc 213 CID Turbo		T	7502 <sup>53</sup>	27502 <sup>70</sup>	47502	6935	26935	4068	224068	4234068	4
V6 3.7L 3726cc 227 CID		K	7502 <sup>53</sup>	27502 <sup>70</sup>	47502	6935	26935	4068	224068	4234068	4

## MKX

V6 3.7L 3726cc 227 CID		K	7502 <sup>53</sup>	27502 <sup>70</sup>	47502	6935	26935	4065	224065	N/A	3
------------------------	--	---	--------------------	---------------------	-------	------	-------	------	--------	-----	---

## MKZ

L4 2.0L 1999cc 122 CID Turbo		9	1348 <sup>53</sup>	21348 <sup>70</sup>	41348	200048	2200048	230084	2230084	4230084	
V6 3.7L 3726cc 227 CID		K	7502 <sup>53</sup>	27502 <sup>70</sup>	47502	200048	2200048	4367	224367	N/A	3

## MKZ HYBRID

L4 2.0L 1999cc 122 CID Electric/Gas		U	1348 <sup>53</sup>	21348	41348	200036	2200036	230084	2230084	4230084	3
-------------------------------------	--	---	--------------------	-------	-------	--------	---------	--------	---------	---------	---

## NAVIGATOR

V8 5.4L 330 CID	995	5	1372 <sup>53</sup>	21372 <sup>70</sup>	41372	9883 <sup>155</sup> 9883FR <sup>360</sup>	29883 <sup>155</sup> N/A <sup>360</sup>	N/R	N/R	N/R	4
-----------------	-----	---	--------------------	---------------------	-------	--	--	-----	-----	-----	---

## 2012

## MKS

V6 3.5L 3496cc 213 CID Turbo	99T	T	7502 <sup>53</sup>	27502 <sup>70</sup>	47502	6935	26935	4068	224068	4234068	4
V6 3.7L 3726cc 227 CID	99R	R	7502 <sup>53</sup>	27502 <sup>70</sup>	47502	6935	26935	4068	224068	4234068	4

## MKT

V6 3.5L 3496cc 213 CID Turbo	99T	T	7502 <sup>53</sup>	27502 <sup>70</sup>	47502	6935	26935	4068	224068	4234068	4
V6 3.7L 3726cc 227 CID	99R	R	7502 <sup>53</sup>	27502 <sup>70</sup>	47502	6935	26935	4068	224068	4234068	4

## MKX

V6 3.7L 3726cc 227 CID	99K	K	7502 <sup>53</sup>	27502 <sup>70</sup>	47502	6935	26935	4065	224065	N/A	3
------------------------	-----	---	--------------------	---------------------	-------	------	-------	------	--------	-----	---

## MKZ

V6 3.5L 213 CID	99C	C	7502 <sup>53</sup>	27502 <sup>70</sup>	47502	6935	26935	4367	224367	N/A	3
-----------------	-----	---	--------------------	---------------------	-------	------	-------	------	--------	-----	---

## MKZ HYBRID

L4 2.5L 152 CID Electric/Gas	993	3	1348 <sup>53</sup>	21348	41348	N/S	N/S	4367	224367	N/A	3
------------------------------	-----	---	--------------------	-------	-------	-----	-----	------	--------	-----	---

## NAVIGATOR

V8 5.4L 330 CID	995	5	1372 <sup>53</sup>	21372 <sup>70</sup>	41372	9883 <sup>155</sup> 9883FR <sup>360</sup>	29883 <sup>155</sup> N/A <sup>360</sup>	N/R	N/R	N/R	4
-----------------	-----	---	--------------------	---------------------	-------	--	--	-----	-----	-----	---

## 2011

## MARK LT

V8 5.4L 330 CID (Mex.)	995		1372 <sup>53</sup>	21372 <sup>70</sup>	41372	6804	26804	N/A	N/A	N/A	
------------------------	-----	--	--------------------	---------------------	-------	------	-------	-----	-----	-----	--

## MKS

V6 3.5L 3496cc 213 CID Turbo	99T	T	7502 <sup>53</sup>	27502 <sup>70</sup>	47502	6935	26935	4068	224068	4234068	4
V6 3.7L 3726cc 227 CID	99R	R	7502 <sup>53</sup>	27502 <sup>70</sup>	47502	6935	26935	4068	224068	4234068	4

## MKT

V6 3.5L 3496cc 213 CID Turbo	99T	T	7502 <sup>53</sup>	27502 <sup>70</sup>	47502	6935	26935	4068	224068	4234068	4
V6 3.7L 3726cc 227 CID	99R	R	7502 <sup>53</sup>	27502 <sup>70</sup>	47502	6935	26935	4068	224068	4234068	4

## MKX

V6 3.7L 3726cc 227 CID	99K	K	7502 <sup>53</sup>	27502 <sup>70</sup>	47502	6935	26935	4065	224065	N/A	3
------------------------	-----	---	--------------------	---------------------	-------	------	-------	------	--------	-----	---

## MKZ

V6 3.5L 213 CID	99C	C	7502 <sup>53</sup>	27502 <sup>70</sup>	47502	6935	26935	4367	224367	N/A	3
-----------------	-----	---	--------------------	---------------------	-------	------	-------	------	--------	-----	---

## MKZ HYBRID

L4 2.5L 152 CID Electric/Gas	993	3	1348 <sup>53</sup>	21348 <sup>70</sup>	41348	N/S	N/S	4367	224367	N/A	3
------------------------------	-----	---	--------------------	---------------------	-------	-----	-----	------	--------	-----	---

N/A = Not Available N/R = Not Required N/S = Not Serviceable For cabin air locator chart, see pages 5-12 See pages 13-16 for footnotes

1) ProSelect - Normal Driving - Traditional Change Intervals 2) NAPA Gold - Severe Driving - OE Recommended Intervals 3) NAPA Platinum - Harsh Driving - OE Recommended Intervals

1) N/A = Non disponible N/R = Non nécessaire N/S = Non réparable Voir le tableau des filtres et d'habitacle aux pages 5-12 Voir pages 13-16 pour des notes

1) NAPA ProSelect et Argent - Conduite normale - Intervalles normaux de remplacement 2) NAPA Or - Conduite difficile - Intervalles recommandés par FEO 3) NAPA Platine - Conduite très difficile - Intervalles recommandés par FEO

N/A = No disponible N/R = No requerido N/S = No Serviceable Para el aire de la cabina y tabla de localización de filtro, consulte las páginas 5-12 Ver las páginas 13-16 para las notas al pie de página

1) NAPA ProSelect y Plata - Manejo normal - Intervalos normales de cambio 2) NAPA Oro - Manejo difícil - Intervalos recomendados por el OEM 3) NAPA Platino - Manejo muy difícil - Intervalos recomendados por el OEM

*Italicized Part Numbers May Not Be Available.*

Las piezas con números en *italicas* pueden no estar disponibles.  
Les numéros de pièce en *italiques* peuvent ne pas être disponibles.



## Pass Car Light Truck - Oil - Air - Cabin

LINCOLN 2011-2008

Year/Ano/Année Model/Modelo/Modèle Engine/Motor/Moteur	Eng. Code Codigo de motor Code moteur	VIN NIV NIV	GOLD Oil Aceite Huile	ProSelect Oil Aceite Huile	Platinum Oil Aceite Huile	GOLD Air Aire Air	ProSelect Air Aire Air	GOLD Cabin Air Cabina Aire Cabine Air	ProSelect Cabin Air Cabina Aire Cabine Air	Platinum Cabin Air Cabina Aire Cabine Air	Loc. Cabin Air Cabina Aire Cabine Air
--	---	-------------------	--------------------------------	-------------------------------------	------------------------------------	----------------------------	---------------------------------	--	---	--	--

## LINCOLN (Cont'd/Suite)

## 2011 (Cont'd/Suite)

## NAVIGATOR

V8 5.4L 330 CID	995	5	1372 <sup>53</sup>	21372 <sup>70</sup>	41372	9883 <sup>155</sup> 9883FR <sup>360</sup>	29883 <sup>155</sup> N/A <sup>360</sup>	N/R	N/R	N/R	4
-----------------	-----	---	--------------------	---------------------	-------	--	--	-----	-----	-----	---

## TOWN CAR

V8 4.6L 281 CID		V,W	1372 <sup>53</sup>	21372 <sup>70</sup>	41372	6134	26134	N/R	N/R	N/R	
-----------------	--	-----	--------------------	---------------------	-------	------	-------	-----	-----	-----	--

## 2010

## MARK LT

V8 5.4L 330 CID (Mex.)	995		1372 <sup>53</sup>	21372 <sup>70</sup>	41372	6804	26804	N/A	N/A	N/A	
------------------------	-----	--	--------------------	---------------------	-------	------	-------	-----	-----	-----	--

## MKS

V6 3.5L 3496cc 213 CID Turbo	99T	T	7502 <sup>53</sup>	27502 <sup>70</sup>	47502	6935	26935	4068	224068	4234068	3
V6 3.7L 3726cc 227 CID	99R	R	7502 <sup>53</sup>	27502 <sup>70</sup>	47502	6935	26935	4068	224068	4234068	3

## MKT

V6 3.5L 3496cc 213 CID Turbo	99T	T	7502 <sup>53</sup>	27502 <sup>70</sup>	47502	6935	26935	4065	224065	N/A	3
V6 3.7L 3726cc 227 CID			7502 <sup>53</sup>	27502 <sup>70</sup>	47502	6935	26935	4068	224068	4234068	3

## MKX

V6 3.5L 213 CID	99C	C	7502 <sup>53</sup>	27502 <sup>70</sup>	47502	6935	26935	4065	224065	N/A	3
-----------------	-----	---	--------------------	---------------------	-------	------	-------	------	--------	-----	---

## MKZ

V6 3.5L 213 CID	99C	C	7502 <sup>53</sup>	27502 <sup>70</sup>	47502	6935	26935	4367	224367	N/A	3
-----------------	-----	---	--------------------	---------------------	-------	------	-------	------	--------	-----	---

## NAVIGATOR

V8 5.4L 330 CID	995	5	1372 <sup>53</sup>	21372 <sup>70</sup>	41372	9883 <sup>155</sup> 9883FR <sup>360</sup>	29883 <sup>155</sup> N/A <sup>360</sup>	N/R	N/R	N/R	4
-----------------	-----	---	--------------------	---------------------	-------	--	--	-----	-----	-----	---

## TOWN CAR

V8 4.6L 281 CID		V	1372 <sup>53</sup>	21372 <sup>70</sup>	41372	6134	26134	N/R	N/R	N/R	
-----------------	--	---	--------------------	---------------------	-------	------	-------	-----	-----	-----	--

## 2009

## MKS

V6 3.7L 3726cc 227 CID		R	7502 <sup>53</sup> 1516 <sup>53</sup>	27502 <sup>70</sup> 21516 <sup>268</sup>	47502 <sup>269</sup> 41516 <sup>268</sup>	6935	26935	4065	224065	N/A	3
------------------------	--	---	--	---	--	------	-------	------	--------	-----	---

## MKX

V6 3.5L 213 CID		C	1516 <sup>53</sup> 7502 <sup>53</sup>	21516 <sup>256</sup> 27502 <sup>70</sup>	41516 <sup>256</sup> 47502 <sup>257</sup>	6935	26935	4065	224065	N/A	3
-----------------	--	---	--	---	--	------	-------	------	--------	-----	---

## MKZ

V6 3.5L 213 CID		T	1516 <sup>53</sup> 7502 <sup>53</sup>	21516 <sup>256</sup> 27502 <sup>70</sup>	41516 <sup>256</sup> 47502 <sup>257</sup>	6935	26935	4065	224065	N/A	3
-----------------	--	---	--	---	--	------	-------	------	--------	-----	---

## NAVIGATOR

V8 5.4L 330 CID		5	1372 <sup>53</sup>	21372 <sup>70</sup>	41372	9883 9883FR <sup>360</sup>	29883 N/A <sup>360</sup>	N/R	N/R	N/R	4
-----------------	--	---	--------------------	---------------------	-------	-------------------------------	-----------------------------	-----	-----	-----	---

## TOWN CAR

V8 4.6L 281 CID		V	1372 <sup>53</sup>	21372 <sup>70</sup>	41372	6134	26134	N/R	N/R	N/R	
-----------------	--	---	--------------------	---------------------	-------	------	-------	-----	-----	-----	--

## 2008

## MARK LT

V8 5.4L 330 CID	995	5	1372 <sup>53</sup>	21372 <sup>70</sup>	41372	6804	26804	N/R	N/R	N/R	
-----------------	-----	---	--------------------	---------------------	-------	------	-------	-----	-----	-----	--

## MKX

V6 3.5L 213 CID		C	1516 <sup>53</sup>	21516 <sup>70</sup>	41516	6935	26935	4065	224065	N/A	3
-----------------	--	---	--------------------	---------------------	-------	------	-------	------	--------	-----	---

## MKZ

V6 3.5L 213 CID		T	1516 <sup>53</sup>	21516 <sup>70</sup>	41516	6935	26935	4065	224065	N/A	3
-----------------	--	---	--------------------	---------------------	-------	------	-------	------	--------	-----	---

## NAVIGATOR

V8 5.4L 330 CID	995	5	1372 <sup>53</sup>	21372 <sup>70</sup>	41372	9883 <sup>155</sup> 9883FR <sup>360</sup>	29883 <sup>155</sup> N/A <sup>360</sup>	N/R	N/R	N/R	4
-----------------	-----	---	--------------------	---------------------	-------	--	--	-----	-----	-----	---

## TOWN CAR

V8 4.6L 281 CID		V,W	1372 <sup>53</sup>	21372 <sup>70</sup>	41372	6134	26134	N/R	N/R	N/R	
-----------------	--	-----	--------------------	---------------------	-------	------	-------	-----	-----	-----	--

N/A = Not Available N/R = Not Required N/S = Not Servicable For cabin air locator chart, see pages 5-12 See pages 13-16 for footnotes

1) ProSelect - Normal Driving - Traditional Change Intervals 2) NAPA Gold - Severe Driving - OE Recommended intervals 3) NAPA Platinum - Harsh Driving - OE Recommend Intervals

N/A = Non disponible N/R = Non nécessaire N/S = Non réparable Voir le tableau des filtres et d'habitacle aux pages 5-12 Voir pages 13-16 pour des notes

1) NAPA ProSelect et Argent - Conduite normale - Intervalles normaux de remplacement 2) NAPA Or - Conduite difficile - Intervalles recommandés par FEO 3) NAPA Platine - Conduite très difficile - Intervalles recommandés par FEO

N/A = No disponible N/R = No requerido N/S = No Servicable Para el aire de la cabina y tabla de localización de filtro, consulte las páginas 5-12 Ver las páginas 13-16 para las notas al pie de página

1) NAPA ProSelect y Plata - Manejo normal - Intervalos normales de cambio 2) NAPA Oro - Manejo difícil - Intervalos recomendados por el OEM 3) NAPA Platino - Manejo muy difícil - Intervalos recomendados por el OEM

*Italicized Part Numbers May Not Be Available.*

Las piezas con números en *italicas* pueden no estar disponibles.

Les numéros de pièce en *italiques* peuvent ne pas être disponibles.





## LINCOLN 2007-2003

## Pass Car Light Truck - Oil - Air - Cabin

Year/Año/Année Model/Modelo/Modele Engine/Motor/Moteur	Eng. Code Código de motor Code moteur	VIN NIV NIV	GOLD Oil Aceite Huile	ProSelect Oil Aceite Huile	Platinum Oil Aceite Huile	GOLD Air Aire Air	ProSelect Air Aire Air	GOLD Cabin Air Cabina Aire Cabine Air	ProSelect Cabin Air Cabina Aire Cabine Air	Platinum Cabin Air Cabina Aire Cabine Air	Loc. Cabin Air Cabina Aire Cabine Air
--	---	-------------------	--------------------------------	-------------------------------------	------------------------------------	----------------------------	---------------------------------	--	---	--	--

## LINCOLN (Cont'd/Suite)

## 2007

## MARK LT

V8 5.4L 330 CID	995	5	1372 <sup>53</sup>	21372 <sup>70</sup>	41372	6804	26804	N/R	N/R	N/R	
-----------------	-----	---	--------------------	---------------------	-------	------	-------	-----	-----	-----	--

## MKX

V6 3.5L 213 CID		C	1516 <sup>53</sup>	21516 <sup>70</sup>	41516	6935	26935	4065	224065	N/A	3
-----------------	--	---	--------------------	---------------------	-------	------	-------	------	--------	-----	---

## MKZ

V6 3.5L 213 CID		T	1516 <sup>53</sup>	21516 <sup>70</sup>	41516	6935	26935	N/R	N/R	N/R	
-----------------	--	---	--------------------	---------------------	-------	------	-------	-----	-----	-----	--

## NAVIGATOR

V8 5.4L 330 CID	995	5	1372 <sup>53</sup>	21372 <sup>70</sup>	41372	9883 <sup>155</sup> 9883FR <sup>360</sup>	29883 <sup>155</sup> N/A <sup>360</sup>	N/R	N/R	N/R	4
-----------------	-----	---	--------------------	---------------------	-------	--	--	-----	-----	-----	---

## TOWN CAR

V8 4.6L 281 CID		V,W	1372 <sup>53</sup>	21372 <sup>70</sup>	41372	6134	26134	N/R	N/R	N/R	
-----------------	--	-----	--------------------	---------------------	-------	------	-------	-----	-----	-----	--

## 2006

## LS

V8 3.9L 242 CID		A	7302	27302	N/A	2341	22341	9378	N/A	N/A	1
-----------------	--	---	------	-------	-----	------	-------	------	-----	-----	---

## MARK LT

V8 5.4L 330 CID	995	5	1372 <sup>53</sup>	21372 <sup>70</sup>	41372	6804	26804	N/R	N/R	N/R	
-----------------	-----	---	--------------------	---------------------	-------	------	-------	-----	-----	-----	--

## NAVIGATOR

V8 5.4L 330 CID	995	5	1372 <sup>53</sup>	21372 <sup>70</sup>	41372	6804	26804	N/R	N/R	N/R	4
-----------------	-----	---	--------------------	---------------------	-------	------	-------	-----	-----	-----	---

## TOWN CAR

V8 4.6L 281 CID		V,W	1372 <sup>53</sup>	21372 <sup>70</sup>	41372	6134	26134	N/R	N/R	N/R	
-----------------	--	-----	--------------------	---------------------	-------	------	-------	-----	-----	-----	--

## ZEPHYR

V6 3.0L 181 CID		1	1372 <sup>53</sup>	21372 <sup>70</sup>	41372	9053	29053	N/R	N/R	N/R	
-----------------	--	---	--------------------	---------------------	-------	------	-------	-----	-----	-----	--

## 2005

## AVIATOR

V8 4.6L 281 CID		H	1372 <sup>53</sup>	21372 <sup>70</sup>	41372	2484	22484	N/R	N/R	N/R	
-----------------	--	---	--------------------	---------------------	-------	------	-------	-----	-----	-----	--

## LS

V6 3.0L 182 CID		S	1516 <sup>53</sup>	21516 <sup>70</sup>	41516	2341	22341	9378	N/A	N/A	1
-----------------	--	---	--------------------	---------------------	-------	------	-------	------	-----	-----	---

V8 3.9L 242 CID		A	7302	27302	N/A	2341	22341	9378	N/A	N/A	1
-----------------	--	---	------	-------	-----	------	-------	------	-----	-----	---

## NAVIGATOR

V8 5.4L 330 CID	995	5	1372 <sup>53</sup>	21372 <sup>70</sup>	41372	6804	26804	N/R	N/R	N/R	4
-----------------	-----	---	--------------------	---------------------	-------	------	-------	-----	-----	-----	---

## TOWN CAR

V8 4.6L 281 CID		W	1372 <sup>53</sup>	21372 <sup>70</sup>	41372	6134	26134	N/R	N/R	N/R	
-----------------	--	---	--------------------	---------------------	-------	------	-------	-----	-----	-----	--

## 2004

## AVIATOR

V8 4.6L 281 CID		H	1372 <sup>53</sup>	21372 <sup>70</sup>	41372	2484	22484	N/R	N/R	N/R	
-----------------	--	---	--------------------	---------------------	-------	------	-------	-----	-----	-----	--

## LS

V6 3.0L 182 CID		S	1516 <sup>53</sup>	21516 <sup>70</sup>	41516	2341	22341	9378	N/A	N/A	1
-----------------	--	---	--------------------	---------------------	-------	------	-------	------	-----	-----	---

V8 3.9L 242 CID		A	7302	27302	N/A	2341	22341	9378	N/A	N/A	1
-----------------	--	---	------	-------	-----	------	-------	------	-----	-----	---

## NAVIGATOR

V8 5.4L 330 CID	995	R	1372 <sup>53</sup>	21372 <sup>70</sup>	41372	6418	26418	N/R	N/R	N/R	4
-----------------	-----	---	--------------------	---------------------	-------	------	-------	-----	-----	-----	---

## TOWN CAR

V8 4.6L 281 CID		W	1372 <sup>53</sup>	21372 <sup>70</sup>	41372	6134	26134	N/R	N/R	N/R	
-----------------	--	---	--------------------	---------------------	-------	------	-------	-----	-----	-----	--

## 2003

## AVIATOR

V8 4.6L 281 CID		H	1372 <sup>53</sup>	21372 <sup>70</sup>	41372	2484	22484	N/R	N/R	N/R	
-----------------	--	---	--------------------	---------------------	-------	------	-------	-----	-----	-----	--

## BLACKWOOD

V8 5.4L 5400cc (Mex.)			1372 <sup>53</sup>	21372 <sup>70</sup>	41372	6418	26418	4876	224876	N/A	4
-----------------------	--	--	--------------------	---------------------	-------	------	-------	------	--------	-----	---

N/A = Not Available N/R = Not Required N/S = Not Servicable For cabin air locator chart, see pages 5-12 See pages 13-16 for footnotes

1) ProSelect - Normal Driving - Traditional Change Intervals 2) NAPA Gold - Severe Driving - OE Recommended intervals 3) NAPA Platinum - Harsh Driving - OE Recommend Intervals

N/A = Non disponible N/R = Non nécessaire N/S = Non réparable Voir le tableau des filtres et d'habitacle aux pages 5-12 Voir pages 13-16 pour des notes

1) NAPA ProSelect et Argent - Conduite normale - Intervalles normaux de remplacement 2) NAPA Or - Conduite difficile - Intervalles recommandés par FEO 3) NAPA Platine - Conduite très difficile - Intervalles recommandés par FEO

N/A = No disponible N/R = No requerido N/S = No Servicable Para el aire de la cabina y tabla de localización de filtro, consulte las páginas 5-12 Ver las páginas 13-16 para las notas al pie de página

1) NAPA ProSelect y Plata - Manejo normal - Intervalos normales de cambio 2) NAPA Oro - Manejo difícil - Intervalos recomendados por el OEM 3) NAPA Platino - Manejo muy difícil - Intervalos recomendados por el OEM

*Italicized Part Numbers May Not Be Available.*

Las piezas con números en *italicas* pueden no estar disponibles.  
Les numéros de pièce en *italiques* peuvent ne pas être disponibles.



Pass Car Light Truck - Oil - Air - Cabin

LINCOLN 2003 —  
LOTUS 2007

Year/Año/Année Model/Modelo/Modèle Engine/Motor/Moteur	Eng. Code Código de motor Code moteur	VIN NIV NIV	GOLD Oil Aceite Huile	ProSelect Oil Aceite Huile	Platinum Oil Aceite Huile	GOLD Air Aire Air	ProSelect Air Aire Air	GOLD Cabin Air Cabina Aire Cabine Air	ProSelect Cabin Air Cabina Aire Cabine Air	Platinum Cabin Air Cabina Aire Cabine Air	Loc. Cabin Air Cabina Aire Cabine Air
--	---	-------------------	--------------------------------	-------------------------------------	------------------------------------	----------------------------	---------------------------------	--	---	--	--

LINCOLN (Cont'd/Suite)

**2003** (Cont'd/Suite)

LS

V6 3.0L 182 CID		S	1516 <sup>53</sup>	21516 <sup>70</sup>	41516	2341	22341	9378	N/A	N/A	1
V8 3.9L 242 CID		A	7302	27302	N/A	2341	22341	9378	N/A	N/A	1

NAVIGATOR

V8 5.4L 330 CID	995	R	1372 <sup>53</sup>	21372 <sup>70</sup>	41372	6418	26418	N/R	N/R	N/R	4
-----------------	-----	---	--------------------	---------------------	-------	------	-------	-----	-----	-----	---

TOWN CAR

V8 4.6L 281 CID		W	1372 <sup>53</sup>	21372 <sup>70</sup>	41372	6134	26134	N/R	N/R	N/R	
-----------------	--	---	--------------------	---------------------	-------	------	-------	-----	-----	-----	--

**2002**

BLACKWOOD

V8 5.4L 330 CID	995	A	1372 <sup>53</sup>	21372 <sup>70</sup>	41372	6418	26418	4876 <sup>164</sup>	224876 <sup>164</sup>	N/A <sup>164</sup>	4
-----------------	-----	---	--------------------	---------------------	-------	------	-------	---------------------	-----------------------	--------------------	---

CONTINENTAL

V8 4.6L 281 CID		V	1372 <sup>53</sup>	21372 <sup>70</sup>	41372	6418	26418	N/A <sup>61</sup>	N/A <sup>61</sup>	N/A <sup>61</sup>	1
-----------------	--	---	--------------------	---------------------	-------	------	-------	-------------------	-------------------	-------------------	---

LS

V6 3.0L 182 CID		S	1516 <sup>53</sup>	21516 <sup>70</sup>	41516	2341	22341	4884	224884	N/A	1
V8 3.9L 242 CID		A	1228 To 7/15/02 7302 7/16/02-on	21228 To 7/15/02 27302 7/16/02-on	N/A To 7/15/02 N/A 7/16/02-on	2341	22341	4884	224884	N/A	1

NAVIGATOR

V8 5.4L 330 CID	995	R	1372 <sup>53</sup>	21372 <sup>70</sup>	41372	6418	26418	4876	224876	N/A	4
-----------------	-----	---	--------------------	---------------------	-------	------	-------	------	--------	-----	---

TOWN CAR

V8 4.6L 281 CID		W	1372 <sup>53</sup>	21372 <sup>70</sup>	41372	6134	26134	N/R	N/R	N/R	
-----------------	--	---	--------------------	---------------------	-------	------	-------	-----	-----	-----	--

**2001**

CONTINENTAL

V8 4.6L 281 CID		V	1372 <sup>53</sup>	21372 <sup>70</sup>	41372	6418	26418	N/A <sup>61</sup>	N/A <sup>61</sup>	N/A <sup>61</sup>	1
-----------------	--	---	--------------------	---------------------	-------	------	-------	-------------------	-------------------	-------------------	---

LS

V6 3.0L 182 CID		S	1516 <sup>53</sup>	21516 <sup>70</sup>	41516	2341	22341	4884	224884	N/A	1
V8 3.9L 242 CID		A	1228	21228	N/A	2341	22341	4884	224884	N/A	1

NAVIGATOR

V8 5.4L 330 CID	995	A,R	1372 <sup>53</sup>	21372 <sup>70</sup>	41372	6418	26418	4876	224876	N/A	4
-----------------	-----	-----	--------------------	---------------------	-------	------	-------	------	--------	-----	---

TOWN CAR

V8 4.6L 281 CID		W	1372 <sup>53</sup>	21372 <sup>70</sup>	41372	6134	26134	N/R	N/R	N/R	
-----------------	--	---	--------------------	---------------------	-------	------	-------	-----	-----	-----	--

LOTUS

**2009**

ELISE

L4 1.8L 1795 Super Charged	2ZZGE		7145	27145 <sup>70</sup>	47145			N/R	N/R	N/R	3
L4 1.8L 1795cc	2ZZGE	Y	7145	27145 <sup>70</sup>	47145			N/R	N/R	N/R	3

EXIGE

L4 1.8L 1795 Super Charged	2ZZGE		7145	27145 <sup>70</sup>	47145			N/R	N/R	N/R	3
----------------------------	-------	--	------	---------------------	-------	--	--	-----	-----	-----	---

**2008**

ELISE

L4 1.8L 1795 Super Charged	2ZZGE		7145	27145 <sup>70</sup>	47145			N/R	N/R	N/R	3
L4 1.8L 1795cc	2ZZGE	Y	7145	27145 <sup>70</sup>	47145	6834	26834	N/R	N/R	N/R	3

EXIGE

L4 1.8L 1795 Super Charged	2ZZGE		7145	27145 <sup>70</sup>	47145			N/R	N/R	N/R	3
----------------------------	-------	--	------	---------------------	-------	--	--	-----	-----	-----	---

**2007**

ELISE

L4 1.8L 1795cc	2ZZGE	Y	7145	27145 <sup>70</sup>	47145			N/R	N/R	N/R	3
----------------	-------	---	------	---------------------	-------	--	--	-----	-----	-----	---

N/A = Not Available N/R = Not Required N/S = Not Servicable For cabin air locator chart, see pages 5-12 See pages 13-16 for footnotes

1) ProSelect - Normal Driving - Traditional Change Intervals 2) NAPA Gold - Severe Driving - OE Recommended intervals 3) NAPA Platinum - Harsh Driving - OE Recommend Intervals

N/A = Non disponible N/R = Non nécessaire N/S = Non réparable Voir le tableau des filtres et d'habitacle aux pages 5-12 Voir pages 13-16 pour des notes

1) NAPA ProSelect et Argent - Conduite normale - Intervalles normaux de remplacement 2) NAPA Or - Conduite difficile - Intervalles recommandés par FEO 3) NAPA Platine - Conduite très difficile - Intervalles recommandés par FEO

N/A = No disponible N/R = No requerido N/S = No Servicable Para el aire de la cabina y tabla de localización de filtro, consulte las páginas 5-12 Ver las páginas 13-16 para las notas al pie de página

1) NAPA ProSelect y Plata - Manejo normal - Intervalos normales de cambio 2) NAPA Oro - Manejo difícil - Intervalos recomendados por el OEM 3) NAPA Platino - Manejo muy difícil - Intervalos recomendados por el OEM

*Italicized Part Numbers May Not Be Available.*

Las piezas con números en *italicas* pueden no estar disponibles.

Les numéros de pièce en *italiques* peuvent ne pas être disponibles.

P  
a  
s  
s  
C  
a  
r  
L  
i  
g  
h  
t  
T  
r  
u  
c  
k  
O  
i  
l  
-  
A  
i  
r  
-  
C  
a  
b  
i  
n



Year/Año/Année Model/Modelo/Modèle Engine/Motor/Moteur	Eng. Code Código de motor Code moteur	VIN NIV NIV	GOLD Oil Aceite Huile	ProSelect Oil Aceite Huile	Platinum Oil Aceite Huile	GOLD Air Aire Air	ProSelect Air Aire Air	GOLD Cabin Air Cabina Aire Cabine Air	ProSelect Cabin Air Cabina Aire Cabine Air	Platinum Cabin Air Cabina Aire Cabine Air	Loc. Cabin Air Cabina Aire Cabine Air
--	---	-------------------	--------------------------------	-------------------------------------	------------------------------------	----------------------------	---------------------------------	--	---	--	--

LOTUS (Cont'd/Suite)

**2007** (Cont'd/Suite)

EXIGE

L4 1.8L 1795cc	2ZZGE	Y	7145	27145 <sup>70</sup>	47145			N/R	N/R	N/R	3
----------------	-------	---	------	---------------------	-------	--	--	-----	-----	-----	---

**2006**

ELISE

L4 1.8L 1795cc	2ZZGE	Y	7145	27145 <sup>70</sup>	47145			N/R	N/R	N/R	3
----------------	-------	---	------	---------------------	-------	--	--	-----	-----	-----	---

EXIGE

L4 1.8L 1795cc	2ZZGE	Y	7145	27145 <sup>70</sup>	47145			N/R	N/R	N/R	3
----------------	-------	---	------	---------------------	-------	--	--	-----	-----	-----	---

**2005**

ELISE

L4 1.8L 1795cc	2ZZGE	Y	7145	27145 <sup>70</sup>	47145			N/R	N/R	N/R	3
----------------	-------	---	------	---------------------	-------	--	--	-----	-----	-----	---

MASERATI

**2022**

GHIBLI

V6 3.0L 3000CC 183CID - F160 Turbo	F160		100474	N/A	N/A	201165	N/A	230680	N/A	N/A	
V8 3.8L 3799CC 232CID Turbo	F154		100474	N/A	N/A	201165	N/A	230680	N/A	N/A	

Levante

V6 3.0L 3000CC 183CID - F160 Turbo	F160		100474	N/A	N/A	201165	N/A	230680	N/A	N/A	
V8 3.8L 3799CC 232CID Turbo	F154		100474	N/A	N/A	201165	N/A	230680	N/A	N/A	

Quattroporte

V6 3.0L 3000CC 183CID - F160 Turbo	F160		100474	N/A	N/A	201165	N/A	230680	N/A	N/A	
------------------------------------	------	--	--------	-----	-----	--------	-----	--------	-----	-----	--

**2021**

GHIBLI

V6 3.0L 3000CC 183CID - F160 Turbo	F160		100474	N/A	N/A	201165	N/A	230680	N/A	N/A	
------------------------------------	------	--	--------	-----	-----	--------	-----	--------	-----	-----	--

Levante

V6 3.0L 3000CC 183CID - F160 Turbo	F160		100474	N/A	N/A	201165	N/A	230680	N/A	N/A	
------------------------------------	------	--	--------	-----	-----	--------	-----	--------	-----	-----	--

Quattroporte

V6 3.0L 3000CC 183CID - F160 Turbo	F160		100474	N/A	N/A	201165	N/A	230680	N/A	N/A	
------------------------------------	------	--	--------	-----	-----	--------	-----	--------	-----	-----	--

**2020**

GHIBLI

V6 3.0L 3000CC 183CID - F160 Turbo	F160		100474	N/A	N/A	201165	N/A	230680	N/A	N/A	
------------------------------------	------	--	--------	-----	-----	--------	-----	--------	-----	-----	--

Levante

V6 3.0L 3000CC 183CID - F160 Turbo	F160		100474	N/A	N/A	201165	N/A	230680	N/A	N/A	
------------------------------------	------	--	--------	-----	-----	--------	-----	--------	-----	-----	--

Quattroporte

V6 3.0L 3000CC 183CID - F160 Turbo	F160		100474	N/A	N/A	201165	N/A	230680	N/A	N/A	
------------------------------------	------	--	--------	-----	-----	--------	-----	--------	-----	-----	--

**2019**

GHIBLI

V6 3.0L 3000CC 183CID - F160 Turbo	F160		100474	N/A	N/A	201165	N/A	230680	N/A	N/A	
------------------------------------	------	--	--------	-----	-----	--------	-----	--------	-----	-----	--

N/A = Not Available N/R = Not Required N/S = Not Servicable For cabin air locator chart, see pages 5-12 See pages 13-16 for footnotes

1) ProSelect - Normal Driving - Traditional Change Intervals 2) NAPA Gold - Severe Driving - OE Recommended intervals 3) NAPA Platinum - Harsh Driving - OE Recommend Intervals

N/A = Non disponible N/R = Non nécessaire N/S = Non réparable Voir le tableau des filtres et d'habitacle aux pages 5-12 Voir pages 13-16 pour des notes

1) NAPA ProSelect et Argent - Conduite normale - Intervalles normaux de remplacement 2) NAPA Or - Conduite difficile - Intervalles recommandés par FEO 3) NAPA Platine - Conduite très difficile - Intervalles recommandés par FEO

N/A = No disponible N/R = No requerido N/S = No Servicable Para el aire de la cabina y tabla de localización de filtro, consulte las páginas 5-12 Ver las páginas 13-16 para las notas al pie de página

1) NAPA ProSelect y Plata - Manejo normal - Intervalos normales de cambio 2) NAPA Oro - Manejo difícil - Intervalos recomendados por el OEM 3) NAPA Platino - Manejo muy difícil - Intervalos recomendados por el OEM

*Italicized Part Numbers May Not Be Available.*

Las piezas con números en *italicas* pueden no estar disponibles.  
Les numéros de pièce en *italiques* peuvent ne pas être disponibles.



Pass Car Light Truck - Oil - Air - Cabin

MASERATI 2018 —  
MAZDA 2022

Year/Año/Année Model/Modelo/Modèle Engine/Motor/Moteur	Eng. Code Código de motor Code moteur	VIN NIV NIV	GOLD Oil Aceite Huile	ProSelect Oil Aceite Huile	Platinum Oil Aceite Huile	GOLD Air Aire Air	ProSelect Air Aire Air	GOLD Cabin Air Cabina Aire Cabine Air	ProSelect Cabin Air Cabina Aire Cabine Air	Platinum Cabin Air Cabina Aire Cabine Air	Loc. Cabin Air Cabina Aire Cabine Air
--	---	-------------------	--------------------------------	-------------------------------------	------------------------------------	----------------------------	---------------------------------	--	---	--	--

MASERATI (Cont'd/Suite)

**2018**

**GHIBLI**

V6 3.0L 3000CC 183CID - F160 Turbo	F160		100474	N/A	N/A	201165	N/A	230680	N/A	N/A	
------------------------------------	------	--	--------	-----	-----	--------	-----	--------	-----	-----	--

**2017**

**GHIBLI**

V6 3.0L 3000CC 183CID - F160 Turbo	F160		100474	N/A	N/A	201165	N/A	230680	N/A	N/A	
------------------------------------	------	--	--------	-----	-----	--------	-----	--------	-----	-----	--

**2016**

**GHIBLI**

V6 3.0L 3000CC 183CID - F160 Turbo	F160		100474	N/A	N/A	201165	N/A	230680	N/A	N/A	
------------------------------------	------	--	--------	-----	-----	--------	-----	--------	-----	-----	--

**2015**

**GHIBLI**

V6 3.0L 3000CC 183CID - F160 Turbo	F160		100474	N/A	N/A	201165	N/A	230680	N/A	N/A	
------------------------------------	------	--	--------	-----	-----	--------	-----	--------	-----	-----	--

**2014**

**GHIBLI**

V6 3.0L 3000CC 183CID - F160 Turbo	F160		100474	N/A	N/A	201165	N/A	230680	N/A	N/A	
------------------------------------	------	--	--------	-----	-----	--------	-----	--------	-----	-----	--

MAZDA

**2023**

3

L4 2.5L 2488cc (SKYACTIV)			7002	27002	47002	201107	N/A	N/A	N/A	N/A	
L4 2.5L 2500CC 153CID Turbo			7002	27002	47002	201107	N/A	N/A	N/A	N/A	

**CX-30**

L4 2.5L 2488CC 153CID		M	7002	27002	47002	201107	N/A	N/A	N/A	N/A	
L4 2.5L 2488CC 153CID Turbo			7002	27002	47002	201107	N/A	N/A	N/A	N/A	

**CX-5**

L4 2.5L 2488CC 153CID		M	7002	27002	47002	9247	29247	4103	224103	N/A	
			7002	27002	47002	9247	29247	4103	224103	N/A	
L4 2.5L 2500CC 153CID Turbo	Skyactive	Y	7002	27002	47002	209790	N/A	4103	224103	N/A	

**CX-50**

L4 2.5L 2500CC 153CID	Skyactive-G PY-VP\$		7002	27002	47002	201107	N/A	N/A	N/A	N/A	
L4 2.5L 2500CC 153CID Turbo	Skyactive		7002	27002	47002	N/A	N/A	N/A	N/A	N/A	

**CX-9**

L4 2.5L 2500CC 153CID - Turbo			7002	27002	47002	209790	N/A	230320	2230320	4230320	
-------------------------------	--	--	------	-------	-------	--------	-----	--------	---------	---------	--

**MX-30 EV**

0.00CC Electric			N/S	N/S	N/A	N/S	N/S	N/A	N/A	N/A	
-----------------	--	--	-----	-----	-----	-----	-----	-----	-----	-----	--

**MX-5 MIATA**

L4 2.0L 2000cc 122 CID			7002	27002	47002	200424	N/A	N/A	N/A	N/A	
------------------------	--	--	------	-------	-------	--------	-----	-----	-----	-----	--

**2022**

3

L4 2.0L 1998cc (SKYACTIV)			7002	27002	47002	201107	N/A	N/A	N/A	N/A	
L4 2.5L 2488cc (SKYACTIV)			7002	27002	47002	201107	N/A	N/A	N/A	N/A	
L4 2.5L 2500CC 153CID Turbo	Skyactive		7002	27002	47002	201107	N/A	N/A	N/A	N/A	

**CX-30**

L4 2.5L 2488CC 153CID Turbo			7002	27002	47002	201107	N/A	N/A	N/A	N/A	
-----------------------------	--	--	------	-------	-------	--------	-----	-----	-----	-----	--

N/A = Not Available N/R = Not Required N/S = Not Servicable For cabin air locator chart, see pages 5-12 See pages 13-16 for footnotes

1) ProSelect - Normal Driving - Traditional Change Intervals 2) NAPA Gold - Severe Driving - OE Recommended intervals 3) NAPA Platinum - Harsh Driving - OE Recommend Intervals

N/A = Non disponible N/R = Non nécessaire N/S = Non réparable Voir le tableau des filtres et d'habitacle aux pages 5-12 Voir pages 13-16 pour des notes

1) NAPA ProSelect et Argent - Conduite normale - Intervalles normaux de remplacement 2) NAPA Or - Conduite difficile - Intervalles recommandés par FEO 3) NAPA Platine - Conduite très difficile - Intervalles recommandés par FEO

N/A = No disponible N/R = No requerido N/S = No Servicable Para el aire de la cabina y tabla de localización de filtro, consulte las páginas 5-12 Ver las páginas 13-16 para las notas al pie de página

1) NAPA ProSelect y Plata - Manejo normal - Intervalos normales de cambio 2) NAPA Oro - Manejo difícil - Intervalos recomendados por el OEM 3) NAPA Platino - Manejo muy difícil - Intervalos recomendados por el OEM

*Italicized Part Numbers May Not Be Available.*

Las piezas con números en *italicas* pueden no estar disponibles.

Les numéros de pièce en *italiques* peuvent ne pas être disponibles.

P  
a  
s  
s  
C  
a  
r  
L  
i  
g  
h  
t  
T  
r  
u  
c  
k  
O  
i  
l  
-  
A  
i  
r  
-  
C  
a  
b  
i  
n



## MAZDA 2022-2020

## Pass Car Light Truck - Oil - Air - Cabin

Year/Año/Année Model/Modelo/Modele Engine/Motor/Moteur	Eng. Code Código de motor Code moteur	VIN NIV NIV	GOLD Oil Aceite Huile	ProSelect Oil Aceite Huile	Platinum Oil Aceite Huile	GOLD Air Aire Air	ProSelect Air Aire Air	GOLD Cabin Air Cabina Aire Cabine Air	ProSelect Cabin Air Cabina Aire Cabine Air	Platinum Cabin Air Cabina Aire Cabine Air	Loc. Cabin Air Cabina Aire Cabine Air
--	---	-------------------	--------------------------------	-------------------------------------	------------------------------------	----------------------------	---------------------------------	--	---	--	--

## MAZDA (Cont'd/Suite)

## 2022 (Cont'd/Suite)

## CX-5

L4 2.5L 2488CC 153CID		M	7002	27002	47002	9247	29247	4103	224103	N/A	
L4 2.5L 2500CC 153CID Turbo	Skyactive	Y	7002	27002	47002	9247	29247	4103	224103	N/A	

## CX-9

L4 2.5L 2500CC 153CID - Turbo			7002	27002	47002	209790	N/A	230320	2230320	4230320	
-------------------------------	--	--	------	-------	-------	--------	-----	--------	---------	---------	--

## MX-30 EV

0.00CC Electric			N/S	N/S	N/A	N/S	N/S	N/A	N/A	N/A	
-----------------	--	--	-----	-----	-----	-----	-----	-----	-----	-----	--

## MX-5 MIATA

L4 2.0L 2000cc 122 CID			7002	27002	47002	200424	N/A	N/A	N/A	N/A	
------------------------	--	--	------	-------	-------	--------	-----	-----	-----	-----	--

## 2021

## 3

L4 2.0L 1998cc (SKYACTIV)			7002	27002	47002	201107	N/A	N/A	N/A	N/A	
L4 2.5L 2488cc (SKYACTIV)			7002	27002	47002	201107	N/A	N/A	N/A	N/A	
L4 2.5L 2500CC 153CID Turbo	Skyactive		7002	27002	47002	201107	N/A	N/A	N/A	N/A	

## 6

L4 2.5L 2488cc (SKYACTIV)		5	7002 <sup>2,3</sup>	27002 <sup>2,3</sup>	47002	9247	29247	4103	224103	N/A	
L4 2.5L 2500CC 153CID - Turbo			7002	27002	47002	209790	N/A	4103	224103	N/A	

## CX-3

L4 2.0L 1998cc (SKYACTIV)			7002	27002	47002	200395	2200395	230267	N/A	N/A	
---------------------------	--	--	------	-------	-------	--------	---------	--------	-----	-----	--

## CX-30

L4 2.5L 2488CC 153CID Turbo			7002	27002	47002	201107	N/A	N/A	N/A	N/A	
-----------------------------	--	--	------	-------	-------	--------	-----	-----	-----	-----	--

## CX-5

L4 2.5L 2488CC 153CID		M	7002	27002	47002	9247	29247	4103	224103	N/A	
L4 2.5L 2500CC 153CID Turbo	Skyactive	Y	7002	27002	47002	9247	29247	4103	224103	N/A	
L4 2.5L 2500CC 153CID Turbo	Skyactive	Y	7002	27002	47002	209790	N/A	4103	224103	N/A	

## CX-9

L4 2.5L 2500CC 153CID - Turbo			7002	27002	47002	209790	N/A	230320	2230320	4230320	
-------------------------------	--	--	------	-------	-------	--------	-----	--------	---------	---------	--

## MX-5 MIATA

L4 2.0L 2000cc 122 CID			7002	27002	47002	200424	N/A	N/A	N/A	N/A	
------------------------	--	--	------	-------	-------	--------	-----	-----	-----	-----	--

## 2020

## 3

L4 2.0L 1998cc (SKYACTIV)			7002	27002	47002	201107	N/A	N/A	N/A	N/A	3
L4 2.5L 2488cc (SKYACTIV)			7002	27002	47002	201107	N/A	N/A	N/A	N/A	

## 6

L4 2.5L 2488cc (SKYACTIV)		5	7002 <sup>2,3</sup>	27002 <sup>2,3</sup>	47002	9247	29247	4103	224103	N/A	
L4 2.5L 2500CC 153CID - Turbo			7002	27002	47002	209790	N/A	4103	224103	N/A	

## CX-3

L4 2.0L 1998cc (SKYACTIV)			7002	27002	47002	200395	2200395	230267	N/A	N/A	
---------------------------	--	--	------	-------	-------	--------	---------	--------	-----	-----	--

## CX-30

L4 2.5L 2488CC 153CID Turbo			7002	27002	47002	201107	N/A	N/A	N/A	N/A	
-----------------------------	--	--	------	-------	-------	--------	-----	-----	-----	-----	--

## CX-5

L4 2.5L 2488CC 153CID		M	7002	27002	47002	9247	29247	4103	224103	N/A	
L4 2.5L 2500CC 153CID Turbo	Skyactive	Y	7002	27002	47002	9247	29247	4103	224103	N/A	
L4 2.5L 2500CC 153CID Turbo	Skyactive	Y	7002	27002	47002	209790	N/A	4103	224103	N/A	

## CX-5-D

L4 2.2L 2200CC 134CID Turbo Diesel			1348 <sup>2,3</sup>	21348 <sup>2,3</sup>	41348	209790	N/A	4103	224103	N/A	
------------------------------------	--	--	---------------------	----------------------	-------	--------	-----	------	--------	-----	--

## CX-9

L4 2.5L 2500CC 153CID - Turbo			7002	27002	47002	209790	N/A	230320	2230320	4230320	
-------------------------------	--	--	------	-------	-------	--------	-----	--------	---------	---------	--

N/A = Not Available N/R = Not Required N/S = Not Servicable For cabin air locator chart, see pages 5-12 See pages 13-16 for footnotes

1) ProSelect - Normal Driving - Traditional Change Intervals 2) NAPA Gold - Severe Driving - OE Recommended intervals 3) NAPA Platinum - Harsh Driving - OE Recommend Intervals

N/A = Non disponible N/R = Non nécessaire N/S = Non réparable Voir le tableau des filtres et d'habitacle aux pages 5-12 Voir pages 13-16 pour des notes

1) NAPA ProSelect et Argent - Conduite normale - Intervalles normaux de remplacement 2) NAPA Or - Conduite difficile - Intervalles recommandés par FEO 3) NAPA Platine - Conduite très difficile - Intervalles recommandés par FEO

N/A = No disponible N/R = No requerido N/S = No Servicable Para el aire de la cabina y tabla de localización de filtro, consulte las páginas 5-12 Ver las páginas 13-16 para las notas al pie de página

1) NAPA ProSelect y Plata - Manejo normal - Intervalos normales de cambio 2) NAPA Oro - Manejo difícil - Intervalos recomendados por el OEM 3) NAPA Platino - Manejo muy difícil - Intervalos recomendados por el OEM

*Italicized Part Numbers May Not Be Available.*

Las piezas con números en *italicas* pueden no estar disponibles.  
Les numéros de pièce en *italiques* peuvent ne pas être disponibles.



Pass Car Light Truck - Oil - Air - Cabin

MAZDA 2020-2017

Year/Año/Année Model/Modelo/Modèle Engine/Motor/Moteur	Eng. Code Código de motor Code moteur	VIN NIV NIV	GOLD Oil Aceite Huile	ProSelect Oil Aceite Huile	Platinum Oil Aceite Huile	GOLD Air Aire Air	ProSelect Air Aire Air	GOLD Cabin Air Cabina Aire Cabine Air	ProSelect Cabin Air Cabina Aire Cabine Air	Platinum Cabin Air Cabina Aire Cabine Air	Loc. Cabin Air Cabina Aire Cabine Air
--	---	-------------------	--------------------------------	-------------------------------------	------------------------------------	----------------------------	---------------------------------	--	---	--	--

MAZDA (Cont'd/Suite)

**2020** (Cont'd/Suite)

**MX-5 MIATA**

L4 2.0L 2000cc 122 CID			7002	27002	47002	200424	N/A	N/A	N/A	N/A	
------------------------	--	--	------	-------	-------	--------	-----	-----	-----	-----	--

**2019**

<b>3</b>											
L4 2.0L 1998cc (SKYACTIV)			7002	27002	47002	201107	N/A	N/A	N/A	N/A	3
L4 2.5L 2488cc (SKYACTIV)			7002	27002	47002	201107	N/A	N/A	N/A	N/A	

<b>6</b>											
L4 2.5L 2488cc (SKYACTIV)		5	7002	27002	47002	9247	29247	4103	224103	N/A	
L4 2.5L 2500CC 153CID - Turbo			7002	27002	47002	209790	N/A	4103	224103	N/A	

<b>CX-3</b>											
L4 2.0L 1998cc (SKYACTIV)			7002	27002	47002	200395	2200395	230267	N/A	N/A	

<b>CX-5</b>											
L4 2.0L 1998cc (SKYACTIV)		E	7002	27002	47002	9247	29247	4103	224103	N/A	
L4 2.5L 2488CC 153CID		M	7002	27002	47002	9247	29247	4103	224103	N/A	
L4 2.5L 2500CC 153CID Turbo	Skyactive	Y	7002	27002	47002	9247	29247	4103	224103	N/A	

<b>CX-5-D</b>											
L4 2.2L 2200CC 134CID Turbo Diesel			1348 <sup>53</sup>	21348 <sup>70</sup>	41348	209790	N/A	4103	224103	N/A	

<b>CX-9</b>											
L4 2.5L 2500CC 153CID - Turbo			7002	27002	47002	209790	N/A	230320	2230320	4230320	

<b>MX-5 MIATA</b>											
L4 2.0L 2000cc 122 CID			7002	27002	47002	200424	N/A	N/A	N/A	N/A	

**2018**

<b>2</b>											
L4 1.5L 1496CC 91CID (Mex.)			N/S	N/S	N/A	N/S	N/S	4036	N/A	N/A	

<b>3</b>											
L4 2.0L 1998cc (SKYACTIV)			7002	27002	47002	9247	29247	4103	224103	N/A	3
L4 2.5L 2488cc		3	7002	27002	47002	9247	29247	4103	224103	N/A	2

<b>6</b>											
L4 2.5L 2488cc (SKYACTIV)		5	7002 <sup>53</sup>	27002 <sup>70</sup>	47002	9247	29247	4103	224103	N/A	
L4 2.5L 2500CC 153CID - Turbo			7002	27002	47002	209790	N/A	4103	224103	N/A	

<b>CX-3</b>											
L4 2.0L 1998cc (SKYACTIV)			7002	27002	47002	200395	2200395	230267	N/A	N/A	

<b>CX-5</b>											
L4 2.0L 1998cc (SKYACTIV)		E	7002	27002	47002	9247	29247	4103	224103	N/A	
L4 2.5L 2488CC 153CID Turbo		Y	7002	27002	47002	9247	29247	4103	224103	N/A	
			7002	27002	47002	9247	29247	4103	224103	N/A	

<b>CX-9</b>											
L4 2.5L 152CID Turbo			7002	27002	47002	209790	N/A	230320	2230320	4230320	

<b>MX-5 MIATA</b>											
L4 2.0L 2000cc 122 CID			7002	27002	47002	200424	N/A	N/A	N/A	N/A	

**2017**

<b>2</b>											
L4 1.5L 1496CC 91CID (Mex.)			N/S	N/S	N/A	N/S	N/S	4036	N/A	N/A	

<b>3</b>											
L4 2.0L 1998cc (SKYACTIV)		7	7002	27002	47002	9247	29247	4103	224103	N/A	3
L4 2.5L 2488cc		3	7002	27002	47002	9247	29247	4103	224103	N/A	2

<b>5</b>											
L4 2.5L 2488cc		L	1348 <sup>53</sup>	21348 <sup>70</sup>	41348	2612	22612	4482	224482	N/A	3

N/A = Not Available N/R = Not Required N/S = Not Servicable For cabin air locator chart, see pages 5-12 See pages 13-16 for footnotes  
 1) ProSelect - Normal Driving - Traditional Change Intervals 2) NAPA Gold - Severe Driving - OE Recommended intervals 3) NAPA Platinum - Harsh Driving - OE Recommend Intervals  
 N/A = Non disponible N/R = Non nécessaire N/S = Non réparable Voir le tableau des filtres et d'habitacle aux pages 5-12 Voir pages 13-16 pour des notes  
 1) NAPA ProSelect et Argent - Conduite normale - Intervalles normaux de remplacement 2) NAPA Or - Conduite difficile - Intervalles recommandés par FEO 3) NAPA Platine - Conduite très difficile - Intervalles recommandés par FEO  
 N/A = No disponible N/R = No requerido N/S = No Servicable Para el aire de la cabina y tabla de localización de filtro, consulte las páginas 5-12 Ver las páginas 13-16 para las notas al pie de página  
 1) NAPA ProSelect y Plata - Manejo normal - Intervalles normales de cambio 2) NAPA Oro - Manejo difícil - Intervalles recomendados por el OEM 3) NAPA Platino - Manejo muy difícil - Intervalles recomendados por el OEM

*Italicized Part Numbers May Not Be Available.*  
 Las piezas con números en *italicas* pueden no estar disponibles.  
 Les numéros de pièce en *italiques* peuvent ne pas être disponibles.

P  
a  
s  
s  
C  
a  
r  
L  
i  
g  
h  
t  
T  
r  
u  
c  
k  
O  
i  
l  
-  
A  
i  
r  
-  
C  
a  
b  
i  
n



MAZDA 2017-2015

Pass Car Light Truck - Oil - Air - Cabin

Year/Año/Année Model/Modelo/Modele Engine/Motor/Moteur	Eng. Code Código de motor Code moteur	VIN NIV NIV	GOLD Oil Aceite Huile	ProSelect Oil Aceite Huile	Platinum Oil Aceite Huile	GOLD Air Aire Air	ProSelect Air Aire Air	GOLD Cabin Air Cabina Aire Cabine Air	ProSelect Cabin Air Cabina Aire Cabine Air	Platinum Cabin Air Cabina Aire Cabine Air	Loc. Cabin Air Cabina Aire Cabine Air
--	---	-------------------	--------------------------------	-------------------------------------	------------------------------------	----------------------------	---------------------------------	--	---	--	--

## MAZDA (Cont'd/Suite)

## 2017 (Cont'd/Suite)

<b>6</b>											
L4 2.5L 2488cc (SKYACTIV)		5	7002 <sup>53</sup>	27002 <sup>70</sup>	47002	9247	29247	4103	224103	N/A	
<b>CX-3</b>											
L4 2.0L 1998cc (SKYACTIV)		5	7002	27002	47002	200395	2200395	230267	N/A	N/A	
<b>CX-5</b>											
L4 2.0L 1998cc (SKYACTIV)		E	7002	27002	47002	9247	29247	4103	224103	N/A	
L4 2.5L 2488CC 153CID Turbo		Y	7002	27002	47002	9247	29247	4103	224103	N/A	
			7002	27002	47002	9247	29247	4103	224103	N/A	
<b>CX-9</b>											
L4 2.5L 152CID Turbo			7002	27002	47002	209790	N/A	230320	2230320	4230320	
<b>MX-5 MIATA</b>											
L4 2.0L 2000cc 122 CID		F	7002	27002	47002	200424	N/A	N/A	N/A	N/A	

## 2016

<b>2</b>											
L4 1.5L 1496CC 91CID (Mex.)			1358 <sup>53</sup>	21358 <sup>70</sup>	41358	9640	N/A	4036	N/A	N/A	
<b>3</b>											
L4 2.0L 1998cc (SKYACTIV)		7	7002	27002	47002	9247	29247	4103	224103	N/A	3
L4 2.5L 2488cc		3	7002	27002	47002	9247	29247	4103	224103	N/A	2
<b>5</b>											
L4 2.5L 2488cc		L	1348 <sup>53</sup>	21348 <sup>70</sup>	41348	2612	22612	4482	224482	N/A	3
<b>6</b>											
L4 2.5L 2488cc (SKYACTIV)		5	7002	27002	47002	9247	29247	4103	224103	N/A	
<b>CX-3</b>											
L4 2.0L 1998cc (SKYACTIV)		5	7002	27002	47002	200395	2200395	230267	N/A	N/A	
<b>CX-5</b>											
L4 2.0L 1998cc (SKYACTIV)		E	7002	27002	47002	9247	29247	4103	224103	N/A	
L4 2.5L 2488CC 153CID Turbo		Y	7002	27002	47002	9247	29247	4103	224103	N/A	
			7002	27002	47002	9247	29247	4103	224103	N/A	
<b>CX-9</b>											
L4 2.5L 152CID Turbo			7002	27002	47002	209790	N/A	230320	2230320	4230320	
<b>MX5</b>											
2.0 Skyactiv-G (Mex.)			1348 <sup>53</sup>	21348 <sup>70</sup>	41348	N/S	N/S	N/S	N/S	N/A	
<b>MX-5 MIATA</b>											
L4 2.0L 2000cc 122 CID		F	7002	27002	47002	200424	N/A	N/A	N/A	N/A	

## 2015

<b>2</b>											
L4 1.5L 1498cc 91 CID	MZR	Y,Z	1365	21365	41365	9640	N/A	4036	N/A	N/A	2
<b>3</b>											
L4 2.0L 1998cc (SKYACTIV)		7	7002	27002	47002	9247	29247	4103	224103	N/A	3
L4 2.0L 1998cc 122 CID		8	7002	27002	47002	9247	29247	4103	224103	N/A	3
L4 2.5L 2488cc		3	7002	27002	47002	9247	29247	4103	224103	N/A	2
<b>5</b>											
L4 2.5L 2488cc		L	1348 <sup>53</sup>	21348 <sup>70</sup>	41348	2612	22612	4482	224482	N/A	3
<b>6</b>											
L4 2.5L 2488cc (SKYACTIV)		5	7002	27002	47002	9247	29247	4103	224103	N/A	
<b>CX-5</b>											
L4 2.0L 1998cc (SKYACTIV)		E	7002	27002	47002	9247	29247	4103	224103	N/A	
L4 2.5L 2488CC 153CID Turbo		Y	7002	27002	47002	9247	29247	4103	224103	N/A	
			7002	27002	47002	9247	29247	4103	224103	N/A	

N/A = Not Available N/R = Not Required N/S = Not Servicable For cabin air locator chart, see pages 5-12 See pages 13-16 for footnotes

1) ProSelect - Normal Driving - Traditional Change Intervals 2) NAPA Gold - Severe Driving - OE Recommended Intervals 3) NAPA Platinum - Harsh Driving - OE Recommend Intervals

N/A = Non disponible N/R = Non nécessaire N/S = Non réparable Voir le tableau des filtres et d'habitacle aux pages 5-12 Voir pages 13-16 pour des notes

1) NAPA ProSelect et Argent - Conduite normale - Intervalles normaux de remplacement 2) NAPA Or - Conduite difficile - Intervalles recommandés par FEO 3) NAPA Platine - Conduite très difficile - Intervalles recommandés par FEO

N/A = No disponible N/R = No requerido N/S = No Servicable Para el aire de la cabina y tabla de localización de filtro, consulte las páginas 5-12 Ver las páginas 13-16 para las notas al pie de página

1) NAPA ProSelect y Plata - Manejo normal - Intervallos normales de cambio 2) NAPA Oro - Manejo difícil - Intervallos recomendados por el OEM 3) NAPA Platino - Manejo muy difícil - Intervallos recomendados por el OEM

Italicized Part Numbers May Not Be Available.

Las piezas con números en *italicas* pueden no estar disponibles.  
Les numéros de pièce en *italiques* peuvent ne pas être disponibles.





## Pass Car Light Truck - Oil - Air - Cabin

MAZDA 2015-2013

Year/Año/Année Model/Modelo/Modèle Engine/Motor/Moteur	Eng. Code Código de motor Code moteur	VIN NIV NIV	GOLD Oil Aceite Huile	ProSelect Oil Aceite Huile	Platinum Oil Aceite Huile	GOLD Air Aire Air	ProSelect Air Aire Air	GOLD Cabin Air Cabina Aire Cabine Air	ProSelect Cabin Air Cabina Aire Cabine Air	Platinum Cabin Air Cabina Aire Cabine Air	Loc. Cabin Air Cabina Aire Cabine Air
--	---	-------------------	--------------------------------	-------------------------------------	------------------------------------	----------------------------	---------------------------------	--	---	--	--

## MAZDA (Cont'd/Suite)

## 2015 (Cont'd/Suite)

## CX-9

V6 3.7L 3726cc 227 CID		A,V	1516 <sup>53</sup>	21516 <sup>70</sup>	41516	6935	26935	4065	224065	N/A	3
------------------------	--	-----	--------------------	---------------------	-------	------	-------	------	--------	-----	---

## MX5

2.0 Skyactiv-G (Mex.)			1348 <sup>53</sup>	21348 <sup>70</sup>	41348	N/S	N/S	N/S	N/S	N/A	
-----------------------	--	--	--------------------	---------------------	-------	-----	-----	-----	-----	-----	--

## MX-5 MIATA

L4 2.0L 2000cc 122 CID		F	1348 <sup>53</sup>	21348 <sup>70</sup>	41348	2863	N/A	N/R	N/R	N/R	
------------------------	--	---	--------------------	---------------------	-------	------	-----	-----	-----	-----	--

## 2014

## 2

L4 1.5L 1498cc 91 CID	MZR	Y,Z	1365	21365	41365	9640	N/A	4036	N/A	N/A	2
-----------------------	-----	-----	------	-------	-------	------	-----	------	-----	-----	---

## 3

L4 2.0L 1998cc (SKYACTIV)		7	7002	27002	47002	9247	29247	4103	224103	N/A	3
---------------------------	--	---	------	-------	-------	------	-------	------	--------	-----	---

L4 2.5L 2488cc		3	7002	27002	47002	9247	29247	4103	224103	N/A	2
----------------	--	---	------	-------	-------	------	-------	------	--------	-----	---

## 3 SPORT

L4 2.0L 1998cc (SKYACTIV)		7,8	7002	27002	47002	9247	29247	4046	224046	N/A	3
---------------------------	--	-----	------	-------	-------	------	-------	------	--------	-----	---

## 5

L4 2.5L 2488cc		L	1348 <sup>53</sup>	21348 <sup>70</sup>	41348	2612	22612	4482	224482	N/A	3
----------------	--	---	--------------------	---------------------	-------	------	-------	------	--------	-----	---

## 6

L4 2.5L 2488cc		5	7002	27002	47002	9247	29247	4103	224103	N/A	
----------------	--	---	------	-------	-------	------	-------	------	--------	-----	--

## CX-5

L4 2.0L 1998cc (SKYACTIV)		E	7002	27002	47002	9247	29247	4103	224103	N/A	
---------------------------	--	---	------	-------	-------	------	-------	------	--------	-----	--

L4 2.5L 2488cc 153CID Turbo		Y	7002	27002	47002	9247	29247	4103	224103	N/A	
-----------------------------	--	---	------	-------	-------	------	-------	------	--------	-----	--

			7002	27002	47002	9247	29247	4103	224103	N/A	
--	--	--	------	-------	-------	------	-------	------	--------	-----	--

## CX-9

V6 3.7L 3726cc 227 CID		A,V	1516 <sup>53</sup>	21516 <sup>70</sup>	41516	6935	26935	4065	224065	N/A	3
------------------------	--	-----	--------------------	---------------------	-------	------	-------	------	--------	-----	---

## MX5

2.0 Skyactiv-G (Mex.)			1348 <sup>53</sup>	21348 <sup>70</sup>	41348	N/S	N/S	N/S	N/S	N/A	
-----------------------	--	--	--------------------	---------------------	-------	-----	-----	-----	-----	-----	--

## MX-5 MIATA

L4 2.0L 2000cc 122 CID			1348 <sup>53</sup>	21348 <sup>70</sup>	41348	2863	N/A	N/R	N/R	N/R	
------------------------	--	--	--------------------	---------------------	-------	------	-----	-----	-----	-----	--

## 2013

## 2

L4 1.5L 1498cc 91 CID	MZR	Y,Z	1365	21365	41365	9640	N/A	4036	N/A	N/A	2
-----------------------	-----	-----	------	-------	-------	------	-----	------	-----	-----	---

## 3

L4 2.0L 1998cc (SKYACTIV)		7	7002	27002	47002	9247	29247	4046	224046	N/A	3
---------------------------	--	---	------	-------	-------	------	-------	------	--------	-----	---

L4 2.0L 2000cc 122 CID		F,G	1348 <sup>53</sup>	21348 <sup>70</sup>	41348	2612	22612	4046	224046	N/A	2
------------------------	--	-----	--------------------	---------------------	-------	------	-------	------	--------	-----	---

L4 2.5L 2488cc		5,6	1348 <sup>53</sup>	21348 <sup>70</sup>	41348	2612	22612	4046	224046	N/A	2
----------------	--	-----	--------------------	---------------------	-------	------	-------	------	--------	-----	---

## 3 MAZDASPEED

L4 2.3L 2260cc Turbo	MZR	3,4	1348 <sup>53</sup>	21348 <sup>70</sup>	41348	2612	22612	4046	224046	N/A	2
----------------------	-----	-----	--------------------	---------------------	-------	------	-------	------	--------	-----	---

## 3 SPORT

L4 2.0L 1998cc (SKYACTIV)		7,8	7002	27002	47002	9247	29247	4046	224046	N/A	3
---------------------------	--	-----	------	-------	-------	------	-------	------	--------	-----	---

L4 2.0L 1998cc 122 CID		8	7002	27002	47002	9247	29247	4046	224046	N/A	3
------------------------	--	---	------	-------	-------	------	-------	------	--------	-----	---

L4 2.0L 2000cc 122 CID		F	1348 <sup>53</sup>	21348 <sup>70</sup>	41348	2612	22612	4046	224046	N/A	2
------------------------	--	---	--------------------	---------------------	-------	------	-------	------	--------	-----	---

L4 2.5L 2488cc 152 CID		5	1348 <sup>53</sup>	21348 <sup>70</sup>	41348	2612	22612	4046	224046	N/A	2
------------------------	--	---	--------------------	---------------------	-------	------	-------	------	--------	-----	---

## 5

L4 2.5L 2488cc		L	1348 <sup>53</sup>	21348 <sup>70</sup>	41348	2612	22612	4482	224482	N/A	3
----------------	--	---	--------------------	---------------------	-------	------	-------	------	--------	-----	---

## 6

L4 2.5L 2488cc		H	1348 <sup>53</sup>	21348 <sup>70</sup>	41348	9114	29114	4148	224148	N/A	3
----------------	--	---	--------------------	---------------------	-------	------	-------	------	--------	-----	---

V6 3.7L 3726cc 227 CID		B	1516 <sup>53</sup>	21516 <sup>70</sup>	41516	6935	26935	4148	224148	N/A	3
------------------------	--	---	--------------------	---------------------	-------	------	-------	------	--------	-----	---

## CX-5

L4 2.0L 1998cc (SKYACTIV)		E	7002	27002	47002	9247	29247	4103	224103	N/A	
---------------------------	--	---	------	-------	-------	------	-------	------	--------	-----	--

N/A = Not Available N/R = Not Required N/S = Not Servicable For cabin air locator chart, see pages 5-12 See pages 13-16 for footnotes

1) ProSelect - Normal Driving - Traditional Change Intervals 2) NAPA Gold - Severe Driving - OE Recommended intervals 3) NAPA Platinum - Harsh Driving - OE Recommend Intervals

N/A = Non disponible N/R = Non nécessaire N/S = Non réparable Voir le tableau des filtres et d'habitacle aux pages 5-12 Voir pages 13-16 pour des notes

1) NAPA ProSelect et Argent - Conduite normale - Intervalles normaux de remplacement 2) NAPA Or - Conduite difficile - Intervalles recommandés par FEO 3) NAPA Platine - Conduite très difficile - Intervalles recommandés par FEO

N/A = No disponible N/R = No requerido N/S = No Servicable Para el aire de la cabina y tabla de localización de filtro, consulte las páginas 5-12 Ver las páginas 13-16 para las notas al pie de página

1) NAPA ProSelect y Plata - Manejo normal - Intervalos normales de cambio 2) NAPA Oro - Manejo difícil - Intervalos recomendados por el OEM 3) NAPA Platino - Manejo muy difícil - Intervalos recomendados por el OEM

*Italicized Part Numbers May Not Be Available.*

Las piezas con números en *italicas* pueden no estar disponibles.

Les numéros de pièce en *italiques* peuvent ne pas être disponibles.

P  
a  
s  
s  
C  
a  
r  
L  
i  
g  
h  
t  
T  
r  
u  
c  
k  
O  
i  
l  
-  
A  
i  
r  
-  
C  
a  
b  
i  
n



MAZDA 2013-2011

Pass Car Light Truck - Oil - Air - Cabin

Year/Año/Année Model/Modelo/Modele Engine/Motor/Moteur	Eng. Code Código de motor Code moteur	VIN NIV NIV	GOLD Oil Aceite Huile	ProSelect Oil Aceite Huile	Platinum Oil Aceite Huile	GOLD Air Aire Air	ProSelect Air Aire Air	GOLD Cabin Air Cabina Aire Cabine Air	ProSelect Cabin Air Cabina Aire Cabine Air	Platinum Cabin Air Cabina Aire Cabine Air	Loc. Cabin Air Cabina Aire Cabine Air
--	---	-------------------	--------------------------------	-------------------------------------	------------------------------------	----------------------------	---------------------------------	--	---	--	--

## MAZDA (Cont'd/Suite)

**2013** (Cont'd/Suite)

<b>CX-7</b>											
L4 2.3L 2260cc Turbo (Mex.)	MZR	3,L	1348 <sup>53</sup>	21348 <sup>70</sup>	41348			N/A	N/A	N/A	
<b>CX-9</b>											
V6 3.7L 3726cc 227 CID		A,V	1516 <sup>53</sup>	21516 <sup>70</sup>	41516	6935	26935	4065	224065	N/A	3
<b>MX5</b>											
2.0 Skyactiv-G (Mex.)			1348 <sup>53</sup>	21348 <sup>70</sup>	41348	N/S	N/S	N/S	N/S	N/A	
<b>MX-5 MIATA</b>											
L4 2.0L 2000cc 122 CID		F	1348 <sup>53</sup>	21348 <sup>70</sup>	41348	2863	N/A	N/R	N/R	N/R	

**2012**

<b>2</b>											
L4 1.5L 1498cc 91 CID	MZR	Y,Z	1358 <sup>53</sup>	21358 <sup>70</sup>	41358	9640	N/A	4036	N/A	N/A	2
<b>3</b>											
L4 2.0L 1998cc (SKYACTIV)		7,8	7002	27002	47002	9247	29247	4046	224046	N/A	3
L4 2.0L 2000cc 122 CID		F,G	1348 <sup>53</sup>	21348 <sup>70</sup>	41348	2612	22612	4046	224046	N/A	2
L4 2.5L 2488cc		5,6	1348 <sup>53</sup>	21348 <sup>70</sup>	41348	2612	22612	4046	224046	N/A	2
<b>3 MAZDASPEED</b>											
L4 2.3L 2260cc Turbo	MZR	3,4	1348 <sup>53</sup>	21348 <sup>70</sup>	41348	2612	22612	4046	224046	N/A	2
<b>3 SPORT</b>											
L4 2.0L 1998cc (SKYACTIV)		7,8	7002	27002	47002	9247	29247	4046	224046	N/A	3
<b>5</b>											
L4 2.5L 2488cc		L	7203 Cart. 1348 <sup>53</sup> Spin-on	27203 Cart. 21348 <sup>70</sup> Spin-on	47203 Cart. 41348 Spin-on	2612	22612	4482	224482	N/A	3
<b>6</b>											
L4 2.5L 2488cc		H	7203 Cart. 1348 <sup>53</sup> Spin-on	27203 Cart. 21348 Spin-on	47203 Cart. 41348 Spin-on	9114	29114	4148	224148	N/A	3
V6 3.7L 3726cc 227 CID		B	1516 <sup>53</sup>	21516 <sup>70</sup>	41516	6935	26935	4148	224148	N/A	3
<b>CX-7</b>											
L4 2.3L 2260cc Turbo	MZR	3,L	1348 <sup>53</sup>	21348 <sup>70</sup>	41348	2885	22885	4579	224579	N/A	7
L4 2.5L 2488cc		M,5	7203 Cart. 1348 <sup>53</sup> Spin-on	27203 Cart. 21348 <sup>70</sup> Spin-on	47203 Cart. 41348 Spin-on	2885	22885	4579	224579	N/A	7
<b>CX-9</b>											
V6 3.7L 3726cc 227 CID		A,V	1516 <sup>53</sup>	21516 <sup>70</sup>	41516	6935	26935	4065	224065	N/A	3
<b>MX5</b>											
2.0 Skyactiv-G (Mex.)			1348 <sup>53</sup>	21348 <sup>70</sup>	41348	N/S	N/S	N/S	N/S	N/A	
<b>MX-5 MIATA</b>											
L4 2.0L 2000cc 122 CID		F	1348 <sup>53</sup>	21348 <sup>70</sup>	41348	2863	N/A	N/R	N/R	N/R	

**2011**

<b>2</b>											
L4 1.5L 1498cc 91 CID	MZR	Y,Z	1358 <sup>53</sup>	21358 <sup>70</sup>	41358	9640	N/A	4036	N/A	N/A	2
<b>3</b>											
L4 2.0L 2000cc 122 CID		F,G	1348 <sup>53</sup>	21348 <sup>70</sup>	41348	2612	22612	4046	224046	N/A	2
L4 2.5L 2488cc		5,6	1348 <sup>53</sup>	21348 <sup>70</sup>	41348	2612	22612	4046	224046	N/A	2
<b>3 MAZDASPEED</b>											
L4 2.3L 2260cc Turbo	MZR	3,4	1348 <sup>53</sup>	21348 <sup>70</sup>	41348	2612	22612	4046	224046	N/A	2

N/A = Not Available N/R = Not Required N/S = Not Servicable For cabin air locator chart, see pages 5-12 See pages 13-16 for footnotes

1) ProSelect - Normal Driving - Traditional Change Intervals 2) NAPA Gold - Severe Driving - OE Recommended intervals 3) NAPA Platinum - Harsh Driving - OE Recommend Intervals

N/A = Non disponible N/R = Non nécessaire N/S = Non réparable Voir le tableau des filtres et d'habitacle aux pages 5-12 Voir pages 13-16 pour des notes

1) NAPA ProSelect et Argent - Conduite normale - Intervalles normaux de remplacement 2) NAPA Or - Conduite difficile - Intervalles recommandés par FEO 3) NAPA Platine - Conduite très difficile - Intervalles recommandés par FEO

N/A = No disponible N/R = No requerido N/S = No Servicable Para el aire de la cabina y tabla de localización de filtro, consulte las páginas 5-12 Ver las páginas 13-16 para las notas al pie de página

1) NAPA ProSelect y Plata - Manejo normal - Intervalos normales de cambio 2) NAPA Oro - Manejo difícil - Intervalos recomendados por el OEM 3) NAPA Platino - Manejo muy difícil - Intervalos recomendados por el OEM

Italicized Part Numbers May Not Be Available.

Las piezas con números en *italicas* pueden no estar disponibles.  
Les numéros de pièce en *italiques* peuvent ne pas être disponibles.



## Pass Car Light Truck - Oil - Air - Cabin

MAZDA 2011-2010

Year/Año/Année Model/Modelo/Modèle Engine/Motor/Moteur	Eng. Code Código de motor Code moteur	VIN NIV NIV	GOLD Oil Aceite Huile	ProSelect Oil Aceite Huile	Platinum Oil Aceite Huile	GOLD Air Aire Air	ProSelect Air Aire Air	GOLD Cabin Air Cabina Aire Cabine Air	ProSelect Cabin Air Cabina Aire Cabine Air	Platinum Cabin Air Cabina Aire Cabine Air	Loc. Cabin Air Cabina Aire Cabine Air
--	---	-------------------	--------------------------------	-------------------------------------	------------------------------------	----------------------------	---------------------------------	--	---	--	--

## MAZDA (Cont'd/Suite)

## 2011 (Cont'd/Suite)

## 3 SPORT

L4 2.0L 1998cc (SKYACTIV)			1365 <sup>53</sup>	21365 <sup>70</sup>	41365	N/S	N/S	N/A	N/A	N/A	
---------------------------	--	--	--------------------	---------------------	-------	-----	-----	-----	-----	-----	--

## 6

L4 2.5L 2488cc		A,H	7203 Cart. 1348 <sup>53</sup> Spin-on	27203 <sup>70</sup> Cart. 21348 <sup>70</sup> Spin-on	47203 Cart. 41348 Spin-on	9114	29114	4148	224148	N/A	3
V6 3.7L 3726cc 227 CID		B	1516 <sup>53</sup>	21516 <sup>70</sup>	41516	6935	26935	4148	224148	N/A	3

## BT-50

L4 2.5L 2499cc Turbo Diesel (Mex.)			1348 <sup>53</sup>	21348 <sup>70</sup>	41348	9039	N/A	N/A	N/A	N/A	
L4 3.0L 2953cc Turbo Diesel (Mex.)			1348 <sup>53</sup>	21348 <sup>70</sup>	41348	9039	N/A	N/A	N/A	N/A	

## CX-7

L4 2.3L 2260cc Turbo	MZR	3,L	1348 <sup>53</sup>	21348 <sup>70</sup>	41348	2885	22885	4579	224579	N/A	7
L4 2.5L 2488cc		M,5	7203 Cart. 1348 <sup>53</sup> Spin-on	27203 Cart. 21348 Spin-on	47203 Cart. 41348 Spin-on	2885	22885	4579	224579	N/A	7

## CX-9

V6 3.7L 3726cc 227 CID		A,V	1516 <sup>53</sup>	21516 <sup>70</sup>	41516	6935	26935	4065	224065	N/A	3
------------------------	--	-----	--------------------	---------------------	-------	------	-------	------	--------	-----	---

## MX5

2.0 Skyactiv-G (Mex.)			1348 <sup>53</sup>	21348 <sup>70</sup>	41348	N/S	N/S	N/S	N/S	N/A	
-----------------------	--	--	--------------------	---------------------	-------	-----	-----	-----	-----	-----	--

## MX-5 MIATA

L4 2.0L 2000cc 122 CID		F	1348 <sup>53</sup>	21348 <sup>70</sup>	41348	2863	N/A	N/R	N/R	N/R	
------------------------	--	---	--------------------	---------------------	-------	------	-----	-----	-----	-----	--

## RX-8

R2 1.3L 1308cc		P,4	7356 <sup>53</sup>	27356 <sup>70</sup>	47356	6835	N/A	4826	224826	N/A	3
----------------	--	-----	--------------------	---------------------	-------	------	-----	------	--------	-----	---

## TRIBUTE

L4 2.5L 2488cc		7	1348 <sup>53</sup>	21348 <sup>70</sup>	41348	2793	22793	9466	229466	N/A	1
V6 3.0L 2954cc	99G	G	7502 <sup>53</sup>	27502 <sup>70</sup>	47502	9893	29893	9466	229466	N/A	1

## TRIBUTE HYBRID

L4 2.5L 152 CID Electric/Gas		3	7203	27203	47203	9187	29187	9466	229466	N/A	1
------------------------------	--	---	------	-------	-------	------	-------	------	--------	-----	---

## 2010

## 3

L4 2.0L 2000cc 122 CID		F,G	1348 <sup>53</sup>	21348 <sup>70</sup>	41348	2612	22612	4046	224046	N/A	2
L4 2.5L 2488cc		5,6	1348 <sup>53</sup>	21348 <sup>70</sup>	41348	2612	22612	4046	224046	N/A	2

## 3 MAZDASPEED

L4 2.3L 2260cc Turbo	MZR	3	1348 <sup>53</sup>	21348 <sup>70</sup>	41348	2612	22612	4046	224046	N/A	2
----------------------	-----	---	--------------------	---------------------	-------	------	-------	------	--------	-----	---

## 5

L4 2.3L 2260cc		3,L	7203 Cart. 1348 <sup>53</sup> Spin-on	27203 <sup>70</sup> Cart. 21348 <sup>70</sup> Spin-on	47203 Cart. 41348 Spin-on	2612	22612	4482	224482	N/A	3
----------------	--	-----	--	--	------------------------------------	------	-------	------	--------	-----	---

## 6

L4 2.5L 2488cc		A	7203 Cart. 1348 <sup>53</sup> Spin-on	27203 <sup>70</sup> Cart. 21348 <sup>70</sup> Spin-on	47203 Cart. 41348 Spin-on	9114	29114	4148	224148	N/A	3
V6 3.7L 3726cc 227 CID		B	1516 <sup>53</sup>	21516 <sup>70</sup>	41516	6935	26935	4148	224148	N/A	3

## BT-50

L4 2.5L 2499cc Turbo Diesel (Mex.)			1348 <sup>53</sup>	21348 <sup>70</sup>	41348	9039	N/A	N/A	N/A	N/A	
L4 3.0L 2953cc Turbo Diesel (Mex.)			1348 <sup>53</sup>	21348 <sup>70</sup>	41348	9039	N/A	N/A	N/A	N/A	

## CX-7

L4 2.3L 2260cc Turbo	MZR	3,L	1348 <sup>53</sup>	21348 <sup>70</sup>	41348	2885	22885	4579	224579	N/A	7
----------------------	-----	-----	--------------------	---------------------	-------	------	-------	------	--------	-----	---

N/A = Not Available N/R = Not Required N/S = Not Servicable For cabin air locator chart, see pages 5-12 See pages 13-16 for footnotes

1) ProSelect - Normal Driving - Traditional Change Intervals 2) NAPA Gold - Severe Driving - OE Recommended intervals 3) NAPA Platinum - Harsh Driving - OE Recommend Intervals

N/A = Non disponible N/R = Non nécessaire N/S = Non réparable Voir le tableau des filtres et d'habitacle aux pages 5-12 Voir pages 13-16 pour des notes

1) NAPA ProSelect et Argent - Conduite normale - Intervalles normaux de remplacement 2) NAPA Or - Conduite difficile - Intervalles recommandés par FEO 3) NAPA Platine - Conduite très difficile - Intervalles recommandés par FEO

N/A = No disponible N/R = No requerido N/S = No Servicable Para el aire de la cabina y tabla de localización de filtro, consulte las páginas 5-12 Ver las páginas 13-16 para las notas al pie de página

1) NAPA ProSelect y Plata - Manejo normal - Intervalles normales de cambio 2) NAPA Oro - Manejo difícil - Intervalles recomendados por el OEM 3) NAPA Platino - Manejo muy difícil - Intervalles recomendados por el OEM

*Italicized Part Numbers May Not Be Available.*Las piezas con números en *italicas* pueden no estar disponibles.Les numéros de pièce en *italiques* peuvent ne pas être disponibles.P  
a  
s  
s  
C  
a  
r  
L  
i  
g  
h  
t  
T  
r  
u  
c  
k  
O  
i  
l  
-  
A  
i  
r  
-  
C  
a  
b  
i  
n



MAZDA 2010-2009

Pass Car Light Truck - Oil - Air - Cabin

Year/Año/Année Model/Modelo/Modèle Engine/Motor/Moteur	Eng. Code Código de motor Code moteur	VIN NIV NIV	GOLD Oil Aceite Huile	ProSelect Oil Aceite Huile	Platinum Oil Aceite Huile	GOLD Air Aire Air	ProSelect Air Aire Air	GOLD Cabin Air Cabina Aire Cabine Air	ProSelect Cabin Air Cabina Aire Cabine Air	Platinum Cabin Air Cabina Aire Cabine Air	Loc. Cabin Air Cabina Aire Cabine Air
--	---	-------------------	--------------------------------	-------------------------------------	------------------------------------	----------------------------	---------------------------------	--	---	--	--

## MAZDA (Cont'd/Suite)

2010 (Cont'd/Suite)

## CX-7 (Cont'd/Suite)

L4 2.5L 2488cc	MZR	M,5	7203 Cart. 1348 <sup>53</sup> Spin-on	27203 Cart. 21348 <sup>70</sup> Spin-on	47203 Cart. 41348 Spin-on	2885	22885	4579	224579	N/A	7
----------------	-----	-----	--	--	------------------------------------	------	-------	------	--------	-----	---

## CX-9

V6 3.7L 3726cc 227 CID		A,V	1516 <sup>53</sup>	21516 <sup>70</sup>	41516	6935	26935	4065	224065	N/A	3
------------------------	--	-----	--------------------	---------------------	-------	------	-------	------	--------	-----	---

## MX5

2.0 Skyactiv-G (Mex.)			1348 <sup>53</sup>	21348 <sup>70</sup>	41348	N/S	N/S	N/S	N/S	N/A	
-----------------------	--	--	--------------------	---------------------	-------	-----	-----	-----	-----	-----	--

## MX-5 MIATA

L4 2.0L 2000cc 122 CID		F	1348 <sup>53</sup>	21348 <sup>70</sup>	41348	2863	N/A	N/R	N/R	N/R	
------------------------	--	---	--------------------	---------------------	-------	------	-----	-----	-----	-----	--

## PICKUP B2300

L4 2.3L 2300cc		D	1348 <sup>53</sup>	21348 <sup>70</sup>	41348	6253	26253	N/R	N/R	N/R	
----------------	--	---	--------------------	---------------------	-------	------	-------	-----	-----	-----	--

## PICKUP B4000

V6 4.0L 4016cc		E	1372 <sup>53</sup>	21372 <sup>70</sup>	41372	6253	26253	N/R	N/R	N/R	
----------------	--	---	--------------------	---------------------	-------	------	-------	-----	-----	-----	--

## RX-8

R2 1.3L 1308cc		2,4,M, P	7356 <sup>53</sup>	27356 <sup>70</sup>	47356	6835	N/A	4826	224826	N/A	3
----------------	--	-------------	--------------------	---------------------	-------	------	-----	------	--------	-----	---

## TRIBUTE

L4 2.5L 2488cc		7	7203 Cart. 1348 <sup>53</sup> Spin-on	27203 <sup>70</sup> Cart. 21348 <sup>70</sup> Spin-on	47203 Cart. 41348 Spin-on	2793	22793	9466	229466	N/A	1
----------------	--	---	--	--	------------------------------------	------	-------	------	--------	-----	---

V6 3.0L 2954cc	99G	G	7502 <sup>53</sup>	27502 <sup>70</sup>	47502	9893	29893	9466	229466	N/A	1
----------------	-----	---	--------------------	---------------------	-------	------	-------	------	--------	-----	---

## TRIBUTE HYBRID

L4 2.5L 152 CID Electric/Gas		3	1348 <sup>53</sup> Spin-on 7203 <sup>53</sup> Cart.	21348 <sup>70</sup> Spin-on 27203 <sup>70</sup> Cart.	41348 Spin-on 47203 Cart.	9187	29187	9466	229466	N/A	1
------------------------------	--	---	--	--	------------------------------------	------	-------	------	--------	-----	---

2009

3

L4 2.0L 2000cc 122 CID		F,G	1348 <sup>53</sup>	21348 <sup>70</sup>	41348	2612	22612	4482	224482	N/A	3
L4 2.3L 2260cc		3,4	7203	27203 <sup>70</sup>	47203	2612	22612	4482	224482	N/A	3

## 3 MAZDASPEED

L4 2.3L 2260cc Turbo	MZR	L,M	7203	27203 <sup>70</sup>	47203	2612	22612	4482	224482	N/A	3
----------------------	-----	-----	------	---------------------	-------	------	-------	------	--------	-----	---

5

L4 2.3L 2260cc		3,L	7203 Cart. 1348 <sup>53</sup> Spin-on	27203 <sup>70</sup> Cart. 21348 <sup>70</sup> Spin-on	47203 Cart. 41348 Spin-on	2612	22612	4482	224482	N/A	3
----------------	--	-----	--	--	------------------------------------	------	-------	------	--------	-----	---

6

L4 2.5L 2488cc		A	7203 Cart. 1348 <sup>53</sup> Spin-on	27203 <sup>70</sup> Cart. 21348 <sup>70</sup> Spin-on	47203 Cart. 41348 Spin-on	9114	29114	4148	224148	N/A	3
V6 3.7L 3726cc 227 CID		B	1516 <sup>53</sup>	21516 <sup>70</sup>	41516	6935	26935	4148	224148	N/A	3

## BT-50

L4 2.5L 2499cc Turbo Diesel (Mex.)			1348 <sup>53</sup>	21348 <sup>70</sup>	41348	9039	N/A	N/A	N/A	N/A	
L4 3.0L 2953cc Turbo Diesel (Mex.)			1348 <sup>53</sup>	21348 <sup>70</sup>	41348	9039	N/A	N/A	N/A	N/A	

## CX-7

L4 2.3L 2260cc Turbo	MZR	3,L	7203	27203 <sup>70</sup>	47203	2885	22885	4579	224579	N/A	7
----------------------	-----	-----	------	---------------------	-------	------	-------	------	--------	-----	---

## CX-9

V6 3.7L 3726cc 227 CID		A,V	1516 <sup>53</sup>	21516	41516	6935	26935	4065	224065	N/A	3
------------------------	--	-----	--------------------	-------	-------	------	-------	------	--------	-----	---

N/A = Not Available N/R = Not Required N/S = Not Servicable For cabin air locator chart, see pages 5-12 See pages 13-16 for footnotes

1) ProSelect - Normal Driving - Traditional Change Intervals 2) NAPA Gold - Severe Driving - OE Recommended Intervals 3) NAPA Platinum - Harsh Driving - OE Recommended Intervals

N/A = Non disponible N/R = Non nécessaire N/S = Non réparable Voir le tableau des filtres et d'habitacle aux pages 5-12 Voir pages 13-16 pour des notes

1) NAPA ProSelect et Argent - Conduite normale - Intervalles normaux de remplacement 2) NAPA Or - Conduite difficile - Intervalles recommandés par FEO 3) NAPA Platine - Conduite très difficile - Intervalles recommandés par FEO

N/A = No disponible N/R = No requerido N/S = No Servicable Para el aire de la cabina y tabla de localización de filtro, consulte las páginas 5-12 Ver las páginas 13-16 para las notas al pie de página

1) NAPA ProSelect y Plata - Manejo normal - Intervalles normales de cambio 2) NAPA Oro - Manejo difícil - Intervalles recomendados por el OEM 3) NAPA Platino - Manejo muy difícil - Intervalles recomendados por el OEM

Italicized Part Numbers May Not Be Available.

Las piezas con números en *italicas* pueden no estar disponibles.  
Les numéros de pièce en *italiques* peuvent ne pas être disponibles.



## Pass Car Light Truck - Oil - Air - Cabin

MAZDA 2009-2008

Year/Año/Année Model/Modelo/Modèle Engine/Motor/Moteur	Eng. Code Código de motor Code moteur	VIN NIV NIV	GOLD Oil Aceite Huile	ProSelect Oil Aceite Huile	Platinum Oil Aceite Huile	GOLD Air Aire Air	ProSelect Air Aire Air	GOLD Cabin Air Cabina Aire Cabine Air	ProSelect Cabin Air Cabina Aire Cabine Air	Platinum Cabin Air Cabina Aire Cabine Air	Loc. Cabin Air Cabina Aire Cabine Air
--	---	-------------------	--------------------------------	-------------------------------------	------------------------------------	----------------------------	---------------------------------	--	---	--	--

## MAZDA (Cont'd/Suite)

## 2009 (Cont'd/Suite)

## MX5

2.0 Skyactiv-G (Mex.)			1348 <sup>53</sup>	21348 <sup>70</sup>	41348	N/S	N/S	N/S	N/S	N/A	
-----------------------	--	--	--------------------	---------------------	-------	-----	-----	-----	-----	-----	--

## MX-5 MIATA

L4 2.0L 2000cc 122 CID	F		1348 <sup>53</sup>	21348 <sup>70</sup>	41348	2863	N/A	N/R	N/R	N/R	
------------------------	---	--	--------------------	---------------------	-------	------	-----	-----	-----	-----	--

## PICKUP B2300

L4 2.3L 2300cc	D		1348 <sup>53</sup>	21348 <sup>70</sup>	41348	6253	26253	N/R	N/R	N/R	
----------------	---	--	--------------------	---------------------	-------	------	-------	-----	-----	-----	--

## PICKUP B4000

V6 4.0L 4016cc	E		1372 <sup>53</sup>	21372 <sup>70</sup>	41372	6253	26253	N/R	N/R	N/R	
----------------	---	--	--------------------	---------------------	-------	------	-------	-----	-----	-----	--

## RX-8

R2 1.3L 1308cc	P,4		7356 <sup>53</sup>	27356 <sup>70</sup>	47356	6835	N/A	4826	224826	N/A	3
----------------	-----	--	--------------------	---------------------	-------	------	-----	------	--------	-----	---

## TRIBUTE

L4 2.5L 2488cc	7		7203 Cart. 1348 <sup>53</sup> Spin-on	27203 <sup>70</sup> Cart. 21348 <sup>70</sup> Spin-on	47203 Cart. 41348 Spin-on	2793	22793	9466	229466	N/A	1
----------------	---	--	--	--	------------------------------------	------	-------	------	--------	-----	---

V6 3.0L 2954cc	99G	G	7502 <sup>53</sup>	27502 <sup>70</sup>	47502	9893	29893	9466	229466	N/A	1
----------------	-----	---	--------------------	---------------------	-------	------	-------	------	--------	-----	---

## TRIBUTE HYBRID

L4 2.5L 152 CID Electric/Gas	3		7203 Cart. 1348 <sup>53</sup> Spin-on	27203 Cart. 21348 <sup>70</sup> Spin-on	47203 Cart. 41348 Spin-on	9187	29187	9466	229466	N/A	1
------------------------------	---	--	--	--	------------------------------------	------	-------	------	--------	-----	---

## 2008

## 3

L4 2.0L 2000cc 122 CID	F,G		1348 <sup>53</sup>	21348 <sup>70</sup>	41348	2612	22612	4482	224482	N/A	3
------------------------	-----	--	--------------------	---------------------	-------	------	-------	------	--------	-----	---

L4 2.3L 2260cc	3,4		7203	27203 <sup>70</sup>	47203	2612	22612	4482	224482	N/A	3
----------------	-----	--	------	---------------------	-------	------	-------	------	--------	-----	---

## 3 MAZDASPEED

L4 2.3L 2260cc Turbo	MZR	L,M	7203	27203	47203	2612	22612	4482	224482	N/A	3
----------------------	-----	-----	------	-------	-------	------	-------	------	--------	-----	---

## 5

L4 2.3L 2260cc	3		7203	27203 <sup>70</sup>	47203	2612	22612	4482	224482	N/A	3
----------------	---	--	------	---------------------	-------	------	-------	------	--------	-----	---

## 6

L4 2.3L 2260cc	C		7203	27203 <sup>70</sup>	47203	2825	22825	4907	224907	N/A	3
----------------	---	--	------	---------------------	-------	------	-------	------	--------	-----	---

V6 3.0L 2968cc	D		1372 <sup>53</sup>	21372 <sup>70</sup>	41372	2885	22885	4907	224907	N/A	3
----------------	---	--	--------------------	---------------------	-------	------	-------	------	--------	-----	---

## BT-50

L4 2.5L 2499cc Turbo Diesel (Mex.)			1348 <sup>53</sup>	21348 <sup>70</sup>	41348	9039	N/A	N/A	N/A	N/A	
------------------------------------	--	--	--------------------	---------------------	-------	------	-----	-----	-----	-----	--

L4 3.0L 2953cc Turbo Diesel (Mex.)			1348 <sup>53</sup>	21348 <sup>70</sup>	41348	9039	N/A	N/A	N/A	N/A	
------------------------------------	--	--	--------------------	---------------------	-------	------	-----	-----	-----	-----	--

## CX-7

L4 2.3L 2260cc Turbo	MZR	3,L	7203	27203 <sup>70</sup>	47203	2885	22885	4579	224579	N/A	7
----------------------	-----	-----	------	---------------------	-------	------	-------	------	--------	-----	---

## CX-9

V6 3.7L 3726cc 227 CID	A,V		1516 <sup>53</sup>	21516	41516	6935	26935	4065	224065	N/A	3
------------------------	-----	--	--------------------	-------	-------	------	-------	------	--------	-----	---

## MX5

2.0 Skyactiv-G (Mex.)			1348 <sup>53</sup>	21348 <sup>70</sup>	41348	N/S	N/S	N/S	N/S	N/A	
-----------------------	--	--	--------------------	---------------------	-------	-----	-----	-----	-----	-----	--

## MX-5 MIATA

L4 2.0L 2000cc 122 CID	F		1348 <sup>53</sup>	21348 <sup>70</sup>	41348	2863	N/A	N/R	N/R	N/R	
------------------------	---	--	--------------------	---------------------	-------	------	-----	-----	-----	-----	--

## PICKUP B2300

L4 2.3L 2300cc	D		1348 <sup>53</sup>	21348 <sup>70</sup>	41348	6253	26253	N/R	N/R	N/R	
----------------	---	--	--------------------	---------------------	-------	------	-------	-----	-----	-----	--

## PICKUP B3000

V6 3.0L 183 CID	U		1516 <sup>53</sup>	21516 <sup>70</sup>	41516	6253	26253	N/R	N/R	N/R	
-----------------	---	--	--------------------	---------------------	-------	------	-------	-----	-----	-----	--

## PICKUP B4000

V6 4.0L 4016cc	E		1372 <sup>53</sup>	21372 <sup>70</sup>	41372	6253	26253	N/R	N/R	N/R	
----------------	---	--	--------------------	---------------------	-------	------	-------	-----	-----	-----	--

## RX-8

R2 1.3L 1308cc	3		1365	21365 <sup>70</sup>	41365	6835	N/A	4826	224826	N/A	3
----------------	---	--	------	---------------------	-------	------	-----	------	--------	-----	---

N/A = Not Available N/R = Not Required N/S = Not Servicable For cabin air locator chart, see pages 5-12 See pages 13-16 for footnotes

1) ProSelect - Normal Driving - Traditional Change Intervals 2) NAPA Gold - Severe Driving - OE Recommended intervals 3) NAPA Platinum - Harsh Driving - OE Recommend Intervals

N/A = Non disponible N/R = Non nécessaire N/S = Non réparable Voir le tableau des filtres et d'habitacle aux pages 5-12 Voir pages 13-16 pour des notes

1) NAPA ProSelect et Argent - Conduite normale - Intervalles normaux de remplacement 2) NAPA Or - Conduite difficile - Intervalles recommandés par FEO 3) NAPA Platine - Conduite très difficile - Intervalles recommandés par FEO

N/A = No disponible N/R = No requerido N/S = No Servicable Para el aire de la cabina y tabla de localización de filtro, consulte las páginas 5-12 Ver las páginas 13-16 para las notas al pie de página

1) NAPA ProSelect y Plata - Manejo normal - Intervalos normales de cambio 2) NAPA Oro - Manejo difícil - Intervalos recomendados por el OEM 3) NAPA Platino - Manejo muy difícil - Intervalos recomendados por el OEM

*Italicized Part Numbers May Not Be Available.*

Las piezas con números en *italicas* pueden no estar disponibles.

Les numéros de pièce en *italiques* peuvent ne pas être disponibles.

P  
a  
s  
s  
C  
a  
r  
L  
i  
g  
h  
t  
T  
r  
u  
c  
k  
O  
i  
l  
-  
A  
i  
r  
-  
C  
a  
b  
i  
n



Year/Año/Année Model/Modelo/Modèle Engine/Motor/Moteur	Eng. Code Código de motor Code moteur	VIN NIV NIV	GOLD Oil Aceite Huile	ProSelect Oil Aceite Huile	Platinum Oil Aceite Huile	GOLD Air Aire Air	ProSelect Air Aire Air	GOLD Cabin Air Cabina Aire Cabine Air	ProSelect Cabin Air Cabina Aire Cabine Air	Platinum Cabin Air Cabina Aire Cabine Air	Loc. Cabin Air Cabina Aire Cabine Air
--	---	-------------------	--------------------------------	-------------------------------------	------------------------------------	----------------------------	---------------------------------	--	---	--	--

MAZDA (Cont'd/Suite)

**2008** (Cont'd/Suite)

TRIBUTE

L4 2.3L 2260cc		Z	1348 <sup>53</sup> Spin-on 7203 <sup>53</sup> Cart.	21348 <sup>70</sup> Spin-on 27203 <sup>70</sup> Cart.	41348 Spin-on 47203 Cart.	2793	22793	4816	224816	N/A	1
V6 3.0L 2954cc	99G	1	1372 <sup>53</sup>	21372 <sup>70</sup>	41372	2793	22793	4816	224816	N/A	1

TRIBUTE HYBRID

L4 2.3L 140 CID Electric/Gas		H	7203	27203 <sup>70</sup>	47203	9187	29187	9466	229466	N/A	1
------------------------------	--	---	------	---------------------	-------	------	-------	------	--------	-----	---

**2007**

<b>3</b>											
L4 2.0L 2000cc 122 CID		F,G	1348 <sup>53</sup>	21348 <sup>70</sup>	41348	2612	22612	4482	224482	N/A	3
L4 2.3L 2260cc		3,4	7203	27203 <sup>70</sup>	47203	2612	22612	4482	224482	N/A	3

**3 MAZDASPEED**

L4 2.3L 2260cc Turbo	MZR	L,M	7203	27203	47203	2612	22612	4482	224482	N/A	3
----------------------	-----	-----	------	-------	-------	------	-------	------	--------	-----	---

<b>5</b>											
L4 2.3L 2260cc		3	7203	27203 <sup>70</sup>	47203	2612	22612	4482	224482	N/A	3

<b>6</b>											
L4 2.3L 2260cc		C	7203	27203 <sup>70</sup>	47203	2825	22825	4907	224907	N/A	3
V6 3.0L 2968cc		D	1372 <sup>53</sup>	21372 <sup>70</sup>	41372	2885	22885	4907	224907	N/A	3

**6 MAZDASPEED**

L4 2.3L 2260cc Turbo	MZR	L	7203	27203	47203	2885	22885	4579	224579	N/A	
----------------------	-----	---	------	-------	-------	------	-------	------	--------	-----	--

BT-50

L4 2.5L 2499cc Turbo Diesel (Mex.)			1348 <sup>53</sup>	21348 <sup>70</sup>	41348	9039	N/A	N/A	N/A	N/A	
L4 3.0L 2953cc Turbo Diesel (Mex.)			1348 <sup>53</sup>	21348 <sup>70</sup>	41348	9039	N/A	N/A	N/A	N/A	

CX-7

L4 2.3L 2260cc Turbo	MZR	3,L	7203	27203 <sup>70</sup>	47203	2885	22885	4579	224579	N/A	7
----------------------	-----	-----	------	---------------------	-------	------	-------	------	--------	-----	---

CX-9

V6 3.5L 3500cc		Y	1516 <sup>53</sup>	21516	41516	6935	26935	4065	224065	N/A	3
----------------	--	---	--------------------	-------	-------	------	-------	------	--------	-----	---

MX5

2.0 Skyactiv-G (Mex.)			1348 <sup>53</sup>	21348 <sup>70</sup>	41348	N/S	N/S	N/S	N/S	N/A	
-----------------------	--	--	--------------------	---------------------	-------	-----	-----	-----	-----	-----	--

MX-5 MIATA

L4 2.0L 2000cc 122 CID		F	1348 <sup>53</sup>	21348 <sup>70</sup>	41348	2863	N/A	N/R	N/R	N/R	
------------------------	--	---	--------------------	---------------------	-------	------	-----	-----	-----	-----	--

PICKUP B2300

L4 2.3L 2300cc		D	1348 <sup>53</sup>	21348 <sup>70</sup>	41348	6253	26253	N/R	N/R	N/R	
----------------	--	---	--------------------	---------------------	-------	------	-------	-----	-----	-----	--

PICKUP B3000

V6 3.0L 2954cc	99G	U	1516 <sup>53</sup>	21516 <sup>70</sup>	41516	6253	26253	N/R	N/R	N/R	
----------------	-----	---	--------------------	---------------------	-------	------	-------	-----	-----	-----	--

PICKUP B4000

V6 4.0L 4016cc		E	1372 <sup>53</sup>	21372 <sup>70</sup>	41372	6253	26253	N/R	N/R	N/R	
----------------	--	---	--------------------	---------------------	-------	------	-------	-----	-----	-----	--

RX-8

R2 1.3L 1308cc		3	1365	21365 <sup>70</sup>	41365	6835	N/A	4826	224826	N/A	3
----------------	--	---	------	---------------------	-------	------	-----	------	--------	-----	---

TRIBUTE

V6 3.0L 3000cc (Mex.)			1372 <sup>53</sup>	21372 <sup>70</sup>	41372	2385	22385	N/A	N/A	N/A	
-----------------------	--	--	--------------------	---------------------	-------	------	-------	-----	-----	-----	--

**2006**

<b>3</b>											
L4 2.0L 2000cc 122 CID		F,G	1348 <sup>53</sup>	21348 <sup>70</sup>	41348	2612	22612	4482	224482	N/A	3
L4 2.3L 2260cc		3,4	7203	27203 <sup>70</sup>	47203	2612	22612	4482	224482	N/A	3

<b>5</b>											
L4 2.3L 2260cc		3	7203	27203 <sup>70</sup>	47203	2612	22612	4482	224482	N/A	3

<b>6</b>											
L4 2.3L 2260cc		C	7203	27203 <sup>70</sup>	47203	2825	22825	4907	224907	N/A	3

N/A = Not Available N/R = Not Required N/S = Not Servicable For cabin air locator chart, see pages 5-12 See pages 13-16 for footnotes

1) ProSelect - Normal Driving - Traditional Change Intervals 2) NAPA Gold - Severe Driving - OE Recommended intervals 3) NAPA Platinum - Harsh Driving - OE Recommend Intervals

N/A = Non disponible N/R = Non nécessaire N/S = Non réparable Voir le tableau des filtres et d'habitacle aux pages 5-12 Voir pages 13-16 pour des notes

1) NAPA ProSelect et Argent - Conduite normale - Intervalles normaux de remplacement 2) NAPA Or - Conduite difficile - Intervalles recommandés par FEO 3) NAPA Platine - Conduite très difficile - Intervalles recommandés par FEO

N/A = No disponible N/R = No requerido N/S = No Servicable Para el aire de la cabina y tabla de localización de filtro, consulte las páginas 5-12 Ver las páginas 13-16 para las notas al pie de página

1) NAPA ProSelect y Plata - Manejo normal - Intervalos normales de cambio 2) NAPA Oro - Manejo difícil - Intervalos recomendados por el OEM 3) NAPA Platino - Manejo muy difícil - Intervalos recomendados por el OEM

*Italicized Part Numbers May Not Be Available.*

Las piezas con números en *italicas* pueden no estar disponibles.  
Les numéros de pièce en *italiques* peuvent ne pas être disponibles.



Pass Car Light Truck - Oil - Air - Cabin

MAZDA 2006-2004

Year/Año/Année Model/Modelo/Modèle Engine/Motor/Moteur	Eng. Code Código de motor Code moteur	VIN NIV NIV	GOLD Oil Aceite Huile	ProSelect Oil Aceite Huile	Platinum Oil Aceite Huile	GOLD Air Aire Air	ProSelect Air Aire Air	GOLD Cabin Air Cabina Aire Cabine Air	ProSelect Cabin Air Cabina Aire Cabine Air	Platinum Cabin Air Cabina Aire Cabine Air	Loc. Cabin Air Cabina Aire Cabine Air
--	---	-------------------	--------------------------------	-------------------------------------	------------------------------------	----------------------------	---------------------------------	--	---	--	--

MAZDA (Cont'd/Suite)

**2006** (Cont'd/Suite)

6 (Cont'd/Suite)

V6 3.0L 2968cc		D	1372 <sup>53</sup>	21372 <sup>70</sup>	41372	2885	22885	4907	224907	N/A	3
----------------	--	---	--------------------	---------------------	-------	------	-------	------	--------	-----	---

6 MAZDASPEED

L4 2.3L 2260cc Turbo	MZR	C	7203	27203	47203	2885	22885	4579	224579	N/A	
----------------------	-----	---	------	-------	-------	------	-------	------	--------	-----	--

MPV

V6 3.0L 2954cc	99G	A	1372 <sup>53</sup>	21372 <sup>70</sup>	41372	2825	22825	4826	224826	N/A	3
----------------	-----	---	--------------------	---------------------	-------	------	-------	------	--------	-----	---

MX5

2.0 Skyactiv-G (Mex.)			1348 <sup>53</sup>	21348 <sup>70</sup>	41348	N/S	N/S	N/S	N/S	N/A	
-----------------------	--	--	--------------------	---------------------	-------	-----	-----	-----	-----	-----	--

MX-5 MIATA

L4 2.0L 2000cc 122 CID		F	1348 <sup>53</sup>	21348 <sup>70</sup>	41348	2863	N/A	N/R	N/R	N/R	
------------------------	--	---	--------------------	---------------------	-------	------	-----	-----	-----	-----	--

PICKUP B2300

L4 2.3L 2300cc		D	1348 <sup>53</sup>	21348 <sup>70</sup>	41348	6253	26253	N/R	N/R	N/R	
----------------	--	---	--------------------	---------------------	-------	------	-------	-----	-----	-----	--

PICKUP B3000

V6 3.0L 2954cc	99G	U	1516 <sup>53</sup>	21516 <sup>70</sup>	41516	6253	26253	N/R	N/R	N/R	
----------------	-----	---	--------------------	---------------------	-------	------	-------	-----	-----	-----	--

PICKUP B4000

V6 4.0L 4016cc		E	1372 <sup>53</sup>	21372 <sup>70</sup>	41372	6253	26253	N/R	N/R	N/R	
----------------	--	---	--------------------	---------------------	-------	------	-------	-----	-----	-----	--

RX-8

R2 1.3L 1308cc		3	1365	21365 <sup>70</sup>	41365	6835	N/A	4826	224826	N/A	3
----------------	--	---	------	---------------------	-------	------	-----	------	--------	-----	---

TRIBUTE

L4 2.3L 2260cc		Z	1348 <sup>53</sup>	21348 <sup>70</sup>	41348	2793	22793	4816	224816	N/A	1
V6 3.0L 2954cc	99G	1	1372 <sup>53</sup>	21372 <sup>70</sup>	41372	2793	22793	4816	224816	N/A	1

**2005**

3

L4 2.0L 2000cc 122 CID		F	1348 <sup>53</sup>	21348 <sup>70</sup>	41348	2612	22612	4482	224482	N/A	3
L4 2.3L 2260cc		3	7203	27203 <sup>70</sup>	47203	2612	22612	4482	224482	N/A	3

6

L4 2.3L 2260cc		C	7203	27203 <sup>70</sup>	47203	2825	22825	4907	224907	N/A	3
V6 3.0L 2968cc		D	1372 <sup>53</sup>	21372 <sup>70</sup>	41372	2885	22885	4907	224907	N/A	3

MIATA

L4 1.8L 1839cc		3	1365	21365 <sup>70</sup>	41365	2486	N/A	N/R	N/R	N/R	
----------------	--	---	------	---------------------	-------	------	-----	-----	-----	-----	--

MIATA MAZDASPEED

L4 1.8L 1839cc Turbo		4	1365	21365 <sup>70</sup>	41365	2486	N/A	N/R	N/R	N/R	
----------------------	--	---	------	---------------------	-------	------	-----	-----	-----	-----	--

MPV

V6 3.0L 2954cc	99G	A,J	1372 <sup>53</sup>	21372 <sup>70</sup>	41372	2825	22825	4875 4826 <sup>204</sup>	224875 224826 <sup>204</sup>	N/A N/A <sup>204</sup>	3 3
----------------	-----	-----	--------------------	---------------------	-------	------	-------	-----------------------------	---------------------------------	---------------------------	--------

PICKUP B2300

L4 2.3L 2300cc		D	1516 <sup>53</sup>	21516 <sup>70</sup>	41516	6253	26253	N/R	N/R	N/R	
----------------	--	---	--------------------	---------------------	-------	------	-------	-----	-----	-----	--

PICKUP B3000

V6 3.0L 2954cc	99G	U	1516 <sup>53</sup>	21516 <sup>70</sup>	41516	6253	26253	N/R	N/R	N/R	
----------------	-----	---	--------------------	---------------------	-------	------	-------	-----	-----	-----	--

PICKUP B4000

V6 4.0L 4016cc		E	1372 <sup>53</sup>	21372 <sup>70</sup>	41372	6253	26253	N/R	N/R	N/R	
----------------	--	---	--------------------	---------------------	-------	------	-------	-----	-----	-----	--

RX-8

R2 1.3L 1308cc		3,N	1365	21365 <sup>70</sup>	41365	6835	N/A	4826	224826	N/A	3
----------------	--	-----	------	---------------------	-------	------	-----	------	--------	-----	---

TRIBUTE

L4 2.3L 2260cc		Z	1348 <sup>53</sup>	21348 <sup>70</sup>	41348	2793	22793	4816	224816	N/A	1
V6 3.0L 2954cc	99G	1	1372 <sup>53</sup>	21372 <sup>70</sup>	41372	2793	22793	4816	224816	N/A	1

**2004**

3

L4 2.0L 2000cc 122 CID		F	1348 <sup>53</sup>	21348 <sup>70</sup>	41348	2612	22612	4482	224482	N/A	3
------------------------	--	---	--------------------	---------------------	-------	------	-------	------	--------	-----	---

N/A = Not Available N/R = Not Required N/S = Not Servicable For cabin air locator chart, see pages 5-12 See pages 13-16 for footnotes

1) ProSelect - Normal Driving - Traditional Change Intervals 2) NAPA Gold - Severe Driving - OE Recommended intervals 3) NAPA Platinum - Harsh Driving - OE Recommend Intervals

N/A = Non disponible N/R = Non nécessaire N/S = Non réparable Voir le tableau des filtres et d'habitacle aux pages 5-12 Voir pages 13-16 pour des notes

1) NAPA ProSelect et Argent - Conduite normale - Intervalles normaux de remplacement 2) NAPA Or - Conduite difficile - Intervalles recommandés par FEO 3) NAPA Platine - Conduite très difficile - Intervalles recommandés par FEO

N/A = No disponible N/R = No requerido N/S = No Servicable Para el aire de la cabina y tabla de localización de filtro, consulte las páginas 5-12 Ver las páginas 13-16 para las notas al pie de página

1) NAPA ProSelect y Plata - Manejo normal - Intervalles normales de cambio 2) NAPA Oro - Manejo difícil - Intervalles recomendados por el OEM 3) NAPA Platino - Manejo muy difícil - Intervalles recomendados por el OEM

*Italicized Part Numbers May Not Be Available.*

Las piezas con números en *italicas* pueden no estar disponibles.

Les numéros de pièce en *italiques* peuvent ne pas être disponibles.

P  
a  
s  
s  
C  
a  
r  
L  
i  
g  
h  
t  
T  
r  
u  
c  
k  
O  
i  
l  
-  
A  
i  
r  
-  
C  
a  
b  
i  
n





MAZDA 2004-2003

Pass Car Light Truck - Oil - Air - Cabin

Year/Año/Année Model/Modelo/Modèle Engine/Motor/Moteur	Eng. Code Código de motor Code moteur	VIN NIV NIV	GOLD Oil Aceite Huile	ProSelect Oil Aceite Huile	Platinum Oil Aceite Huile	GOLD Air Aire Air	ProSelect Air Aire Air	GOLD Cabin Air Cabina Aire Cabine Air	ProSelect Cabin Air Cabina Aire Cabine Air	Platinum Cabin Air Cabina Aire Cabine Air	Loc. Cabin Air Cabina Aire Cabine Air
--	---	-------------------	--------------------------------	-------------------------------------	------------------------------------	----------------------------	---------------------------------	--	---	--	--

## MAZDA (Cont'd/Suite)

**2004** (Cont'd/Suite)

## 3 (Cont'd/Suite)

L4 2.3L 2260cc		3	7203	27203 <sup>70</sup>	47203	2612	22612	4482	224482	N/A	3
----------------	--	---	------	---------------------	-------	------	-------	------	--------	-----	---

## 6

L4 2.3L 2260cc		C	7203	27203 <sup>70</sup>	47203	2825	22825	4907	224907	N/A	3
V6 3.0L 2968cc		D	1372 <sup>53</sup>	21372 <sup>70</sup>	41372	2885	22885	4907	224907	N/A	3

## AXELA

L4 2.0L 1999cc (Mex.)			1215	N/A	N/A	2612	22612	4482	224482	N/A	
-----------------------	--	--	------	-----	-----	------	-------	------	--------	-----	--

## MIATA

L4 1.8L 1839cc		3	1365	21365 <sup>70</sup>	41365	2486	N/A	N/R	N/R	N/R	
----------------	--	---	------	---------------------	-------	------	-----	-----	-----	-----	--

## MIATA MAZDASPEED

L4 1.8L 1839cc Turbo		4	1365	21365 <sup>70</sup>	41365	2486	N/A	N/R	N/R	N/R	
----------------------	--	---	------	---------------------	-------	------	-----	-----	-----	-----	--

## MPV

V6 3.0L 2954cc	99G	A,J	1372 <sup>53</sup>	21372 <sup>70</sup>	41372	2825	22825	4875 4826 <sup>204</sup>	224875 224826 <sup>204</sup>	N/A N/A <sup>204</sup>	3 3
----------------	-----	-----	--------------------	---------------------	-------	------	-------	-----------------------------	---------------------------------	---------------------------	--------

## PICKUP B2300

L4 2.3L 2300cc		D	1516 <sup>53</sup>	21516 <sup>70</sup>	41516	6253	26253	N/R	N/R	N/R	
----------------	--	---	--------------------	---------------------	-------	------	-------	-----	-----	-----	--

## PICKUP B3000

V6 3.0L 2954cc	99G	U	1516 <sup>53</sup>	21516 <sup>70</sup>	41516	6253	26253	N/R	N/R	N/R	
V6 3.0L 2954cc Flex	99G	V	1516 <sup>53</sup>	21516 <sup>70</sup>	41516	6253	26253	N/R	N/R	N/R	

## PICKUP B4000

V6 4.0L 4016cc		E	1372 <sup>53</sup>	21372 <sup>70</sup>	41372	6253	26253	N/R	N/R	N/R	
----------------	--	---	--------------------	---------------------	-------	------	-------	-----	-----	-----	--

## RX-8

R2 1.3L 1308cc			1365	21365 <sup>70</sup>	41365	6835	N/A	4826	224826	N/A	3
----------------	--	--	------	---------------------	-------	------	-----	------	--------	-----	---

## TRIBUTE

L4 2.0L 1991cc		B	1516 <sup>53</sup>	21516 <sup>70</sup>	41516	2793	22793	4816	224816	N/A	1
V6 3.0L 2954cc	99G	1	1372 <sup>53</sup>	21372 <sup>70</sup>	41372	2793	22793	4816	224816	N/A	1

**2003**

## 6

L4 2.3L 2260cc		C	7203	27203 <sup>70</sup>	47203	2825	22825	4907	224907	N/A	3
V6 3.0L 2968cc		D	1372 <sup>53</sup>	21372 <sup>70</sup>	41372	2885	22885	4907	224907	N/A	3

## MIATA

L4 1.8L 1839cc		3	1365	21365 <sup>70</sup>	41365	2486	N/A	N/R	N/R	N/R	
----------------	--	---	------	---------------------	-------	------	-----	-----	-----	-----	--

## MPV

V6 3.0L 2954cc	99G	A,J	1372 <sup>53</sup>	21372 <sup>70</sup>	41372	2825	22825	4875 4826 <sup>204</sup>	224875 224826 <sup>204</sup>	N/A N/A <sup>204</sup>	3 3
----------------	-----	-----	--------------------	---------------------	-------	------	-------	-----------------------------	---------------------------------	---------------------------	--------

## PICKUP B2300

L4 2.3L 2300cc		D	1516 <sup>53</sup>	21516 <sup>70</sup>	41516	6253	26253	N/R	N/R	N/R	
----------------	--	---	--------------------	---------------------	-------	------	-------	-----	-----	-----	--

## PICKUP B3000

V6 3.0L 2954cc	99G	U	1516 <sup>53</sup>	21516 <sup>70</sup>	41516	6253	26253	N/R	N/R	N/R	
V6 3.0L 2954cc Flex	99G	V	1516 <sup>53</sup>	21516 <sup>70</sup>	41516	6253	26253	N/R	N/R	N/R	

## PICKUP B4000

V6 4.0L 4016cc		E	1372 <sup>53</sup>	21372 <sup>70</sup>	41372	6253	26253	N/R	N/R	N/R	
----------------	--	---	--------------------	---------------------	-------	------	-------	-----	-----	-----	--

## PROTEGE

L4 1.6L 1598cc		2	1365	21365 <sup>70</sup>	41365	6105	26105	N/R	N/R	N/R	
L4 2.0L 2000cc 122 CID		5	1365	21365 <sup>70</sup>	41365	6105	26105	N/R	N/R	N/R	

## TRIBUTE

L4 2.0L 1991cc		B	1516 <sup>53</sup>	21516 <sup>70</sup>	41516	2793	22793	4816	224816	N/A	1
V6 3.0L 2954cc	99G	1	1372 <sup>53</sup>	21372	41372	2793	22793	4816	224816	N/A	1

N/A = Not Available N/R = Not Required N/S = Not Servicable For cabin air locator chart, see pages 5-12 See pages 13-16 for footnotes

1) ProSelect - Normal Driving - Traditional Change Intervals 2) NAPA Gold - Severe Driving - OE Recommended intervals 3) NAPA Platinum - Harsh Driving - OE Recommend Intervals

N/A = Non disponible N/R = Non nécessaire N/S = Non réparable Voir le tableau des filtres et d'habitacle aux pages 5-12 Voir pages 13-16 pour des notes

1) NAPA ProSelect et Argent - Conduite normale - Intervalles normaux de remplacement 2) NAPA Or - Conduite difficile - Intervalles recommandés par FEO 3) NAPA Platine - Conduite très difficile - Intervalles recommandés par FEO

N/A = No disponible N/R = No requerido N/S = No Servicable Para el aire de la cabina y tabla de localización de filtro, consulte las páginas 5-12 Ver las páginas 13-16 para las notas al pie de página

1) NAPA ProSelect y Plata - Manejo normal - Intervalos normales de cambio 2) NAPA Oro - Manejo difícil - Intervalos recomendados por el OEM 3) NAPA Platino - Manejo muy difícil - Intervalos recomendados por el OEM

*Italicized Part Numbers May Not Be Available.*Las piezas con números en *italicas* pueden no estar disponibles.  
Les numéros de pièce en *italiques* peuvent ne pas être disponibles.



Pass Car Light Truck - Oil - Air - Cabin

MAZDA 2002-2001

Year/Año/Année Model/Modelo/Modèle Engine/Motor/Moteur	Eng. Code Código de motor Code moteur	VIN NIV NIV	GOLD Oil Aceite Huile	ProSelect Oil Aceite Huile	Platinum Oil Aceite Huile	GOLD Air Aire Air	ProSelect Air Aire Air	GOLD Cabin Air Cabina Aire Cabine Air	ProSelect Cabin Air Cabina Aire Cabine Air	Platinum Cabin Air Cabina Aire Cabine Air	Loc. Cabin Air Cabina Aire Cabine Air
--	---	-------------------	--------------------------------	-------------------------------------	------------------------------------	----------------------------	---------------------------------	--	---	--	--

MAZDA (Cont'd/Suite)

**2002**

626

L4 2.0L 1991cc			1365	21365 <sup>70</sup>	41365	N/A <sup>61</sup>	N/A <sup>61</sup>	N/A	N/A	N/A	
V6 2.5L 2497cc			1356	21356 <sup>70</sup>	41356	N/A <sup>61</sup>	N/A <sup>61</sup>	N/A	N/A	N/A	

MIATA

L4 1.8L 1839cc			1365	21365 <sup>70</sup>	41365	2486	N/A	N/R	N/R	N/R	
----------------	--	--	------	---------------------	-------	------	-----	-----	-----	-----	--

MILLENNIA

V6 2.3L 2255cc Super Charged			1356	21356 <sup>70</sup>	41356	6273	26273	N/A <sup>61</sup>	N/A <sup>61</sup>	N/A <sup>61</sup>	3
V6 2.5L 2497cc			1356	21356 <sup>70</sup>	41356	6028	26028	N/A <sup>61</sup>	N/A <sup>61</sup>	N/A <sup>61</sup>	3

MPV

V6 3.0L 2954cc	99G	A,J	1372 <sup>53</sup>	21372 <sup>70</sup>	41372	2825	22825	4875 <sup>203</sup> 4826 <sup>204</sup>	224875 <sup>203</sup> 224826 <sup>204</sup>	N/A <sup>203</sup> N/A <sup>204</sup>	3 3
----------------	-----	-----	--------------------	---------------------	-------	------	-------	--	--	--	--------

PICKUP B2300

L4 2.3L 2300cc		D	1516 <sup>53</sup>	21516 <sup>70</sup>	41516	6253	26253	N/R	N/R	N/R	
----------------	--	---	--------------------	---------------------	-------	------	-------	-----	-----	-----	--

PICKUP B3000

V6 3.0L 2954cc	99G	U	1516 <sup>53</sup>	21516 <sup>70</sup>	41516	6253	26253	N/R	N/R	N/R	
V6 3.0L 2954cc Flex	99G	V	1516 <sup>53</sup>	21516 <sup>70</sup>	41516	6253	26253	N/R	N/R	N/R	

PICKUP B4000

V6 4.0L 4016cc		E	1372 <sup>53</sup>	21372 <sup>70</sup>	41372	6253	26253	N/R	N/R	N/R	
----------------	--	---	--------------------	---------------------	-------	------	-------	-----	-----	-----	--

PROTEGE

L4 1.6L 1598cc		2	1365	21365 <sup>70</sup>	41365	6105	26105	N/R	N/R	N/R	
L4 2.0L 2000cc 122 CID			1365	21365 <sup>70</sup>	41365	6105	26105	N/R	N/R	N/R	

TRIBUTE

L4 2.0L 1991cc		B	1516 <sup>53</sup>	21516 <sup>70</sup>	41516	2793	22793	4816	224816	N/A	1
V6 3.0L 2954cc	99G	1	1372 <sup>53</sup>	21372	41372	2793	22793	4816	224816	N/A	1

**2001**

626

L4 2.0L 1991cc			1365	21365 <sup>70</sup>	41365	N/A <sup>61</sup>	N/A <sup>61</sup>	N/A	N/A	N/A	
V6 2.5L 2497cc			1356	21356 <sup>70</sup>	41356	N/A <sup>61</sup>	N/A <sup>61</sup>	N/A	N/A	N/A	

MIATA

L4 1.8L 1839cc			1365	21365 <sup>70</sup>	41365	2486	N/A	N/R	N/R	N/R	
----------------	--	--	------	---------------------	-------	------	-----	-----	-----	-----	--

MILLENNIA

V6 2.3L 2255cc Super Charged			1356	21356 <sup>70</sup>	41356	6273	26273	N/A <sup>61</sup>	N/A <sup>61</sup>	N/A <sup>61</sup>	3
V6 2.5L 2497cc			1356	21356 <sup>70</sup>	41356	6028	26028	N/A <sup>61</sup>	N/A <sup>61</sup>	N/A <sup>61</sup>	3

MPV

V6 2.5L 2497cc			1372 <sup>53</sup>	21372 <sup>70</sup>	41372	2825	22825	4875 <sup>203</sup> 4826 <sup>204</sup>	224875 <sup>203</sup> 224826 <sup>204</sup>	N/A <sup>203</sup> N/A <sup>204</sup>	3 3
----------------	--	--	--------------------	---------------------	-------	------	-------	--	--	--	--------

PICKUP B2300

L4 2.3L 2300cc		D	1516 <sup>53</sup>	21516 <sup>70</sup>	41516	6253	26253	N/R	N/R	N/R	
----------------	--	---	--------------------	---------------------	-------	------	-------	-----	-----	-----	--

PICKUP B2500

L4 2.5L 2492cc		C	1516 <sup>53</sup>	21516 <sup>70</sup>	41516	6253	26253	N/R	N/R	N/R	
----------------	--	---	--------------------	---------------------	-------	------	-------	-----	-----	-----	--

PICKUP B3000

V6 3.0L 2954cc	99G	U	1516 <sup>53</sup>	21516 <sup>70</sup>	41516	6253	26253	N/R	N/R	N/R	
V6 3.0L 2954cc Flex	99G	V	1516 <sup>53</sup>	21516 <sup>70</sup>	41516	6253	26253	N/R	N/R	N/R	

PICKUP B4000

V6 4.0L 4016cc		E,X	1372 <sup>53</sup> Metric Thd. 1515 <sup>53</sup> Std. Thd.	21372 <sup>70</sup> Metric Thd. 21515 <sup>70</sup> Std. Thd.	41372 Metric Thd. 41515 Std. Thd.	6253	26253	N/R	N/R	N/R	
----------------	--	-----	--	--	--	------	-------	-----	-----	-----	--

PROTEGE

L4 1.6L 1598cc			1365	21365 <sup>70</sup>	41365	6105	26105	N/R	N/R	N/R	
L4 2.0L 2000cc 122 CID			1365	21365 <sup>70</sup>	41365	6105	26105	N/R	N/R	N/R	

N/A = Not Available N/R = Not Required N/S = Not Servicable For cabin air locator chart, see pages 5-12 See pages 13-16 for footnotes

1) ProSelect - Normal Driving - Traditional Change Intervals 2) NAPA Gold - Severe Driving - OE Recommended intervals 3) NAPA Platinum - Harsh Driving - OE Recommend Intervals

N/A = Non disponible N/R = Non nécessaire N/S = Non réparable Voir le tableau des filtres et d'habitacle aux pages 5-12 Voir pages 13-16 pour des notes

1) NAPA ProSelect et Argent - Conduite normale - Intervalles normaux de remplacement 2) NAPA Or - Conduite difficile - Intervalles recommandés par FEO 3) NAPA Platine - Conduite très difficile - Intervalles recommandés par FEO

N/A = No disponible N/R = No requerido N/S = No Servicable Para el aire de la cabina y tabla de localización de filtro, consulte las páginas 5-12 Ver las páginas 13-16 para las notas al pie de página

1) NAPA ProSelect y Plata - Manejo normal - Intervalos normales de cambio 2) NAPA Oro - Manejo difícil - Intervalos recomendados por el OEM 3) NAPA Platino - Manejo muy difícil - Intervalos recomendados por el OEM

*Italicized Part Numbers May Not Be Available.*

Las piezas con números en *italicas* pueden no estar disponibles.

Les numéros de pièce en *italiques* peuvent ne pas être disponibles.

P  
a  
s  
s  
C  
a  
r  
L  
i  
g  
h  
t  
T  
r  
u  
c  
k  
O  
i  
l  
-  
A  
i  
r  
-  
C  
a  
b  
i  
n



Year/Año/Année Model/Modelo/Modele Engine/Motor/Moteur	Eng. Code Código de motor Code moteur	VIN NIV NIV	GOLD Oil Aceite Huile	ProSelect Oil Aceite Huile	Platinum Oil Aceite Huile	GOLD Air Aire Air	ProSelect Air Aire Air	GOLD Cabin Air Cabina Aire Cabine Air	ProSelect Cabin Air Cabina Aire Cabine Air	Platinum Cabin Air Cabina Aire Cabine Air	Loc. Cabin Air Cabina Aire Cabine Air
--	---	-------------------	--------------------------------	-------------------------------------	------------------------------------	----------------------------	---------------------------------	--	---	--	--

MAZDA (Cont'd/Suite)

**2001** (Cont'd/Suite)

TRIBUTE

L4 2.0L 1991cc		B	1516 <sup>53</sup>	21516 <sup>70</sup>	41516	2793	22793	4816	224816	N/A	1
V6 3.0L 2954cc	99G	1	1372 <sup>53</sup>	21372 <sup>70</sup>	41372	2793	22793	4816	224816	N/A	1

MERCEDES BENZ

**2023**

AMG GT

V8 4.0L 3982cc Turbo			100077	2100077	N/A	200389(2)	N/A	9357	229357	N/A	
----------------------	--	--	--------	---------	-----	-----------	-----	------	--------	-----	--

AMG GT 43

L6 3.0L 3000CC 183CID Turbo						201173	N/A	N/A	N/A	N/A	
-----------------------------	--	--	--	--	--	--------	-----	-----	-----	-----	--

AMG GT 53

L6 3.0L 3000CC 183CID Turbo						201173	N/A	N/A	N/A	N/A	
-----------------------------	--	--	--	--	--	--------	-----	-----	-----	-----	--

AMG GT 63

V8 4.0L 3982cc Turbo			100077	2100077	N/A	201086 Right 201087 Left	N/A Right N/A Left	N/A	N/A	N/A	
----------------------	--	--	--------	---------	-----	-----------------------------------	-----------------------------	-----	-----	-----	--

AMG GT 63 S

V8 4.0L 3982cc Turbo			100077	2100077	N/A	201086 Right 201087 Left	N/A Right N/A Left	N/A	N/A	N/A	
----------------------	--	--	--------	---------	-----	-----------------------------------	-----------------------------	-----	-----	-----	--

AMG GT Black Series Coupe

V8 4.0L 3982cc Turbo			100077	2100077	N/A	200389(2)	N/A	9357	229357	N/A	
----------------------	--	--	--------	---------	-----	-----------	-----	------	--------	-----	--

AMG GT C

V8 4.0L 3982cc Turbo			100077	2100077	N/A	200389(2)	N/A	9357	229357	N/A	
----------------------	--	--	--------	---------	-----	-----------	-----	------	--------	-----	--

C300

L4 2.0L Turbo Electric/Gas	M254		100760	N/A	N/A	N/A	N/A	230124	N/A	N/A	
----------------------------	------	--	--------	-----	-----	-----	-----	--------	-----	-----	--

C300 4MATIC

L4 2.0L Turbo Electric/Gas	M254		100760	N/A	N/A	N/A	N/A	230124	N/A	N/A	
----------------------------	------	--	--------	-----	-----	-----	-----	--------	-----	-----	--

C43 AMG

L4 2.0L Turbo Electric/Gas	M254		100760	N/A	N/A	N/A	N/A	230124	N/A	N/A	
----------------------------	------	--	--------	-----	-----	-----	-----	--------	-----	-----	--

CLA250

L4 2.0L 1991cc Turbo	270.920		107515	N/A	4107515	200312	N/A	230130	2230130	N/A	6
----------------------	---------	--	--------	-----	---------	--------	-----	--------	---------	-----	---

CLA35 AMG

L4 2.0L 1991cc Turbo	270.920		107515	N/A	4107515	200312	N/A	230130	2230130	N/A	6
----------------------	---------	--	--------	-----	---------	--------	-----	--------	---------	-----	---

CLA45 AMG

L4 2.0L 1991cc Turbo	270.920		100077	2100077	N/A	200952	N/A	230130	2230130	N/A	6
----------------------	---------	--	--------	---------	-----	--------	-----	--------	---------	-----	---

CLS 450

L6 3.0L 3000CC 183CID Turbo						201173	N/A	230124	N/A	N/A	
-----------------------------	--	--	--	--	--	--------	-----	--------	-----	-----	--

CLS 450 4MATIC

L6 3.0L 3000CC 183CID Turbo						201173	N/A	230124	N/A	N/A	
-----------------------------	--	--	--	--	--	--------	-----	--------	-----	-----	--

CLS 53 AMG

L6 3.0L 3000CC 183CID Turbo						201173	N/A	230124	N/A	N/A	
-----------------------------	--	--	--	--	--	--------	-----	--------	-----	-----	--

E350

L4 2.0L 1991CC 121CID Turbo	264.920		107515	N/A	4107515	200548	2200548	N/A	N/A	N/A	
-----------------------------	---------	--	--------	-----	---------	--------	---------	-----	-----	-----	--

E350 4MATIC

L4 2.0L 1991CC 121CID Turbo	264.920		107515	N/A	4107515	200548	2200548	N/A	N/A	N/A	
-----------------------------	---------	--	--------	-----	---------	--------	---------	-----	-----	-----	--

E450

L6 3.0L 3000CC 183CID Turbo						201173(2)	N/A	N/A	N/A	N/A	
-----------------------------	--	--	--	--	--	-----------	-----	-----	-----	-----	--

N/A = Not Available N/R = Not Required N/S = Not Servicable For cabin air locator chart, see pages 5-12 See pages 13-16 for footnotes

1) ProSelect - Normal Driving - Traditional Change Intervals 2) NAPA Gold - Severe Driving - OE Recommended intervals 3) NAPA Platinum - Harsh Driving - OE Recommend Intervals

N/A = Non disponible N/R = Non nécessaire N/S = Non réparable Voir le tableau des filtres et d'habitacle aux pages 5-12 Voir pages 13-16 pour des notes

1) NAPA ProSelect et Argent - Conduite normale - Intervalles normaux de remplacement 2) NAPA Or - Conduite difficile - Intervalles recommandés par FEO 3) NAPA Platine - Conduite très difficile - Intervalles recommandés par FEO

N/A = No disponible N/R = No requerido N/S = No Servicable Para el aire de la cabina y tabla de localización de filtro, consulte las páginas 5-12 Ver las páginas 13-16 para las notas al pie de página

1) NAPA ProSelect y Plata - Manejo normal - Intervalos normales de cambio 2) NAPA Oro - Manejo difícil - Intervalos recomendados por el OEM 3) NAPA Platino - Manejo muy difícil - Intervalos recomendados por el OEM

*Italicized Part Numbers May Not Be Available.*

Las piezas con números en *italicas* pueden no estar disponibles.  
Les numéros de pièce en *italiques* peuvent ne pas être disponibles.



Pass Car Light Truck - Oil - Air - Cabin

MERCEDES BENZ 2023

Year/Año/Année Model/Modelo/Modèle Engine/Motor/Moteur	Eng. Code Código de motor Code moteur	VIN NIV NIV	GOLD Oil Aceite Huile	ProSelect Oil Aceite Huile	Platinum Oil Aceite Huile	GOLD Air Aire Air	ProSelect Air Aire Air	GOLD Cabin Air Cabina Aire Cabine Air	ProSelect Cabin Air Cabina Aire Cabine Air	Platinum Cabin Air Cabina Aire Cabine Air	Loc. Cabin Air Cabina Aire Cabine Air
--	---	-------------------	--------------------------------	-------------------------------------	------------------------------------	----------------------------	---------------------------------	--	---	--	--

MERCEDES BENZ (Cont'd/Suite)

**2023** (Cont'd/Suite)

**E450 4MATIC All-Terrain Wagon**

L6 3.0L 3000CC 183CID Turbo						201173(2)	N/A	N/A	N/A	N/A	
-----------------------------	--	--	--	--	--	-----------	-----	-----	-----	-----	--

**E53 AMG**

L6 3.0L 3000CC 183CID Turbo						201173	N/A	230124 <sup>79</sup>	N/A <sup>79</sup>	N/A <sup>79</sup>	
-----------------------------	--	--	--	--	--	--------	-----	----------------------	-------------------	-------------------	--

**E63 AMG**

V8 4.0L 3982cc Turbo			100077	2100077	N/A	201086 Right 201087 Left	N/A Right N/A Left	230124	N/A	N/A	
----------------------	--	--	--------	---------	-----	-----------------------------------	-----------------------------	--------	-----	-----	--

**E63 AMG S**

V8 4.0L 3982cc Turbo			100077	2100077	N/A	201086 Right 201087 Left	N/A Right N/A Left	230124 <sup>79</sup>	N/A <sup>79</sup>	N/A <sup>79</sup>	
----------------------	--	--	--------	---------	-----	-----------------------------------	-----------------------------	----------------------	-------------------	-------------------	--

**EQB 250**

0 Electric			N/S	N/S	N/A	N/S	N/S	230654 <sup>78</sup>	N/A <sup>78</sup>	N/A <sup>78</sup>	
------------	--	--	-----	-----	-----	-----	-----	----------------------	-------------------	-------------------	--

**EQB 300**

0 Electric			N/S	N/S	N/A	N/S	N/S	230654 <sup>78</sup>	N/A <sup>78</sup>	N/A <sup>78</sup>	
------------	--	--	-----	-----	-----	-----	-----	----------------------	-------------------	-------------------	--

**EQB 350**

0 Electric			N/S	N/S	N/A	N/S	N/S	230654 <sup>78</sup>	N/A <sup>78</sup>	N/A <sup>78</sup>	
------------	--	--	-----	-----	-----	-----	-----	----------------------	-------------------	-------------------	--

**EQE 350**

0 Electric			N/S	N/S	N/A	N/S	N/S	N/A	N/A	N/A	
------------	--	--	-----	-----	-----	-----	-----	-----	-----	-----	--

**EQE 350 plus**

0 Electric			N/S	N/S	N/A	N/S	N/S	N/A	N/A	N/A	
------------	--	--	-----	-----	-----	-----	-----	-----	-----	-----	--

**EQE 500**

0 Electric			N/S	N/S	N/A	N/S	N/S	N/A	N/A	N/A	
------------	--	--	-----	-----	-----	-----	-----	-----	-----	-----	--

**EQE 53 AMG**

0 Electric			N/S	N/S	N/A	N/S	N/S	N/A	N/A	N/A	
------------	--	--	-----	-----	-----	-----	-----	-----	-----	-----	--

**EQS 450**

0 Electric			N/S	N/S	N/A	N/S	N/S	N/A N/A	N/A N/A	N/A N/A	
------------	--	--	-----	-----	-----	-----	-----	------------	------------	------------	--

**EQS 53 AMG**

0 Electric			N/S	N/S	N/A	N/S	N/S	N/A	N/A	N/A	
------------	--	--	-----	-----	-----	-----	-----	-----	-----	-----	--

**EQS 580**

0 Electric			N/S	N/S	N/A	N/S	N/S	N/A N/A	N/A N/A	N/A N/A	
------------	--	--	-----	-----	-----	-----	-----	------------	------------	------------	--

**GLA 250 4MATIC**

L4 2.0L 1991cc Turbo	270.920		107515	N/A	4107515	200312	N/A	230130	2230130	N/A	6
----------------------	---------	--	--------	-----	---------	--------	-----	--------	---------	-----	---

**GLA250**

L4 2.0L 1991cc Turbo	270.920		107515	N/A	4107515	200312	N/A	230654 <sup>78</sup>	N/A <sup>78</sup>	N/A <sup>78</sup>	6
----------------------	---------	--	--------	-----	---------	--------	-----	----------------------	-------------------	-------------------	---

**GLA35 AMG**

L4 2.0L 1991cc Turbo	133.980		107515	N/A	4107515	200952	N/A	230130	2230130	N/A	6
----------------------	---------	--	--------	-----	---------	--------	-----	--------	---------	-----	---

**GLA45 AMG**

L4 2.0L 1991cc Turbo	133.980		100077	2100077	N/A	200952	N/A	230130	2230130	N/A	6
----------------------	---------	--	--------	---------	-----	--------	-----	--------	---------	-----	---

**GLB 250**

L4 2.0L 2000CC 122CID Turbo			107515	N/A	4107515	201038	N/A	230130	2230130	N/A	
-----------------------------	--	--	--------	-----	---------	--------	-----	--------	---------	-----	--

**GLB 250 4MATIC**

L4 2.0L 2000CC 122CID Turbo			107515	N/A	4107515	201038	N/A	230130	2230130	N/A	
-----------------------------	--	--	--------	-----	---------	--------	-----	--------	---------	-----	--

**GLB35 AMG**

L4 2.0L 2000CC 122CID Turbo			107515	N/A	4107515	201038	N/A	230130	2230130	N/A	
-----------------------------	--	--	--------	-----	---------	--------	-----	--------	---------	-----	--

**GLC300**

I4 2.0L Turbo			107515	N/A	4107515	201088	N/A	230124 <sup>79</sup>	N/A <sup>79</sup>	N/A <sup>79</sup>	
---------------	--	--	--------	-----	---------	--------	-----	----------------------	-------------------	-------------------	--

N/A = Not Available N/R = Not Required N/S = Not Servicable For cabin air locator chart, see pages 5-12 See pages 13-16 for footnotes

1) ProSelect - Normal Driving - Traditional Change Intervals 2) NAPA Gold - Severe Driving - OE Recommended intervals 3) NAPA Platinum - Harsh Driving - OE Recommend Intervals

N/A = Non disponible N/R = Non nécessaire N/S = Non réparable Voir le tableau des filtres et d'habitacle aux pages 5-12 Voir pages 13-16 pour des notes

1) NAPA ProSelect et Argent - Conduite normale - Intervalles normaux de remplacement 2) NAPA Or - Conduite difficile - Intervalles recommandés par FEO 3) NAPA Platine - Conduite très difficile - Intervalles recommandés par FEO

N/A = No disponible N/R = No requerido N/S = No Servicable Para el aire de la cabina y tabla de localización de filtro, consulte las páginas 5-12 Ver las páginas 13-16 para las notas al pie de página

1) NAPA ProSelect y Plata - Manejo normal - Intervalos normales de cambio 2) NAPA Oro - Manejo difícil - Intervalos recomendados por el OEM 3) NAPA Platino - Manejo muy difícil - Intervalos recomendados por el OEM

Les numéros de pièce en italiques peuvent ne pas être disponibles.

Les numéros de pièce en italiques peuvent ne pas être disponibles.

Les numéros de pièce en italiques peuvent ne pas être disponibles.

Les numéros de pièce en italiques peuvent ne pas être disponibles.

Les numéros de pièce en italiques peuvent ne pas être disponibles.

Les numéros de pièce en italiques peuvent ne pas être disponibles.

P  
a  
s  
s  
C  
a  
r  
L  
i  
g  
h  
t  
T  
r  
u  
c  
k  
O  
i  
l  
-  
A  
i  
r  
-  
C  
a  
b  
i  
n



MERCEDES BENZ 2023

Pass Car Light Truck - Oil - Air - Cabin

Year/Año/Année Model/Modelo/Modèle Engine/Motor/Moteur	Eng. Code Código de motor Code moteur	VIN NIV NIV	GOLD Oil Aceite Huile	ProSelect Oil Aceite Huile	Platinum Oil Aceite Huile	GOLD Air Aire Air	ProSelect Air Aire Air	GOLD Cabin Air Cabina Aire Cabine Air	ProSelect Cabin Air Cabina Aire Cabine Air	Platinum Cabin Air Cabina Aire Cabine Air	Loc. Cabin Air Cabina Aire Cabine Air
--	---	-------------------	--------------------------------	-------------------------------------	------------------------------------	----------------------------	---------------------------------	--	---	--	--

MERCEDES BENZ (Cont'd/Suite)

**2023** (Cont'd/Suite)

**GLC300 4MATIC**

L4 2.0L Turbo			107515	N/A	4107515	200548	2200548	230124	N/A	N/A	
---------------	--	--	--------	-----	---------	--------	---------	--------	-----	-----	--

**GLC43 AMG**

V6 3.0L 2996cc Turbo	276.823		7059	27059	N/A	200359(2)	N/A	230124	N/A	N/A	
----------------------	---------	--	------	-------	-----	-----------	-----	--------	-----	-----	--

**GLC63 AMG**

V8 4.0L 4000CC 244CID Turbo	V8 BiTurbo		100077	2100077	N/A	200412(2)	N/A	230124	N/A	N/A	
-----------------------------	------------	--	--------	---------	-----	-----------	-----	--------	-----	-----	--

**GLC63 S AMG**

V8 4.0L 4000CC 244CID Turbo	V8 BiTurbo		100077	2100077	N/A	200412(2)	N/A	230124 <sup>79</sup>	N/A <sup>79</sup>	N/A <sup>79</sup>	
-----------------------------	------------	--	--------	---------	-----	-----------	-----	----------------------	-------------------	-------------------	--

**GLE350**

L4 2.0L 2000CC 122CID Turbo			107515	N/A	4107515	201088	N/A	N/A	N/A	N/A	
-----------------------------	--	--	--------	-----	---------	--------	-----	-----	-----	-----	--

**GLE350 4MATIC**

L4 2.0L 2000CC 122CID Turbo			107515	N/A	4107515	201088	N/A	N/A	N/A	N/A	
-----------------------------	--	--	--------	-----	---------	--------	-----	-----	-----	-----	--

**GLE450**

L6 3.0L 3000CC 183CID Turbo						201173	N/A	230544 230707	N/A N/A	N/A N/A	
-----------------------------	--	--	--	--	--	--------	-----	------------------	------------	------------	--

**GLE53 AMG**

L6 3.0L 3000CC 183CID Turbo						201173	N/A	230544 230707 Inside	N/A N/A Inside	N/A N/A Inside	
-----------------------------	--	--	--	--	--	--------	-----	----------------------------	----------------------	----------------------	--

**GLE580 4MATIC**

V8 4.0L 4000CC 244CID Turbo	V8 BiTurbo		100399	N/A	N/A	201089(2)	N/A	N/A	N/A	N/A	
-----------------------------	------------	--	--------	-----	-----	-----------	-----	-----	-----	-----	--

**GLE63 AMG**

V8 4.0L 4000CC 244CID Turbo	V8 BiTurbo		100077	2100077	N/A	9704(2)	N/A	230544 230707 Inside	N/A N/A Inside	N/A N/A Inside	
-----------------------------	------------	--	--------	---------	-----	---------	-----	----------------------------	----------------------	----------------------	--

**GLE63 AMG S 4MATIC**

V8 4.0L 4000CC 244CID Turbo	V8 BiTurbo		100077	2100077	N/A	9704(2)	N/A	230544 230707 Inside	N/A N/A Inside	N/A N/A Inside	
-----------------------------	------------	--	--------	---------	-----	---------	-----	----------------------------	----------------------	----------------------	--

**GLS 450**

L6 3.0L 3000CC 183CID Turbo						200359(2)	N/A	230124 230518	N/A N/A	N/A N/A	
-----------------------------	--	--	--	--	--	-----------	-----	------------------	------------	------------	--

**GLS 580**

V8 4.0L 3982cc Turbo			100399	N/A	N/A	201089 Right	N/A Right	230124 <sup>79</sup>	N/A <sup>79</sup>	N/A <sup>79</sup>	
----------------------	--	--	--------	-----	-----	-----------------	--------------	----------------------	-------------------	-------------------	--

**GLS63 AMG**

V8 4.0L 3982cc Turbo			100399	N/A	N/A	201089 Right	N/A Right	230124 <sup>79</sup>	N/A <sup>79</sup>	N/A <sup>79</sup>	
----------------------	--	--	--------	-----	-----	-----------------	--------------	----------------------	-------------------	-------------------	--

**METRIS**

L4 2.0L 1991cc Turbo			107515	N/A	4107515	200559	N/A	230090 230090	N/A N/A	N/A N/A	
----------------------	--	--	--------	-----	---------	--------	-----	------------------	------------	------------	--

**S500 4matic 4MATIC**

L6 3.0L 3000CC 183CID Turbo						201173	N/A	N/A	N/A	N/A	
-----------------------------	--	--	--	--	--	--------	-----	-----	-----	-----	--

**SL55 AMG**

V8 4.0L 4000CC 244CID Turbo	V8 BiTurbo		100077	2100077	N/A	N/A Left N/A Right	N/A Left N/A Right	N/A	N/A	N/A	
-----------------------------	------------	--	--------	---------	-----	-----------------------------	-----------------------------	-----	-----	-----	--

**SL63 AMG**

V8 4.0L 4000CC 244CID Turbo	V8 BiTurbo		100077	2100077	N/A	N/A Left N/A Right	N/A Left N/A Right	N/A	N/A	N/A	
-----------------------------	------------	--	--------	---------	-----	-----------------------------	-----------------------------	-----	-----	-----	--

**Mercedes-Benz**

V8 4.0L 4000CC 244CID Turbo	V8 BiTurbo		100077	2100077	N/A	N/A Left N/A Right	N/A Left N/A Right	N/A	N/A	N/A	
-----------------------------	------------	--	--------	---------	-----	-----------------------------	-----------------------------	-----	-----	-----	--

**Mercedes-Benz**

V8 4.0L 4000CC 244CID Turbo	V8 BiTurbo		100077	2100077	N/A	N/A Left N/A Right	N/A Left N/A Right	N/A	N/A	N/A	
-----------------------------	------------	--	--------	---------	-----	-----------------------------	-----------------------------	-----	-----	-----	--

**Mercedes-Benz**

V8 4.0L 4000CC 244CID Turbo	V8 BiTurbo		100077	2100077	N/A	N/A Left N/A Right	N/A Left N/A Right	N/A	N/A	N/A	
-----------------------------	------------	--	--------	---------	-----	-----------------------------	-----------------------------	-----	-----	-----	--

**Mercedes-Benz**

V8 4.0L 4000CC 244CID Turbo	V8 BiTurbo		100077	2100077	N/A	N/A Left N/A Right	N/A Left N/A Right	N/A	N/A	N/A	
-----------------------------	------------	--	--------	---------	-----	-----------------------------	-----------------------------	-----	-----	-----	--

**Mercedes-Benz**

V8 4.0L 4000CC 244CID Turbo	V8 BiTurbo		100077	2100077	N/A	N/A Left N/A Right	N/A Left N/A Right	N/A	N/A	N/A	
-----------------------------	------------	--	--------	---------	-----	-----------------------------	-----------------------------	-----	-----	-----	--

**Mercedes-Benz**

V8 4.0L 4000CC 244CID Turbo	V8 BiTurbo		100077	2100077	N/A	N/A Left N/A Right	N/A Left N/A Right	N/A	N/A	N/A	
-----------------------------	------------	--	--------	---------	-----	-----------------------------	-----------------------------	-----	-----	-----	--

**Mercedes-Benz**

V8 4.0L 4000CC 244CID Turbo	V8 BiTurbo		100077	2100077	N/A	N/A Left N/A Right	N/A Left N/A Right	N/A	N/A	N/A	
-----------------------------	------------	--	--------	---------	-----	-----------------------------	-----------------------------	-----	-----	-----	--

N/A = Not Available N/R = Not Required N/S = Not Servicable For cabin air locator chart, see pages 5-12 See pages 13-16 for footnotes

1) ProSelect - Normal Driving - Traditional Change Intervals 2) NAPA Gold - Severe Driving - OE Recommended intervals 3) NAPA Platinum - Harsh Driving - OE Recommend Intervals

N/A = Non disponible N/R = Non nécessaire N/S = Non réparable Voir le tableau des filtres et d'habitacle aux pages 5-12 Voir pages 13-16 pour des notes

1) NAPA ProSelect et Argent - Conduite normale - Intervalles normaux de remplacement 2) NAPA Or - Conduite difficile - Intervalles recommandés par FEO 3) NAPA Platine - Conduite très difficile - Intervalles recommandés par FEO

N/A = No disponible N/R = No requerido N/S = No Servicable Para el aire de la cabina y tabla de localización de filtro, consulte las páginas 5-12 Ver las páginas 13-16 para las notas al pie de página

1) NAPA ProSelect y Plata - Manejo normal - Intervalos normales de cambio 2) NAPA Oro - Manejo difícil - Intervalos recomendados por el OEM 3) NAPA Platino - Manejo muy difícil - Intervalos recomendados por el OEM

*Italicized Part Numbers May Not Be Available.*

Las piezas con números en *italicas* pueden no estar disponibles.  
Les numéros de pièce en *italiques* peuvent ne pas être disponibles.



Pass Car Light Truck - Oil - Air - Cabin

MERCEDES BENZ 2023-2022

Year/Año/Année Model/Modelo/Modèle Engine/Motor/Moteur	Eng. Code Código de motor Code moteur	VIN NIV NIV	GOLD Oil Aceite Huile	ProSelect Oil Aceite Huile	Platinum Oil Aceite Huile	GOLD Air Aire Air	ProSelect Air Aire Air	GOLD Cabin Air Cabina Aire Cabine Air	ProSelect Cabin Air Cabina Aire Cabine Air	Platinum Cabin Air Cabina Aire Cabine Air	Loc. Cabin Air Cabina Aire Cabine Air
--	---	-------------------	--------------------------------	-------------------------------------	------------------------------------	----------------------------	---------------------------------	--	---	--	--

MERCEDES BENZ (Cont'd/Suite)

**2023** (Cont'd/Suite)

**SPRINTER 1500**

L4 2.0L 2000CC 122CID Turbo			107515	N/A	4107515	9876	29876	230090 230681	N/A N/A	N/A N/A	
-----------------------------	--	--	--------	-----	---------	------	-------	------------------	------------	------------	--

**SPRINTER 2500**

L4 2.0L 2000CC 122CID Turbo			107515	N/A	4107515	9876	29876	230090 230681	N/A N/A	N/A N/A	
L4 2.1L 2143CC 131CID Turbo Diesel	651-958		100026	2100026	N/A	9876	29876	230090 230681	N/A N/A	N/A N/A	

**SPRINTER 3500**

L4 2.0L 2000CC 122CID Turbo			107515	N/A	4107515	9876	29876	230090 230681	N/A N/A	N/A N/A	
L4 2.1L 2143CC 131CID Turbo Diesel	651-958		100026	2100026	N/A	9876	29876	230090 230681	N/A N/A	N/A N/A	

**SPRINTER 3500XD**

L4 2.0L 2000CC 122CID Turbo			107515	N/A	4107515	9876	29876	230090 230681	N/A N/A	N/A N/A	
L4 2.1L 2143CC 131CID Turbo Diesel	651-958		100026	2100026	N/A	9876	29876	230090 230681	N/A N/A	N/A N/A	

**SPRINTER 4500**

V6 3.0L 2987cc Turbo Diesel	642.896		7062	27062	N/A	9876	29876	230681 230090	N/A N/A	N/A N/A	3 3
-----------------------------	---------	--	------	-------	-----	------	-------	------------------	------------	------------	--------

**2022**

**A 220**

L4 2.0L 2000CC 122CID Turbo	M260 DE20 LA		107515	N/A	4107515	201038	N/A	230654	N/A	N/A	
-----------------------------	--------------	--	--------	-----	---------	--------	-----	--------	-----	-----	--

**A 220 4MATIC**

L4 2.0L 2000CC 122CID Turbo	M260 DE20 LA		107515	N/A	4107515	201038	N/A	230654	N/A	N/A	
-----------------------------	--------------	--	--------	-----	---------	--------	-----	--------	-----	-----	--

**A250**

L4 2.0L 2000CC 122CID Turbo			107515 107515	N/A N/A	4107515 4107515	201038 201038	N/A N/A	230654 <sup>78</sup> 230654 <sup>78</sup>	N/A <sup>78</sup> N/A <sup>78</sup>	N/A <sup>78</sup> N/A <sup>78</sup>	
-----------------------------	--	--	------------------	------------	--------------------	------------------	------------	--	--	--	--

**AMG A35 4matic**

L4 2.0L 2000CC 122CID Turbo			107515	N/A	4107515	201038	N/A	230654 <sup>78</sup>	N/A <sup>78</sup>	N/A <sup>78</sup>	
-----------------------------	--	--	--------	-----	---------	--------	-----	----------------------	-------------------	-------------------	--

**AMG GT**

V8 4.0L 3982cc Turbo			100077	2100077	N/A	200389(2)	N/A	9357	229357	N/A	
----------------------	--	--	--------	---------	-----	-----------	-----	------	--------	-----	--

**AMG GT 43**

L6 3.0L 3000CC 183CID Turbo						201173	N/A	N/A	N/A	N/A	
-----------------------------	--	--	--	--	--	--------	-----	-----	-----	-----	--

**AMG GT 53**

L6 3.0L 3000CC 183CID Turbo						201173	N/A	N/A	N/A	N/A	
-----------------------------	--	--	--	--	--	--------	-----	-----	-----	-----	--

**AMG GT 63**

V8 4.0L 3982cc Turbo			100077	2100077	N/A	201086 Right 201087 Left	N/A Right N/A Left	N/A	N/A	N/A	
----------------------	--	--	--------	---------	-----	-----------------------------------	-----------------------------	-----	-----	-----	--

**AMG GT 63 S**

V8 4.0L 3982cc Turbo			100077	2100077	N/A	201086 Right 201087 Left	N/A Right N/A Left	N/A	N/A	N/A	
----------------------	--	--	--------	---------	-----	-----------------------------------	-----------------------------	-----	-----	-----	--

**AMG GT Black Series Coupe**

V8 4.0L 3982cc Turbo			100077	2100077	N/A	200389(2)	N/A	9357	229357	N/A	
----------------------	--	--	--------	---------	-----	-----------	-----	------	--------	-----	--

**AMG GT C**

V8 4.0L 3982cc Turbo			100077	2100077	N/A	200389(2)	N/A	9357	229357	N/A	
----------------------	--	--	--------	---------	-----	-----------	-----	------	--------	-----	--

**C300**

L4 2.0L Turbo	M264		107515	N/A	4107515	200548	2200548	230124	N/A	N/A	
---------------	------	--	--------	-----	---------	--------	---------	--------	-----	-----	--

N/A = Not Available N/R = Not Required N/S = Not Servicable For cabin air locator chart, see pages 5-12 See pages 13-16 for footnotes

1) ProSelect - Normal Driving - Traditional Change Intervals 2) NAPA Gold - Severe Driving - OE Recommended intervals 3) NAPA Platinum - Harsh Driving - OE Recommend Intervals

N/A = Non disponible N/R = Non nécessaire N/S = Non réparable Voir le tableau des filtres et d'habitacle aux pages 5-12 Voir pages 13-16 pour des notes

1) NAPA ProSelect et Argent - Conduite normale - Intervalles normaux de remplacement 2) NAPA Or - Conduite difficile - Intervalles recommandés par FEO 3) NAPA Platine - Conduite très difficile - Intervalles recommandés par FEO

N/A = No disponible N/R = No requerido N/S = No Servicable Para el aire de la cabina y tabla de localización de filtro, consulte las páginas 5-12 Ver las páginas 13-16 para las notas al pie de página

1) NAPA ProSelect y Plata - Manejo normal - Intervalos normales de cambio 2) NAPA Oro - Manejo difícil - Intervalos recomendados por el OEM 3) NAPA Platino - Manejo muy difícil - Intervalos recomendados por el OEM

*Italicized Part Numbers May Not Be Available.*

Las piezas con números en *italicas* pueden no estar disponibles.

Les numéros de pièce en *italiques* peuvent ne pas être disponibles.

P  
a  
s  
s  
C  
a  
r  
L  
i  
g  
h  
t  
T  
r  
u  
c  
k  
O  
i  
l  
-  
A  
i  
r  
-  
C  
a  
b  
i  
n



MERCEDES BENZ 2022

Pass Car Light Truck - Oil - Air - Cabin

Year/Año/Année Model/Modelo/Modelé Engine/Motor/Moteur	Eng. Code Código de motor Code moteur	VIN NIV NIV	GOLD Oil Aceite Huile	ProSelect Oil Aceite Huile	Platinum Oil Aceite Huile	GOLD Air Aire Air	ProSelect Air Aire Air	GOLD Cabin Air Cabina Aire Cabine Air	ProSelect Cabin Air Cabina Aire Cabine Air	Platinum Cabin Air Cabina Aire Cabine Air	Loc. Cabin Air Cabina Aire Cabine Air
--	---	-------------------	--------------------------------	-------------------------------------	------------------------------------	----------------------------	---------------------------------	--	---	--	--

MERCEDES BENZ (Cont'd/Suite)

**2022** (Cont'd/Suite)

**C300 (Cont'd/Suite)**

L4 2.0L Turbo Electric/Gas	M254		100760	N/A	N/A	N/A	N/A	230124	N/A	N/A	
----------------------------	------	--	--------	-----	-----	-----	-----	--------	-----	-----	--

**C300 4MATIC**

L4 2.0L Turbo	M264		107515	N/A	4107515	200548	2200548	230124	N/A	N/A	
L4 2.0L Turbo Electric/Gas	M254		100760	N/A	N/A	N/A	N/A	230124	N/A	N/A	

**C43 AMG**

V6 3.0L 2996cc Turbo			7059	27059	N/A	200359(2)	N/A	230124 <sup>79</sup>	N/A <sup>79</sup>	N/A <sup>79</sup>	
----------------------	--	--	------	-------	-----	-----------	-----	----------------------	-------------------	-------------------	--

**C63 AMG**

V8 4.0L 3982cc Turbo			100077	2100077	N/A	200412(2)	N/A	230124 <sup>79</sup>	N/A <sup>79</sup>	N/A <sup>79</sup>	6
----------------------	--	--	--------	---------	-----	-----------	-----	----------------------	-------------------	-------------------	---

**C63 AMG S**

V8 4.0L 3982cc Turbo			100077	2100077	N/A	200412(2)	N/A	230124 <sup>79</sup>	N/A <sup>79</sup>	N/A <sup>79</sup>	6
----------------------	--	--	--------	---------	-----	-----------	-----	----------------------	-------------------	-------------------	---

**CLA250**

L4 2.0L 1991cc Turbo	270.920		107515	N/A	4107515	200312	N/A	230130	2230130	N/A	6
----------------------	---------	--	--------	-----	---------	--------	-----	--------	---------	-----	---

**CLA35 AMG**

L4 2.0L 1991cc Turbo	270.920		107515	N/A	4107515	200312	N/A	230130	2230130	N/A	6
----------------------	---------	--	--------	-----	---------	--------	-----	--------	---------	-----	---

**CLA45 AMG**

L4 2.0L 1991cc Turbo	270.920		100077	2100077	N/A	200952	N/A	230130	2230130	N/A	6
----------------------	---------	--	--------	---------	-----	--------	-----	--------	---------	-----	---

**CLS 450**

L6 3.0L 3000CC 183CID Turbo						201173	N/A	230124 <sup>79</sup>	N/A <sup>79</sup>	N/A <sup>79</sup>	
-----------------------------	--	--	--	--	--	--------	-----	----------------------	-------------------	-------------------	--

**CLS 450 4MATIC**

L6 3.0L 3000CC 183CID Turbo						201173	N/A	230124 <sup>79</sup>	N/A <sup>79</sup>	N/A <sup>79</sup>	
-----------------------------	--	--	--	--	--	--------	-----	----------------------	-------------------	-------------------	--

**CLS 53 AMG**

L6 3.0L 3000CC 183CID Turbo						201173	N/A	230124 <sup>79</sup>	N/A <sup>79</sup>	N/A <sup>79</sup>	
-----------------------------	--	--	--	--	--	--------	-----	----------------------	-------------------	-------------------	--

**E350**

L4 2.0L 1991CC 121CID Turbo	264.920		107515	N/A	4107515	200548	2200548	N/A	N/A	N/A	
-----------------------------	---------	--	--------	-----	---------	--------	---------	-----	-----	-----	--

**E350 4MATIC**

L4 2.0L 1991CC 121CID Turbo	264.920		107515	N/A	4107515	200548	2200548	N/A	N/A	N/A	
-----------------------------	---------	--	--------	-----	---------	--------	---------	-----	-----	-----	--

**E450**

L6 3.0L 3000CC 183CID Turbo						201173(2)	N/A	N/A	N/A	N/A	
-----------------------------	--	--	--	--	--	-----------	-----	-----	-----	-----	--

**E450 4MATIC All-Terrain Wagon**

L6 3.0L 3000CC 183CID Turbo						201173(2)	N/A	N/A	N/A	N/A	
-----------------------------	--	--	--	--	--	-----------	-----	-----	-----	-----	--

**E53 AMG**

L6 3.0L 3000CC 183CID Turbo						201173	N/A	230124 <sup>79</sup>	N/A <sup>79</sup>	N/A <sup>79</sup>	
-----------------------------	--	--	--	--	--	--------	-----	----------------------	-------------------	-------------------	--

**E63 AMG**

V8 4.0L 3982cc Turbo			100077	2100077	N/A	201086 Right 201087 Left	N/A Right N/A Left	230124	N/A	N/A	
----------------------	--	--	--------	---------	-----	-----------------------------------	-----------------------------	--------	-----	-----	--

**E63 AMG S**

V8 4.0L 3982cc Turbo			100077	2100077	N/A	201086 Right 201087 Left	N/A Right N/A Left	230124 <sup>79</sup>	N/A <sup>79</sup>	N/A <sup>79</sup>	
----------------------	--	--	--------	---------	-----	-----------------------------------	-----------------------------	----------------------	-------------------	-------------------	--

**EQB 300**

0 Electric			N/S	N/S	N/A	N/S	N/S	230654 <sup>78</sup>	N/A <sup>78</sup>	N/A <sup>78</sup>	
------------	--	--	-----	-----	-----	-----	-----	----------------------	-------------------	-------------------	--

**EQB 350**

0 Electric			N/S	N/S	N/A	N/S	N/S	230654 <sup>78</sup>	N/A <sup>78</sup>	N/A <sup>78</sup>	
------------	--	--	-----	-----	-----	-----	-----	----------------------	-------------------	-------------------	--

**EQS 450**

0 Electric			N/S	N/S	N/A	N/S	N/S	N/A N/A	N/A N/A	N/A N/A	
------------	--	--	-----	-----	-----	-----	-----	------------	------------	------------	--

N/A = Not Available N/R = Not Required N/S = Not Serviceable For cabin air locator chart, see pages 5-12 See pages 13-16 for footnotes

1) ProSelect - Normal Driving - Traditional Change Intervals 2) NAPA Gold - Severe Driving - OE Recommended intervals 3) NAPA Platinum - Harsh Driving - OE Recommend Intervals

N/A = Non disponible N/R = Non nécessaire N/S = Non réparable Voir le tableau des filtres et d'habitacle aux pages 5-12 Voir pages 13-16 pour des notes

1) NAPA ProSelect et Argent - Conduite normale - Intervalles normaux de remplacement 2) NAPA Or - Conduite difficile - Intervalles recommandés par FEO 3) NAPA Platine - Conduite très difficile - Intervalles recommandés par FEO

N/A = No disponible N/R = No requerido N/S = No Serviceable Para el aire de la cabina y tabla de localización de filtro, consulte las páginas 5-12 Ver las páginas 13-16 para las notas al pie de página

1) NAPA ProSelect y Plata - Manejo normal - Intervalos normales de cambio 2) NAPA Oro - Manejo difícil - Intervalos recomendados por el OEM 3) NAPA Platino - Manejo muy difícil - Intervalos recomendados por el OEM

*Italicized Part Numbers May Not Be Available.*

Las piezas con números en *italicas* pueden no estar disponibles.  
Les numéros de pièce en *italiques* peuvent ne pas être disponibles.





Pass Car Light Truck - Oil - Air - Cabin

MERCEDES BENZ 2022

Year/Año/Année Model/Modelo/Modèle Engine/Motor/Moteur	Eng. Code Código de motor Code moteur	VIN NIV NIV	GOLD Oil Aceite Huile	ProSelect Oil Aceite Huile	Platinum Oil Aceite Huile	GOLD Air Aire Air	ProSelect Air Aire Air	GOLD Cabin Air Cabina Aire Cabine Air	ProSelect Cabin Air Cabina Aire Cabine Air	Platinum Cabin Air Cabina Aire Cabine Air	Loc. Cabin Air Cabina Aire Cabine Air
--	---	-------------------	--------------------------------	-------------------------------------	------------------------------------	----------------------------	---------------------------------	--	---	--	--

MERCEDES BENZ (Cont'd/Suite)

**2022** (Cont'd/Suite)

**EQS 53 AMG**

0 Electric			N/S	N/S	N/A	N/S	N/S	N/A	N/A	N/A	
------------	--	--	-----	-----	-----	-----	-----	-----	-----	-----	--

**EQS 580**

0 Electric			N/S	N/S	N/A	N/S	N/S	N/A	N/A	N/A	
------------	--	--	-----	-----	-----	-----	-----	-----	-----	-----	--

**GLA 250 4MATIC**

L4 2.0L 1991cc Turbo	270.920		107515	N/A	4107515	200312	N/A	230130	2230130	N/A	6
----------------------	---------	--	--------	-----	---------	--------	-----	--------	---------	-----	---

**GLA250**

L4 2.0L 1991cc Turbo	270.920		107515	N/A	4107515	200312	N/A	230654	N/A	N/A	6
----------------------	---------	--	--------	-----	---------	--------	-----	--------	-----	-----	---

**GLA35 AMG**

L4 2.0L 1991cc Turbo	133.980		107515	N/A	4107515	200952	N/A	230130	2230130	N/A	6
----------------------	---------	--	--------	-----	---------	--------	-----	--------	---------	-----	---

**GLA45 AMG**

L4 2.0L 1991cc Turbo	133.980		100077	2100077	N/A	200952	N/A	230130	2230130	N/A	6
----------------------	---------	--	--------	---------	-----	--------	-----	--------	---------	-----	---

**GLB 250**

L4 2.0L 2000CC 122CID Turbo			107515	N/A	4107515	201038	N/A	230130	2230130	N/A	
-----------------------------	--	--	--------	-----	---------	--------	-----	--------	---------	-----	--

**GLB 250 4MATIC**

L4 2.0L 2000CC 122CID Turbo			107515	N/A	4107515	201038	N/A	230130	2230130	N/A	
-----------------------------	--	--	--------	-----	---------	--------	-----	--------	---------	-----	--

**GLB35 AMG**

L4 2.0L 2000CC 122CID Turbo			107515	N/A	4107515	201038	N/A	230130	2230130	N/A	
-----------------------------	--	--	--------	-----	---------	--------	-----	--------	---------	-----	--

**GLC300**

I4 2.0L Turbo			107515	N/A	4107515	201088	N/A	230124 <sup>99</sup>	N/A <sup>99</sup>	N/A <sup>99</sup>	
---------------	--	--	--------	-----	---------	--------	-----	----------------------	-------------------	-------------------	--

**GLC300 4MATIC**

I4 2.0L Turbo			107515	N/A	4107515	200548	2200548	230124 <sup>99</sup>	N/A <sup>99</sup>	N/A <sup>99</sup>	
---------------	--	--	--------	-----	---------	--------	---------	----------------------	-------------------	-------------------	--

**GLC300e**

L4 2.0L 2000CC 122CID Turbo			107515	N/A	4107515	200548	2200548	230124	N/A	N/A	
-----------------------------	--	--	--------	-----	---------	--------	---------	--------	-----	-----	--

**GLC43 AMG**

V6 3.0L 2996cc Turbo	276.823		7059	27059	N/A	200359(2)	N/A	230124 <sup>99</sup>	N/A <sup>99</sup>	N/A <sup>99</sup>	
----------------------	---------	--	------	-------	-----	-----------	-----	----------------------	-------------------	-------------------	--

**GLC63 AMG**

V8 4.0L 4000CC 244CID Turbo	V8 BiTurbo		100077	2100077	N/A	200412(2)	N/A	230124 <sup>99</sup>	N/A <sup>99</sup>	N/A <sup>99</sup>	
-----------------------------	------------	--	--------	---------	-----	-----------	-----	----------------------	-------------------	-------------------	--

**GLC63 S AMG**

V8 4.0L 4000CC 244CID Turbo	V8 BiTurbo		100077	2100077	N/A	200412(2)	N/A	230124 <sup>99</sup>	N/A <sup>99</sup>	N/A <sup>99</sup>	
-----------------------------	------------	--	--------	---------	-----	-----------	-----	----------------------	-------------------	-------------------	--

**GLE350**

L4 2.0L 2000CC 122CID Turbo			107515	N/A	4107515	201088	N/A	N/A	N/A	N/A	
-----------------------------	--	--	--------	-----	---------	--------	-----	-----	-----	-----	--

**GLE350 4MATIC**

L4 2.0L 2000CC 122CID Turbo			107515	N/A	4107515	201088	N/A	N/A	N/A	N/A	
-----------------------------	--	--	--------	-----	---------	--------	-----	-----	-----	-----	--

**GLE450**

L6 3.0L 3000CC 183CID Turbo						201173	N/A	230544 230707	N/A N/A	N/A N/A	
-----------------------------	--	--	--	--	--	--------	-----	------------------	------------	------------	--

**GLE53 AMG**

L6 3.0L 3000CC 183CID Turbo						201173	N/A	230544 230707 Inside	N/A N/A Inside	N/A N/A Inside	
-----------------------------	--	--	--	--	--	--------	-----	----------------------------	----------------------	----------------------	--

**GLE580 4MATIC**

V8 4.0L 4000CC 244CID Turbo	V8 BiTurbo		100399	N/A	N/A	201089(2)	N/A	N/A	N/A	N/A	
-----------------------------	------------	--	--------	-----	-----	-----------	-----	-----	-----	-----	--

**GLE63 AMG**

V8 4.0L 4000CC 244CID Turbo	V8 BiTurbo		100077	2100077	N/A	9704(2)	N/A	230544 230707 Inside	N/A N/A Inside	N/A N/A Inside	
-----------------------------	------------	--	--------	---------	-----	---------	-----	----------------------------	----------------------	----------------------	--

**GLE63 AMG S 4MATIC**

V8 4.0L 4000CC 244CID Turbo	V8 BiTurbo		100077	2100077	N/A	9704(2)	N/A	230544 230707 Inside	N/A N/A Inside	N/A N/A Inside	
-----------------------------	------------	--	--------	---------	-----	---------	-----	----------------------------	----------------------	----------------------	--

N/A = Not Available N/R = Not Required N/S = Not Servicable For cabin air locator chart, see pages 5-12 See pages 13-16 for footnotes

1) ProSelect - Normal Driving - Traditional Change Intervals 2) NAPA Gold - Severe Driving - OE Recommended intervals 3) NAPA Platinum - Harsh Driving - OE Recommend Intervals

N/A = Non disponible N/R = Non nécessaire N/S = Non réparable Voir le tableau des filtres et d'habitacle aux pages 5-12 Voir pages 13-16 pour des notes

1) NAPA ProSelect et Argent - Conduite normale - Intervalles normaux de remplacement 2) NAPA Or - Conduite difficile - Intervalles recommandés par FEO 3) NAPA Platine - Conduite très difficile - Intervalles recommandés par FEO

N/A = No disponible N/R = No requerido N/S = No Servicable Para el aire de la cabina y tabla de localización de filtro, consulte las páginas 5-12 Ver las páginas 13-16 para las notas al pie de página

1) NAPA ProSelect y Plata - Manejo normal - Intervalos normales de cambio 2) NAPA Oro - Manejo difícil - Intervalos recomendados por el OEM 3) NAPA Platino - Manejo muy difícil - Intervalos recomendados por el OEM

*Italicized Part Numbers May Not Be Available.*

Las piezas con números en *italicas* pueden no estar disponibles.

Les numéros de pièce en *italiques* peuvent ne pas être disponibles.

P  
a  
s  
s  
C  
a  
r  
L  
i  
g  
h  
t  
T  
r  
u  
c  
k  
O  
i  
l  
-  
A  
i  
r  
-  
C  
a  
b  
i  
n



MERCEDES BENZ 2022

Pass Car Light Truck - Oil - Air - Cabin

Year/Año/Année Model/Modelo/Modèle Engine/Motor/Moteur	Eng. Code Código de motor Code moteur	VIN NIV NIV	GOLD Oil Aceite Huile	ProSelect Oil Aceite Huile	Platinum Oil Aceite Huile	GOLD Air Aire Air	ProSelect Air Aire Air	GOLD Cabin Air Cabina Aire Cabine Air	ProSelect Cabin Air Cabina Aire Cabine Air	Platinum Cabin Air Cabina Aire Cabine Air	Loc. Cabin Air Cabina Aire Cabine Air
--	---	-------------------	--------------------------------	-------------------------------------	------------------------------------	----------------------------	---------------------------------	--	---	--	--

MERCEDES BENZ (Cont'd/Suite)

**2022** (Cont'd/Suite)

**GLS 450**

L6 3.0L 3000CC 183CID Turbo						200359(2)	N/A	230124 <sup>79</sup> 230518 <sup>78</sup>	N/A <sup>79</sup> N/A <sup>78</sup>	N/A <sup>79</sup> N/A <sup>78</sup>	
-----------------------------	--	--	--	--	--	-----------	-----	--	--	--	--

**GLS 580**

V8 4.0L 3982cc Turbo		100399	N/A	N/A	201089 Right		N/A Right	230124 <sup>79</sup>	N/A <sup>79</sup>	N/A <sup>79</sup>	
----------------------	--	--------	-----	-----	-----------------	--	--------------	----------------------	-------------------	-------------------	--

**GLS63 AMG**

V8 4.0L 3982cc Turbo		100399	N/A	N/A	201089 Right		N/A Right	230124 <sup>79</sup>	N/A <sup>79</sup>	N/A <sup>79</sup>	
----------------------	--	--------	-----	-----	-----------------	--	--------------	----------------------	-------------------	-------------------	--

**METRIS**

L4 2.0L 1991cc Turbo		107515	N/A	4107515	200559		N/A	230090 230090	N/A N/A	N/A N/A	
----------------------	--	--------	-----	---------	--------	--	-----	------------------	------------	------------	--

**S500 4matic 4MATIC**

L6 3.0L 3000CC 183CID Turbo					201173		N/A	N/A	N/A	N/A	
-----------------------------	--	--	--	--	--------	--	-----	-----	-----	-----	--

**S560**

V8 4.0L 4000CC 244CID Turbo	V8 BiTurbo	100399	N/A	N/A	201089		N/A	N/A	N/A	N/A	
-----------------------------	------------	--------	-----	-----	--------	--	-----	-----	-----	-----	--

**S580**

V8 4.0L 3982cc Turbo		100399	N/A	N/A	201089		N/A	N/A	N/A	N/A	
----------------------	--	--------	-----	-----	--------	--	-----	-----	-----	-----	--

**S680**

V12 6.0L 6000CC 366CID Turbo		7198	N/A	N/A				N/A	N/A	N/A	
------------------------------	--	------	-----	-----	--	--	--	-----	-----	-----	--

**SL55 AMG**

V8 4.0L 4000CC 244CID Turbo	V8 BiTurbo	100077	2100077	N/A	N/A		N/A	N/A	N/A	N/A	
-----------------------------	------------	--------	---------	-----	-----	--	-----	-----	-----	-----	--

**SL63 AMG**

V8 4.0L 4000CC 244CID Turbo	V8 BiTurbo	100077	2100077	N/A	N/A		N/A	N/A	N/A	N/A	
-----------------------------	------------	--------	---------	-----	-----	--	-----	-----	-----	-----	--

**SPRINTER 1500**

L4 2.0L 2000CC 122CID Turbo		107515	N/A	4107515	9876	29876		230090 230681	N/A N/A	N/A N/A	
-----------------------------	--	--------	-----	---------	------	-------	--	------------------	------------	------------	--

**SPRINTER 2500**

L4 2.0L 2000CC 122CID Turbo		107515	N/A	4107515	9876	29876		230090 230681	N/A N/A	N/A N/A	
L4 2.1L 2143CC 131CID Turbo Diesel	651-958	100026	2100026	N/A	9876	29876		230090 230681	N/A N/A	N/A N/A	
V6 3.0L 2987cc Turbo Diesel	642.896	7062	27062	N/A	9876	29876		230090 230681	N/A N/A	N/A N/A	3 3

**SPRINTER 3500**

L4 2.0L 2000CC 122CID Turbo		107515	N/A	4107515	9876	29876		230090 230681	N/A N/A	N/A N/A	
L4 2.1L 2143CC 131CID Turbo Diesel	651-958	100026	2100026	N/A	9876	29876		230090 230681	N/A N/A	N/A N/A	
V6 3.0L 2987cc Turbo Diesel	642.896	7062	27062	N/A	9876	29876		230090 230681	N/A N/A	N/A N/A	3 3

**SPRINTER 3500XD**

L4 2.0L 2000CC 122CID Turbo		107515	N/A	4107515	9876	29876		230090 230681	N/A N/A	N/A N/A	
L4 2.1L 2143CC 131CID Turbo Diesel	651-958	100026	2100026	N/A	9876	29876		230090 230681	N/A N/A	N/A N/A	
V6 3.0L 2987cc Turbo Diesel	642.896	7062	27062	N/A	9876	29876		230090 230681	N/A N/A	N/A N/A	3 3

**SPRINTER 4500**

V6 3.0L 2987cc Turbo Diesel	642.896	7062	27062	N/A	9876	29876		230681 230090	N/A N/A	N/A N/A	3 3
-----------------------------	---------	------	-------	-----	------	-------	--	------------------	------------	------------	--------

N/A = Not Available N/R = Not Required N/S = Not Servicable For cabin air locator chart, see pages 5-12 See pages 13-16 for footnotes

1) ProSelect - Normal Driving - Traditional Change Intervals 2) NAPA Gold - Severe Driving - OE Recommended intervals 3) NAPA Platinum - Harsh Driving - OE Recommend Intervals

N/A = Non disponible N/R = Non nécessaire N/S = Non réparable Voir le tableau des filtres et d'habitacle aux pages 5-12 Voir pages 13-16 pour des notes

1) NAPA ProSelect et Argent - Conduite normale - Intervalles normaux de remplacement 2) NAPA Or - Conduite difficile - Intervalles recommandés par FEO 3) NAPA Platine - Conduite très difficile - Intervalles recommandés par FEO

N/A = No disponible N/R = No requerido N/S = No Servicable Para el aire de la cabina y tabla de localización de filtro, consulte las páginas 5-12 Ver las páginas 13-16 para las notas al pie de página

1) NAPA ProSelect y Plata - Manejo normal - Intervalos normales de cambio 2) NAPA Oro - Manejo difícil - Intervalos recomendados por el OEM 3) NAPA Platino - Manejo muy difícil - Intervalos recomendados por el OEM

*Italicized Part Numbers May Not Be Available.*

Las piezas con números en *italicas* pueden no estar disponibles.  
Les numéros de pièce en *italiques* peuvent ne pas être disponibles.



Pass Car Light Truck - Oil - Air - Cabin

MERCEDES BENZ 2021

Year/Año/Année Model/Modelo/Modèle Engine/Motor/Moteur	Eng. Code Código de motor Code moteur	VIN NIV NIV	GOLD Oil Aceite Huile	ProSelect Oil Aceite Huile	Platinum Oil Aceite Huile	GOLD Air Aire Air	ProSelect Air Aire Air	GOLD Cabin Air Cabina Aire Cabine Air	ProSelect Cabin Air Cabina Aire Cabine Air	Platinum Cabin Air Cabina Aire Cabine Air	Loc. Cabin Air Cabina Aire Cabine Air
--	---	-------------------	--------------------------------	-------------------------------------	------------------------------------	----------------------------	---------------------------------	--	---	--	--

MERCEDES BENZ (Cont'd/Suite)

2021

A 220

L4 2.0L 2000CC 122CID Turbo	M260 DE20 LA		107515	N/A	4107515	201038	N/A	230654 <sup>78</sup>	N/A <sup>78</sup>	N/A <sup>78</sup>	
-----------------------------	--------------	--	--------	-----	---------	--------	-----	----------------------	-------------------	-------------------	--

A 220 4MATIC

L4 2.0L 2000CC 122CID Turbo	M260 DE20 LA		107515	N/A	4107515	201038	N/A	230654 <sup>78</sup>	N/A <sup>78</sup>	N/A <sup>78</sup>	
-----------------------------	--------------	--	--------	-----	---------	--------	-----	----------------------	-------------------	-------------------	--

A250

L4 2.0L 2000CC 122CID Turbo			107515	N/A	4107515	201038	N/A	230654 <sup>78</sup>	N/A <sup>78</sup>	N/A <sup>78</sup>	
			107515	N/A	4107515	201038	N/A	230654 <sup>78</sup>	N/A <sup>78</sup>	N/A <sup>78</sup>	

AMG A35 4matic

L4 2.0L 2000CC 122CID Turbo			107515	N/A	4107515	201038	N/A	230654 <sup>78</sup>	N/A <sup>78</sup>	N/A <sup>78</sup>	
-----------------------------	--	--	--------	-----	---------	--------	-----	----------------------	-------------------	-------------------	--

AMG GT

V8 4.0L 3982cc Turbo			100077	2100077	N/A	200389(2)	N/A	9357	229357	N/A	
----------------------	--	--	--------	---------	-----	-----------	-----	------	--------	-----	--

AMG GT 43

L6 3.0L 3000CC 183CID Turbo						201173	N/A	N/A	N/A	N/A	
-----------------------------	--	--	--	--	--	--------	-----	-----	-----	-----	--

AMG GT 53

L6 3.0L 3000CC 183CID Turbo						201173	N/A	N/A	N/A	N/A	
-----------------------------	--	--	--	--	--	--------	-----	-----	-----	-----	--

AMG GT 63

V8 4.0L 3982cc Turbo			100077	2100077	N/A	201086 Right 201087 Left	N/A Right N/A Left	N/A	N/A	N/A	
----------------------	--	--	--------	---------	-----	-----------------------------------	-----------------------------	-----	-----	-----	--

AMG GT C

V8 4.0L 3982cc Turbo			100077	2100077	N/A	200389(2)	N/A	9357	229357	N/A	
----------------------	--	--	--------	---------	-----	-----------	-----	------	--------	-----	--

AMG GT R

V8 4.0L 3982cc Turbo			100077	2100077	N/A	200389(2)	N/A	9357	229357	N/A	
----------------------	--	--	--------	---------	-----	-----------	-----	------	--------	-----	--

C300

L4 2.0L Turbo			107515	N/A	4107515	200548	2200548	230124 <sup>79</sup>	N/A <sup>79</sup>	N/A <sup>79</sup>	
---------------	--	--	--------	-----	---------	--------	---------	----------------------	-------------------	-------------------	--

C43 AMG

V6 3.0L 2996cc Turbo			7059	27059	N/A	200359(2)	N/A	230124 <sup>79</sup>	N/A <sup>79</sup>	N/A <sup>79</sup>	
----------------------	--	--	------	-------	-----	-----------	-----	----------------------	-------------------	-------------------	--

C63 AMG

V8 4.0L 3982cc Turbo			100077	2100077	N/A	200412(2)	N/A	230124 <sup>79</sup>	N/A <sup>79</sup>	N/A <sup>79</sup>	6
----------------------	--	--	--------	---------	-----	-----------	-----	----------------------	-------------------	-------------------	---

C63 AMG S

V8 4.0L 3982cc Turbo			100077	2100077	N/A	200412(2)	N/A	230124 <sup>79</sup>	N/A <sup>79</sup>	N/A <sup>79</sup>	6
----------------------	--	--	--------	---------	-----	-----------	-----	----------------------	-------------------	-------------------	---

CLA250

L4 2.0L 1991cc Turbo	270.920		107515	N/A	4107515	200312	N/A	230130	2230130	N/A	6
----------------------	---------	--	--------	-----	---------	--------	-----	--------	---------	-----	---

CLA35 AMG

L4 2.0L 1991cc Turbo	270.920		107515	N/A	4107515	200312	N/A	230130	2230130	N/A	6
----------------------	---------	--	--------	-----	---------	--------	-----	--------	---------	-----	---

CLA45 AMG

L4 2.0L 1991cc Turbo	270.920		100077	2100077	N/A	200952	N/A	230130	2230130	N/A	6
----------------------	---------	--	--------	---------	-----	--------	-----	--------	---------	-----	---

CLS 450

L6 3.0L 3000CC 183CID Turbo						201173	N/A	230124 <sup>79</sup>	N/A <sup>79</sup>	N/A <sup>79</sup>	
-----------------------------	--	--	--	--	--	--------	-----	----------------------	-------------------	-------------------	--

CLS 450 4MATIC

L6 3.0L 3000CC 183CID Turbo						201173	N/A	230124 <sup>79</sup>	N/A <sup>79</sup>	N/A <sup>79</sup>	
-----------------------------	--	--	--	--	--	--------	-----	----------------------	-------------------	-------------------	--

CLS 53 AMG

L6 3.0L 3000CC 183CID Turbo						201173	N/A	230124 <sup>79</sup>	N/A <sup>79</sup>	N/A <sup>79</sup>	
-----------------------------	--	--	--	--	--	--------	-----	----------------------	-------------------	-------------------	--

E350

L4 2.0L Turbo			107515	N/A	4107515	200548	2200548	N/A	N/A	N/A	
---------------	--	--	--------	-----	---------	--------	---------	-----	-----	-----	--

E450

L6 3.0L 3000CC 183CID Turbo						201173(2)	N/A	N/A	N/A	N/A	
-----------------------------	--	--	--	--	--	-----------	-----	-----	-----	-----	--

E53 AMG

L6 3.0L 3000CC 183CID Turbo						201173	N/A	230124 <sup>79</sup>	N/A <sup>79</sup>	N/A <sup>79</sup>	
-----------------------------	--	--	--	--	--	--------	-----	----------------------	-------------------	-------------------	--

N/A = Not Available N/R = Not Required N/S = Not Servicable For cabin air locator chart, see pages 5-12 See pages 13-16 for footnotes

1) ProSelect - Normal Driving - Traditional Change Intervals 2) NAPA Gold - Severe Driving - OE Recommended intervals 3) NAPA Platinum - Harsh Driving - OE Recommend Intervals

N/A = Non disponible N/R = Non nécessaire N/S = Non réparable Voir le tableau des filtres et d'habitacle aux pages 5-12 Voir pages 13-16 pour des notes

1) NAPA ProSelect et Argent - Conduite normale - Intervalles normaux de remplacement 2) NAPA Or - Conduite difficile - Intervalles recommandés par FEO 3) NAPA Platine - Conduite très difficile - Intervalles recommandés par FEO

N/A = No disponible N/R = No requerido N/S = No Servicable Para el aire de la cabina y tabla de localización de filtro, consulte las páginas 5-12 Ver las páginas 13-16 para las notas al pie de página

1) NAPA ProSelect y Plata - Manejo normal - Intervalles normales de cambio 2) NAPA Oro - Manejo difícil - Intervalles recomendados por el OEM 3) NAPA Platino - Manejo muy difícil - Intervalles recomendados por el OEM

*Italicized Part Numbers May Not Be Available.*

Las piezas con números en *italicas* pueden no estar disponibles.

Les numéros de pièce en *italiques* peuvent ne pas être disponibles.

P  
a  
s  
s  
C  
a  
r  
L  
i  
g  
h  
t  
T  
r  
u  
c  
k  
O  
i  
l  
-  
A  
i  
r  
-  
C  
a  
b  
i  
n



## MERCEDES BENZ 2021

## Pass Car Light Truck - Oil - Air - Cabin

Year/Año/Année Model/Modelo/Modèle Engine/Motor/Moteur	Eng. Code Código de motor Code moteur	VIN NIV NIV	GOLD Oil Aceite Huile	ProSelect Oil Aceite Huile	Platinum Oil Aceite Huile	GOLD Air Aire Air	ProSelect Air Aire Air	GOLD Cabin Air Cabina Aire Cabine Air	ProSelect Cabin Air Cabina Aire Cabine Air	Platinum Cabin Air Cabina Aire Cabine Air	Loc. Cabin Air Cabina Aire Cabine Air
--	---	-------------------	--------------------------------	-------------------------------------	------------------------------------	----------------------------	---------------------------------	--	---	--	--

## MERCEDES BENZ (Cont'd/Suite)

## 2021 (Cont'd/Suite)

## E63 AMG

V8 4.0L 3982cc Turbo			100077	2100077	N/A	201086 Right 201087 Left	N/A Right N/A Left	230124	N/A	N/A	
----------------------	--	--	--------	---------	-----	-----------------------------------	-----------------------------	--------	-----	-----	--

## E63 AMG S

V8 4.0L 3982cc Turbo			100077	2100077	N/A	201086 Right 201087 Left	N/A Right N/A Left	230124 <sup>79</sup>	N/A <sup>79</sup>	N/A <sup>79</sup>	
----------------------	--	--	--------	---------	-----	-----------------------------------	-----------------------------	----------------------	-------------------	-------------------	--

## G550

V8 4.0L 3982cc Turbo			100077 100077	2100077 2100077	N/A N/A	201089 201089	N/A N/A	239037 239037	N/A N/A	N/A N/A	
----------------------	--	--	------------------	--------------------	------------	------------------	------------	------------------	------------	------------	--

## G63 AMG

V8 4.0L 3982cc Turbo			100077 100077	2100077 2100077	N/A N/A	200412 200412	N/A N/A	239037 239037	N/A N/A	N/A N/A	
----------------------	--	--	------------------	--------------------	------------	------------------	------------	------------------	------------	------------	--

## GLA250

L4 2.0L 1991cc Turbo	270.920		107515	N/A	4107515	200312	N/A	230654 <sup>78</sup>	N/A <sup>78</sup>	N/A <sup>78</sup>	6
----------------------	---------	--	--------	-----	---------	--------	-----	----------------------	-------------------	-------------------	---

## GLA35 AMG

L4 2.0L 1991cc Turbo	133.980		107515	N/A	4107515	200952	N/A	230130	2230130	N/A	6
----------------------	---------	--	--------	-----	---------	--------	-----	--------	---------	-----	---

## GLA45 AMG

L4 2.0L 1991cc Turbo	133.980		100077	2100077	N/A	200952	N/A	230130	2230130	N/A	6
----------------------	---------	--	--------	---------	-----	--------	-----	--------	---------	-----	---

## GLB 250

L4 2.0L 2000CC 122CID Turbo			107515	N/A	4107515	201038	N/A	230130	2230130	N/A	
-----------------------------	--	--	--------	-----	---------	--------	-----	--------	---------	-----	--

## GLB35 AMG

L4 2.0L 2000CC 122CID Turbo			107515	N/A	4107515	201038	N/A	230130	2230130	N/A	
-----------------------------	--	--	--------	-----	---------	--------	-----	--------	---------	-----	--

## GLC300

I4 2.0L Turbo			107515	N/A	4107515	201088	N/A	230124 <sup>79</sup>	N/A <sup>79</sup>	N/A <sup>79</sup>	
---------------	--	--	--------	-----	---------	--------	-----	----------------------	-------------------	-------------------	--

## GLC300e

L4 2.0L 2000CC 122CID Turbo			107515	N/A	4107515	200548	2200548	230124	N/A	N/A	
-----------------------------	--	--	--------	-----	---------	--------	---------	--------	-----	-----	--

## GLC350e

L4 2.0L 2000CC 122CID Turbo			107515 107515	N/A N/A	4107515 4107515	200548 200548	2200548 2200548	230124 <sup>79</sup> 230124 <sup>79</sup>	N/A <sup>79</sup> N/A <sup>79</sup>	N/A <sup>79</sup> N/A <sup>79</sup>	
-----------------------------	--	--	------------------	------------	--------------------	------------------	--------------------	--	--	--	--

## GLC43 AMG

V6 3.0L 2996cc Turbo	276.823		7059	27059	N/A	200359(2)	N/A	230124 <sup>79</sup>	N/A <sup>79</sup>	N/A <sup>79</sup>	
----------------------	---------	--	------	-------	-----	-----------	-----	----------------------	-------------------	-------------------	--

## GLC63 AMG

V8 4.0L 4000CC 244CID Turbo	V8 BiTurbo		100077	2100077	N/A	200412	N/A	230124 <sup>79</sup>	N/A <sup>79</sup>	N/A <sup>79</sup>	
-----------------------------	------------	--	--------	---------	-----	--------	-----	----------------------	-------------------	-------------------	--

## GLC63 S AMG

V8 4.0L 4000CC 244CID Turbo	V8 BiTurbo		100077	2100077	N/A	200412(2)	N/A	230124 <sup>79</sup>	N/A <sup>79</sup>	N/A <sup>79</sup>	
-----------------------------	------------	--	--------	---------	-----	-----------	-----	----------------------	-------------------	-------------------	--

## GLE350 4MATIC

L4 2.0L 2000CC 122CID Turbo			107515	N/A	4107515	201088	N/A	N/A	N/A	N/A	
-----------------------------	--	--	--------	-----	---------	--------	-----	-----	-----	-----	--

## GLE450

L6 3.0L 3000CC 183CID Turbo						201173	N/A	230544 230707	N/A N/A	N/A N/A	
-----------------------------	--	--	--	--	--	--------	-----	------------------	------------	------------	--

## GLE53 AMG

L6 3.0L 3000CC 183CID Turbo						201173	N/A	230544 230707	N/A N/A	N/A N/A	
-----------------------------	--	--	--	--	--	--------	-----	------------------	------------	------------	--

## GLE580 4MATIC

V8 4.0L 4000CC 244CID Turbo	V8 BiTurbo		100399	N/A	N/A	201089(2)	N/A	N/A	N/A	N/A	
-----------------------------	------------	--	--------	-----	-----	-----------	-----	-----	-----	-----	--

## GLE63 AMG

V8 4.0L 4000CC 244CID Turbo	V8 BiTurbo		100077	2100077	N/A	9704	N/A	230544 230707	N/A N/A	N/A N/A	
-----------------------------	------------	--	--------	---------	-----	------	-----	------------------	------------	------------	--

N/A = Not Available N/R = Not Required N/S = Not Servicable For cabin air locator chart, see pages 5-12 See pages 13-16 for footnotes

1) ProSelect - Normal Driving - Traditional Change Intervals 2) NAPA Gold - Severe Driving - OE Recommended intervals 3) NAPA Platinum - Harsh Driving - OE Recommend Intervals

N/A = Non disponible N/R = Non nécessaire N/S = Non réparable Voir le tableau des filtres et d'habitacle aux pages 5-12 Voir pages 13-16 pour des notes

1) NAPA ProSelect et Argent - Conduite normale - Intervalles normaux de remplacement 2) NAPA Or - Conduite difficile - Intervalles recommandés par FEO 3) NAPA Platine - Conduite très difficile - Intervalles recommandés par FEO

N/A = No disponible N/R = No requerido N/S = No Servicable Para el aire de la cabina y tabla de localización de filtro, consulte las páginas 5-12 Ver las páginas 13-16 para las notas al pie de página

1) NAPA ProSelect y Plata - Manejo normal - Intervalos normales de cambio 2) NAPA Oro - Manejo difícil - Intervalos recomendados por el OEM 3) NAPA Platino - Manejo muy difícil - Intervalos recomendados por el OEM

*Italicized Part Numbers May Not Be Available.*

Las piezas con números en *italicas* pueden no estar disponibles.  
Les numéros de pièce en *italiques* peuvent ne pas être disponibles.



Pass Car Light Truck - Oil - Air - Cabin

MERCEDES BENZ 2021

Year/Año/Année Model/Modelo/Modèle Engine/Motor/Moteur	Eng. Code Código de motor Code moteur	VIN NIV NIV	GOLD Oil Aceite Huile	ProSelect Oil Aceite Huile	Platinum Oil Aceite Huile	GOLD Air Aire Air	ProSelect Air Aire Air	GOLD Cabin Air Cabina Aire Cabine Air	ProSelect Cabin Air Cabina Aire Cabine Air	Platinum Cabin Air Cabina Aire Cabine Air	Loc. Cabin Air Cabina Aire Cabine Air
--	---	-------------------	--------------------------------	-------------------------------------	------------------------------------	----------------------------	---------------------------------	--	---	--	--

MERCEDES BENZ (Cont'd/Suite)

**2021** (Cont'd/Suite)

**GLE63 AMG S 4MATIC**

V8 4.0L 4000CC 244CID Turbo	V8 BiTurbo		100077	2100077	N/A	9704	N/A	230544 230707	N/A N/A	N/A N/A	
-----------------------------	------------	--	--------	---------	-----	------	-----	------------------	------------	------------	--

**GLS 450**

L6 3.0L 3000CC 183CID Turbo						200359(2)	N/A	230124 <sup>79</sup> 230518 <sup>78</sup>	N/A <sup>79</sup> N/A <sup>78</sup>	N/A <sup>79</sup> N/A <sup>78</sup>	
-----------------------------	--	--	--	--	--	-----------	-----	--	--	--	--

**GLS 580**

V8 4.0L 3982cc Turbo			100399	N/A	N/A	201089	N/A	230124 <sup>79</sup>	N/A <sup>79</sup>	N/A <sup>79</sup>	
----------------------	--	--	--------	-----	-----	--------	-----	----------------------	-------------------	-------------------	--

**GLS63 AMG**

V8 4.0L 3982cc Turbo			100399	N/A	N/A	201089	N/A	230124 <sup>79</sup>	N/A <sup>79</sup>	N/A <sup>79</sup>	
----------------------	--	--	--------	-----	-----	--------	-----	----------------------	-------------------	-------------------	--

**Maybach GLS600**

V8 4.0L 4000CC 244CID Turbo	V8 BiTurbo		100077	2100077	N/A	201086(2)	N/A	N/A	N/A	N/A	
-----------------------------	------------	--	--------	---------	-----	-----------	-----	-----	-----	-----	--

**METRIS**

L4 2.0L 1991cc Turbo			107515	N/A	4107515	200559	N/A	N/A 230090	N/A N/A	N/A N/A	
----------------------	--	--	--------	-----	---------	--------	-----	---------------	------------	------------	--

**S450**

V6 3.0L 3000CC 183CID Turbo	V6 BiTurbo		7059	27059	N/A	200359(2)	N/A	N/A	N/A	N/A	
-----------------------------	------------	--	------	-------	-----	-----------	-----	-----	-----	-----	--

**S500 4matic 4MATIC**

L6 3.0L 3000CC 183CID Turbo						201173	N/A	N/A	N/A	N/A	
-----------------------------	--	--	--	--	--	--------	-----	-----	-----	-----	--

**S560**

V8 4.0L 4000CC 244CID Turbo	V8 BiTurbo		100399	N/A	N/A	201089	N/A	N/A	N/A	N/A	
-----------------------------	------------	--	--------	-----	-----	--------	-----	-----	-----	-----	--

**S63 AMG**

V8 4.0L 4000CC 244CID Turbo	V8 BiTurbo		100399	N/A	N/A	201086 Right 201087 Left	N/A Right N/A Left	N/A	N/A	N/A	
-----------------------------	------------	--	--------	-----	-----	-----------------------------------	-----------------------------	-----	-----	-----	--

**S65 AMG**

V12 6.0L 6000CC 366CID Turbo			7198	N/A	N/A			N/A	N/A	N/A	
------------------------------	--	--	------	-----	-----	--	--	-----	-----	-----	--

**SL450**

V6 3.0L Turbo			7059	27059	N/A	200359(2)	N/A	9357	229357	N/A	
---------------	--	--	------	-------	-----	-----------	-----	------	--------	-----	--

**SL550**

V8 4.7L 4700CC 287CID Turbo			7059 100077	27059 2100077	N/A N/A	9704(2)	N/A	9357	229357	N/A	4
-----------------------------	--	--	----------------	------------------	------------	---------	-----	------	--------	-----	---

**SL63 AMG**

V8 5.5L 5461cc Turbo	157.983		100077	2100077	N/A	9704(2)	N/A	9357	229357	N/A	1
----------------------	---------	--	--------	---------	-----	---------	-----	------	--------	-----	---

**SLC300**

L4 2.0L 1991cc Turbo	274.92		107515	N/A	4107515	200548	2200548	9373	N/A	N/A	
----------------------	--------	--	--------	-----	---------	--------	---------	------	-----	-----	--

**SLC43 AMG**

V6 3.0L 2996cc Turbo			7059	27059	N/A	200359(2)	N/A	9373	N/A	N/A	
----------------------	--	--	------	-------	-----	-----------	-----	------	-----	-----	--

**SPRINTER 1500**

L4 2.0L 2000CC 122CID Turbo			107515	N/A	4107515	9876	29876	230090 230681	N/A N/A	N/A N/A	
-----------------------------	--	--	--------	-----	---------	------	-------	------------------	------------	------------	--

**SPRINTER 2500**

L4 2.0L 2000CC 122CID Turbo			107515	N/A	4107515	9876	29876	230090 230681	N/A N/A	N/A N/A	
L4 2.1L 2143CC 131CID Turbo Diesel	651.958		100026	2100026	N/A	9876	29876	230090 230681	N/A N/A	N/A N/A	
V6 3.0L 2987cc Turbo Diesel	642.896		7062	27062	N/A	9876	29876	230090 230681	N/A N/A	N/A N/A	3 3

**SPRINTER 3500**

L4 2.0L 2000CC 122CID Turbo			107515	N/A	4107515	9876	29876	230090 230681	N/A N/A	N/A N/A	
-----------------------------	--	--	--------	-----	---------	------	-------	------------------	------------	------------	--

N/A = Not Available N/R = Not Required N/S = Not Servicable For cabin air locator chart, see pages 5-12 See pages 13-16 for footnotes

1) ProSelect - Normal Driving - Traditional Change Intervals 2) NAPA Gold - Severe Driving - OE Recommended intervals 3) NAPA Platinum - Harsh Driving - OE Recommend Intervals

N/A = Non disponible N/R = Non nécessaire N/S = Non réparable Voir le tableau des filtres et d'habitacle aux pages 5-12 Voir pages 13-16 pour des notes

1) NAPA ProSelect et Argent - Conduite normale - Intervalles normaux de remplacement 2) NAPA Or - Conduite difficile - Intervalles recommandés par FEO 3) NAPA Platine - Conduite très difficile - Intervalles recommandés par FEO

N/A = No disponible N/R = No requerido N/S = No Servicable Para el aire de la cabina y tabla de localización de filtro, consulte las páginas 5-12 Ver las páginas 13-16 para las notas al pie de página

1) NAPA ProSelect y Plata - Manejo normal - Intervalos normales de cambio 2) NAPA Oro - Manejo difícil - Intervalos recomendados por el OEM 3) NAPA Platino - Manejo muy difícil - Intervalos recomendados por el OEM

*Italicized Part Numbers May Not Be Available.*

Las piezas con números en *italicas* pueden no estar disponibles.

Les numéros de pièce en *italiques* peuvent ne pas être disponibles.

P  
a  
s  
s  
C  
a  
r  
L  
i  
g  
h  
t  
T  
r  
u  
c  
k  
O  
i  
l  
-  
A  
i  
r  
-  
C  
a  
b  
i  
n



MERCEDES BENZ 2021-2020

Pass Car Light Truck - Oil - Air - Cabin

Year/Año/Année Model/Modelo/Modele Engine/Motor/Moteur	Eng. Code Código de motor Code moteur	VIN NIV NIV	GOLD Oil Aceite Huile	ProSelect Oil Aceite Huile	Platinum Oil Aceite Huile	GOLD Air Aire Air	ProSelect Air Aire Air	GOLD Cabin Air Cabina Aire Cabine Air	ProSelect Cabin Air Cabina Aire Cabine Air	Platinum Cabin Air Cabina Aire Cabine Air	Loc. Cabin Air Cabina Aire Cabine Air
--	---	-------------------	--------------------------------	-------------------------------------	------------------------------------	----------------------------	---------------------------------	--	---	--	--

MERCEDES BENZ (Cont'd/Suite)

**2021** (Cont'd/Suite)

**SPRINTER 3500 (Cont'd/Suite)**

L4 2.1L 2143CC 131CID Turbo Diesel	651-958		100026	2100026	N/A	9876	29876	230090 230681	N/A N/A	N/A N/A	
V6 3.0L 2987cc Turbo Diesel	642.896		7062	27062	N/A	9876	29876	230090 230681	N/A N/A	N/A N/A	3 3

**SPRINTER 3500XD**

L4 2.0L 2000CC 122CID Turbo			107515	N/A	4107515	9876	29876	230090 230681	N/A N/A	N/A N/A	
L4 2.1L 2143CC 131CID Turbo Diesel	651-958		100026	2100026	N/A	9876	29876	230090 230681	N/A N/A	N/A N/A	
V6 3.0L 2987cc Turbo Diesel	642.896		7062	27062	N/A	9876	29876	230090 230681	N/A N/A	N/A N/A	3 3

**SPRINTER 4500**

V6 3.0L 2987cc Turbo Diesel	642.896		7062	27062	N/A	9876	29876	230681 230090	N/A N/A	N/A N/A	3 3
-----------------------------	---------	--	------	-------	-----	------	-------	------------------	------------	------------	--------

**2020**

**A 220**

L4 2.0L 2000CC 122CID Turbo	M260 DE20 LA		107515	N/A	4107515	201038	N/A	230654 <sup>78</sup>	N/A <sup>78</sup>	N/A <sup>78</sup>	
-----------------------------	--------------	--	--------	-----	---------	--------	-----	----------------------	-------------------	-------------------	--

**A 220 4MATIC**

L4 2.0L 2000CC 122CID Turbo	M260 DE20 LA		107515	N/A	4107515	201038	N/A	230654 <sup>78</sup>	N/A <sup>78</sup>	N/A <sup>78</sup>	
-----------------------------	--------------	--	--------	-----	---------	--------	-----	----------------------	-------------------	-------------------	--

**A250**

L4 2.0L 2000CC 122CID Turbo			107515 107515	N/A N/A	4107515 4107515	201038 201038	N/A N/A	230654 <sup>78</sup> 230654 <sup>78</sup>	N/A <sup>78</sup> N/A <sup>78</sup>	N/A <sup>78</sup> N/A <sup>78</sup>	
-----------------------------	--	--	------------------	------------	--------------------	------------------	------------	--	--	--	--

**AMG GT**

V8 4.0L 3982cc Turbo			100077	2100077	N/A	200389(2)	N/A	9357	229357	N/A	
----------------------	--	--	--------	---------	-----	-----------	-----	------	--------	-----	--

**AMG GT 53**

L6 3.0L 3000CC 183CID Turbo						201173	N/A	N/A	N/A	N/A	
-----------------------------	--	--	--	--	--	--------	-----	-----	-----	-----	--

**AMG GT 63**

V8 4.0L 3982cc Turbo			100077	2100077	N/A	201086 Right 201087 Left	N/A Right N/A Left	N/A	N/A	N/A	
----------------------	--	--	--------	---------	-----	-----------------------------------	-----------------------------	-----	-----	-----	--

**AMG GT C**

V8 4.0L 3982cc Turbo			100077	2100077	N/A	200389(2)	N/A	9357	229357	N/A	
----------------------	--	--	--------	---------	-----	-----------	-----	------	--------	-----	--

**AMG GT R**

V8 4.0L 3982cc Turbo			100077	2100077	N/A	200389	N/A	9357	229357	N/A	
----------------------	--	--	--------	---------	-----	--------	-----	------	--------	-----	--

**C300**

L4 2.0L Turbo			107515	N/A	4107515	201088	N/A	230124 <sup>79</sup>	N/A <sup>79</sup>	N/A <sup>79</sup>	
---------------	--	--	--------	-----	---------	--------	-----	----------------------	-------------------	-------------------	--

**C43 AMG**

V6 3.0L 2996cc Turbo			7059	27059	N/A	200359(2)	N/A	230124 <sup>79</sup>	N/A <sup>79</sup>	N/A <sup>79</sup>	
----------------------	--	--	------	-------	-----	-----------	-----	----------------------	-------------------	-------------------	--

**C63 AMG**

V8 4.0L 3982cc Turbo			100077	2100077	N/A	200412(2)	N/A	230124 <sup>79</sup>	N/A <sup>79</sup>	N/A <sup>79</sup>	6
----------------------	--	--	--------	---------	-----	-----------	-----	----------------------	-------------------	-------------------	---

**C63 AMG S**

V8 4.0L 3982cc Turbo			100077	2100077	N/A	200412(2)	N/A	230124 <sup>79</sup>	N/A <sup>79</sup>	N/A <sup>79</sup>	6
----------------------	--	--	--------	---------	-----	-----------	-----	----------------------	-------------------	-------------------	---

**CLA250**

L4 2.0L 1991cc Turbo	270.920		107515	N/A	4107515	200312	N/A	230130	2230130	N/A	6
----------------------	---------	--	--------	-----	---------	--------	-----	--------	---------	-----	---

**CLA35 AMG**

L4 2.0L 1991cc Turbo	270.920		107515	N/A	4107515	200312	N/A	230130	2230130	N/A	6
----------------------	---------	--	--------	-----	---------	--------	-----	--------	---------	-----	---

**CLA45 AMG**

L4 2.0L 1991cc Turbo	270.920		100077	2100077	N/A	200952	N/A	230130	2230130	N/A	6
----------------------	---------	--	--------	---------	-----	--------	-----	--------	---------	-----	---

**CLS 450**

L6 3.0L 3000CC 183CID Turbo						201173	N/A	230124 <sup>79</sup>	N/A <sup>79</sup>	N/A <sup>79</sup>	
-----------------------------	--	--	--	--	--	--------	-----	----------------------	-------------------	-------------------	--

N/A = Not Available N/R = Not Required N/S = Not Servicable For cabin air locator chart, see pages 5-12 See pages 13-16 for footnotes

1) ProSelect - Normal Driving - Traditional Change Intervals 2) NAPA Gold - Severe Driving - OE Recommended intervals 3) NAPA Platinum - Harsh Driving - OE Recommend Intervals

N/A = Non disponible N/R = Non nécessaire N/S = Non réparable Voir le tableau des filtres et d'habitacle aux pages 5-12 Voir pages 13-16 pour des notes

1) NAPA ProSelect et Argent - Conduite normale - Intervalles normaux de remplacement 2) NAPA Or - Conduite difficile - Intervalles recommandés par FEO 3) NAPA Platine - Conduite très difficile - Intervalles recommandés par FEO

N/A = No disponible N/R = No requerido N/S = No Servicable Para el aire de la cabina y tabla de localización de filtro, consulte las páginas 5-12 Ver las páginas 13-16 para las notas al pie de página

1) NAPA ProSelect y Plata - Manejo normal - Intervalos normales de cambio 2) NAPA Oro - Manejo difícil - Intervalos recomendados por el OEM 3) NAPA Platino - Manejo muy difícil - Intervalos recomendados por el OEM

*Italicized Part Numbers May Not Be Available.*

Las piezas con números en *italicas* pueden no estar disponibles.  
Les numéros de pièce en *italiques* peuvent ne pas être disponibles.



Pass Car Light Truck - Oil - Air - Cabin

MERCEDES BENZ 2020

Year/Año/Année Model/Modelo/Modèle Engine/Motor/Moteur	Eng. Code Código de motor Code moteur	VIN NIV NIV	GOLD Oil Aceite Huile	ProSelect Oil Aceite Huile	Platinum Oil Aceite Huile	GOLD Air Aire Air	ProSelect Air Aire Air	GOLD Cabin Air Cabina Aire Cabine Air	ProSelect Cabin Air Cabina Aire Cabine Air	Platinum Cabin Air Cabina Aire Cabine Air	Loc. Cabin Air Cabina Aire Cabine Air
--	---	-------------------	--------------------------------	-------------------------------------	------------------------------------	----------------------------	---------------------------------	--	---	--	--

MERCEDES BENZ (Cont'd/Suite)

**2020** (Cont'd/Suite)

**CLS 450 4MATIC**

L6 3.0L 3000CC 183CID Turbo						N/S	N/S	230124 <sup>79</sup>	N/A <sup>79</sup>	N/A <sup>79</sup>	
-----------------------------	--	--	--	--	--	-----	-----	----------------------	-------------------	-------------------	--

**CLS 53 AMG**

L6 3.0L 3000CC 183CID Turbo					201173		N/A	230124 <sup>79</sup>	N/A <sup>79</sup>	N/A <sup>79</sup>	
-----------------------------	--	--	--	--	--------	--	-----	----------------------	-------------------	-------------------	--

**E350**

L4 2.0L Turbo			107515	N/A	4107515	201088	N/A	N/A	N/A	N/A	
---------------	--	--	--------	-----	---------	--------	-----	-----	-----	-----	--

**E450**

V6 3.0L 3000CC 183CID Turbo	V6 BiTurbo		7059	27059	N/A	200359(2)	N/A	N/A	N/A	N/A	
-----------------------------	------------	--	------	-------	-----	-----------	-----	-----	-----	-----	--

**E53 AMG**

L6 3.0L 3000CC 183CID Turbo						201173	N/A	230124 <sup>79</sup>	N/A <sup>79</sup>	N/A <sup>79</sup>	
-----------------------------	--	--	--	--	--	--------	-----	----------------------	-------------------	-------------------	--

**E63 AMG**

V8 4.0L 3982cc Turbo			100077	2100077	N/A	201086 Right 201087 Left	N/A Right N/A Left	230124	N/A	N/A	
----------------------	--	--	--------	---------	-----	-----------------------------------	-----------------------------	--------	-----	-----	--

**E63 AMG S**

V8 4.0L 3982cc Turbo			100077	2100077	N/A	201086 Right 201087 Left	N/A Right N/A Left	230124 <sup>79</sup>	N/A <sup>79</sup>	N/A <sup>79</sup>	
----------------------	--	--	--------	---------	-----	-----------------------------------	-----------------------------	----------------------	-------------------	-------------------	--

**G550**

V8 4.0L 3982cc Turbo			100077 100077	2100077 2100077	N/A N/A	201089 201089	N/A N/A	239037 239037	N/A N/A	N/A N/A	
----------------------	--	--	------------------	--------------------	------------	------------------	------------	------------------	------------	------------	--

**G63 AMG**

V8 4.0L 3982cc Turbo			100077 100077	2100077 2100077	N/A N/A	200412 200412	N/A N/A	239037 239037	N/A N/A	N/A N/A	
----------------------	--	--	------------------	--------------------	------------	------------------	------------	------------------	------------	------------	--

**GLA250**

L4 2.0L 1991cc Turbo	270.920		107515	N/A	4107515	200312	N/A	230130	2230130	N/A	6
----------------------	---------	--	--------	-----	---------	--------	-----	--------	---------	-----	---

**GLA45 AMG**

L4 2.0L 1991cc Turbo	133.980		100077	2100077	N/A	200952	N/A	230130	2230130	N/A	6
----------------------	---------	--	--------	---------	-----	--------	-----	--------	---------	-----	---

**GLB 250**

L4 2.0L 2000CC 122CID Turbo			107515	N/A	4107515	201038	N/A	230130	2230130	N/A	
-----------------------------	--	--	--------	-----	---------	--------	-----	--------	---------	-----	--

**GLC300**

I4 2.0L Turbo			107515	N/A	4107515	201088	N/A	230124 <sup>79</sup>	N/A <sup>79</sup>	N/A <sup>79</sup>	
---------------	--	--	--------	-----	---------	--------	-----	----------------------	-------------------	-------------------	--

**GLC350e**

L4 2.0L 2000CC 122CID Turbo			107515 107515	N/A N/A	4107515 4107515	200548 200548	2200548 2200548	230124 <sup>79</sup> 230124 <sup>79</sup>	N/A <sup>79</sup> N/A <sup>79</sup>	N/A <sup>79</sup> N/A <sup>79</sup>	
-----------------------------	--	--	------------------	------------	--------------------	------------------	--------------------	--	--	--	--

**GLC43 AMG**

V6 3.0L 2996cc Turbo	276.823		7059	27059	N/A	200359(2)	N/A	230124 <sup>79</sup>	N/A <sup>79</sup>	N/A <sup>79</sup>	
----------------------	---------	--	------	-------	-----	-----------	-----	----------------------	-------------------	-------------------	--

**GLC63 AMG**

V8 4.0L 4000CC 244CID Turbo	V8 BiTurbo		100077	2100077	N/A	200412	N/A	230124 <sup>79</sup>	N/A <sup>79</sup>	N/A <sup>79</sup>	
-----------------------------	------------	--	--------	---------	-----	--------	-----	----------------------	-------------------	-------------------	--

**GLC63 S AMG AMG**

V8 4.0L 4000CC 244CID Turbo	V8 BiTurbo		100077	2100077	N/A	200412(2)	N/A	230124 <sup>79</sup>	N/A <sup>79</sup>	N/A <sup>79</sup>	
-----------------------------	------------	--	--------	---------	-----	-----------	-----	----------------------	-------------------	-------------------	--

**GLE350 4MATIC**

L4 2.0L 2000CC 122CID Turbo			107515	N/A	4107515	201088	N/A	N/A	N/A	N/A	
-----------------------------	--	--	--------	-----	---------	--------	-----	-----	-----	-----	--

**GLE450**

L6 3.0L 3000CC 183CID Turbo						201173	N/A	230544 230707	N/A N/A	N/A N/A	
-----------------------------	--	--	--	--	--	--------	-----	------------------	------------	------------	--

**GLE580 4MATIC**

V8 4.0L 4000CC 244CID Turbo	V8 BiTurbo		100399	N/A	N/A	201089(2)	N/A	N/A	N/A	N/A	
-----------------------------	------------	--	--------	-----	-----	-----------	-----	-----	-----	-----	--

N/A = Not Available N/R = Not Required N/S = Not Servicable For cabin air locator chart, see pages 5-12 See pages 13-16 for footnotes

1) ProSelect - Normal Driving - Traditional Change Intervals 2) NAPA Gold - Severe Driving - OE Recommended intervals 3) NAPA Platinum - Harsh Driving - OE Recommend Intervals

N/A = Non disponible N/R = Non nécessaire N/S = Non réparable Voir le tableau des filtres et d'habitacle aux pages 5-12 Voir pages 13-16 pour des notes

1) NAPA ProSelect et Argent - Conduite normale - Intervalles normaux de remplacement 2) NAPA Or - Conduite difficile - Intervalles recommandés par FEO 3) NAPA Platine - Conduite très difficile - Intervalles recommandés par FEO

N/A = No disponible N/R = No requerido N/S = No Servicable Para el aire de la cabina y tabla de localización de filtro, consulte las páginas 5-12 Ver las páginas 13-16 para las notas al pie de página

1) NAPA ProSelect y Plata - Manejo normal - Intervalos normales de cambio 2) NAPA Oro - Manejo difícil - Intervalos recomendados por el OEM 3) NAPA Platino - Manejo muy difícil - Intervalos recomendados por el OEM

*Italicized Part Numbers May Not Be Available.*

Las piezas con números en *italicas* pueden no estar disponibles.

Les numéros de pièce en *italiques* peuvent ne pas être disponibles.

P  
a  
s  
s  
C  
a  
r  
L  
i  
g  
h  
t  
T  
r  
u  
c  
k  
O  
i  
l  
-  
A  
i  
r  
-  
C  
a  
b  
i  
n





MERCEDES BENZ 2020

Pass Car Light Truck - Oil - Air - Cabin

Year/Año/Année Model/Modelo/Modele Engine/Motor/Moteur	Eng. Code Código de motor Code moteur	VIN NIV NIV	GOLD Oil Aceite Huile	ProSelect Oil Aceite Huile	Platinum Oil Aceite Huile	GOLD Air Aire Air	ProSelect Air Aire Air	GOLD Cabin Air Cabina Aire Cabine Air	ProSelect Cabin Air Cabina Aire Cabine Air	Platinum Cabin Air Cabina Aire Cabine Air	Loc. Cabin Air Cabina Aire Cabine Air
--	---	-------------------	--------------------------------	-------------------------------------	------------------------------------	----------------------------	---------------------------------	--	---	--	--

MERCEDES BENZ (Cont'd/Suite)

**2020** (Cont'd/Suite)

**GLE63 AMG**

V8 4.0L 4000CC 244CID Turbo	V8 Biturbo		100077	2100077	N/A	9704	N/A	230544 N/A	N/A N/A	N/A N/A	
-----------------------------	------------	--	--------	---------	-----	------	-----	---------------	------------	------------	--

**GLE63 AMG S 4MATIC**

V8 4.0L 4000CC 244CID Turbo	V8 Biturbo		100077	2100077	N/A	9704	N/A	N/A	N/A	N/A	
-----------------------------	------------	--	--------	---------	-----	------	-----	-----	-----	-----	--

**GLS 450**

L6 3.0L 3000CC 183CID Turbo						200359(2)	N/A	230124 <sup>79</sup> 230518 <sup>78</sup>	N/A <sup>79</sup> N/A <sup>78</sup>	N/A <sup>79</sup> N/A <sup>78</sup>	
-----------------------------	--	--	--	--	--	-----------	-----	--	--	--	--

**GLS 580**

V8 4.0L 3982cc Turbo			100399	N/A	N/A	201089	N/A	230124 <sup>79</sup>	N/A <sup>79</sup>	N/A <sup>79</sup>	
----------------------	--	--	--------	-----	-----	--------	-----	----------------------	-------------------	-------------------	--

**Maybach S560**

V8 4.0L 3982cc Turbo			100399	N/A	N/A	201089(2)	N/A	N/A	N/A	N/A	
----------------------	--	--	--------	-----	-----	-----------	-----	-----	-----	-----	--

**METRIS**

L4 2.0L 1991cc Turbo			107515	N/A	4107515	200559	N/A	N/A 230090	N/A N/A	N/A N/A	
----------------------	--	--	--------	-----	---------	--------	-----	---------------	------------	------------	--

**S450**

V6 3.0L 3000CC 183CID Turbo	V6 Biturbo		7059	27059	N/A	200359(2)	N/A	N/A	N/A	N/A	
-----------------------------	------------	--	------	-------	-----	-----------	-----	-----	-----	-----	--

**S560**

V8 4.0L 4000CC 244CID Turbo	V8 Biturbo		100399	N/A	N/A	201089	N/A	N/A	N/A	N/A	
-----------------------------	------------	--	--------	-----	-----	--------	-----	-----	-----	-----	--

**S63 AMG**

V8 4.0L 4000CC 244CID Turbo	V8 Biturbo		100399	N/A	N/A	201086 Right 201087 Left	N/A Right N/A Left	N/A	N/A	N/A	
-----------------------------	------------	--	--------	-----	-----	-----------------------------------	-----------------------------	-----	-----	-----	--

**S65 AMG**

V12 6.0L 6000CC 366CID Turbo			7198	N/A	N/A	N/A	N/A	N/A	N/A	N/A	
------------------------------	--	--	------	-----	-----	-----	-----	-----	-----	-----	--

**SL450**

V6 3.0L Turbo			7059	27059	N/A	200359(2)	N/A	9357	229357	N/A	
---------------	--	--	------	-------	-----	-----------	-----	------	--------	-----	--

**SL550**

V8 4.7L 4700CC 287CID Turbo			7059 100077	27059 2100077	N/A N/A	9704(2)	N/A	9357	229357	N/A	4
-----------------------------	--	--	----------------	------------------	------------	---------	-----	------	--------	-----	---

**SL63 AMG**

V8 5.5L 5461cc Turbo	157.983		100077	2100077	N/A	9704(2)	N/A	9357	229357	N/A	1
----------------------	---------	--	--------	---------	-----	---------	-----	------	--------	-----	---

**SLC300**

L4 2.0L 1991cc Turbo	274.92		107515	N/A	4107515	200548	2200548	9373	N/A	N/A	
----------------------	--------	--	--------	-----	---------	--------	---------	------	-----	-----	--

**SLC43 AMG**

V6 3.0L 2996cc Turbo			7059	27059	N/A	200359(2)	N/A	9373	N/A	N/A	
----------------------	--	--	------	-------	-----	-----------	-----	------	-----	-----	--

**SPRINTER 1500**

L4 2.0L 2000CC 122CID Turbo			107515	N/A	4107515	9876	29876	230681 N/A	N/A N/A	N/A N/A	
-----------------------------	--	--	--------	-----	---------	------	-------	---------------	------------	------------	--

**SPRINTER 2500**

L4 2.0L 2000CC 122CID Turbo			107515	N/A	4107515	9876	29876	230090 230681	N/A N/A	N/A N/A	
L4 2.1L 2143CC 131CID Turbo Diesel	651-958		100026	2100026	N/A	9876	29876	230090 230681	N/A N/A	N/A N/A	
V6 3.0L 2987cc Turbo Diesel	642.896		7062	27062	N/A	9876	29876	230090 230681	N/A N/A	N/A N/A	3 3

**SPRINTER 3500**

L4 2.1L 2143CC 131CID Turbo Diesel	651-958		100026	2100026	N/A	9876	29876	230090 230681	N/A N/A	N/A N/A	
V6 3.0L 2987cc Turbo Diesel	642.896		7062	27062	N/A	9876	29876	230090 230681	N/A N/A	N/A N/A	3 3

N/A = Not Available N/R = Not Required N/S = Not Servicable For cabin air locator chart, see pages 5-12 See pages 13-16 for footnotes

1) ProSelect - Normal Driving - Traditional Change Intervals 2) NAPA Gold - Severe Driving - OE Recommended intervals 3) NAPA Platinum - Harsh Driving - OE Recommend Intervals

N/A = Non disponible N/R = Non nécessaire N/S = Non réparable Voir le tableau des filtres et d'habitacle aux pages 5-12 Voir pages 13-16 pour des notes

1) NAPA ProSelect et Argent - Conduite normale - Intervalles normaux de remplacement 2) NAPA Or - Conduite difficile - Intervalles recommandés par FEO 3) NAPA Platine - Conduite très difficile - Intervalles recommandés par FEO

N/A = No disponible N/R = No requerido N/S = No Servicable Para el aire de la cabina y tabla de localización de filtro, consulte las páginas 5-12 Ver las páginas 13-16 para las notas al pie de página

1) NAPA ProSelect y Plata - Manejo normal - Intervalos normales de cambio 2) NAPA Oro - Manejo difícil - Intervalos recomendados por el OEM 3) NAPA Platino - Manejo muy difícil - Intervalos recomendados por el OEM

*Italicized Part Numbers May Not Be Available.*

Las piezas con números en *italicas* pueden no estar disponibles.  
Les numéros de pièce en *italiques* peuvent ne pas être disponibles.



Pass Car Light Truck - Oil - Air - Cabin

MERCEDES BENZ 2020-2019

Year/Año/Année Model/Modelo/Modèle Engine/Motor/Moteur	Eng. Code Código de motor Code moteur	VIN NIV NIV	GOLD Oil Aceite Huile	ProSelect Oil Aceite Huile	Platinum Oil Aceite Huile	GOLD Air Aire Air	ProSelect Air Aire Air	GOLD Cabin Air Cabina Aire Cabine Air	ProSelect Cabin Air Cabina Aire Cabine Air	Platinum Cabin Air Cabina Aire Cabine Air	Loc. Cabin Air Cabina Aire Cabine Air
--	---	-------------------	--------------------------------	-------------------------------------	------------------------------------	----------------------------	---------------------------------	--	---	--	--

MERCEDES BENZ (Cont'd/Suite)

**2020** (Cont'd/Suite)

**SPRINTER 4500**

V6 3.0L 2987cc Turbo Diesel	642.896		7062	27062	N/A	9876	29876	230681 230090	N/A N/A	N/A N/A	3 3
-----------------------------	---------	--	------	-------	-----	------	-------	------------------	------------	------------	--------

**2019**

**220**

Electric Drive Electric			N/R	N/R	N/R			9351 9351	N/A N/A	N/A N/A	3 3
-------------------------	--	--	-----	-----	-----	--	--	--------------	------------	------------	--------

**A 220**

L4 2.0L 2000CC 122CID Turbo	M260 DE20 LA		107515	N/A	4107515	201038	N/A	230654 <sup>78</sup>	N/A <sup>78</sup>	N/A <sup>78</sup>	
-----------------------------	--------------	--	--------	-----	---------	--------	-----	----------------------	-------------------	-------------------	--

**A 220 4MATIC**

L4 2.0L 2000CC 122CID Turbo	M260 DE20 LA		107515	N/A	4107515	201038	N/A	230654 <sup>78</sup>	N/A <sup>78</sup>	N/A <sup>78</sup>	
-----------------------------	--------------	--	--------	-----	---------	--------	-----	----------------------	-------------------	-------------------	--

**A250**

L4 2.0L 2000CC 122CID Turbo			107515 107515	N/A N/A	4107515 4107515	201038 201038	N/A N/A	230654 <sup>78</sup> 230654 <sup>78</sup>	N/A <sup>78</sup> N/A <sup>78</sup>	N/A <sup>78</sup> N/A <sup>78</sup>	
-----------------------------	--	--	------------------	------------	--------------------	------------------	------------	--	--	--	--

**AMG GT**

V8 4.0L 3982cc Turbo			100077	2100077	N/A	200389(2)	N/A	9357	229357	N/A	
----------------------	--	--	--------	---------	-----	-----------	-----	------	--------	-----	--

**AMG GT 53**

L6 3.0L 3000CC 183CID Turbo						201173	N/A	N/A	N/A	N/A	
-----------------------------	--	--	--	--	--	--------	-----	-----	-----	-----	--

**AMG GT C**

V8 4.0L 3982cc Turbo			100077	2100077	N/A	200389(2)	N/A	9357 <sup>78</sup>	229357 <sup>78</sup>	N/A <sup>78</sup>	
----------------------	--	--	--------	---------	-----	-----------	-----	--------------------	----------------------	-------------------	--

**AMG GT R**

V8 4.0L 3982cc Turbo			100077	2100077	N/A	200389	N/A	9357	229357	N/A	
----------------------	--	--	--------	---------	-----	--------	-----	------	--------	-----	--

**AMG GT S**

V8 4.0L 3982cc Turbo			100077	2100077	N/A	200389(2)	N/A	9357 <sup>78</sup>	229357 <sup>78</sup>	N/A <sup>78</sup>	
----------------------	--	--	--------	---------	-----	-----------	-----	--------------------	----------------------	-------------------	--

**B250**

L4 2.0L 2000CC 122CID Turbo			107515	N/A	4107515	200312	N/A	230130	2230130	N/A	
-----------------------------	--	--	--------	-----	---------	--------	-----	--------	---------	-----	--

**C300**

L4 2.0L Turbo			107515	N/A	4107515	200548	2200548	230124 <sup>79</sup>	N/A <sup>79</sup>	N/A <sup>79</sup>	
---------------	--	--	--------	-----	---------	--------	---------	----------------------	-------------------	-------------------	--

**C350e**

L4 2.0L 1991cc Turbo Electric/Gas	274.92		107515	N/A	4107515	200548	2200548	N/A	N/A	N/A	
-----------------------------------	--------	--	--------	-----	---------	--------	---------	-----	-----	-----	--

**C43 AMG**

V6 3.0L 2996cc Turbo			7059	27059	N/A	200359(2)	N/A	230124 <sup>79</sup>	N/A <sup>79</sup>	N/A <sup>79</sup>	
----------------------	--	--	------	-------	-----	-----------	-----	----------------------	-------------------	-------------------	--

**C63 AMG**

V8 4.0L 3982cc Turbo			100077	2100077	N/A	200412(2)	N/A	230124 <sup>79</sup>	N/A <sup>79</sup>	N/A <sup>79</sup>	6
----------------------	--	--	--------	---------	-----	-----------	-----	----------------------	-------------------	-------------------	---

**C63 AMG S**

V8 4.0L 3982cc Turbo			100077	2100077	N/A	200412(2)	N/A	230124 <sup>79</sup>	N/A <sup>79</sup>	N/A <sup>79</sup>	6
----------------------	--	--	--------	---------	-----	-----------	-----	----------------------	-------------------	-------------------	---

**CLA250**

L4 2.0L 1991cc Turbo	270.920		107515	N/A	4107515	200312	N/A	230130 <sup>78</sup>	2230130 <sup>78</sup>	N/A <sup>78</sup>	6
----------------------	---------	--	--------	-----	---------	--------	-----	----------------------	-----------------------	-------------------	---

**CLA45 AMG**

L4 2.0L 1991cc Turbo	270.920		100077	2100077	N/A	200952	N/A	230130 <sup>78</sup>	2230130 <sup>78</sup>	N/A <sup>78</sup>	6
----------------------	---------	--	--------	---------	-----	--------	-----	----------------------	-----------------------	-------------------	---

**CLS 450**

L6 3.0L 3000CC 183CID Turbo						201173	N/A	230124 <sup>79</sup>	N/A <sup>79</sup>	N/A <sup>79</sup>	
-----------------------------	--	--	--	--	--	--------	-----	----------------------	-------------------	-------------------	--

**CLS 450 4MATIC**

L6 3.0L 3000CC 183CID Turbo						N/S	N/S	230124 <sup>79</sup>	N/A <sup>79</sup>	N/A <sup>79</sup>	
-----------------------------	--	--	--	--	--	-----	-----	----------------------	-------------------	-------------------	--

**CLS 53 AMG**

L6 3.0L 3000CC 183CID Turbo						201173	N/A	230124 <sup>79</sup>	N/A <sup>79</sup>	N/A <sup>79</sup>	
-----------------------------	--	--	--	--	--	--------	-----	----------------------	-------------------	-------------------	--

**E300**

L4 2.0L Turbo			107515	N/A	4107515	200548	2200548	N/A	N/A	N/A	
---------------	--	--	--------	-----	---------	--------	---------	-----	-----	-----	--

**E400**

V6 3.0L 2996cc Turbo			7059	27059	N/A	200359(2)	N/A	230124 <sup>79</sup>	N/A <sup>79</sup>	N/A <sup>79</sup>	1
----------------------	--	--	------	-------	-----	-----------	-----	----------------------	-------------------	-------------------	---

N/A = Not Available N/R = Not Required N/S = Not Servicable For cabin air locator chart, see pages 5-12 See pages 13-16 for footnotes

1) ProSelect - Normal Driving - Traditional Change Intervals 2) NAPA Gold - Severe Driving - OE Recommended intervals 3) NAPA Platinum - Harsh Driving - OE Recommend Intervals

N/A = Non disponible N/R = Non nécessaire N/S = Non réparable Voir le tableau des filtres et d'habitacle aux pages 5-12 Voir pages 13-16 pour des notes

1) NAPA ProSelect et Argent - Conduite normale - Intervalles normaux de remplacement 2) NAPA Or - Conduite difficile - Intervalles recommandés par FEO 3) NAPA Platine - Conduite très difficile - Intervalles recommandés par FEO

N/A = No disponible N/R = No requerido N/S = No Servicable Para el aire de la cabina y tabla de localización de filtro, consulte las páginas 5-12 Ver las páginas 13-16 para las notas al pie de página

1) NAPA ProSelect y Plata - Manejo normal - Intervalos normales de cambio 2) NAPA Oro - Manejo difícil - Intervalos recomendados por el OEM 3) NAPA Platino - Manejo muy difícil - Intervalos recomendados por el OEM

*Italicized Part Numbers May Not Be Available.*

Las piezas con números en *italicas* pueden no estar disponibles.

Les numéros de pièce en *italiques* peuvent ne pas être disponibles.

P  
a  
s  
s  
C  
a  
r  
L  
i  
g  
h  
t  
T  
r  
u  
c  
k  
O  
i  
l  
-  
A  
i  
r  
-  
C  
a  
b  
i  
n



MERCEDES BENZ 2019

Pass Car Light Truck - Oil - Air - Cabin

Year/Año/Année Model/Modelo/Modèle Engine/Motor/Moteur	Eng. Code Código de motor Code moteur	VIN NIV NIV	GOLD Oil Aceite Huile	ProSelect Oil Aceite Huile	Platinum Oil Aceite Huile	GOLD Air Aire Air	ProSelect Air Aire Air	GOLD Cabin Air Cabina Aire Cabine Air	ProSelect Cabin Air Cabina Aire Cabine Air	Platinum Cabin Air Cabina Aire Cabine Air	Loc. Cabin Air Cabina Aire Cabine Air
--	---	-------------------	--------------------------------	-------------------------------------	------------------------------------	----------------------------	---------------------------------	--	---	--	--

MERCEDES BENZ (Cont'd/Suite)

**2019** (Cont'd/Suite)

<b>E450</b>											
V6 3.0L 3000CC 183CID Turbo	BiTurbo		7059	27059	N/A	200359(2)	N/A	N/A	N/A	N/A	
<b>E53 AMG</b>											
L6 3.0L 3000CC 183CID Turbo						201173	N/A	230124 <sup>79</sup>	N/A <sup>79</sup>	N/A <sup>79</sup>	
<b>E63 AMG</b>											
V8 4.0L 3982cc Turbo			100077	2100077	N/A	201086 Right 201087 Left	N/A Right N/A Left	230124	N/A	N/A	
<b>E63 AMG S</b>											
V8 4.0L 3982cc Turbo			100077	2100077	N/A	201086 Right 201087 Left	N/A Right N/A Left	230124 <sup>79</sup>	N/A <sup>79</sup>	N/A <sup>79</sup>	
<b>G550</b>											
V8 4.0L 3982cc Turbo			100077 100077	2100077 2100077	N/A N/A	201089 201089 Right	N/A N/A Right	239037 239037	N/A N/A	N/A N/A	
<b>G63 AMG</b>											
V8 4.0L 3982cc Turbo			100077 100077	2100077 2100077	N/A N/A	200412 200412	N/A N/A	239037 239037	N/A N/A	N/A N/A	
<b>GL63 AMG</b>											
V8 5.5L 5461cc Turbo	157.982		100077	2100077	N/A	9704(2)	N/A	230124 <sup>79</sup> 230518 <sup>78</sup>	N/A <sup>79</sup> N/A <sup>78</sup>	N/A <sup>79</sup> N/A <sup>78</sup>	1 1
<b>GLA250</b>											
L4 2.0L 1991cc Turbo	270.920		107515	N/A	4107515	200312	N/A	230130 <sup>78</sup>	2230130 <sup>78</sup>	N/A <sup>78</sup>	6
<b>GLA45 AMG</b>											
L4 2.0L 1991cc Turbo	133.980		100077	2100077	N/A	200952	N/A	230130	2230130	N/A	6
<b>GLC300</b>											
I4 2.0L Turbo			107515	N/A	4107515	200548	2200548	N/A	N/A	N/A	
<b>GLC350e</b>											
L4 2.0L 2000CC 122CID Turbo			107515 107515	N/A N/A	4107515 4107515	200548 200548	2200548 2200548	230124 <sup>79</sup> 230124 <sup>79</sup>	N/A <sup>79</sup> N/A <sup>79</sup>	N/A <sup>79</sup> N/A <sup>79</sup>	
<b>GLC43 AMG</b>											
V6 3.0L 2996cc Turbo	276.823		7059	27059	N/A	200359(2)	N/A	230124 <sup>79</sup>	N/A <sup>79</sup>	N/A <sup>79</sup>	
<b>GLC63 AMG</b>											
V8 4.0L 4000CC 244CID Turbo	V8 BiTurbo		100077	2100077	N/A	200412	N/A	230124 <sup>79</sup> 230518 <sup>78</sup>	N/A <sup>79</sup> N/A <sup>78</sup>	N/A <sup>79</sup> N/A <sup>78</sup>	
<b>GLC63 S AMG AMG</b>											
V8 4.0L 4000CC 244CID Turbo	V8 BiTurbo		100077	2100077	N/A	200412(2)	N/A	230124 <sup>79</sup>	N/A <sup>79</sup>	N/A <sup>79</sup>	
<b>GLE350</b>											
V6 3.5L 3498cc FLEX/	276.955		7059	27059	N/A	9034	N/A	230518	N/A	N/A	3
<b>GLE400</b>											
V6 3.0L 3000CC 183CID Turbo			7059	27059	N/A	200359	2200359	230124 <sup>79</sup> 230518 <sup>78</sup>	N/A <sup>79</sup> N/A <sup>78</sup>	N/A <sup>79</sup> N/A <sup>78</sup>	
<b>GLE43 AMG</b>											
V6 3.0L 2996cc Turbo	276.821		7059	27059	N/A	200359(2)	N/A	230124 <sup>79</sup> 230518 <sup>78</sup>	N/A <sup>79</sup> N/A <sup>78</sup>	N/A <sup>79</sup> N/A <sup>78</sup>	
<b>GLE550e</b>											
V6 3.0L 2996cc Turbo Electric/Gas	276.821		7059 7059	27059 27059	N/A N/A	200359 200359	2200359 2200359	230124 <sup>79</sup> 230518 <sup>78</sup> 230124 <sup>79</sup> 230518 <sup>78</sup>	N/A <sup>79</sup> N/A <sup>78</sup> N/A <sup>79</sup> N/A <sup>78</sup>	N/A <sup>79</sup> N/A <sup>78</sup> N/A <sup>79</sup> N/A <sup>78</sup>	4 4 4 4

N/A = Not Available N/R = Not Required N/S = Not Servicable For cabin air locator chart, see pages 5-12 See pages 13-16 for footnotes

1) ProSelect - Normal Driving - Traditional Change Intervals 2) NAPA Gold - Severe Driving - OE Recommended intervals 3) NAPA Platinum - Harsh Driving - OE Recommend Intervals

N/A = Non disponible N/R = Non nécessaire N/S = Non réparable Voir le tableau des filtres et d'habitacle aux pages 5-12 Voir pages 13-16 pour des notes

1) NAPA ProSelect et Argent - Conduite normale - Intervalles normaux de remplacement 2) NAPA Or - Conduite difficile - Intervalles recommandés par FEO 3) NAPA Platine - Conduite très difficile - Intervalles recommandés par FEO

N/A = No disponible N/R = No requerido N/S = No Servicable Para el aire de la cabina y tabla de localización de filtro, consulte las páginas 5-12 Ver las páginas 13-16 para las notas al pie de página

1) NAPA ProSelect y Plata - Manejo normal - Intervallos normales de cambio 2) NAPA Oro - Manejo difícil - Intervallos recomendados por el OEM 3) NAPA Platino - Manejo muy difícil - Intervallos recomendados por el OEM

*Italicized Part Numbers May Not Be Available.*

Las piezas con números en *italicas* pueden no estar disponibles.  
Les numéros de pièce en *italiques* peuvent ne pas être disponibles.



Pass Car Light Truck - Oil - Air - Cabin

MERCEDES BENZ 2019

Year/Anio/Année Model/Modelo/Modèle Engine/Motor/Moteur	Eng. Code Código de motor Code moteur	VIN NIV NIV	GOLD Oil Aceite Huile	ProSelect Oil Aceite Huile	Platinum Oil Aceite Huile	GOLD Air Aire Air	ProSelect Air Aire Air	GOLD Cabin Air Cabina Aire Cabine Air	ProSelect Cabin Air Cabina Aire Cabine Air	Platinum Cabin Air Cabina Aire Cabine Air	Loc. Cabin Air Cabina Aire Cabine Air
---	---	-------------------	--------------------------------	-------------------------------------	------------------------------------	----------------------------	---------------------------------	--	---	--	--

MERCEDES BENZ (Cont'd/Suite)

**2019** (Cont'd/Suite)

**GLE63 AMG**

V8 5.5L 5461cc Turbo	157.982		100077	2100077	N/A	9704(2)	N/A	230124 <sup>79</sup> 230518 <sup>78</sup>	N/A <sup>79</sup> N/A <sup>78</sup>	N/A <sup>79</sup> N/A <sup>78</sup>	
----------------------	---------	--	--------	---------	-----	---------	-----	--	--	--	--

**GLE63 AMG S**

V8 5.5L 5461cc Turbo	157.982		100077	2100077	N/A	9704(2)	N/A	230124 <sup>79</sup> 230518 <sup>78</sup>	N/A <sup>79</sup> N/A <sup>78</sup>	N/A <sup>79</sup> N/A <sup>78</sup>	
----------------------	---------	--	--------	---------	-----	---------	-----	--	--	--	--

**GLS 450**

V6 3.0L 2996cc Turbo	276.821		7059	27059	N/A	200359(2)	N/A	230124 <sup>79</sup> 230518 <sup>78</sup>	N/A <sup>79</sup> N/A <sup>78</sup>	N/A <sup>79</sup> N/A <sup>78</sup>	
----------------------	---------	--	------	-------	-----	-----------	-----	--	--	--	--

**GLS550**

V8 4.6L 4663cc Turbo	278.928		100077 7059	2100077 27059	N/A N/A	9704(2)	N/A	N/A	N/A	N/A	
----------------------	---------	--	----------------	------------------	------------	---------	-----	-----	-----	-----	--

**GLS63 AMG**

V8 5.5L 5461cc Turbo	157.982		100077	2100077	N/A	9704	N/A	230124 <sup>79</sup> 230518 <sup>78</sup>	N/A <sup>79</sup> N/A <sup>78</sup>	N/A <sup>79</sup> N/A <sup>78</sup>	
----------------------	---------	--	--------	---------	-----	------	-----	--	--	--	--

**Maybach S560**

V8 4.0L 3982cc Turbo			100399	N/A	N/A	201089(2)	N/A	N/A	N/A	N/A	
----------------------	--	--	--------	-----	-----	-----------	-----	-----	-----	-----	--

**Maybach S650**

V12 6.0L 6000CC 366CID Turbo			7198	N/A	N/A	N/A	N/A	N/A	N/A	N/A	
------------------------------	--	--	------	-----	-----	-----	-----	-----	-----	-----	--

**METRIS**

L4 2.0L 1991cc Turbo			107515	N/A	4107515	200559	N/A	N/A 230090	N/A N/A	N/A N/A	
----------------------	--	--	--------	-----	---------	--------	-----	---------------	------------	------------	--

**S450**

V6 3.0L 3000CC 183CID Turbo	V6 BiTurbo		7059	27059	N/A	200359(2)	N/A	N/A	N/A	N/A	
-----------------------------	------------	--	------	-------	-----	-----------	-----	-----	-----	-----	--

**S560**

V8 4.0L 4000CC 244CID Turbo	V8 BiTurbo		100399	N/A	N/A	201089 Right	N/A Right	N/A	N/A	N/A	
-----------------------------	------------	--	--------	-----	-----	-----------------	--------------	-----	-----	-----	--

**S63 AMG**

V8 4.0L 4000CC 244CID Turbo	V8 BiTurbo		100399	N/A	N/A	201086 Right 201087 Left	N/A Right N/A Left	N/A	N/A	N/A	
-----------------------------	------------	--	--------	-----	-----	-----------------------------------	-----------------------------	-----	-----	-----	--

**S65 AMG**

V12 6.0L 6000CC 366CID Turbo			7198	N/A	N/A	N/A	N/A	N/A	N/A	N/A	
------------------------------	--	--	------	-----	-----	-----	-----	-----	-----	-----	--

**SL450**

V6 3.0L Turbo			7059	27059	N/A	200359(2)	N/A	9357 <sup>78</sup>	229357 <sup>78</sup>	N/A <sup>78</sup>	
---------------	--	--	------	-------	-----	-----------	-----	--------------------	----------------------	-------------------	--

**SL550**

V8 4.7L 4700CC 287CID Turbo			7059 <sup>500</sup> 100077 <sup>501</sup>	27059 <sup>500</sup> 2100077 <sup>501</sup>	N/A <sup>500</sup> N/A <sup>501</sup>	9704(2)	N/A	9357	229357	N/A	4
-----------------------------	--	--	--	--	--	---------	-----	------	--------	-----	---

**SL63 AMG**

V8 5.5L 5461cc Turbo	157.983		100077	2100077	N/A	9704(2)	N/A	9357 <sup>78</sup>	229357 <sup>78</sup>	N/A <sup>78</sup>	1
----------------------	---------	--	--------	---------	-----	---------	-----	--------------------	----------------------	-------------------	---

**SL65 AMG**

V12 6.0L 5980cc 365 CID Turbo	279.981		7198	N/A	N/A	N/A	N/A	9357	229357	N/A	4
-------------------------------	---------	--	------	-----	-----	-----	-----	------	--------	-----	---

**SLC300**

L4 2.0L 1991cc Turbo	274.92		107515	N/A	4107515	200548	2200548	9373	N/A	N/A	
----------------------	--------	--	--------	-----	---------	--------	---------	------	-----	-----	--

**SLC43 AMG**

V6 3.0L 2996cc Turbo			7059	27059	N/A	200359(2)	N/A	9373	N/A	N/A	
----------------------	--	--	------	-------	-----	-----------	-----	------	-----	-----	--

**SPRINTER 1500**

L4 2.0L 2000CC 122CID Turbo			107515	N/A	4107515	9876	29876	230681 N/A	N/A N/A	N/A N/A	
-----------------------------	--	--	--------	-----	---------	------	-------	---------------	------------	------------	--

**SPRINTER 2500**

L4 2.0L 2000CC 122CID Turbo			107515	N/A	4107515	9876	29876	230090 230681	N/A N/A	N/A N/A	
-----------------------------	--	--	--------	-----	---------	------	-------	------------------	------------	------------	--

N/A = Not Available N/R = Not Required N/S = Not Servicable For cabin air locator chart, see pages 5-12 See pages 13-16 for footnotes

1) ProSelect - Normal Driving - Traditional Change Intervals 2) NAPA Gold - Severe Driving - OE Recommended intervals 3) NAPA Platinum - Harsh Driving - OE Recommend Intervals

N/A = Non disponible N/R = Non nécessaire N/S = Non réparable Voir le tableau des filtres et d'habitacle aux pages 5-12 Voir pages 13-16 pour des notes

1) NAPA ProSelect et Argent - Conduite normale - Intervalles normaux de remplacement 2) NAPA Or - Conduite difficile - Intervalles recommandés par FEO 3) NAPA Platine - Conduite très difficile - Intervalles recommandés par FEO

N/A = No disponible N/R = No requerido N/S = No Servicable Para el aire de la cabina y tabla de localización de filtro, consulte las páginas 5-12 Ver las páginas 13-16 para las notas al pie de página

1) NAPA ProSelect y Plata - Manejo normal - Intervalos normales de cambio 2) NAPA Oro - Manejo difícil - Intervalos recomendados por el OEM 3) NAPA Platino - Manejo muy difícil - Intervalos recomendados por el OEM

*Italicized Part Numbers May Not Be Available.*

Las piezas con números en *italicas* pueden no estar disponibles.

Les numéros de pièce en *italiques* peuvent ne pas être disponibles.

P  
a  
s  
s  
C  
a  
r  
L  
i  
g  
h  
t  
T  
r  
u  
c  
k  
O  
i  
l  
-  
A  
i  
r  
-  
C  
a  
b  
i  
n



MERCEDES BENZ 2019-2018

Pass Car Light Truck - Oil - Air - Cabin

Year/Año/Année Model/Modelo/Modele Engine/Motor/Moteur	Eng. Code Código de motor Code moteur	VIN NIV NIV	GOLD Oil Aceite Huile	ProSelect Oil Aceite Huile	Platinum Oil Aceite Huile	GOLD Air Aire Air	ProSelect Air Aire Air	GOLD Cabin Air Cabina Aire Cabine Air	ProSelect Cabin Air Cabina Aire Cabine Air	Platinum Cabin Air Cabina Aire Cabine Air	Loc. Cabin Air Cabina Aire Cabine Air
--	---	-------------------	--------------------------------	-------------------------------------	------------------------------------	----------------------------	---------------------------------	--	---	--	--

MERCEDES BENZ (Cont'd/Suite)

**2019** (Cont'd/Suite)

**SPRINTER 2500 (Cont'd/Suite)**

V6 3.0L 2987cc Turbo Diesel	642.896		7062	27062	N/A	9876	29876	230090 230681	N/A N/A	N/A N/A	3 3
-----------------------------	---------	--	------	-------	-----	------	-------	------------------	------------	------------	--------

**SPRINTER 3500**

V6 3.0L 2987cc Turbo Diesel	642.896		7062	27062	N/A	9876	29876	230681 N/A	N/A N/A	N/A N/A	3 3
-----------------------------	---------	--	------	-------	-----	------	-------	---------------	------------	------------	--------

**SPRINTER 4500**

V6 3.0L 2987cc Turbo Diesel	642.896		7062	27062	N/A	9876	29876	230681 230090	N/A N/A	N/A N/A	3 3
-----------------------------	---------	--	------	-------	-----	------	-------	------------------	------------	------------	--------

**2018**

**AMG GT**

V8 4.0L 3982cc Turbo			100077	2100077	N/A	200389(2)	N/A	9357	229357	N/A	
----------------------	--	--	--------	---------	-----	-----------	-----	------	--------	-----	--

**AMG GT C**

V8 4.0L 3982cc Turbo			100077	2100077	N/A	200389(2)	N/A	9357	229357	N/A	
----------------------	--	--	--------	---------	-----	-----------	-----	------	--------	-----	--

**AMG GT R**

V8 4.0L 3982cc Turbo			100077	2100077	N/A	200389	N/A	9357	229357	N/A	
----------------------	--	--	--------	---------	-----	--------	-----	------	--------	-----	--

**AMG GT S**

V8 4.0L 3982cc Turbo			100077	2100077	N/A	200389(2)	N/A	9357	229357	N/A	
----------------------	--	--	--------	---------	-----	-----------	-----	------	--------	-----	--

**B250**

L4 2.0L 2000CC 122CID Turbo			107515	N/A	4107515	200312	N/A	230130	2230130	N/A	
-----------------------------	--	--	--------	-----	---------	--------	-----	--------	---------	-----	--

**C250**

L4 2.0L Turbo			107515	N/A	4107515	N/A	N/A	N/A	N/A	N/A	
---------------	--	--	--------	-----	---------	-----	-----	-----	-----	-----	--

**C300**

L4 2.0L 1991cc Turbo			107515	N/A	4107515	200548	2200548	230124 <sup>79</sup>	N/A <sup>79</sup>	N/A <sup>79</sup>	6
----------------------	--	--	--------	-----	---------	--------	---------	----------------------	-------------------	-------------------	---

**C350e**

L4 2.0L 1991cc Turbo Electric/Gas	274.92		107515	N/A	4107515	200548	2200548	N/A	N/A	N/A	
-----------------------------------	--------	--	--------	-----	---------	--------	---------	-----	-----	-----	--

**C43 AMG**

V6 3.0L 2996cc Turbo			7059	27059	N/A	200359(2)	N/A	230124 <sup>79</sup>	N/A <sup>79</sup>	N/A <sup>79</sup>	
----------------------	--	--	------	-------	-----	-----------	-----	----------------------	-------------------	-------------------	--

**C63 AMG**

V8 4.0L 3982cc Turbo			100077	2100077	N/A	200412(2)	N/A	230124 <sup>79</sup>	N/A <sup>79</sup>	N/A <sup>79</sup>	6
----------------------	--	--	--------	---------	-----	-----------	-----	----------------------	-------------------	-------------------	---

**C63 AMG S**

V8 4.0L 3982cc Turbo			100077	2100077	N/A	200412(2)	N/A	230124 <sup>79</sup>	N/A <sup>79</sup>	N/A <sup>79</sup>	6
----------------------	--	--	--------	---------	-----	-----------	-----	----------------------	-------------------	-------------------	---

**CLA250**

L4 2.0L 1991cc Turbo	270.920		107515	N/A	4107515	200312	N/A	230130	2230130	N/A	6
----------------------	---------	--	--------	-----	---------	--------	-----	--------	---------	-----	---

**CLA45 AMG**

L4 2.0L 1991cc Turbo	270.920		100077	2100077	N/A	200952	N/A	230130	2230130	N/A	6
----------------------	---------	--	--------	---------	-----	--------	-----	--------	---------	-----	---

**CLS400**

V6 3.0L Turbo			7059	27059	N/A	200359(2)	N/A	9357	229357	N/A	1
---------------	--	--	------	-------	-----	-----------	-----	------	--------	-----	---

**CLS550**

V8 4.6L 4663cc Turbo	278.922		7059 <sup>500</sup> 100077 <sup>501</sup>	27059 <sup>500</sup> 2100077 <sup>501</sup>	N/A <sup>500</sup> N/A <sup>501</sup>	9704(2)	N/A	9357	229357	N/A	4
----------------------	---------	--	--	--	--	---------	-----	------	--------	-----	---

**CLS63 AMG S**

V8 5.5L 5461cc Turbo	157.981		100077	2100077	N/A	9704	N/A	9357	229357	N/A	1
----------------------	---------	--	--------	---------	-----	------	-----	------	--------	-----	---

**E300**

L4 2.0L Turbo			107515	N/A	4107515	200548	2200548	N/A	N/A	N/A	
---------------	--	--	--------	-----	---------	--------	---------	-----	-----	-----	--

**E400**

V6 3.0L			7059	27059	N/A	200359(2)	N/A	230124 <sup>79</sup>	N/A <sup>79</sup>	N/A <sup>79</sup>	1
V6 3.0L 2996cc Turbo			7059	27059	N/A	200359(2)	N/A	230124 <sup>79</sup>	N/A <sup>79</sup>	N/A <sup>79</sup>	1

**E43 AMG**

V6 3.0L 2996cc Turbo			100077	2100077	N/A	200359	2200359	230124 <sup>79</sup>	N/A <sup>79</sup>	N/A <sup>79</sup>	6
----------------------	--	--	--------	---------	-----	--------	---------	----------------------	-------------------	-------------------	---

N/A = Not Available N/R = Not Required N/S = Not Servicable For cabin air locator chart, see pages 5-12 See pages 13-16 for footnotes

1) ProSelect - Normal Driving - Traditional Change Intervals 2) NAPA Gold - Severe Driving - OE Recommended intervals 3) NAPA Platinum - Harsh Driving - OE Recommend Intervals

N/A = Non disponible N/R = Non nécessaire N/S = Non réparable Voir le tableau des filtres et d'habitacle aux pages 5-12 Voir pages 13-16 pour des notes

1) NAPA ProSelect et Argent - Conduite normale - Intervalles normaux de remplacement 2) NAPA Or - Conduite difficile - Intervalles recommandés par FEO 3) NAPA Platine - Conduite très difficile - Intervalles recommandés par FEO

N/A = No disponible N/R = No requerido N/S = No Servicable Para el aire de la cabina y tabla de localización de filtro, consulte las páginas 5-12 Ver las páginas 13-16 para las notas al pie de página

1) NAPA ProSelect y Plata - Manejo normal - Intervalos normales de cambio 2) NAPA Oro - Manejo difícil - Intervalos recomendados por el OEM 3) NAPA Platino - Manejo muy difícil - Intervalos recomendados por el OEM

*Italicized Part Numbers May Not Be Available.*

Las piezas con números en *italicas* pueden no estar disponibles.  
Les numéros de pièce en *italiques* peuvent ne pas être disponibles.



Pass Car Light Truck - Oil - Air - Cabin

MERCEDES BENZ 2018

Year/Año/Année Model/Modelo/Modèle Engine/Motor/Moteur	Eng. Code Código de motor Code moteur	VIN NIV NIV	GOLD Oil Aceite Huile	ProSelect Oil Aceite Huile	Platinum Oil Aceite Huile	GOLD Air Air Air	ProSelect Air Air Air	GOLD Cabin Air Cabina Aire Cabine Air	ProSelect Cabin Air Cabina Aire Cabine Air	Platinum Cabin Air Cabina Aire Cabine Air	Loc. Cabin Air Cabina Aire Cabine Air
--	---	-------------------	--------------------------------	-------------------------------------	------------------------------------	---------------------------	--------------------------------	--	---	--	--

MERCEDES BENZ (Cont'd/Suite)

**2018** (Cont'd/Suite)

**E63 AMG**

V8 4.0L 3982cc Turbo			100077	2100077	N/A	201086 Right 201087 Left	N/A Right N/A Left	230124 <sup>79</sup>	N/A <sup>79</sup>	N/A <sup>79</sup>	
V8 5.5L 5461cc Turbo	157.981		100077	2100077	N/A	201086 Right 201087 Left	N/A Right N/A Left	9357	229357	N/A	1

**G550**

V8 4.0L 3982cc Turbo			100077 100077	2100077 2100077	N/A N/A	200412 200412	N/A N/A	239037 239037	N/A N/A	N/A N/A	
----------------------	--	--	------------------	--------------------	------------	------------------	------------	------------------	------------	------------	--

**G63 AMG**

V8 5.5L 5461cc Turbo	157.984		100077	2100077	N/A	9704(2)	N/A	9356 239037 <sup>78</sup>	N/A N/A <sup>78</sup>	N/A N/A <sup>78</sup>	1 1
----------------------	---------	--	--------	---------	-----	---------	-----	------------------------------	--------------------------	--------------------------	--------

**G65 AMG**

V12 6.0L 5980cc 365 CID Turbo			7198	N/A	N/A	N/A	N/A	239037	N/A	N/A	
-------------------------------	--	--	------	-----	-----	-----	-----	--------	-----	-----	--

**GL63 AMG**

V8 5.5L 5461cc Turbo	157.982		100077	2100077	N/A	9704(2)	N/A	230124 <sup>79</sup> 230518 <sup>78</sup>	N/A <sup>79</sup> N/A <sup>78</sup>	N/A <sup>79</sup> N/A <sup>78</sup>	1 1
----------------------	---------	--	--------	---------	-----	---------	-----	--	--	--	--------

**GLA250**

L4 2.0L 1991cc Turbo	270.920		107515	N/A	4107515	200312	N/A	230130	2230130	N/A	6
----------------------	---------	--	--------	-----	---------	--------	-----	--------	---------	-----	---

**GLA45 AMG**

L4 2.0L 1991cc Turbo	133.980		100077	2100077	N/A	200952	N/A	230130	2230130	N/A	6
----------------------	---------	--	--------	---------	-----	--------	-----	--------	---------	-----	---

**GLC300**

I4 2.0L Turbo			107515	N/A	4107515	200548	2200548	N/A	N/A	N/A	
---------------	--	--	--------	-----	---------	--------	---------	-----	-----	-----	--

**GLC350e**

L4 2.0L 2000CC 122CID Turbo			107515 107515	N/A N/A	4107515 4107515	200548 200548	2200548 2200548	230124 <sup>79</sup> 230124 <sup>79</sup>	N/A <sup>79</sup> N/A <sup>79</sup>	N/A <sup>79</sup> N/A <sup>79</sup>	
-----------------------------	--	--	------------------	------------	--------------------	------------------	--------------------	--	--	--	--

**GLC43 AMG**

V6 3.0L 2996cc Turbo	276.823		7059	27059	N/A	200359(2)	N/A	230124 <sup>79</sup>	N/A <sup>79</sup>	N/A <sup>79</sup>	
----------------------	---------	--	------	-------	-----	-----------	-----	----------------------	-------------------	-------------------	--

**GLC63**

V8 4.0L 4000CC 244CID Turbo	V8 BiTurbo		100077	2100077	N/A	200412	N/A	230124 <sup>79</sup> 230518 <sup>78</sup>	N/A <sup>79</sup> N/A <sup>78</sup>	N/A <sup>79</sup> N/A <sup>78</sup>	
-----------------------------	------------	--	--------	---------	-----	--------	-----	--	--	--	--

**GLC63 S AMG**

V8 4.0L 4000CC 244CID Turbo	V8 BiTurbo		100077	2100077	N/A	200412(2)	N/A	230124 <sup>79</sup>	N/A <sup>79</sup>	N/A <sup>79</sup>	
-----------------------------	------------	--	--------	---------	-----	-----------	-----	----------------------	-------------------	-------------------	--

**GLE350**

V6 3.5L 3498cc FLEX/	276.955		7059	27059	N/A	9034	N/A	230518	N/A	N/A	3
----------------------	---------	--	------	-------	-----	------	-----	--------	-----	-----	---

**GLE400**

V6 3.0L 2996cc Turbo			7059	27059	N/A	200359	2200359	230124 <sup>79</sup> 230518 <sup>78</sup>	N/A <sup>79</sup> N/A <sup>78</sup>	N/A <sup>79</sup> N/A <sup>78</sup>	6 6
----------------------	--	--	------	-------	-----	--------	---------	--	--	--	--------

**GLE43 AMG**

V6 3.0L 2996cc Turbo	276.821		7059	27059	N/A	200359(2)	N/A	230124 <sup>79</sup> 230518 <sup>78</sup>	N/A <sup>79</sup> N/A <sup>78</sup>	N/A <sup>79</sup> N/A <sup>78</sup>	
----------------------	---------	--	------	-------	-----	-----------	-----	--	--	--	--

**GLE550**

V8 4.6L 4663cc Turbo	278.928		100077	2100077	N/A	9704	N/A	N/A	N/A	N/A	
----------------------	---------	--	--------	---------	-----	------	-----	-----	-----	-----	--

**GLE550e**

V6 3.0L 2996cc Turbo Electric/Gas	276.821		7059 7059	27059 27059	N/A N/A	200359 200359	2200359 2200359	230124 <sup>79</sup> 230518 <sup>78</sup> 230124 <sup>79</sup> 230518 <sup>78</sup>	N/A <sup>79</sup> N/A <sup>78</sup> N/A <sup>79</sup> N/A <sup>78</sup>	N/A <sup>79</sup> N/A <sup>78</sup> N/A <sup>79</sup> N/A <sup>78</sup>	4 4 4 4
-----------------------------------	---------	--	--------------	----------------	------------	------------------	--------------------	--	--	--	------------------

**GLE63 AMG**

V8 5.5L 5461cc Turbo	157.982		100077	2100077	N/A	9704(2)	N/A	230124 <sup>79</sup> 230518 <sup>78</sup>	N/A <sup>79</sup> N/A <sup>78</sup>	N/A <sup>79</sup> N/A <sup>78</sup>	
----------------------	---------	--	--------	---------	-----	---------	-----	--	--	--	--

N/A = Not Available N/R = Not Required N/S = Not Servicable For cabin air locator chart, see pages 5-12 See pages 13-16 for footnotes

1) ProSelect - Normal Driving - Traditional Change Intervals 2) NAPA Gold - Severe Driving - OE Recommended intervals 3) NAPA Platinum - Harsh Driving - OE Recommend Intervals

N/A = Non disponible N/R = Non nécessaire N/S = Non réparable Voir le tableau des filtres et d'habitacle aux pages 5-12 Voir pages 13-16 pour des notes

1) NAPA ProSelect et Argent - Conduite normale - Intervalles normaux de remplacement 2) NAPA Or - Conduite difficile - Intervalles recommandés par FEO 3) NAPA Platine - Conduite très difficile - Intervalles recommandés par FEO

N/A = No disponible N/R = No requerido N/S = No Servicable Para el aire de la cabina y tabla de localización de filtro, consulte las páginas 5-12 Ver las páginas 13-16 para las notas al pie de página

1) NAPA ProSelect y Plata - Manejo normal - Intervalos normales de cambio 2) NAPA Oro - Manejo difícil - Intervalos recomendados por el OEM 3) NAPA Platino - Manejo muy difícil - Intervalos recomendados por el OEM

*Italicized Part Numbers May Not Be Available.*

Las piezas con números en *italicas* pueden no estar disponibles.

Les numéros de pièce en *italiques* peuvent ne pas être disponibles.

P  
a  
s  
s  
C  
a  
r  
L  
i  
g  
h  
t  
T  
r  
u  
c  
k  
O  
i  
l  
-  
A  
i  
r  
-  
C  
a  
b  
i  
n



MERCEDES BENZ 2018-2017

Pass Car Light Truck - Oil - Air - Cabin

Year/Año/Année Model/Modelo/Modèle Engine/Motor/Moteur	Eng. Code Código de motor Code moteur	VIN NIV NIV	GOLD Oil Aceite Huile	ProSelect Oil Aceite Huile	Platinum Oil Aceite Huile	GOLD Air Aire Air	ProSelect Air Aire Air	GOLD Cabin Air Cabina Aire Cabine Air	ProSelect Cabin Air Cabina Aire Cabine Air	Platinum Cabin Air Cabina Aire Cabine Air	Loc. Cabin Air Cabina Aire Cabine Air
--	---	-------------------	--------------------------------	-------------------------------------	------------------------------------	----------------------------	---------------------------------	--	---	--	--

MERCEDES BENZ (Cont'd/Suite)

**2018** (Cont'd/Suite)

**GLE63 AMG S**

V8 5.5L 5461cc Turbo	157.982		100077	2100077	N/A	9704(2)	N/A	230124 <sup>79</sup> 230518 <sup>78</sup>	N/A <sup>79</sup> N/A <sup>78</sup>	N/A <sup>79</sup> N/A <sup>78</sup>	
----------------------	---------	--	--------	---------	-----	---------	-----	--	--	--	--

**GLS 450**

V6 3.0L 2996cc Turbo	276.821		7059	27059	N/A	200359(2)	N/A	230124 <sup>79</sup> 230518 <sup>78</sup>	N/A <sup>79</sup> N/A <sup>78</sup>	N/A <sup>79</sup> N/A <sup>78</sup>	
----------------------	---------	--	------	-------	-----	-----------	-----	--	--	--	--

**GLS550**

V8 4.6L 4663cc Turbo	278.928		100077 7059	2100077 27059	N/A N/A	9704(2)	N/A	230518	N/A	N/A	
V8 4.7L			100077 <sup>501</sup> 7059 <sup>500</sup>	2100077 <sup>501</sup> 27059 <sup>500</sup>	N/A <sup>501</sup> N/A <sup>500</sup>	9704	N/A	N/A	N/A	N/A	

**GLS63 AMG**

V8 5.5L 5461cc Turbo	157.982		100077	2100077	N/A	9704	N/A	230518	N/A	N/A	
----------------------	---------	--	--------	---------	-----	------	-----	--------	-----	-----	--

**Maybach S560**

V8 4.0L 3982cc Turbo			7198	N/A	N/A			N/A	N/A	N/A	
----------------------	--	--	------	-----	-----	--	--	-----	-----	-----	--

**METRIS**

L4 2.0L 1991cc Turbo			107515	N/A	4107515	200559	N/A	N/A 230090	N/A N/A	N/A N/A	
----------------------	--	--	--------	-----	---------	--------	-----	---------------	------------	------------	--

**S450**

V6 3.0L 3000CC 183CID Turbo	V6 BiTurbo		7059	27059	N/A	200359(2)	N/A	N/A	N/A	N/A	
-----------------------------	------------	--	------	-------	-----	-----------	-----	-----	-----	-----	--

**S560**

V8 4.0L 4000CC 244CID Turbo	V8 BiTurbo		100399	N/A	N/A	201089 Right	N/A Right	N/A	N/A	N/A	
-----------------------------	------------	--	--------	-----	-----	-----------------	--------------	-----	-----	-----	--

**S63 AMG**

V8 4.0L 4000CC 244CID Turbo	V8 BiTurbo		100077	2100077	N/A	201086 Right 201087 Left	N/A Right N/A Left	N/A	N/A	N/A	
-----------------------------	------------	--	--------	---------	-----	-----------------------------------	-----------------------------	-----	-----	-----	--

**S65 AMG**

V12 6.0L 6000CC 366CID Turbo			7198	N/A	N/A			N/A	N/A	N/A	
------------------------------	--	--	------	-----	-----	--	--	-----	-----	-----	--

**SL450**

V6 3.0L Turbo			7059	27059	N/A	200359(2)	N/A	9357	229357	N/A	
---------------	--	--	------	-------	-----	-----------	-----	------	--------	-----	--

**SL550**

V8 4.6L 4663cc Turbo	278.927		7059 <sup>900</sup> 100077 <sup>501</sup>	27059 <sup>900</sup> 2100077 <sup>501</sup>	N/A <sup>500</sup> N/A <sup>501</sup>	9704(2)	N/A	9357	229357	N/A	4
----------------------	---------	--	--	--	--	---------	-----	------	--------	-----	---

**SL63 AMG**

V8 5.5L 5461cc Turbo	157.983		100077	2100077	N/A	9704(2)	N/A	9357 <sup>78</sup>	229357 <sup>78</sup>	N/A <sup>78</sup>	1
----------------------	---------	--	--------	---------	-----	---------	-----	--------------------	----------------------	-------------------	---

**SL65 AMG**

V12 6.0L 5980cc 365 CID Turbo	279.981		7198	N/A	N/A	N/A <sup>394</sup>	N/A <sup>394</sup>	9357	229357	N/A	4
-------------------------------	---------	--	------	-----	-----	--------------------	--------------------	------	--------	-----	---

**SLC300**

L4 2.0L 1991cc Turbo	274.92		107515	N/A	4107515	200548	2200548	9373	N/A	N/A	
----------------------	--------	--	--------	-----	---------	--------	---------	------	-----	-----	--

**SLC43 AMG**

V6 3.0L 2996cc Turbo			7059	27059	N/A	200359(2)	N/A	9373	N/A	N/A	
----------------------	--	--	------	-------	-----	-----------	-----	------	-----	-----	--

**SPRINTER 2500**

V6 3.0L 2987cc Turbo Diesel	642.896		7062	27062	N/A	9876	29876	9366	N/A	N/A	3
-----------------------------	---------	--	------	-------	-----	------	-------	------	-----	-----	---

**SPRINTER 3500**

V6 3.0L 2987cc Turbo Diesel	642.896		7062	27062	N/A	9876	29876	9366	N/A	N/A	3
-----------------------------	---------	--	------	-------	-----	------	-------	------	-----	-----	---

**2017**

**AMG GT**

V8 4.0L 3982cc Turbo			100077	2100077	N/A	200389(2)	N/A	9357	229357	N/A	
----------------------	--	--	--------	---------	-----	-----------	-----	------	--------	-----	--

**AMG GT S**

V8 4.0L 3982cc Turbo			100077	2100077	N/A	200389(2)	N/A	9357	229357	N/A	
----------------------	--	--	--------	---------	-----	-----------	-----	------	--------	-----	--

N/A = Not Available N/R = Not Required N/S = Not Servicable For cabin air locator chart, see pages 5-12 See pages 13-16 for footnotes

1) ProSelect - Normal Driving - Traditional Change Intervals 2) NAPA Gold - Severe Driving - OE Recommended intervals 3) NAPA Platinum - Harsh Driving - OE Recommend Intervals

N/A = Non disponible N/R = Non nécessaire N/S = Non réparable Voir le tableau des filtres et d'habitacle aux pages 5-12 Voir pages 13-16 pour des notes

1) NAPA ProSelect et Argent - Conduite normale - Intervalles normaux de remplacement 2) NAPA Or - Conduite difficile - Intervalles recommandés par FEO 3) NAPA Platine - Conduite très difficile - Intervalles recommandés par FEO

N/A = No disponible N/R = No requerido N/S = No Servicable Para el aire de la cabina y tabla de localización de filtro, consulte las páginas 5-12 Ver las páginas 13-16 para las notas al pie de página

1) NAPA ProSelect y Plata - Manejo normal - Intervalos normales de cambio 2) NAPA Oro - Manejo difícil - Intervalos recomendados por el OEM 3) NAPA Platino - Manejo muy difícil - Intervalos recomendados por el OEM

*Italicized Part Numbers May Not Be Available.*

Las piezas con números en *italicas* pueden no estar disponibles.  
Les numéros de pièce en *italiques* peuvent ne pas être disponibles.





Pass Car Light Truck - Oil - Air - Cabin

MERCEDES BENZ 2017

Year/Anio/Année Model/Modelo/Modèle Engine/Motor/Moteur	Eng. Code Código de motor Code moteur	VIN NIV NIV	GOLD Oil Aceite Huile	ProSelect Oil Aceite Huile	Platinum Oil Aceite Huile	GOLD Air Aire Air	ProSelect Air Aire Air	GOLD Cabin Air Cabina Aire Cabine Air	ProSelect Cabin Air Cabina Aire Cabine Air	Platinum Cabin Air Cabina Aire Cabine Air	Loc. Cabin Air Cabina Aire Cabine Air
---	---	-------------------	--------------------------------	-------------------------------------	------------------------------------	----------------------------	---------------------------------	--	---	--	--

MERCEDES BENZ (Cont'd/Suite)

**2017** (Cont'd/Suite)

**B250**

L4 2.0L 2000CC 122CID Turbo			107515	N/A	4107515	200312	N/A	230130	2230130	N/A	
-----------------------------	--	--	--------	-----	---------	--------	-----	--------	---------	-----	--

**B250e**

- Electric			N/R	N/R	N/R	N/S	N/S	230130	2230130	N/A	
------------	--	--	-----	-----	-----	-----	-----	--------	---------	-----	--

**C300**

L4 2.0L 1991cc Turbo			107515	N/A	4107515	200548	2200548	230124 <sup>79</sup>	N/A <sup>79</sup>	N/A <sup>79</sup>	6
----------------------	--	--	--------	-----	---------	--------	---------	----------------------	-------------------	-------------------	---

**C350e**

L4 2.0L 1991cc Turbo Electric/Gas	274.92		107515	N/A	4107515	200548	2200548	N/A	N/A	N/A	
-----------------------------------	--------	--	--------	-----	---------	--------	---------	-----	-----	-----	--

**C43 AMG**

V6 3.0L 2996cc Turbo			7059	27059	N/A	200359(2)	N/A	230124 <sup>79</sup>	N/A <sup>79</sup>	N/A <sup>79</sup>	
----------------------	--	--	------	-------	-----	-----------	-----	----------------------	-------------------	-------------------	--

**C63 AMG**

V8 4.0L 3982cc Turbo			100077	2100077	N/A	200412(2)	N/A	230124 <sup>79</sup>	N/A <sup>79</sup>	N/A <sup>79</sup>	6
----------------------	--	--	--------	---------	-----	-----------	-----	----------------------	-------------------	-------------------	---

**C63 AMG S**

V8 4.0L 3982cc Turbo			100077	2100077	N/A	200412(2)	N/A	230124 <sup>79</sup>	N/A <sup>79</sup>	N/A <sup>79</sup>	6
----------------------	--	--	--------	---------	-----	-----------	-----	----------------------	-------------------	-------------------	---

**CLA250**

L4 2.0L 1991cc Turbo	270.920		107515	N/A	4107515	200312	N/A	230130	2230130	N/A	6
----------------------	---------	--	--------	-----	---------	--------	-----	--------	---------	-----	---

L4 2.0L 1991cc Turbo Flex	270.920		107515	N/A	4107515	200312	N/A	230130	2230130	N/A	6
---------------------------	---------	--	--------	-----	---------	--------	-----	--------	---------	-----	---

**CLA45 AMG**

L4 2.0L 1991cc Turbo	270.920		100077	2100077	N/A	200952	N/A	230130	2230130	N/A	6
----------------------	---------	--	--------	---------	-----	--------	-----	--------	---------	-----	---

**CLS400**

V6 3.0L Turbo			7059	27059	N/A	200359(2)	N/A	9357	229357	N/A	1
---------------	--	--	------	-------	-----	-----------	-----	------	--------	-----	---

**CLS550**

V8 4.6L 4663cc Turbo	278.922		7059 <sup>500</sup> 100077 <sup>501</sup>	27059 <sup>500</sup> 2100077 <sup>501</sup>	N/A <sup>500</sup> N/A <sup>501</sup>	9704(2)	N/A	9357	229357	N/A	4
----------------------	---------	--	--	--	--	---------	-----	------	--------	-----	---

**CLS63 AMG S**

V8 5.5L 5461cc Turbo	157.981		7010	N/A	N/A	9504	N/A	4726	224726	N/A	1
----------------------	---------	--	------	-----	-----	------	-----	------	--------	-----	---

**E300**

L4 2.0L Turbo			107515	N/A	4107515	200548	2200548	N/A	N/A	N/A	
---------------	--	--	--------	-----	---------	--------	---------	-----	-----	-----	--

**E400**

V6 3.0L			7059	27059	N/A	200359(2)	N/A	9357	229357	N/A	1
---------	--	--	------	-------	-----	-----------	-----	------	--------	-----	---

**E43 AMG**

V6 3.0L 2996cc Turbo			100077	2100077	N/A	200359	2200359	230124 <sup>79</sup>	N/A <sup>79</sup>	N/A <sup>79</sup>	6
----------------------	--	--	--------	---------	-----	--------	---------	----------------------	-------------------	-------------------	---

**E550**

V8 4.6L 4663cc Turbo	278.922		7059 <sup>500</sup> 100077 <sup>501</sup>	27059 <sup>500</sup> 2100077 <sup>501</sup>	N/A <sup>500</sup> N/A <sup>501</sup>	9704(2)	N/A	9357	229357	N/A	4
----------------------	---------	--	--	--	--	---------	-----	------	--------	-----	---

**G550**

V8 4.0L 3982cc Turbo			100077 100077	2100077 2100077	N/A N/A	200412 200412	N/A N/A	239037 239037	N/A N/A	N/A N/A	
----------------------	--	--	------------------	--------------------	------------	------------------	------------	------------------	------------	------------	--

**G63 AMG**

V8 5.5L 5461cc Turbo	157.984		100077	2100077	N/A	9704(2)	N/A	9356 239037 <sup>78</sup>	N/A N/A <sup>78</sup>	N/A N/A <sup>78</sup>	1 1
----------------------	---------	--	--------	---------	-----	---------	-----	------------------------------	--------------------------	--------------------------	--------

**G65 AMG**

V12 6.0L 5980cc 365 CID Turbo			7198	N/A	N/A	N/A	N/A	239037	N/A	N/A	
-------------------------------	--	--	------	-----	-----	-----	-----	--------	-----	-----	--

**GL350 BLUETEC 4MATIC**

V6 3.0L 2987cc Turbo Diesel	642.826		7062	27062	N/A	N/A Right N/A Left	N/A Right N/A Left	230124 <sup>79</sup>	N/A <sup>79</sup>	N/A <sup>79</sup>	3
-----------------------------	---------	--	------	-------	-----	-----------------------------	-----------------------------	----------------------	-------------------	-------------------	---

**GL63 AMG**

V8 5.5L 5461cc Turbo	157.982		100077	2100077	N/A	9704(2)	N/A	230124 <sup>79</sup> 230518 <sup>78</sup>	N/A <sup>79</sup> N/A <sup>78</sup>	N/A <sup>79</sup> N/A <sup>78</sup>	1 1
----------------------	---------	--	--------	---------	-----	---------	-----	--	--	--	--------

N/A = Not Available N/R = Not Required N/S = Not Servicable For cabin air locator chart, see pages 5-12 See pages 13-16 for footnotes

1) ProSelect - Normal Driving - Traditional Change Intervals 2) NAPA Gold - Severe Driving - OE Recommended intervals 3) NAPA Platinum - Harsh Driving - OE Recommend Intervals

N/A = Non disponible N/R = Non nécessaire N/S = Non réparable Voir le tableau des filtres et d'habitacle aux pages 5-12 Voir pages 13-16 pour des notes

1) NAPA ProSelect et Argent - Conduite normale - Intervalles normaux de remplacement 2) NAPA Or - Conduite difficile - Intervalles recommandés par FEO 3) NAPA Platine - Conduite très difficile - Intervalles recommandés par FEO

N/A = No disponible N/R = No requerido N/S = No Servicable Para el aire de la cabina y tabla de localización de filtro, consulte las páginas 5-12 Ver las páginas 13-16 para las notas al pie de página

1) NAPA ProSelect y Plata - Manejo normal - Intervalos normales de cambio 2) NAPA Oro - Manejo difícil - Intervalos recomendados por el OEM 3) NAPA Platino - Manejo muy difícil - Intervalos recomendados por el OEM

*Italicized Part Numbers May Not Be Available.*

Las piezas con números en *italicas* pueden no estar disponibles.

Les numéros de pièce en *italiques* peuvent ne pas être disponibles.

P  
a  
s  
s  
C  
a  
r  
L  
i  
g  
h  
t  
T  
r  
u  
c  
k  
O  
i  
l  
-  
A  
i  
r  
-  
C  
a  
b  
i  
n



MERCEDES BENZ 2017

Pass Car Light Truck - Oil - Air - Cabin

Year/Año/Année Model/Modelo/Modelé Engine/Motor/Moteur	Eng. Code Código de motor Code moteur	VIN NIV NIV	GOLD Oil Aceite Huile	ProSelect Oil Aceite Huile	Platinum Oil Aceite Huile	GOLD Air Aire Air	ProSelect Air Aire Air	GOLD Cabin Air Cabina Aire Cabine Air	ProSelect Cabin Air Cabina Aire Cabine Air	Platinum Cabin Air Cabina Aire Cabine Air	Loc. Cabin Air Cabina Aire Cabine Air
--	---	-------------------	--------------------------------	-------------------------------------	------------------------------------	----------------------------	---------------------------------	--	---	--	--

MERCEDES BENZ (Cont'd/Suite)

**2017** (Cont'd/Suite)

**GLA250**

L4 2.0L 1991cc Turbo	270.920		107515	N/A	4107515	200312	N/A	230130	2230130	N/A	6
L4 2.0L 1991cc Turbo Flex	270.920		107515	N/A	4107515	200312	N/A	230130	2230130	N/A	6

**GLA45 AMG**

L4 2.0L 1991cc Turbo	133.980		100077	2100077	N/A	200952	N/A	230130	2230130	N/A	6
----------------------	---------	--	--------	---------	-----	--------	-----	--------	---------	-----	---

**GLC300**

I4 2.0L Turbo			107515	N/A	4107515	200548	2200548	N/A	N/A	N/A	
---------------	--	--	--------	-----	---------	--------	---------	-----	-----	-----	--

**GLC43 AMG**

V6 3.0L 2996cc Turbo	276.823		7059	27059	N/A	200359(2)	N/A	N/A	N/A	N/A	
----------------------	---------	--	------	-------	-----	-----------	-----	-----	-----	-----	--

**GLE300d BlueTEC**

L4 2.1L 2143cc 131 CID Turbo Diesel			100026	2100026	N/A	N/A	N/A	230124 <sup>79</sup> 230518 <sup>78</sup>	N/A <sup>79</sup> N/A <sup>78</sup>	N/A <sup>79</sup> N/A <sup>78</sup>	6 6
-------------------------------------	--	--	--------	---------	-----	-----	-----	--	--	--	--------

**GLE350**

V6 3.5L 3498cc FLEX/	276.955		7059	27059	N/A	9034	N/A	230518	N/A	N/A	3
----------------------	---------	--	------	-------	-----	------	-----	--------	-----	-----	---

**GLE400**

V6 3.0L 2996cc Turbo			7059	27059	N/A	9034	N/A	230124 <sup>79</sup> 230518 <sup>78</sup>	N/A <sup>79</sup> N/A <sup>78</sup>	N/A <sup>79</sup> N/A <sup>78</sup>	6 6
----------------------	--	--	------	-------	-----	------	-----	--	--	--	--------

**GLE43 AMG**

V6 3.0L 2996cc Turbo	276.821		7059	27059	N/A	200359(2)	N/A	230124 <sup>79</sup> 230518 <sup>78</sup>	N/A <sup>79</sup> N/A <sup>78</sup>	N/A <sup>79</sup> N/A <sup>78</sup>	
----------------------	---------	--	------	-------	-----	-----------	-----	--	--	--	--

**GLE550**

V8 4.7L 4663cc			7059	27059	N/A			N/A	N/A	N/A	
----------------	--	--	------	-------	-----	--	--	-----	-----	-----	--

**GLE550e**

V6 3.0L 2996cc Turbo Electric/Gas	276.821		7059	27059	N/A	200359(2)	N/A	230124 <sup>79</sup> 230518 <sup>78</sup>	N/A <sup>79</sup> N/A <sup>78</sup>	N/A <sup>79</sup> N/A <sup>78</sup>	4 4
-----------------------------------	---------	--	------	-------	-----	-----------	-----	--	--	--	--------

**GLE63 AMG**

V8 5.5L 5461cc Turbo	157.982		100077	2100077	N/A	9704(2)	N/A	230124 <sup>79</sup> 230518 <sup>78</sup>	N/A <sup>79</sup> N/A <sup>78</sup>	N/A <sup>79</sup> N/A <sup>78</sup>	
----------------------	---------	--	--------	---------	-----	---------	-----	--	--	--	--

**GLE63 AMG S**

V8 5.5L 5461cc Turbo	157.982		100077	2100077	N/A	9704(2)	N/A	230124 <sup>79</sup> 230518 <sup>78</sup>	N/A <sup>79</sup> N/A <sup>78</sup>	N/A <sup>79</sup> N/A <sup>78</sup>	
----------------------	---------	--	--------	---------	-----	---------	-----	--	--	--	--

**GLS 450**

V6 3.0L 2996cc Turbo	276.821		7059	27059	N/A	200359(2)	N/A	230124 <sup>79</sup> 230518 <sup>78</sup>	N/A <sup>79</sup> N/A <sup>78</sup>	N/A <sup>79</sup> N/A <sup>78</sup>	
----------------------	---------	--	------	-------	-----	-----------	-----	--	--	--	--

**GLS350d**

V6 3.0L 2987cc Turbo Diesel	642.826		7062	27062	N/A	N/A	N/A	230124 <sup>79</sup> 230518 <sup>78</sup>	N/A <sup>79</sup> N/A <sup>78</sup>	N/A <sup>79</sup> N/A <sup>78</sup>	
-----------------------------	---------	--	------	-------	-----	-----	-----	--	--	--	--

**GLS550**

V8 4.6L 4663cc Turbo	278.928		100077 <sup>501</sup> 7059 <sup>500</sup>	2100077 <sup>501</sup> 27059 <sup>500</sup>	N/A <sup>501</sup> N/A <sup>500</sup>	9704(2)	N/A	230518	N/A	N/A	
----------------------	---------	--	--	--	--	---------	-----	--------	-----	-----	--

**GLS63 AMG**

V8 5.5L 5461cc Turbo	157.982		100077	2100077	N/A	9704	N/A	230518 <sup>78</sup>	N/A <sup>78</sup>	N/A <sup>78</sup>	
----------------------	---------	--	--------	---------	-----	------	-----	----------------------	-------------------	-------------------	--

**Maybach S550**

V8 4.6L 4663cc Turbo	278.932		100077	2100077	N/A	9704(2)	N/A	N/A	N/A	N/A	
----------------------	---------	--	--------	---------	-----	---------	-----	-----	-----	-----	--

**MAYBACH S600**

V12 6.0L Turbo			7198	N/A	N/A	N/A	N/A	N/A <sup>493</sup> N/A <sup>492</sup>	N/A <sup>493</sup> N/A <sup>492</sup>	N/A <sup>493</sup> N/A <sup>492</sup>	
----------------	--	--	------	-----	-----	-----	-----	--	--	--	--

**METRIS**

L4 2.0L 1991cc Turbo			107515	N/A	4107515	200559	N/A	N/A 230090	N/A N/A	N/A N/A	
----------------------	--	--	--------	-----	---------	--------	-----	---------------	------------	------------	--

**S550**

V8 4.6L 4663cc Turbo	278.932		7059 <sup>500</sup> 100077 <sup>501</sup>	27059 <sup>500</sup> 2100077 <sup>501</sup>	N/A <sup>500</sup> N/A <sup>501</sup>	9704(2)	N/A	N/A <sup>79</sup> N/A <sup>78</sup>	N/A <sup>79</sup> N/A <sup>78</sup>	N/A <sup>79</sup> N/A <sup>78</sup>	4 4
----------------------	---------	--	--	--	--	---------	-----	--	--	--	--------

N/A = Not Available N/R = Not Required N/S = Not Servicable For cabin air locator chart, see pages 5-12 See pages 13-16 for footnotes

1) ProSelect - Normal Driving - Traditional Change Intervals 2) NAPA Gold - Severe Driving - OE Recommended intervals 3) NAPA Platinum - Harsh Driving - OE Recommend Intervals

1) N/A = Non disponible N/R = Non nécessaire N/S = Non réparable Voir le tableau des filtres et d'habitacle aux pages 5-12 Voir pages 13-16 pour des notes

1) NAPA ProSelect et Argent - Conduite normale - Intervalles normaux de remplacement 2) NAPA Or - Conduite difficile - Intervalles recommandés par FEO 3) NAPA Platine - Conduite très difficile - Intervalles recommandés par FEO

N/A = No disponible N/R = No requerido N/S = No Servicable Para el aire de la cabina y tabla de localización de filtro, consulte las páginas 5-12 Ver las páginas 13-16 para las notas al pie de página

1) NAPA ProSelect y Plata - Manejo normal - Intervalos normales de cambio 2) NAPA Oro - Manejo difícil - Intervalos recomendados por el OEM 3) NAPA Platino - Manejo muy difícil - Intervalos recomendados por el OEM

*Italicized Part Numbers May Not Be Available.*

Las piezas con números en *italicas* pueden no estar disponibles.  
Les numéros de pièce en *italiques* peuvent ne pas être disponibles.



Pass Car Light Truck - Oil - Air - Cabin

MERCEDES BENZ 2017-2016

Year/Anio/Année Model/Modelo/Modèle Engine/Motor/Moteur	Eng. Code Código de motor Code moteur	VIN NIV NIV	GOLD Oil Aceite Huile	ProSelect Oil Aceite Huile	Platinum Oil Aceite Huile	GOLD Air Aire Air	ProSelect Air Aire Air	GOLD Cabin Air Cabina Aire Cabine Air	ProSelect Cabin Air Cabina Aire Cabine Air	Platinum Cabin Air Cabina Aire Cabine Air	Loc. Cabin Air Cabina Aire Cabine Air
---	---	-------------------	--------------------------------	-------------------------------------	------------------------------------	----------------------------	---------------------------------	--	---	--	--

MERCEDES BENZ (Cont'd/Suite)

**2017** (Cont'd/Suite)

**S550E**

V6 3.0L 2996cc Turbo Electric/Gas	276.821		7059	27059	N/A	200359(2)	N/A	N/A <sup>493</sup> N/A <sup>492</sup>	N/A <sup>493</sup> N/A <sup>492</sup>	N/A <sup>493</sup> N/A <sup>492</sup>	4 4
-----------------------------------	---------	--	------	-------	-----	-----------	-----	--	--	--	--------

**S600**

V12 6.0L 5980cc 365 CID Turbo			7198	N/A	N/A	N/A	N/A	N/A <sup>78</sup>	N/A <sup>78</sup>	N/A <sup>78</sup>	6
-------------------------------	--	--	------	-----	-----	-----	-----	-------------------	-------------------	-------------------	---

**S63 AMG**

V8 5.5L 5461cc Turbo	157.985		100077	2100077	N/A	9704(2)	N/A	N/A <sup>493</sup> N/A <sup>493</sup>	N/A <sup>493</sup> N/A <sup>493</sup>	N/A <sup>493</sup> N/A <sup>493</sup>	4 4
----------------------	---------	--	--------	---------	-----	---------	-----	--	--	--	--------

**S65 AMG**

V12 6.0L 5980cc 365 CID Turbo			7198	N/A	N/A	N/A	N/A	N/A	N/A	N/A	6
-------------------------------	--	--	------	-----	-----	-----	-----	-----	-----	-----	---

**SL450**

V6 3.0L Turbo			7059	27059	N/A	200359(2)	N/A	9357	229357	N/A	
---------------	--	--	------	-------	-----	-----------	-----	------	--------	-----	--

**SL550**

V8 4.6L 4663cc Turbo	278.927		7059 <sup>500</sup> 100077 <sup>501</sup>	27059 <sup>500</sup> 2100077 <sup>501</sup>	N/A <sup>500</sup> N/A <sup>501</sup>	9704(2)	N/A	9357	229357	N/A	
----------------------	---------	--	--	--	--	---------	-----	------	--------	-----	--

**SL63 AMG**

V8 5.5L 5461cc Turbo	157.983		100077	2100077	N/A	9704(2)	N/A	9357	229357	N/A	1
----------------------	---------	--	--------	---------	-----	---------	-----	------	--------	-----	---

**SL65 AMG**

V12 6.0L 5980cc 365 CID Turbo	279.981		7198	N/A	N/A	N/A	N/A	9357	229357	N/A	4
-------------------------------	---------	--	------	-----	-----	-----	-----	------	--------	-----	---

**SLC300**

L4 2.0L 1991cc Turbo	274.92		107515	N/A	4107515	200548	2200548	9373	N/A	N/A	
----------------------	--------	--	--------	-----	---------	--------	---------	------	-----	-----	--

**SLC43 AMG**

V6 3.0L 2996cc Turbo			7059	27059	N/A	200359(2)	N/A	9373	N/A	N/A	
----------------------	--	--	------	-------	-----	-----------	-----	------	-----	-----	--

**SPRINTER 2500**

L4 2.1L 2143cc 131 CID Turbo Diesel	651.955		100026	2100026	N/A	9876	29876	9366	N/A	N/A	3
-------------------------------------	---------	--	--------	---------	-----	------	-------	------	-----	-----	---

V6 3.0L 2987cc Turbo Diesel	642.896		7062	27062	N/A	9876	29876	9366	N/A	N/A	3
-----------------------------	---------	--	------	-------	-----	------	-------	------	-----	-----	---

**SPRINTER 3500**

L4 2.1L 2143cc 131 CID Turbo Diesel	651.955		100026	2100026	N/A	9876	29876	9366	N/A	N/A	3
-------------------------------------	---------	--	--------	---------	-----	------	-------	------	-----	-----	---

V6 3.0L 2987cc Turbo Diesel	642.896		7062	27062	N/A	9876	29876	9366	N/A	N/A	3
-----------------------------	---------	--	------	-------	-----	------	-------	------	-----	-----	---

**2016**

**AMG GT S**

V8 4.0L 3982cc Turbo			100077	2100077	N/A	200389	N/A	9357	229357	N/A	
----------------------	--	--	--------	---------	-----	--------	-----	------	--------	-----	--

**B ELECTRIC DRIVE**

ELECTRIC Electric			N/R	N/R	N/R	N/S	N/S	230130	2230130	N/A	
-------------------	--	--	-----	-----	-----	-----	-----	--------	---------	-----	--

**B250**

L4 2.0L 2000CC 122CID Turbo			107515	N/A	4107515	200312	N/A	230130	2230130	N/A	
-----------------------------	--	--	--------	-----	---------	--------	-----	--------	---------	-----	--

**B250e**

- Electric			N/R	N/R	N/R	N/S	N/S	230130	2230130	N/A	
------------	--	--	-----	-----	-----	-----	-----	--------	---------	-----	--

**C250**

L4 2.0L 1991CC 121CID (Mex.)			N/S	N/S	N/A	N/S	N/S	9357	229357	N/A	
------------------------------	--	--	-----	-----	-----	-----	-----	------	--------	-----	--

**C300**

L4 2.0L 1991cc Turbo			107515	N/A	4107515	200548	2200548	230124 <sup>79</sup>	N/A <sup>79</sup>	N/A <sup>79</sup>	6
----------------------	--	--	--------	-----	---------	--------	---------	----------------------	-------------------	-------------------	---

**C350**

V6 3.5L 3498cc	276.957		7059	27059	N/A	9034	N/A	9357	229357	N/A	6
----------------	---------	--	------	-------	-----	------	-----	------	--------	-----	---

**C350e**

L4 2.0L 1991cc Turbo Electric/Gas	274.92		107515	N/A	4107515	200548	2200548	N/A	N/A	N/A	
-----------------------------------	--------	--	--------	-----	---------	--------	---------	-----	-----	-----	--

**C450 AMG**

V6 3.0L 3000CC 183CID Turbo	M276 BiTurbo		7059	27059	N/A	200359(2)	N/A	N/A <sup>492</sup>	N/A <sup>492</sup>	N/A <sup>492</sup>	
-----------------------------	--------------	--	------	-------	-----	-----------	-----	--------------------	--------------------	--------------------	--

N/A = Not Available N/R = Not Required N/S = Not Servicable For cabin air locator chart, see pages 5-12 See pages 13-16 for footnotes

1) ProSelect - Normal Driving - Traditional Change Intervals 2) NAPA Gold - Severe Driving - OE Recommended intervals 3) NAPA Platinum - Harsh Driving - OE Recommend Intervals

N/A = Non disponible N/R = Non nécessaire N/S = Non réparable Voir le tableau des filtres et d'habitacle aux pages 5-12 Voir pages 13-16 pour des notes

1) NAPA ProSelect et Argent - Conduite normale - Intervalles normaux de remplacement 2) NAPA Or - Conduite difficile - Intervalles recommandés par FEO 3) NAPA Platine - Conduite très difficile - Intervalles recommandés par FEO

N/A = No disponible N/R = No requerido N/S = No Servicable Para el aire de la cabina y tabla de localización de filtro, consulte las páginas 5-12 Ver las páginas 13-16 para las notas al pie de página

1) NAPA ProSelect y Plata - Manejo normal - Intervalos normales de cambio 2) NAPA Oro - Manejo difícil - Intervalos recomendados por el OEM 3) NAPA Platino - Manejo muy difícil - Intervalos recomendados por el OEM

*Italicized Part Numbers May Not Be Available.*

Las piezas con números en *italicas* pueden no estar disponibles.

Les numéros de pièce en *italiques* peuvent ne pas être disponibles.

P  
a  
s  
s  
C  
a  
r  
L  
i  
g  
h  
t  
T  
r  
u  
c  
k  
O  
i  
l  
-  
A  
i  
r  
-  
C  
a  
b  
i  
n



MERCEDES BENZ 2016

Pass Car Light Truck - Oil - Air - Cabin

Year/Año/Année Model/Modelo/Modele Engine/Motor/Moteur	Eng. Code Código de motor Code moteur	VIN NIV NIV	GOLD Oil Aceite Huile	ProSelect Oil Aceite Huile	Platinum Oil Aceite Huile	GOLD Air Aire Air	ProSelect Air Aire Air	GOLD Cabin Air Cabina Aire Cabine Air	ProSelect Cabin Air Cabina Aire Cabine Air	Platinum Cabin Air Cabina Aire Cabine Air	Loc. Cabin Air Cabina Aire Cabine Air
--	---	-------------------	--------------------------------	-------------------------------------	------------------------------------	----------------------------	---------------------------------	--	---	--	--

MERCEDES BENZ (Cont'd/Suite)

**2016** (Cont'd/Suite)

**C63 AMG**

V8 4.0L 3982cc Turbo			100077	2100077	N/A	200412(2)	N/A	N/A	N/A	N/A	
----------------------	--	--	--------	---------	-----	-----------	-----	-----	-----	-----	--

**C63 AMG 507 Edition**

V8 4.0L 3982cc Turbo			100077	2100077	N/A	200412(2)	N/A	N/A	N/A	N/A	
----------------------	--	--	--------	---------	-----	-----------	-----	-----	-----	-----	--

**C63 AMG S**

V8 4.0L 3982cc Turbo			100077	2100077	N/A	200412(2)	N/A	N/A	N/A	N/A	
----------------------	--	--	--------	---------	-----	-----------	-----	-----	-----	-----	--

**CLA200**

L4 1.6L 1595cc Turbo (Mex.)			107515	N/A	4107515	200312	N/A	230130	2230130	N/A	
-----------------------------	--	--	--------	-----	---------	--------	-----	--------	---------	-----	--

**CLA250**

L4 2.0L 1991cc Turbo	270.920		107515	N/A	4107515	200312	N/A	230130	2230130	N/A	6
----------------------	---------	--	--------	-----	---------	--------	-----	--------	---------	-----	---

**CLA45 AMG**

L4 2.0L 1991cc Turbo	270.920		100077	2100077	N/A	200952	N/A	230130	2230130	N/A	6
----------------------	---------	--	--------	---------	-----	--------	-----	--------	---------	-----	---

**CLS400**

V6 3.0L Turbo			7059	27059	N/A	200359(2)	N/A	9357	229357	N/A	1
---------------	--	--	------	-------	-----	-----------	-----	------	--------	-----	---

**CLS500**

V8 4.6L 4663cc Turbo (Mex.)	278.922		7059	27059	N/A	9704	N/A	9357	229357	N/A	
-----------------------------	---------	--	------	-------	-----	------	-----	------	--------	-----	--

**CLS550**

V8 4.6L 4663cc Turbo	278.922		7059 <sup>500</sup> 100077 <sup>501</sup>	27059 <sup>500</sup> 2100077 <sup>501</sup>	N/A <sup>500</sup> N/A <sup>501</sup>	9704(2)	N/A	9357	229357	N/A	4
----------------------	---------	--	--	--	--	---------	-----	------	--------	-----	---

**CLS63 AMG**

V8 5.5L 5461cc Turbo	157.981		100077	2100077	N/A	9704(2)	N/A	9357	229357	N/A	1
----------------------	---------	--	--------	---------	-----	---------	-----	------	--------	-----	---

**E250**

L4 1.8L 1767cc 110 CID			100026	2100026	N/A			9357	229357	N/A	
------------------------	--	--	--------	---------	-----	--	--	------	--------	-----	--

L4 2.1L 2143cc 131 CID Turbo Diesel	651.924		100026	2100026	N/A			9357	229357	N/A	4
-------------------------------------	---------	--	--------	---------	-----	--	--	------	--------	-----	---

**E300**

V6 3.5L 3498cc			7059	27059	N/A	6799	26799	9357	229357	N/A	
----------------	--	--	------	-------	-----	------	-------	------	--------	-----	--

**E350**

V6 3.5L 3498cc Flex	276.952		7059	27059	N/A	9034(2)	N/A	9357	229357	N/A	1
---------------------	---------	--	------	-------	-----	---------	-----	------	--------	-----	---

**E400**

V6 3.0L Turbo			7059	27059	N/A	200359(2)	N/A	9357	229357	N/A	1
---------------	--	--	------	-------	-----	-----------	-----	------	--------	-----	---

**E550**

V8 4.6L 4663cc Turbo	278.922		7059 <sup>500</sup> 100077 <sup>501</sup>	27059 <sup>500</sup> 2100077 <sup>501</sup>	N/A <sup>500</sup> N/A <sup>501</sup>	9704(2)	N/A	9357	229357	N/A	4
----------------------	---------	--	--	--	--	---------	-----	------	--------	-----	---

**E63 AMG**

V8 5.5L 5461cc Turbo	157.981		100077	2100077	N/A	9704(2)	N/A	9357	229357	N/A	1
----------------------	---------	--	--------	---------	-----	---------	-----	------	--------	-----	---

**G550**

V8 4.0L 3982cc Turbo			100077 100077	2100077 2100077	N/A N/A	200412 200412	N/A N/A	239037 239037	N/A N/A	N/A N/A	
----------------------	--	--	------------------	--------------------	------------	------------------	------------	------------------	------------	------------	--

**G63 AMG**

V8 5.5L 5461cc Turbo	157.984		100077	2100077	N/A	9704(2)	N/A	9356 <sup>79</sup> 239037 <sup>78</sup>	N/A <sup>79</sup> N/A <sup>78</sup>	N/A <sup>79</sup> N/A <sup>78</sup>	1 1
----------------------	---------	--	--------	---------	-----	---------	-----	--	--	--	--------

**G65 AMG**

V12 6.0L 5980cc 365 CID Turbo	275.982		7198	N/A	N/A	N/A	N/A	239037	N/A	N/A	
-------------------------------	---------	--	------	-----	-----	-----	-----	--------	-----	-----	--

**GL350 BLUETEC 4MATIC**

V6 3.0L 2987cc Turbo Diesel	642.826		7062	27062	N/A	N/A Right N/A Left	N/A Right N/A Left	230124 <sup>79</sup> 230124 <sup>79</sup>	N/A <sup>79</sup> N/A <sup>79</sup>	N/A <sup>79</sup> N/A <sup>79</sup>	3 3
-----------------------------	---------	--	------	-------	-----	-----------------------------	-----------------------------	--	--	--	--------

**GL450**

V6 3.0L 2996cc Turbo			7059 <sup>44</sup>	27059 <sup>44</sup>	N/A <sup>44</sup>	200359	2200359	230518 <sup>78</sup> 230124 <sup>79</sup>	N/A <sup>78</sup> N/A <sup>79</sup>	N/A <sup>78</sup> N/A <sup>79</sup>	3 3
----------------------	--	--	--------------------	---------------------	-------------------	--------	---------	--	--	--	--------

N/A = Not Available N/R = Not Required N/S = Not Servicable For cabin air locator chart, see pages 5-12 See pages 13-16 for footnotes

1) ProSelect - Normal Driving - Traditional Change Intervals 2) NAPA Gold - Severe Driving - OE Recommended intervals 3) NAPA Platinum - Harsh Driving - OE Recommend Intervals

N/A = Non disponible N/R = Non nécessaire N/S = Non réparable Voir le tableau des filtres et d'habitacle aux pages 5-12 Voir pages 13-16 pour des notes

1) NAPA ProSelect et Argent - Conduite normale - Intervalles normaux de remplacement 2) NAPA Or - Conduite difficile - Intervalles recommandés par FEO 3) NAPA Platine - Conduite très difficile - Intervalles recommandés par FEO

N/A = No disponible N/R = No requerido N/S = No Servicable Para el aire de la cabina y tabla de localización de filtro, consulte las páginas 5-12 Ver las páginas 13-16 para las notas al pie de página

1) NAPA ProSelect y Plata - Manejo normal - Intervalos normales de cambio 2) NAPA Oro - Manejo difícil - Intervalos recomendados por el OEM 3) NAPA Platino - Manejo muy difícil - Intervalos recomendados por el OEM

*Italicized Part Numbers May Not Be Available.*

Las piezas con números en *italicas* pueden no estar disponibles.  
Les numéros de pièce en *italiques* peuvent ne pas être disponibles.



Pass Car Light Truck - Oil - Air - Cabin

MERCEDES BENZ 2016

Year/Año/Année Model/Modelo/Modele Engine/Motor/Moteur	Eng. Code Código de motor Code moteur	VIN NIV NIV	GOLD Oil Aceite Huile	ProSelect Oil Aceite Huile	Platinum Oil Aceite Huile	GOLD Air Aire Air	ProSelect Air Aire Air	GOLD Cabin Air Cabina Aire Cabine Air	ProSelect Cabin Air Cabina Aire Cabine Air	Platinum Cabin Air Cabina Aire Cabine Air	Loc. Cabin Air Cabina Aire Cabine Air
--	---	-------------------	--------------------------------	-------------------------------------	------------------------------------	----------------------------	---------------------------------	--	---	--	--

MERCEDES BENZ (Cont'd/Suite)

**2016** (Cont'd/Suite)

**GL550**

V8 4.6L 4663cc Turbo	278.928		7059 <sup>500</sup> 100077 <sup>501</sup>	27059 <sup>500</sup> 2100077 <sup>501</sup>	N/A <sup>500</sup> N/A <sup>501</sup>	9704(2)	N/A	230124 <sup>79</sup> 230518 <sup>78</sup>	N/A <sup>79</sup> N/A <sup>78</sup>	N/A <sup>79</sup> N/A <sup>78</sup>	4 4
----------------------	---------	--	--	--	--	---------	-----	--	--	--	--------

**GL63 AMG**

V8 5.5L 5461cc Turbo	157.982		100077	2100077	N/A	9704(2)	N/A	230124 <sup>79</sup> 230518 <sup>78</sup>	N/A <sup>79</sup> N/A <sup>78</sup>	N/A <sup>79</sup> N/A <sup>78</sup>	1 1
----------------------	---------	--	--------	---------	-----	---------	-----	--	--	--	--------

**GLA200**

L4 1.6L 1595cc Turbo (Mex.)			107515	N/A	4107515	200312	N/A	230130	2230130	N/A	
-----------------------------	--	--	--------	-----	---------	--------	-----	--------	---------	-----	--

**GLA250**

L4 2.0L 1991cc Turbo	270.920		107515	N/A	4107515	200312	N/A	230130	2230130	N/A	6
----------------------	---------	--	--------	-----	---------	--------	-----	--------	---------	-----	---

**GLA45 AMG**

L4 2.0L 1991cc Turbo	270.920		100077	2100077	N/A	200952	N/A	230130	2230130	N/A	6
----------------------	---------	--	--------	---------	-----	--------	-----	--------	---------	-----	---

**GLC300**

I4 2.0L Turbo			107515	N/A	4107515	200548	2200548	230124 <sup>79</sup>	N/A <sup>79</sup>	N/A <sup>79</sup>	
---------------	--	--	--------	-----	---------	--------	---------	----------------------	-------------------	-------------------	--

**GLE300d BlueTEC**

L4 2.1L 2143cc 131 CID Turbo Diesel			100026	2100026	N/A	N/A	N/A	230124 <sup>79</sup> 230518 <sup>78</sup>	N/A <sup>79</sup> N/A <sup>78</sup>	N/A <sup>79</sup> N/A <sup>78</sup>	6 6
-------------------------------------	--	--	--------	---------	-----	-----	-----	--	--	--	--------

**GLE350**

V6 3.5L 3498cc	276.955		7059	27059	N/A	9034	N/A	230518	N/A	N/A	3
----------------	---------	--	------	-------	-----	------	-----	--------	-----	-----	---

**GLE350d**

V6 3.0L 2987cc Turbo Diesel			7062	27062	N/A	N/A	N/A	230124	N/A	N/A	
-----------------------------	--	--	------	-------	-----	-----	-----	--------	-----	-----	--

**GLE400 4Matic**

V6 3.0L 2996cc Turbo			7059	27059	N/A	200359(2)	N/A	230124 <sup>79</sup> 230518 <sup>78</sup>	N/A <sup>79</sup> N/A <sup>78</sup>	N/A <sup>79</sup> N/A <sup>78</sup>	6 6
----------------------	--	--	------	-------	-----	-----------	-----	--	--	--	--------

**GLE450 AMG**

V6 3.0L 2996cc Turbo			7059	27059	N/A	200359(2)	N/A	230124 <sup>79</sup> 230518 <sup>78</sup>	N/A <sup>79</sup> N/A <sup>78</sup>	N/A <sup>79</sup> N/A <sup>78</sup>	4 4
----------------------	--	--	------	-------	-----	-----------	-----	--	--	--	--------

**GLE550**

V6 3.0L 2996cc Turbo			7059	27059	N/A	200359	2200359	230124	N/A	N/A	4
V8 4.6L 4663cc Turbo	278.928		100077	2100077	N/A			230124	N/A	N/A	

**GLE550e**

V6 3.0L 2996cc Turbo Electric/Gas	276.821		7059	27059	N/A	200359(2)	N/A	230124 <sup>79</sup> 230518 <sup>78</sup>	N/A <sup>79</sup> N/A <sup>78</sup>	N/A <sup>79</sup> N/A <sup>78</sup>	
-----------------------------------	---------	--	------	-------	-----	-----------	-----	--	--	--	--

**GLE63 AMG**

V8 5.5L 5461cc Turbo	157.982		100077	2100077	N/A	9704(2)	N/A	230124 <sup>79</sup> 230518 <sup>78</sup>	N/A <sup>79</sup> N/A <sup>78</sup>	N/A <sup>79</sup> N/A <sup>78</sup>	
----------------------	---------	--	--------	---------	-----	---------	-----	--	--	--	--

**GLE63 AMG S**

V8 5.5L 5461cc Turbo			100077 100077	2100077 2100077	N/A N/A	9704 9704	N/A N/A	230124 <sup>79</sup> 230124 <sup>79</sup> 230518 <sup>78</sup> 230518 <sup>78</sup>	N/A <sup>79</sup> N/A <sup>79</sup> N/A <sup>78</sup> N/A <sup>78</sup>	N/A <sup>79</sup> N/A <sup>79</sup> N/A <sup>78</sup> N/A <sup>78</sup>	
----------------------	--	--	------------------	--------------------	------------	--------------	------------	--	--	--	--

**MAYBACH S600**

V12 6.0L Turbo			7198	N/A	N/A	N/A	N/A	N/A <sup>493</sup> N/A <sup>492</sup>	N/A <sup>493</sup> N/A <sup>492</sup>	N/A <sup>493</sup> N/A <sup>492</sup>	
----------------	--	--	------	-----	-----	-----	-----	--	--	--	--

**METRIS**

L4 2.0L 1991cc Turbo			107515	N/A	4107515	200559	N/A	N/A 230090	N/A N/A	N/A N/A	
----------------------	--	--	--------	-----	---------	--------	-----	---------------	------------	------------	--

**S550**

V8 4.6L 4663cc Turbo	278.932		7059 <sup>500</sup> 100077 <sup>501</sup>	27059 <sup>500</sup> 2100077 <sup>501</sup>	N/A <sup>500</sup> N/A <sup>501</sup>	9704(2)	N/A	N/A <sup>79</sup> N/A <sup>78</sup>	N/A <sup>79</sup> N/A <sup>78</sup>	N/A <sup>79</sup> N/A <sup>78</sup>	4 4
----------------------	---------	--	--	--	--	---------	-----	--	--	--	--------

**S550E**

V6 3.0L Turbo			7059	27059	N/A	200359(2)	N/A	N/A <sup>493</sup> N/A <sup>492</sup>	N/A <sup>493</sup> N/A <sup>492</sup>	N/A <sup>493</sup> N/A <sup>492</sup>	4 4
---------------	--	--	------	-------	-----	-----------	-----	--	--	--	--------

N/A = Not Available N/R = Not Required N/S = Not Servicable For cabin air locator chart, see pages 5-12 See pages 13-16 for footnotes

1) ProSelect - Normal Driving - Traditional Change Intervals 2) NAPA Gold - Severe Driving - OE Recommended intervals 3) NAPA Platinum - Harsh Driving - OE Recommend Intervals

N/A = Non disponible N/R = Non nécessaire N/S = Non réparable Voir le tableau des filtres et d'habitacle aux pages 5-12 Voir pages 13-16 pour des notes

1) NAPA ProSelect et Argent - Conduite normale - Intervalles normaux de remplacement 2) NAPA Or - Conduite difficile - Intervalles recommandés par FEO 3) NAPA Platine - Conduite très difficile - Intervalles recommandés par FEO

N/A = No disponible N/R = No requerido N/S = No Servicable Para el aire de la cabina y tabla de localización de filtro, consulte las páginas 5-12 Ver las páginas 13-16 para las notas al pie de página

1) NAPA ProSelect y Plata - Manejo normal - Intervalos normales de cambio 2) NAPA Oro - Manejo difícil - Intervalos recomendados por el OEM 3) NAPA Platino - Manejo muy difícil - Intervalos recomendados por el OEM

*Italicized Part Numbers May Not Be Available.*

Las piezas con números en *italicas* pueden no estar disponibles.

Les numéros de pièce en *italiques* peuvent ne pas être disponibles.

P  
a  
s  
s  
C  
a  
r  
L  
i  
g  
h  
t  
T  
r  
u  
c  
k  
O  
i  
l  
-  
A  
i  
r  
-  
C  
a  
b  
i  
n



MERCEDES BENZ 2016-2015

Pass Car Light Truck - Oil - Air - Cabin

Year/Año/Année Model/Modelo/Modele Engine/Motor/Moteur	Eng. Code Código de motor Code moteur	VIN NIV NIV	GOLD Oil Aceite Huile	ProSelect Oil Aceite Huile	Platinum Oil Aceite Huile	GOLD Air Aire Air	ProSelect Air Aire Air	GOLD Cabin Air Cabina Aire Cabine Air	ProSelect Cabin Air Cabina Aire Cabine Air	Platinum Cabin Air Cabina Aire Cabine Air	Loc. Cabin Air Cabina Aire Cabine Air
--	---	-------------------	--------------------------------	-------------------------------------	------------------------------------	----------------------------	---------------------------------	--	---	--	--

MERCEDES BENZ (Cont'd/Suite)

**2016** (Cont'd/Suite)

<b>S600</b>											
V12 6.0L 5980cc 365 CID Turbo			7198	N/A	N/A	N/A	N/A	N/A <sup>78</sup> N/A <sup>79</sup>	N/A <sup>78</sup> N/A <sup>79</sup>	N/A <sup>78</sup> N/A <sup>79</sup>	6 6
<b>S63 AMG</b>											
V8 5.5L 5461cc Turbo	157.985		100077	2100077	N/A	9704(2)	N/A	N/A <sup>493</sup> N/A <sup>493</sup>	N/A <sup>493</sup> N/A <sup>493</sup>	N/A <sup>493</sup> N/A <sup>493</sup>	4 4
<b>S65 AMG</b>											
V12 6.0L 5980cc 365 CID Turbo			7198	N/A	N/A	N/A	N/A	N/A <sup>493</sup> N/A <sup>492</sup>	N/A <sup>493</sup> N/A <sup>492</sup>	N/A <sup>493</sup> N/A <sup>492</sup>	6 6
<b>SL400</b>											
V6 3.5L 2996cc Turbo			7059	27059	N/A	200359(2)	N/A	9357	229357	N/A	6
<b>SL550</b>											
V8 4.6L 4663cc Turbo	278.927		7059 <sup>500</sup> 100077 <sup>501</sup>	27059 <sup>500</sup> 2100077 <sup>501</sup>	N/A <sup>500</sup> N/A <sup>501</sup>	9704(2)	N/A	9357	229357	N/A	4
<b>SL63 AMG</b>											
V8 5.5L 5461cc Turbo	157.983		100077	2100077	N/A	9704(2)	N/A	9357 <sup>78</sup>	229357 <sup>78</sup>	N/A <sup>78</sup>	1
<b>SL65 AMG</b>											
V12 6.0L 5980cc 365 CID Turbo	279.981		7198	N/A	N/A	N/A <sup>394</sup>	N/A <sup>394</sup>	9357	229357	N/A	4
<b>SLK300</b>											
L4 2.0L 1991cc Turbo			107515	N/A	4107515	200548	2200548	9373	N/A	N/A	6
<b>SLK350</b>											
V6 3.5L 3498cc	276.956		7059	27059	N/A	9034	N/A	9373	N/A	N/A	4
<b>SLK55 AMG</b>											
V8 5.5L 5461cc	152.980		100077	2100077	N/A	200945	N/A	9373	N/A	N/A	4
<b>SPRINTER 2500</b>											
L4 2.1L 2143cc 131 CID Turbo Diesel	651.955		100026	2100026	N/A	9876	29876	9366	N/A	N/A	3
V6 3.0L 2987cc Turbo Diesel	642.896		7062	27062	N/A	9876	29876	9366	N/A	N/A	3
<b>SPRINTER 3500</b>											
L4 2.1L 2143cc 131 CID Turbo Diesel	651.955		100026	2100026	N/A	9876	29876	9366	N/A	N/A	3
V6 3.0L 2987cc Turbo Diesel	642.896		7062	27062	N/A	9876	29876	9366 N/A <sup>228</sup>	N/A N/A <sup>228</sup>	N/A N/A <sup>228</sup>	3 3

**2015**

<b>A200</b>											
L4 1.6L 1595cc Turbo (Mex.)			107515	N/A	4107515	200312	N/A	230130	2230130	N/A	
<b>A45 AMG</b>											
L4 2.0L 1991cc Turbo (Mex.)								230130	2230130	N/A	
<b>B180</b>											
L4 1.6L 1595cc Turbo (Mex.)			107515	N/A	4107515	200312	N/A	230130	2230130	N/A	
<b>B250</b>											
L4 2.0L 1991cc Turbo	270.920		107515	N/A	4107515	200312	N/A	230130	2230130	N/A	
L4 2.0L 2000CC 122CID Turbo			107515	N/A	4107515	200312	N/A	230130	2230130	N/A	
<b>C180</b>											
L4 1.6L 1595cc Turbo (Mex.)						9094	N/A	9357	229357	N/A	
<b>C200</b>											
L4 1.8L 1796cc Turbo (Mex.)	271.860		7009	27009	N/A	9094	N/A	9357	229357	N/A	
<b>C250</b>											
L4 1.8L 1796cc Turbo	271.860		100059	N/A	N/A	9094	N/A	9357	229357	N/A	6
<b>C300</b>											
L4 2.0L 1991cc Turbo			107515	N/A	4107515	200548	2200548	230124 <sup>79</sup>	N/A <sup>79</sup>	N/A <sup>79</sup>	6

N/A = Not Available N/R = Not Required N/S = Not Servicable For cabin air locator chart, see pages 5-12 See pages 13-16 for footnotes

1) ProSelect - Normal Driving - Traditional Change Intervals 2) NAPA Gold - Severe Driving - OE Recommended Intervals 3) NAPA Platinum - Harsh Driving - OE Recommend Intervals

N/A = Non disponible N/R = Non nécessaire N/S = Non réparable Voir le tableau des filtres et d'habitacle aux pages 5-12 Voir pages 13-16 pour des notes

1) NAPA ProSelect et Argent - Conduite normale - Intervalles normaux de remplacement 2) NAPA Or - Conduite difficile - Intervalles recommandés par FEO 3) NAPA Platine - Conduite très difficile - Intervalles recommandés par FEO

N/A = No disponible N/R = No requerido N/S = No Servicable Para el aire de la cabina y tabla de localización de filtro, consulte las páginas 5-12 Ver las páginas 13-16 para las notas al pie de página

1) NAPA ProSelect y Plata - Manejo normal - Intervalos normales de cambio 2) NAPA Oro - Manejo difícil - Intervalos recomendados por el OEM 3) NAPA Platino - Manejo muy difícil - Intervalos recomendados por el OEM

*Italicized Part Numbers May Not Be Available.*

Las piezas con números en *italicas* pueden no estar disponibles.  
Les numéros de pièce en *italiques* peuvent ne pas être disponibles.



Pass Car Light Truck - Oil - Air - Cabin

MERCEDES BENZ 2015

Year/Año/Année Model/Modelo/Modèle Engine/Motor/Moteur	Eng. Code Código de motor Code moteur	VIN NIV NIV	GOLD Oil Aceite Huile	ProSelect Oil Aceite Huile	Platinum Oil Aceite Huile	GOLD Air Aire Air	ProSelect Air Aire Air	GOLD Cabin Air Cabina Aire Cabine Air	ProSelect Cabin Air Cabina Aire Cabine Air	Platinum Cabin Air Cabina Aire Cabine Air	Loc. Cabin Air Cabina Aire Cabine Air
--	---	-------------------	--------------------------------	-------------------------------------	------------------------------------	----------------------------	---------------------------------	--	---	--	--

MERCEDES BENZ (Cont'd/Suite)

**2015** (Cont'd/Suite)

C350

V6 3.5L 3498cc	276.957	7059	27059	N/A	9034(2)	N/A	9357	229357	N/A	6
----------------	---------	------	-------	-----	---------	-----	------	--------	-----	---

C400

V6 3.0L 2996cc Turbo		7059	27059	N/A	200359	2200359	230124 <sup>79</sup>	N/A <sup>79</sup>	N/A <sup>79</sup>	6
----------------------	--	------	-------	-----	--------	---------	----------------------	-------------------	-------------------	---

C63 AMG

V8 6.3L 6208cc	156.985	7010	N/A	N/A	9504	N/A	9357	229357	N/A	6
----------------	---------	------	-----	-----	------	-----	------	--------	-----	---

C63 AMG Mid Year Engine Change

V8 4.0L 3982cc Turbo		100077	2100077	N/A	200412(2)	N/A	N/A	N/A	N/A	
----------------------	--	--------	---------	-----	-----------	-----	-----	-----	-----	--

CLA200

L4 1.6L 1595cc Turbo (Mex.)		107515	N/A	4107515	200312	N/A	230130	2230130	N/A	
-----------------------------	--	--------	-----	---------	--------	-----	--------	---------	-----	--

CLA250

L4 2.0L 1991cc Turbo	270.920	107515	N/A	4107515	200312	N/A	230130	2230130	N/A	6
----------------------	---------	--------	-----	---------	--------	-----	--------	---------	-----	---

CLA45 AMG

L4 2.0L 1991cc Turbo	133.980	100077	2100077	N/A	200952	N/A	230130	2230130	N/A	6
----------------------	---------	--------	---------	-----	--------	-----	--------	---------	-----	---

CLS400

V6 3.0L Turbo		7059	27059	N/A	200359(2)	N/A	9357	229357	N/A	1
---------------	--	------	-------	-----	-----------	-----	------	--------	-----	---

CLS500

V8 4.6L 4663cc Turbo (Mex.)	278.922	7059	27059	N/A	9704	N/A	9357	229357	N/A	
-----------------------------	---------	------	-------	-----	------	-----	------	--------	-----	--

CLS550

V8 4.6L 4663cc Turbo	278.922	7059 <sup>500</sup> 100077 <sup>501</sup>	27059 <sup>500</sup> 2100077 <sup>501</sup>	N/A <sup>500</sup> N/A <sup>501</sup>	9704(2)	N/A	9357	229357	N/A	4
----------------------	---------	--	--	--	---------	-----	------	--------	-----	---

CLS63 AMG

V8 5.5L 5461cc Turbo	157.981	100077	2100077	N/A	9704(2)	N/A	9357	229357	N/A	1
----------------------	---------	--------	---------	-----	---------	-----	------	--------	-----	---

E200

L4 2.0L 1991cc Turbo (Mex.)		107515	N/A	4107515			9357	229357	N/A	
-----------------------------	--	--------	-----	---------	--	--	------	--------	-----	--

E250

L4 2.0L 1991cc Turbo (Mex.)		107515	N/A	4107515			9357	229357	N/A	
L4 2.1L 2143cc 131 CID Turbo Diesel	651.924	100026	2100026	N/A			9357	229357	N/A	4

E300

V6 3.5L 3498CC		7059	27059	N/A	9034	N/A	9357	229357	N/A	
----------------	--	------	-------	-----	------	-----	------	--------	-----	--

E350

V6 3.5L 3498cc Flex	276.952	7059	27059	N/A	9034	N/A	9357	229357	N/A	1
---------------------	---------	------	-------	-----	------	-----	------	--------	-----	---

E400

V6 3.0L 2987cc Turbo Diesel (Mex.)	642.820	7059	27059	N/A			9357	229357	N/A	
------------------------------------	---------	------	-------	-----	--	--	------	--------	-----	--

E400 HYBRID

V6 3.5L 3498cc Electric/Gas	276.952	7059	27059	N/A	9034	N/A	9357	229357	N/A	1
-----------------------------	---------	------	-------	-----	------	-----	------	--------	-----	---

E500

V8 4.6L 4663cc Turbo (Mex.)	278.922	7059	27059	N/A	9704	N/A	9357	229357	N/A	
-----------------------------	---------	------	-------	-----	------	-----	------	--------	-----	--

E550

V8 4.6L 4663cc Turbo	278.922	7059 <sup>500</sup> 100077 <sup>501</sup>	27059 <sup>500</sup> 2100077 <sup>501</sup>	N/A <sup>500</sup> N/A <sup>501</sup>	9704(2)	N/A	9357	229357	N/A	4
----------------------	---------	--	--	--	---------	-----	------	--------	-----	---

E63 AMG

V8 5.5L 5461cc Turbo	157.981	100077	2100077	N/A	9704(2)	N/A	9357	229357	N/A	1
----------------------	---------	--------	---------	-----	---------	-----	------	--------	-----	---

G500

V8 5.5L 5461cc (Mex.)	273.963	7078	27078	N/A	6799	26799	239037	N/A	N/A	
-----------------------	---------	------	-------	-----	------	-------	--------	-----	-----	--

G550

V8 5.5L 5461cc	273.963	7078	27078	N/A	6799 <sup>994</sup>	26799 <sup>994</sup>	239037	N/A	N/A	3
----------------	---------	------	-------	-----	---------------------	----------------------	--------	-----	-----	---

G63 AMG

V8 5.5L 5461cc Turbo	157.984	100077	2100077	N/A	9704(2)	N/A	239037	N/A	N/A	1
----------------------	---------	--------	---------	-----	---------	-----	--------	-----	-----	---

N/A = Not Available N/R = Not Required N/S = Not Servicable For cabin air locator chart, see pages 5-12 See pages 13-16 for footnotes

1) ProSelect - Normal Driving - Traditional Change Intervals 2) NAPA Gold - Severe Driving - OE Recommended intervals 3) NAPA Platinum - Harsh Driving - OE Recommend Intervals

N/A = Non disponible N/R = Non nécessaire N/S = Non réparable Voir le tableau des filtres et d'habitacle aux pages 5-12 Voir pages 13-16 pour des notes

1) NAPA ProSelect et Argent - Conduite normale - Intervalles normaux de remplacement 2) NAPA Or - Conduite difficile - Intervalles recommandés par FEO 3) NAPA Platine - Conduite très difficile - Intervalles recommandés par FEO

N/A = No disponible N/R = No requerido N/S = No Servicable Para el aire de la cabina y tabla de localización de filtro, consulte las páginas 5-12 Ver las páginas 13-16 para las notas al pie de página

1) NAPA ProSelect y Plata - Manejo normal - Intervalos normales de cambio 2) NAPA Oro - Manejo difícil - Intervalos recomendados por el OEM 3) NAPA Platino - Manejo muy difícil - Intervalos recomendados por el OEM

*Italicized Part Numbers May Not Be Available.*

Las piezas con números en *italicas* pueden no estar disponibles.

Les numéros de pièce en *italiques* peuvent ne pas être disponibles.

P  
a  
s  
s  
C  
a  
r  
L  
i  
g  
h  
t  
T  
r  
u  
c  
k  
O  
i  
l  
-  
A  
i  
r  
-  
C  
a  
b  
i  
n





MERCEDES BENZ 2015

Pass Car Light Truck - Oil - Air - Cabin

Year/Año/Année Model/Modelo/Modele Engine/Motor/Moteur	Eng. Code Código de motor Code moteur	VIN NIV NIV	GOLD Oil Aceite Huile	ProSelect Oil Aceite Huile	Platinum Oil Aceite Huile	GOLD Air Aire Air	ProSelect Air Aire Air	GOLD Cabin Air Cabina Aire Cabine Air	ProSelect Cabin Air Cabina Aire Cabine Air	Platinum Cabin Air Cabina Aire Cabine Air	Loc. Cabin Air Cabina Aire Cabine Air
--	---	-------------------	--------------------------------	-------------------------------------	------------------------------------	----------------------------	---------------------------------	--	---	--	--

MERCEDES BENZ (Cont'd/Suite)

**2015** (Cont'd/Suite)

**G65 AMG**

V12 6.0L 5980cc 365 CID Turbo (Mex.)	275.982		7198		N/A	N/A	N/A	N/A	9356	N/A	N/A	
--------------------------------------	---------	--	------	--	-----	-----	-----	-----	------	-----	-----	--

**GL350**

V6 3.0L 2987cc Turbo Diesel	642.826		7062	27062		N/A	N/A	N/A	230518 230124 <sup>79</sup>	N/A N/A <sup>79</sup>	N/A N/A <sup>79</sup>	3 3
-----------------------------	---------	--	------	-------	--	-----	-----	-----	--------------------------------	--------------------------	--------------------------	--------

**GL450**

V6 3.0L 2996cc Turbo			7059	27059		N/A	9034	N/A	230518 <sup>78</sup> 230124 <sup>79</sup>	N/A <sup>78</sup> N/A <sup>79</sup>	N/A <sup>78</sup> N/A <sup>79</sup>	3 3
----------------------	--	--	------	-------	--	-----	------	-----	--	--	--	--------

**GL500**

V8 4.6L 4663cc Turbo (Mex.)	278.928						9704	N/A	N/A	N/A	N/A	
-----------------------------	---------	--	--	--	--	--	------	-----	-----	-----	-----	--

**GL550**

V8 4.6L 4663cc Turbo	278.928		7059 <sup>500</sup> 100077 <sup>501</sup>	27059 <sup>500</sup> 2100077 <sup>501</sup>		N/A <sup>500</sup> N/A <sup>501</sup>	9704(2)	N/A	230518 <sup>78</sup> 230124 <sup>79</sup>	N/A <sup>78</sup> N/A <sup>79</sup>	N/A <sup>78</sup> N/A <sup>79</sup>	4 4
----------------------	---------	--	--	--	--	--	---------	-----	--	--	--	--------

**GL63 AMG**

V8 5.5L 5461cc Turbo	157.982		100077	2100077		N/A	9704(2)	N/A	230124 <sup>79</sup> 230518 <sup>78</sup>	N/A <sup>79</sup> N/A <sup>78</sup>	N/A <sup>79</sup> N/A <sup>78</sup>	1 1
----------------------	---------	--	--------	---------	--	-----	---------	-----	--	--	--	--------

**GLA200**

L4 1.6L 1595cc Turbo (Mex.)			107515		N/A	4107515	200312	N/A	230130	2230130	N/A	
-----------------------------	--	--	--------	--	-----	---------	--------	-----	--------	---------	-----	--

**GLA250**

L4 2.0L 1991cc Turbo			107515		N/A	4107515	200312	N/A	230130	2230130	N/A	6
----------------------	--	--	--------	--	-----	---------	--------	-----	--------	---------	-----	---

**GLA45 AMG**

L4 2.0L 1991cc Turbo			100077	2100077		N/A	200952	N/A	230130	2230130	N/A	6
----------------------	--	--	--------	---------	--	-----	--------	-----	--------	---------	-----	---

**GLE350**

V6 3.5L 3498cc	276.955		7059	27059		N/A	9034	N/A	230518	N/A	N/A	3
----------------	---------	--	------	-------	--	-----	------	-----	--------	-----	-----	---

**GLK250**

L4 2.1L 2143cc 131 CID Turbo Diesel	651.912		100026	2100026		N/A			9357	229357	N/A	4
-------------------------------------	---------	--	--------	---------	--	-----	--	--	------	--------	-----	---

**GLK350**

V6 3.5L 3498cc	276.957		7059	27059		N/A	9034	N/A	9357	229357	N/A	6
----------------	---------	--	------	-------	--	-----	------	-----	------	--------	-----	---

**ML250**

L4 2.1L 2143cc 131 CID Turbo Diesel			100026	2100026		N/A	N/A	N/A	230124 <sup>79</sup> 230518 <sup>78</sup>	N/A <sup>79</sup> N/A <sup>78</sup>	N/A <sup>79</sup> N/A <sup>78</sup>	6 6
-------------------------------------	--	--	--------	---------	--	-----	-----	-----	--	--	--	--------

**ML350**

V6 3.5L 3498cc	276.955		7059	27059		N/A	9034	N/A	230518	N/A	N/A	3
----------------	---------	--	------	-------	--	-----	------	-----	--------	-----	-----	---

**ML350 BLUETEC 4MATIC**

V6 3.0L 2987cc Turbo Diesel	642.826		7062	27062		N/A	N/A	N/A	230518	N/A	N/A	3
-----------------------------	---------	--	------	-------	--	-----	-----	-----	--------	-----	-----	---

**ML400**

V6 3.0L 2996cc Turbo			7059	27059		N/A	200359	2200359	230124 <sup>79</sup> 230518 <sup>78</sup>	N/A <sup>79</sup> N/A <sup>78</sup>	N/A <sup>79</sup> N/A <sup>78</sup>	6 6
----------------------	--	--	------	-------	--	-----	--------	---------	--	--	--	--------

**ML550**

V8 4.6L 4663cc Turbo	278.928		7059 100077	27059 2100077		N/A N/A	9704	N/A	230124	N/A	N/A	4
----------------------	---------	--	----------------	------------------	--	------------	------	-----	--------	-----	-----	---

**ML63 AMG**

V8 5.5L 5461cc Turbo	157.982		100077	2100077		N/A	9704(2)	N/A	230124 <sup>79</sup> 230518 <sup>78</sup>	N/A <sup>79</sup> N/A <sup>78</sup>	N/A <sup>79</sup> N/A <sup>78</sup>	1 1
----------------------	---------	--	--------	---------	--	-----	---------	-----	--	--	--	--------

**S550**

V8 4.6L 4663cc Turbo	278.932		7059 <sup>500</sup> 100077 <sup>501</sup>	27059 <sup>500</sup> 2100077 <sup>501</sup>		N/A <sup>500</sup> N/A <sup>501</sup>	9704(2)	N/A	N/A	N/A	N/A	4
----------------------	---------	--	--	--	--	--	---------	-----	-----	-----	-----	---

**S550E**

V6 3.0L 2996cc Turbo Electric/Gas	276.821		7059	27059		N/A	200359(2)	N/A	N/A	N/A	N/A	
-----------------------------------	---------	--	------	-------	--	-----	-----------	-----	-----	-----	-----	--

N/A = Not Available N/R = Not Required N/S = Not Servicable For cabin air locator chart, see pages 5-12 See pages 13-16 for footnotes

1) ProSelect - Normal Driving - Traditional Change Intervals 2) NAPA Gold - Severe Driving - OE Recommended intervals 3) NAPA Platinum - Harsh Driving - OE Recommend Intervals

N/A = Non disponible N/R = Non nécessaire N/S = Non réparable Voir le tableau des filtres et d'habitacle aux pages 5-12 Voir pages 13-16 pour des notes

1) NAPA ProSelect et Argent - Conduite normale - Intervalles normaux de remplacement 2) NAPA Or - Conduite difficile - Intervalles recommandés par FEO 3) NAPA Platine - Conduite très difficile - Intervalles recommandés par FEO

N/A = No disponible N/R = No requerido N/S = No Servicable Para el aire de la cabina y tabla de localización de filtro, consulte las páginas 5-12 Ver las páginas 13-16 para las notas al pie de página

1) NAPA ProSelect y Plata - Manejo normal - Intervalos normales de cambio 2) NAPA Oro - Manejo difícil - Intervalos recomendados por el OEM 3) NAPA Platino - Manejo muy difícil - Intervalos recomendados por el OEM

*Italicized Part Numbers May Not Be Available.*

Las piezas con números en *italicas* pueden no estar disponibles.  
Les numéros de pièce en *italiques* peuvent ne pas être disponibles.



Pass Car Light Truck - Oil - Air - Cabin

MERCEDES BENZ 2015-2014

Year/Año/Année Model/Modelo/Modele Engine/Motor/Moteur	Eng. Code Código de motor Code moteur	VIN NIV NIV	GOLD Oil Aceite Huile	ProSelect Oil Aceite Huile	Platinum Oil Aceite Huile	GOLD Air Aire Air	ProSelect Air Aire Air	GOLD Cabin Air Cabina Aire Cabine Air	ProSelect Cabin Air Cabina Aire Cabine Air	Platinum Cabin Air Cabina Aire Cabine Air	Loc. Cabin Air Cabina Aire Cabine Air
--	---	-------------------	--------------------------------	-------------------------------------	------------------------------------	----------------------------	---------------------------------	--	---	--	--

MERCEDES BENZ (Cont'd/Suite)

**2015** (Cont'd/Suite)

S600

V12 6.0L 5980cc 365 CID Turbo			7198	N/A	N/A	N/A	N/A	N/A	N/A	N/A	6
-------------------------------	--	--	------	-----	-----	-----	-----	-----	-----	-----	---

S63 AMG

V8 5.5L 5461cc Turbo	157.985		100077	2100077	N/A	9704(2)	N/A	N/A	N/A	N/A	4
----------------------	---------	--	--------	---------	-----	---------	-----	-----	-----	-----	---

S65 AMG

V12 6.0L 5980cc 365 CID Turbo			7198	N/A	N/A	N/A	N/A	N/A	N/A	N/A	6
-------------------------------	--	--	------	-----	-----	-----	-----	-----	-----	-----	---

SL400

V6 3.0L 2996cc Turbo			7059	27059	N/A	200359(2)	N/A	9357	229357	N/A	6
----------------------	--	--	------	-------	-----	-----------	-----	------	--------	-----	---

SL550

V8 4.6L 4663cc Turbo	278.927		7059 <sup>500</sup> 100077 <sup>501</sup>	27059 <sup>500</sup> 2100077 <sup>501</sup>	N/A <sup>500</sup> N/A <sup>501</sup>	9704	N/A	9357	229357	N/A	4
----------------------	---------	--	--	--	--	------	-----	------	--------	-----	---

SL63 AMG

V8 5.5L 5461cc Turbo	157.983		100077	2100077	N/A	9704(2)	N/A	9357	229357	N/A	1
----------------------	---------	--	--------	---------	-----	---------	-----	------	--------	-----	---

SL65 AMG

V12 6.0L 5980cc 365 CID Turbo	279.981		7198	N/A	N/A	N/A	N/A	9357	229357	N/A	4
-------------------------------	---------	--	------	-----	-----	-----	-----	------	--------	-----	---

SLK200

L4 1.8L 1796cc Turbo (Mex.)	271.861		7009	27009	N/A	9094	N/A	9373	N/A	N/A	
-----------------------------	---------	--	------	-------	-----	------	-----	------	-----	-----	--

SLK250

L4 1.8L 1796cc Turbo	271.861		100059	N/A	N/A	9094	N/A	9373	N/A	N/A	6
----------------------	---------	--	--------	-----	-----	------	-----	------	-----	-----	---

SLK350

V6 3.5L 3498cc	276.956		7059	27059	N/A	9034	N/A	9373	N/A	N/A	4
----------------	---------	--	------	-------	-----	------	-----	------	-----	-----	---

SLK55 AMG

V8 5.5L 5461cc	152.980		100077	2100077	N/A	200945	N/A	9373	N/A	N/A	4
----------------	---------	--	--------	---------	-----	--------	-----	------	-----	-----	---

SLS AMG

V8 6.2L 6208cc	159.980		7010	N/A	N/A	N/A	N/A	9357	229357	N/A	4
----------------	---------	--	------	-----	-----	-----	-----	------	--------	-----	---

SPRINTER VAN

L4 2.1L 2143cc 131 CID Turbo Diesel	651.955		100026	2100026	N/A	9876	29876	9366	N/A	N/A	3
-------------------------------------	---------	--	--------	---------	-----	------	-------	------	-----	-----	---

V6 3.0L 2987cc Turbo Diesel	642.896		7062	27062	N/A	9876 9366	29876 N/A	N/A <sup>228</sup>	N/A <sup>228</sup>	N/A <sup>228</sup>	3
-----------------------------	---------	--	------	-------	-----	--------------	--------------	--------------------	--------------------	--------------------	---

**2014**

A200

L4 1.6L 1595cc Turbo (Mex.)			107515	N/A	4107515	200312	N/A	230130	2230130	N/A	
-----------------------------	--	--	--------	-----	---------	--------	-----	--------	---------	-----	--

A250

L4 2.0L 1991cc Turbo (Mex.)			107515	N/A	4107515	200312	N/A	230130	2230130	N/A	
-----------------------------	--	--	--------	-----	---------	--------	-----	--------	---------	-----	--

A45 AMG

L4 2.0L 1991cc Turbo (Mex.)								230130	2230130	N/A	
-----------------------------	--	--	--	--	--	--	--	--------	---------	-----	--

B180

L4 1.6L 1595cc Turbo (Mex.)			107515	N/A	4107515	200312	N/A	230130	2230130	N/A	
-----------------------------	--	--	--------	-----	---------	--------	-----	--------	---------	-----	--

B250

L4 2.0L 1991cc Turbo	270.920		107515	N/A	4107515	200312	N/A	230130	2230130	N/A	
----------------------	---------	--	--------	-----	---------	--------	-----	--------	---------	-----	--

L4 2.0L 2000CC 122CID Turbo			107515	N/A	4107515	200312	N/A	230130	2230130	N/A	
-----------------------------	--	--	--------	-----	---------	--------	-----	--------	---------	-----	--

C180

L4 1.6L 1595cc Turbo (Mex.)						9094	N/A	9357	229357	N/A	
-----------------------------	--	--	--	--	--	------	-----	------	--------	-----	--

C200

L4 1.8L 1796cc Turbo (Mex.)	271.860		7009	27009	N/A	9094	N/A	9357	229357	N/A	
-----------------------------	---------	--	------	-------	-----	------	-----	------	--------	-----	--

C250

L4 1.8L 1796cc Turbo	271.860		100059	N/A	N/A	9094	N/A	9357	229357	N/A	6
----------------------	---------	--	--------	-----	-----	------	-----	------	--------	-----	---

C300

V6 3.5L 3498cc	276.957		7059	27059	N/A	9034	N/A	9357	229357	N/A	6
----------------	---------	--	------	-------	-----	------	-----	------	--------	-----	---

N/A = Not Available N/R = Not Required N/S = Not Servicable For cabin air locator chart, see pages 5-12 See pages 13-16 for footnotes

1) ProSelect - Normal Driving - Traditional Change Intervals 2) NAPA Gold - Severe Driving - OE Recommended intervals 3) NAPA Platinum - Harsh Driving - OE Recommend Intervals

N/A = Non disponible N/R = Non nécessaire N/S = Non réparable Voir le tableau des filtres et d'habitacle aux pages 5-12 Voir pages 13-16 pour des notes

1) NAPA ProSelect et Argent - Conduite normale - Intervalles normaux de remplacement 2) NAPA Or - Conduite difficile - Intervalles recommandés par FEO 3) NAPA Platine - Conduite très difficile - Intervalles recommandés par FEO

N/A = No disponible N/R = No requerido N/S = No Servicable Para el aire de la cabina y tabla de localización de filtro, consulte las páginas 5-12 Ver las páginas 13-16 para las notas al pie de página

1) NAPA ProSelect y Plata - Manejo normal - Intervalos normales de cambio 2) NAPA Oro - Manejo difícil - Intervalos recomendados por el OEM 3) NAPA Platino - Manejo muy difícil - Intervalos recomendados por el OEM

*Italicized Part Numbers May Not Be Available.*

Las piezas con números en *italicas* pueden no estar disponibles.

Les numéros de pièce en *italiques* peuvent ne pas être disponibles.

P  
a  
s  
s  
C  
a  
r  
L  
i  
g  
h  
t  
T  
r  
u  
c  
k  
O  
i  
l  
-  
A  
i  
r  
-  
C  
a  
b  
i  
n



MERCEDES BENZ 2014

Pass Car Light Truck - Oil - Air - Cabin

Year/Año/Année Model/Modelo/Modele Engine/Motor/Moteur	Eng. Code Código de motor Code moteur	VIN NIV NIV	GOLD Oil Aceite Huile	ProSelect Oil Aceite Huile	Platinum Oil Aceite Huile	GOLD Air Aire Air	ProSelect Air Aire Air	GOLD Cabin Air Cabina Aire Cabine Air	ProSelect Cabin Air Cabina Aire Cabine Air	Platinum Cabin Air Cabina Aire Cabine Air	Loc. Cabin Air Cabina Aire Cabine Air
--	---	-------------------	--------------------------------	-------------------------------------	------------------------------------	----------------------------	---------------------------------	--	---	--	--

MERCEDES BENZ (Cont'd/Suite)

**2014** (Cont'd/Suite)

C350

V6 3.5L 3498cc	276.957		7059	27059	N/A	9034(2)	N/A	9357	229357	N/A	6
----------------	---------	--	------	-------	-----	---------	-----	------	--------	-----	---

C63 AMG

V8 6.2L 6200cc 378 CID (Mex.)			N/S	N/S	N/A	N/S	N/S	9357	229357	N/A	
V8 6.3L 6208cc	156.985		7010	N/A	N/A	9504	N/A	9357	229357	N/A	6

CL550

V8 4.6L 4663cc Turbo	278.920		7059 <sup>500</sup> 100077 <sup>501</sup>	27059 <sup>500</sup> 2100077 <sup>501</sup>	N/A <sup>500</sup> N/A <sup>501</sup>	9704(2)	N/A	4218	N/A	N/A	4
----------------------	---------	--	--	--	--	---------	-----	------	-----	-----	---

CL600

V12 5.5L 5513cc 336 CID Turbo	275.953		7198	N/A	N/A	N/A <sup>394</sup>	N/A <sup>394</sup>	4218	N/A	N/A	4
-------------------------------	---------	--	------	-----	-----	--------------------	--------------------	------	-----	-----	---

CL63 AMG

V8 5.5L 5461cc Turbo	157.980		100077	2100077	N/A	9704(2)	N/A	4218	N/A	N/A	4
----------------------	---------	--	--------	---------	-----	---------	-----	------	-----	-----	---

CL65 AMG

V12 6.0L 5980cc 365 CID Turbo	275.982		7198	N/A	N/A	N/A	N/A	4218	N/A	N/A	4
-------------------------------	---------	--	------	-----	-----	-----	-----	------	-----	-----	---

CLA200

L4 1.6L 1595cc Turbo (Mex.)			107515	N/A	4107515	200312	N/A	230130	2230130	N/A	
-----------------------------	--	--	--------	-----	---------	--------	-----	--------	---------	-----	--

CLA250

L4 2.0L 1991cc Turbo	270.920		107515	N/A	4107515	200312	N/A	230130	2230130	N/A	6
----------------------	---------	--	--------	-----	---------	--------	-----	--------	---------	-----	---

CLA45 AMG

L4 2.0L 1991cc Turbo	133.980		100077	2100077	N/A	200952	N/A	230130	2230130	N/A	6
----------------------	---------	--	--------	---------	-----	--------	-----	--------	---------	-----	---

CLS350

V6 3.5L 3498cc (Mex.)	276.952		7059	27059	N/A	9034	N/A	9357	229357	N/A	
-----------------------	---------	--	------	-------	-----	------	-----	------	--------	-----	--

CLS500

V8 4.6L 4663cc Turbo (Mex.)	278.922		7059	27059	N/A	9704	N/A	9357	229357	N/A	
-----------------------------	---------	--	------	-------	-----	------	-----	------	--------	-----	--

CLS550

V8 4.6L 4663cc Turbo	278.922		7059 <sup>500</sup> 100077 <sup>501</sup>	27059 <sup>500</sup> 2100077 <sup>501</sup>	N/A <sup>500</sup> N/A <sup>501</sup>	9704(2)	N/A	9357	229357	N/A	4
----------------------	---------	--	--	--	--	---------	-----	------	--------	-----	---

CLS63 AMG

V8 5.5L 5461cc Turbo	157.981		100077	2100077	N/A	9704(2)	N/A	9357	229357	N/A	1
----------------------	---------	--	--------	---------	-----	---------	-----	------	--------	-----	---

E200

L4 1.8L 1796cc Turbo (Mex.)	271.860		7009	27009	N/A	9094	N/A	9357	229357	N/A	
-----------------------------	---------	--	------	-------	-----	------	-----	------	--------	-----	--

E250

L4 2.0L 1991cc Turbo (Mex.)			107515	N/A	4107515			9357	229357	N/A	
L4 2.1L 2143cc 131 CID Turbo Diesel	651.924		100026	2100026	N/A	N/A	N/A	9357	229357	N/A	4

E300

V6 3.5L 3498CC			7059	27059	N/A	N/S	N/S	N/S	N/S	N/A	
----------------	--	--	------	-------	-----	-----	-----	-----	-----	-----	--

E350

V6 3.5L 3498cc	276.952		7059	27059	N/A	9034	N/A	9357	229357	N/A	1
	276.957		7059	27059	N/A	9034	N/A	9357	229357	N/A	1

E400

V6 3.0L 2987cc Turbo Diesel (Mex.)	642.820		7059	27059	N/A			9357	229357	N/A	
------------------------------------	---------	--	------	-------	-----	--	--	------	--------	-----	--

E400 HYBRID

V6 3.5L 3498cc Electric/Gas	276.952		7059	27059	N/A	9034	N/A	9357	229357	N/A	1
-----------------------------	---------	--	------	-------	-----	------	-----	------	--------	-----	---

E500

V8 4.6L 4663cc Turbo (Mex.)	278.922		7059	27059	N/A	9704	N/A	9357	229357	N/A	
-----------------------------	---------	--	------	-------	-----	------	-----	------	--------	-----	--

E550

V8 4.6L 4663cc Turbo	278.922		7059 <sup>500</sup> 100077 <sup>501</sup>	27059 <sup>500</sup> 2100077 <sup>501</sup>	N/A <sup>500</sup> N/A <sup>501</sup>	9034(2)	N/A	9357	229357	N/A	4
----------------------	---------	--	--	--	--	---------	-----	------	--------	-----	---

E63 AMG

V8 5.5L 5461cc Turbo	157.981		100077	2100077	N/A	9704(2)	N/A	9357	229357	N/A	1
----------------------	---------	--	--------	---------	-----	---------	-----	------	--------	-----	---

N/A = Not Available N/R = Not Required N/S = Not Servicable For cabin air locator chart, see pages 5-12 See pages 13-16 for footnotes

1) ProSelect - Normal Driving - Traditional Change Intervals 2) NAPA Gold - Severe Driving - OE Recommended intervals 3) NAPA Platinum - Harsh Driving - OE Recommend Intervals

N/A = Non disponible N/R = Non nécessaire N/S = Non réparable Voir le tableau des filtres et d'habitacle aux pages 5-12 Voir pages 13-16 pour des notes

1) NAPA ProSelect et Argent - Conduite normale - Intervalles normaux de remplacement 2) NAPA Or - Conduite difficile - Intervalles recommandés par FEO 3) NAPA Platine - Conduite très difficile - Intervalles recommandés par FEO

N/A = No disponible N/R = No requerido N/S = No Servicable Para el aire de la cabina y tabla de localización de filtro, consulte las páginas 5-12 Ver las páginas 13-16 para las notas al pie de página

1) NAPA ProSelect y Plata - Manejo normal - Intervalos normales de cambio 2) NAPA Oro - Manejo difícil - Intervalos recomendados por el OEM 3) NAPA Platino - Manejo muy difícil - Intervalos recomendados por el OEM

*Italicized Part Numbers May Not Be Available.*

Las piezas con números en *italicas* pueden no estar disponibles.  
Les numéros de pièce en *italiques* peuvent ne pas être disponibles.



## Pass Car Light Truck - Oil - Air - Cabin

## MERCEDES BENZ 2014

Year/Año/Année Model/Modelo/Modèle Engine/Motor/Moteur	Eng. Code Código de motor Code moteur	VIN NIV NIV	GOLD Oil Aceite Huile	ProSelect Oil Aceite Huile	Platinum Oil Aceite Huile	GOLD Air Aire Air	ProSelect Air Aire Air	GOLD Cabin Air Cabina Aire Cabine Air	ProSelect Cabin Air Cabina Aire Cabine Air	Platinum Cabin Air Cabina Aire Cabine Air	Loc. Cabin Air Cabina Aire Cabine Air
--	---	-------------------	--------------------------------	-------------------------------------	------------------------------------	----------------------------	---------------------------------	--	---	--	--

## MERCEDES BENZ (Cont'd/Suite)

2014 (Cont'd/Suite)

## G500

V8 5.5L 5461cc (Mex.)	273.963		7078	27078	N/A	6799	26799	239037	N/A	N/A	
-----------------------	---------	--	------	-------	-----	------	-------	--------	-----	-----	--

## G550

V8 5.5L 5461cc	273.963		7078	27078	N/A	6799 <sup>994</sup>	26799 <sup>994</sup>	239037	N/A	N/A	3
----------------	---------	--	------	-------	-----	---------------------	----------------------	--------	-----	-----	---

## G63 AMG

V8 5.5L 5461cc Turbo	157.984		100077	2100077	N/A	9704(2)	N/A	239037	N/A	N/A	1
----------------------	---------	--	--------	---------	-----	---------	-----	--------	-----	-----	---

## G65 AMG

V12 6.0L 5980cc 365 CID Turbo (Mex.)	275.982		7198	N/A	N/A	N/A	N/A	9356	N/A	N/A	
--------------------------------------	---------	--	------	-----	-----	-----	-----	------	-----	-----	--

## GL350

V6 3.0L 2987cc Turbo Diesel	642.826		7062	27062	N/A	N/A	N/A	230518 230124 <sup>79</sup>	N/A N/A <sup>79</sup>	N/A N/A <sup>79</sup>	3 3
-----------------------------	---------	--	------	-------	-----	-----	-----	--------------------------------	--------------------------	--------------------------	--------

## GL450

V8 4.6L 4663cc Turbo	278.928		7059 <sup>500</sup> 100077 <sup>501</sup>	27059 <sup>500</sup> 2100077 <sup>501</sup>	N/A <sup>500</sup> N/A <sup>501</sup>	9704(2)	N/A	230124 <sup>79</sup> 230518 <sup>79</sup> 230124 <sup>79</sup>	N/A <sup>79</sup> N/A <sup>79</sup> N/A <sup>79</sup>	N/A <sup>79</sup> N/A <sup>79</sup> N/A <sup>79</sup>	3 3 3
----------------------	---------	--	--	--	--	---------	-----	--	---	---	-------------

## GL500

V8 4.6L 4663cc Turbo (Mex.)	278.928					9704	N/A	N/A	N/A	N/A	
-----------------------------	---------	--	--	--	--	------	-----	-----	-----	-----	--

## GL550

V8 4.6L 4663cc Turbo	278.928		7059 <sup>500</sup> 100077 <sup>501</sup>	27059 <sup>500</sup> 2100077 <sup>501</sup>	N/A <sup>500</sup> N/A <sup>501</sup>	9704(2)	N/A	230518 <sup>78</sup> 230124 <sup>78</sup>	N/A <sup>78</sup> N/A <sup>78</sup>	N/A <sup>78</sup> N/A <sup>78</sup>	4 4
----------------------	---------	--	--	--	--	---------	-----	--	--	--	--------

## GL63 AMG

V8 5.5L 5461cc Turbo	157.982		100077	2100077	N/A	9704(2)	N/A	230124 <sup>79</sup> 230518 <sup>78</sup>	N/A <sup>79</sup> N/A <sup>78</sup>	N/A <sup>79</sup> N/A <sup>78</sup>	1 1
----------------------	---------	--	--------	---------	-----	---------	-----	--	--	--	--------

## GLA200

L4 1.6L 1595cc Turbo (Mex.)			107515	N/A	4107515	200312	N/A	230130	2230130	N/A	
-----------------------------	--	--	--------	-----	---------	--------	-----	--------	---------	-----	--

## GLA250

L4 2.0L 1991cc Turbo (Mex.)	270.920		107515	N/A	4107515			N/A	N/A	N/A	
-----------------------------	---------	--	--------	-----	---------	--	--	-----	-----	-----	--

## GLK250

L4 2.1L 2143cc 131 CID Turbo Diesel	651.912		100026	2100026	N/A	N/A	N/A	9357	229357	N/A	4
-------------------------------------	---------	--	--------	---------	-----	-----	-----	------	--------	-----	---

## GLK350

V6 3.5L 3498cc	276.957		7059	27059	N/A	9034	N/A	9357	229357	N/A	6
----------------	---------	--	------	-------	-----	------	-----	------	--------	-----	---

## ML350

V6 3.5L 3498cc	276.955		7059	27059	N/A	9034	N/A	230518	N/A	N/A	3
----------------	---------	--	------	-------	-----	------	-----	--------	-----	-----	---

## ML350 BLUETEC 4MATIC

V6 3.0L 2987cc Turbo Diesel	642.826		7062	27062	N/A	N/A	N/A	230518	N/A	N/A	3
-----------------------------	---------	--	------	-------	-----	-----	-----	--------	-----	-----	---

## ML550

V8 4.6L 4663cc Turbo	278.928		7059 <sup>500</sup> 100077 <sup>501</sup>	27059 <sup>500</sup> 2100077 <sup>501</sup>	N/A <sup>500</sup> N/A <sup>501</sup>	9704(2)	N/A	230518 <sup>78</sup> 230124 <sup>79</sup>	N/A <sup>78</sup> N/A <sup>79</sup>	N/A <sup>78</sup> N/A <sup>79</sup>	4 4
----------------------	---------	--	--	--	--	---------	-----	--	--	--	--------

## ML63 AMG

V8 5.5L 5461cc Turbo	157.982		100077	2100077	N/A	9704(2)	N/A	230124 <sup>79</sup> 230518 <sup>78</sup>	N/A <sup>79</sup> N/A <sup>78</sup>	N/A <sup>79</sup> N/A <sup>78</sup>	1 1
----------------------	---------	--	--------	---------	-----	---------	-----	--	--	--	--------

## S350

V6 3.5L 3498cc (Mex.)	272.965		7078	27078	N/A			4218	N/A	N/A	
-----------------------	---------	--	------	-------	-----	--	--	------	-----	-----	--

## S550

V8 4.6L 4663cc Turbo	278.929		7059 <sup>500</sup> 100077 <sup>501</sup>	27059 <sup>500</sup> 2100077 <sup>501</sup>	N/A <sup>500</sup> N/A <sup>501</sup>	9704(2)	N/A	4218	N/A	N/A	4
----------------------	---------	--	--	--	--	---------	-----	------	-----	-----	---

## S63 AMG

V8 5.5L 5461cc Turbo	157.985		100077	2100077	N/A	9704(2)	N/A	4218	N/A	N/A	4
----------------------	---------	--	--------	---------	-----	---------	-----	------	-----	-----	---

N/A = Not Available N/R = Not Required N/S = Not Servicable For cabin air locator chart, see pages 5-12 See pages 13-16 for footnotes

1) ProSelect - Normal Driving - Traditional Change Intervals 2) NAPA Gold - Severe Driving - OE Recommended intervals 3) NAPA Platinum - Harsh Driving - OE Recommend Intervals

N/A = Non disponible N/R = Non nécessaire N/S = Non réparable Voir le tableau des filtres et d'habitacle aux pages 5-12 Voir pages 13-16 pour des notes

1) NAPA ProSelect et Argent - Conduite normale - Intervalles normaux de remplacement 2) NAPA Or - Conduite difficile - Intervalles recommandés par FEO 3) NAPA Platine - Conduite très difficile - Intervalles recommandés par FEO

N/A = No disponible N/R = No requerido N/S = No Servicable Para el aire de la cabina y tabla de localización de filtro, consulte las páginas 5-12 Ver las páginas 13-16 para las notas al pie de página

1) NAPA ProSelect y Plata - Manejo normal - Intervalles normales de cambio 2) NAPA Oro - Manejo difícil - Intervalles recomendados por el OEM 3) NAPA Platino - Manejo muy difícil - Intervalles recomendados por el OEM

Italicized Part Numbers May Not Be Available.

Las piezas con números en *italicas* pueden no estar disponibles.Les numéros de pièce en *italiques* peuvent ne pas être disponibles.P  
a  
s  
s  
C  
a  
r  
L  
i  
g  
h  
t  
T  
r  
u  
c  
k  
O  
i  
l  
-  
A  
i  
r  
-  
C  
a  
b  
i  
n



## MERCEDES BENZ 2014-2013

## Pass Car Light Truck - Oil - Air - Cabin

Year/Año/Année Model/Modelo/Modele Engine/Motor/Moteur	Eng. Code Código de motor Code moteur	VIN NIV NIV	GOLD Oil Aceite Huile	ProSelect Oil Aceite Huile	Platinum Oil Aceite Huile	GOLD Air Aire Air	ProSelect Air Aire Air	GOLD Cabin Air Cabina Aire Cabine Air	ProSelect Cabin Air Cabina Aire Cabine Air	Platinum Cabin Air Cabina Aire Cabine Air	Loc. Cabin Air Cabina Aire Cabine Air
--	---	-------------------	--------------------------------	-------------------------------------	------------------------------------	----------------------------	---------------------------------	--	---	--	--

## MERCEDES BENZ (Cont'd/Suite)

**2014** (Cont'd/Suite)

## SL550

V8 4.6L 4663cc Turbo	278.927		7059 <sup>500</sup> 100077 <sup>501</sup>	27059 <sup>500</sup> 2100077 <sup>501</sup>	N/A <sup>500</sup> N/A <sup>501</sup>	9704(2)	N/A	9357	229357	N/A	4
----------------------	---------	--	--	--	--	---------	-----	------	--------	-----	---

## SL63 AMG

V8 5.5L 5461cc Turbo	157.983		100077	2100077	N/A	9704(2)	N/A	9357	229357	N/A	1
----------------------	---------	--	--------	---------	-----	---------	-----	------	--------	-----	---

## SL65 AMG

V12 6.0L 5980cc 365 CID Turbo	279.981		7198	N/A	N/A	N/A	N/A	9357	229357	N/A	4
-------------------------------	---------	--	------	-----	-----	-----	-----	------	--------	-----	---

## SLK200

L4 1.8L 1796cc Turbo (Mex.)	271.861		7009	27009	N/A	9094	N/A	9373	N/A	N/A	
-----------------------------	---------	--	------	-------	-----	------	-----	------	-----	-----	--

## SLK250

L4 1.8L 1796cc Turbo	271.861		100059	N/A	N/A	9094	N/A	9373	N/A	N/A	6
----------------------	---------	--	--------	-----	-----	------	-----	------	-----	-----	---

## SLK350

V6 3.5L 3498cc	276.956		7059	27059	N/A	9034	N/A	9373	N/A	N/A	4
----------------	---------	--	------	-------	-----	------	-----	------	-----	-----	---

## SLK55 AMG

V8 5.5L 5461cc	152.980		100077	2100077	N/A	200945	N/A	9373	N/A	N/A	4
----------------	---------	--	--------	---------	-----	--------	-----	------	-----	-----	---

## SLS AMG

V8 6.2L 6208cc	159.980		7010	N/A	N/A	N/A	N/A	9357	229357	N/A	4
----------------	---------	--	------	-----	-----	-----	-----	------	--------	-----	---

V8 6.2L 6208cc (Mex.)	159.980		7010	N/A	N/A	N/R	N/R	9357	229357	N/A	
-----------------------	---------	--	------	-----	-----	-----	-----	------	--------	-----	--

## SPRINTER VAN

L4 2.1L 2143cc 131 CID Turbo Diesel	651.955		100026	2100026	N/A	9876 9366	29876 N/A	N/A	N/A	N/A	
-------------------------------------	---------	--	--------	---------	-----	--------------	--------------	-----	-----	-----	--

V6 3.0L 2987cc Turbo Diesel	642.896		7062	27062	N/A	9876	29876	9366 N/A <sup>228</sup>	N/A N/A <sup>228</sup>	N/A N/A <sup>228</sup>	3 3
-----------------------------	---------	--	------	-------	-----	------	-------	----------------------------	---------------------------	---------------------------	--------

## VIANO

L4 2.1L 2143cc 131 CID Turbo Diesel (Mex.)	651.940		100026	2100026	N/A	209420	N/A	559222	N/A	N/A	
--	---------	--	--------	---------	-----	--------	-----	--------	-----	-----	--

**2013**

## A200

L4 1.6L 1595cc Turbo (Mex.)			107515	N/A	4107515	200312	N/A	230130	2230130	N/A	
-----------------------------	--	--	--------	-----	---------	--------	-----	--------	---------	-----	--

## A250

L4 2.0L 1991cc Turbo (Mex.)			107515	N/A	4107515	200312	N/A	230130	2230130	N/A	
-----------------------------	--	--	--------	-----	---------	--------	-----	--------	---------	-----	--

## B180

L4 1.6L 1595cc Turbo (Mex.)			107515	N/A	4107515	200312	N/A	230130	2230130	N/A	
-----------------------------	--	--	--------	-----	---------	--------	-----	--------	---------	-----	--

## B250

L4 2.0L 1991cc Turbo	270.920		107515	N/A	4107515	200312	N/A	230130	2230130	N/A	
----------------------	---------	--	--------	-----	---------	--------	-----	--------	---------	-----	--

L4 2.0L 2000CC 122CID Turbo			107515	N/A	4107515	200312	N/A	230130	2230130	N/A	
-----------------------------	--	--	--------	-----	---------	--------	-----	--------	---------	-----	--

## C180

L4 1.6L 1595cc Turbo (Mex.)						9094	N/A	9357	229357	N/A	
-----------------------------	--	--	--	--	--	------	-----	------	--------	-----	--

## C200

L4 1.8L 1796cc Turbo (Mex.)	271.860		7009	27009	N/A	9094	N/A	9357	229357	N/A	
-----------------------------	---------	--	------	-------	-----	------	-----	------	--------	-----	--

## C250

L4 1.8L 1796cc Turbo	271.860		100059	N/A	N/A	9094	N/A	9357	229357	N/A	6
----------------------	---------	--	--------	-----	-----	------	-----	------	--------	-----	---

## C300

V6 3.5L 3498cc	276.957		7059	27059	N/A	9034	N/A	9357	229357	N/A	6
----------------	---------	--	------	-------	-----	------	-----	------	--------	-----	---

## C350

V6 3.5L 3498cc	276.957		7059	27059	N/A	6799 <sup>304</sup>	26799 <sup>304</sup>	9357	229357	N/A	6
----------------	---------	--	------	-------	-----	---------------------	----------------------	------	--------	-----	---

## C63 AMG

V8 6.2L 6200cc 378 CID (Mex.)			N/S	N/S	N/A	N/S	N/S	9357	229357	N/A	
-------------------------------	--	--	-----	-----	-----	-----	-----	------	--------	-----	--

V8 6.3L 6208cc	156.985		7010	N/A	N/A	9504	N/A	9357	229357	N/A	6
----------------	---------	--	------	-----	-----	------	-----	------	--------	-----	---

N/A = Not Available N/R = Not Required N/S = Not Servicable For cabin air locator chart, see pages 5-12 See pages 13-16 for footnotes

1) ProSelect - Normal Driving - Traditional Change Intervals 2) NAPA Gold - Severe Driving - OE Recommended intervals 3) NAPA Platinum - Harsh Driving - OE Recommend Intervals

N/A = Non disponible N/R = Non nécessaire N/S = Non réparable Voir le tableau des filtres et d'habitacle aux pages 5-12 Voir pages 13-16 pour des notes

1) NAPA ProSelect et Argent - Conduite normale - Intervalles normaux de remplacement 2) NAPA Or - Conduite difficile - Intervalles recommandés par FEO 3) NAPA Platine - Conduite très difficile - Intervalles recommandés par FEO

N/A = No disponible N/R = No requerido N/S = No Servicable Para el aire de la cabina y tabla de localización de filtro, consulte las páginas 5-12 Ver las páginas 13-16 para las notas al pie de página

1) NAPA ProSelect y Plata - Manejo normal - Intervalos normales de cambio 2) NAPA Oro - Manejo difícil - Intervalos recomendados por el OEM 3) NAPA Platino - Manejo muy difícil - Intervalos recomendados por el OEM

*Italicized Part Numbers May Not Be Available.*

Las piezas con números en *italicas* pueden no estar disponibles.  
Les numéros de pièce en *italiques* peuvent ne pas être disponibles.



Pass Car Light Truck - Oil - Air - Cabin

MERCEDES BENZ 2013

Year/Año/Année Model/Modelo/Modele Engine/Motor/Moteur	Eng. Code Código de motor Code moteur	VIN NIV NIV	GOLD Oil Aceite Huile	ProSelect Oil Aceite Huile	Platinum Oil Aceite Huile	GOLD Air Aire Air	ProSelect Air Aire Air	GOLD Cabin Air Cabina Aire Cabine Air	ProSelect Cabin Air Cabina Aire Cabine Air	Platinum Cabin Air Cabina Aire Cabine Air	Loc. Cabin Air Cabina Aire Cabine Air
--	---	-------------------	--------------------------------	-------------------------------------	------------------------------------	----------------------------	---------------------------------	--	---	--	--

MERCEDES BENZ (Cont'd/Suite)

**2013** (Cont'd/Suite)

**CL550**

V8 4.6L 4663cc Turbo	278.920		7059 <sup>500</sup> 100077 <sup>501</sup>	27059 <sup>500</sup> 2100077 <sup>501</sup>	N/A <sup>500</sup> N/A <sup>501</sup>	9704	N/A	4218	N/A	N/A	4
----------------------	---------	--	--	--	--	------	-----	------	-----	-----	---

**CL600**

V12 5.5L 5513cc 336 CID Turbo	275.953		7198	N/A	N/A	N/A	N/A	4218	N/A	N/A	4
-------------------------------	---------	--	------	-----	-----	-----	-----	------	-----	-----	---

**CL63 AMG**

V8 5.5L 5461cc Turbo	157.980		100077	2100077	N/A	9704	N/A	4218	N/A	N/A	4
----------------------	---------	--	--------	---------	-----	------	-----	------	-----	-----	---

**CL65 AMG**

V12 6.0L 5980cc 365 CID Turbo	275.982		7198	N/A	N/A	N/A	N/A	4218	N/A	N/A	4
-------------------------------	---------	--	------	-----	-----	-----	-----	------	-----	-----	---

**CLA200**

L4 1.6L 1595cc Turbo (Mex.)			107515	N/A	4107515	200312	N/A	230130	2230130	N/A	
-----------------------------	--	--	--------	-----	---------	--------	-----	--------	---------	-----	--

**CLA250**

L4 2.0L 1991cc Turbo (Mex.)	270.920		107515	N/A	4107515	200312	N/A	230130	2230130	N/A	
-----------------------------	---------	--	--------	-----	---------	--------	-----	--------	---------	-----	--

**CLS350**

V6 3.5L 3498cc (Mex.)	276.952		7059	27059	N/A	9034	N/A	9357	229357	N/A	
-----------------------	---------	--	------	-------	-----	------	-----	------	--------	-----	--

**CLS500**

V8 4.6L 4663cc Turbo (Mex.)	278.922		7059	27059	N/A	9704	N/A	9357	229357	N/A	
-----------------------------	---------	--	------	-------	-----	------	-----	------	--------	-----	--

**CLS550**

V8 4.6L 4663cc Turbo	278.922		7059 <sup>500</sup> 100077 <sup>501</sup>	27059 <sup>500</sup> 2100077 <sup>501</sup>	N/A <sup>500</sup> N/A <sup>501</sup>	9704	N/A	9357	229357	N/A	4
----------------------	---------	--	--	--	--	------	-----	------	--------	-----	---

**CLS63 AMG**

V8 5.5L 5461cc Turbo	157.981		100077	2100077	N/A	9704	N/A	9357	229357	N/A	1
----------------------	---------	--	--------	---------	-----	------	-----	------	--------	-----	---

**E200**

L4 1.8L 1796cc Turbo (Mex.)	271.860		7009	27009	N/A	9094	N/A	9357	229357	N/A	
-----------------------------	---------	--	------	-------	-----	------	-----	------	--------	-----	--

**E250**

L4 1.8L 1796cc Turbo (Mex.)	271.860		7009	27009	N/A	9094	N/A	9357	229357	N/A	
-----------------------------	---------	--	------	-------	-----	------	-----	------	--------	-----	--

**E300**

V6 3.5L 3498cc	276.952		7059	27059	N/A	9034	N/A	9357	229357	N/A	
----------------	---------	--	------	-------	-----	------	-----	------	--------	-----	--

**E350**

V6 3.5L 3498cc	276.957		7059	27059	N/A	9034	N/A	9357	229357	N/A	1
----------------	---------	--	------	-------	-----	------	-----	------	--------	-----	---

**E350 BLUETEC 4MATIC**

V6 3.0L 2987cc Turbo Diesel	642.850		7062	27062	N/A	2468	N/A	9357	229357	N/A	3
-----------------------------	---------	--	------	-------	-----	------	-----	------	--------	-----	---

**E400 HYBRID**

V6 3.5L 3498cc Electric/Gas	276.952		7059	27059	N/A	9034	N/A	9357	229357	N/A	1
-----------------------------	---------	--	------	-------	-----	------	-----	------	--------	-----	---

**E500**

V8 4.6L 4663cc Turbo (Mex.)	278.922		7059	27059	N/A	9704	N/A	9357	229357	N/A	
-----------------------------	---------	--	------	-------	-----	------	-----	------	--------	-----	--

**E550**

V8 4.6L 4663cc Turbo	278.922		7059 <sup>500</sup> 100077 <sup>501</sup>	27059 <sup>500</sup> 2100077 <sup>501</sup>	N/A <sup>500</sup> N/A <sup>501</sup>	9704	N/A	9357	229357	N/A	4
----------------------	---------	--	--	--	--	------	-----	------	--------	-----	---

**E63 AMG**

V8 5.5L 5461cc Turbo	157.981		100077	2100077	N/A	9704	N/A	9357	229357	N/A	1
----------------------	---------	--	--------	---------	-----	------	-----	------	--------	-----	---

**G500**

V8 5.5L 5461cc (Mex.)	273.963		7078	27078	N/A	6799	26799	239037	N/A	N/A	
-----------------------	---------	--	------	-------	-----	------	-------	--------	-----	-----	--

**G550**

V8 5.5L 5461cc	273.963		7078	27078	N/A	6799 <sup>294</sup>	26799 <sup>294</sup>	9376	229376	N/A	3
----------------	---------	--	------	-------	-----	---------------------	----------------------	------	--------	-----	---

**G63 AMG**

V8 5.5L 5461cc Turbo	157.984		100077	2100077	N/A	9704	N/A	239037	N/A	N/A	1
----------------------	---------	--	--------	---------	-----	------	-----	--------	-----	-----	---

**GL350 BLUETEC 4MATIC**

V6 3.0L 2987cc Turbo Diesel	642.826		7062	27062	N/A	2468	N/A	230124 <sup>79</sup> 9376 <sup>79</sup>	N/A <sup>79</sup> 229376 <sup>79</sup>	N/A <sup>79</sup> N/A <sup>79</sup>	3 3
-----------------------------	---------	--	------	-------	-----	------	-----	--	---	--	--------

N/A = Not Available N/R = Not Required N/S = Not Servicable For cabin air locator chart, see pages 5-12 See pages 13-16 for footnotes

1) ProSelect - Normal Driving - Traditional Change Intervals 2) NAPA Gold - Severe Driving - OE Recommended intervals 3) NAPA Platinum - Harsh Driving - OE Recommend Intervals

N/A = Non disponible N/R = Non nécessaire N/S = Non réparable Voir le tableau des filtres et d'habitacle aux pages 5-12 Voir pages 13-16 pour des notes

1) NAPA ProSelect et Argent - Conduite normale - Intervalles normaux de remplacement 2) NAPA Or - Conduite difficile - Intervalles recommandés par FEO 3) NAPA Platine - Conduite très difficile - Intervalles recommandés par FEO

N/A = No disponible N/R = No requerido N/S = No Servicable Para el aire de la cabina y tabla de localización de filtro, consulte las páginas 5-12 Ver las páginas 13-16 para las notas al pie de página

1) NAPA ProSelect y Plata - Manejo normal - Intervalos normales de cambio 2) NAPA Oro - Manejo difícil - Intervalos recomendados por el OEM 3) NAPA Platino - Manejo muy difícil - Intervalos recomendados por el OEM

*Italicized Part Numbers May Not Be Available.*

Las piezas con números en *italicas* pueden no estar disponibles.

Les numéros de pièce en *italiques* peuvent ne pas être disponibles.

P  
a  
s  
s  
C  
a  
r  
L  
i  
g  
h  
t  
T  
r  
u  
c  
k  
O  
i  
l  
-  
A  
i  
r  
-  
C  
a  
b  
i  
n



MERCEDES BENZ 2013

Pass Car Light Truck - Oil - Air - Cabin

Year/Año/Année Model/Modelo/Modelé Engine/Motor/Moteur	Eng. Code Código de motor Code moteur	VIN NIV NIV	GOLD Oil Aceite Huile	ProSelect Oil Aceite Huile	Platinum Oil Aceite Huile	GOLD Air Aire Air	ProSelect Air Aire Air	GOLD Cabin Air Cabina Aire Cabine Air	ProSelect Cabin Air Cabina Aire Cabine Air	Platinum Cabin Air Cabina Aire Cabine Air	Loc. Cabin Air Cabina Aire Cabine Air
--	---	-------------------	--------------------------------	-------------------------------------	------------------------------------	----------------------------	---------------------------------	--	---	--	--

MERCEDES BENZ (Cont'd/Suite)

**2013** (Cont'd/Suite)

**GL450**

V8 4.6L 4663cc Turbo	278.928		7059 <sup>500</sup> 100077 <sup>501</sup>	27059 <sup>500</sup> 2100077 <sup>501</sup>	N/A <sup>500</sup> N/A <sup>501</sup>	9704	N/A	230518 230124 <sup>79</sup> 230124 <sup>79</sup>	N/A N/A <sup>79</sup> N/A <sup>79</sup>	N/A N/A <sup>79</sup> N/A <sup>79</sup>	3 3
----------------------	---------	--	--	--	--	------	-----	--	---	---	--------

**GL500**

V8 4.6L 4663cc Turbo (Mex.)	278.928					9704	N/A	N/A	N/A	N/A	
-----------------------------	---------	--	--	--	--	------	-----	-----	-----	-----	--

**GL550**

V8 4.6L 4663cc Turbo	278.928		7059 <sup>500</sup> 100077 <sup>501</sup>	27059 <sup>500</sup> 2100077 <sup>501</sup>	N/A <sup>500</sup> N/A <sup>501</sup>	9704	N/A	230124 <sup>79</sup> 230518 <sup>78</sup>	N/A <sup>79</sup> N/A <sup>78</sup>	N/A <sup>79</sup> N/A <sup>78</sup>	4 4
----------------------	---------	--	--	--	--	------	-----	--	--	--	--------

**GL63 AMG**

V8 5.5L 5461cc Turbo	157.982		100077	2100077	N/A	9704	N/A	230518 <sup>78</sup>	N/A <sup>78</sup>	N/A <sup>78</sup>	1
----------------------	---------	--	--------	---------	-----	------	-----	----------------------	-------------------	-------------------	---

**GLK200**

L4 2.1L 2143cc 131 CID Turbo Diesel (Mex.)	651.916							9357	229357	N/A	
--	---------	--	--	--	--	--	--	------	--------	-----	--

**GLK250**

L4 2.1L 2143cc 131 CID Turbo Diesel	651.912		100026	2100026	N/A	N/A	N/A	9357	229357	N/A	4
-------------------------------------	---------	--	--------	---------	-----	-----	-----	------	--------	-----	---

**GLK350**

V6 3.5L 3498cc	276.957		7059	27059	N/A	9034	N/A	9357	229357	N/A	6
----------------	---------	--	------	-------	-----	------	-----	------	--------	-----	---

**ML350**

V6 3.5L 3498cc	276.955		7059	27059	N/A	9034	N/A	230518	N/A	N/A	3
----------------	---------	--	------	-------	-----	------	-----	--------	-----	-----	---

**ML350 BLUETEC 4MATIC**

V6 3.0L 2987cc Turbo Diesel	642.826		7062	27062	N/A	2468	N/A	9376	229376	N/A	3
-----------------------------	---------	--	------	-------	-----	------	-----	------	--------	-----	---

**ML550**

V8 4.6L 4663cc Turbo	278.928		7059 <sup>500</sup> 100077 <sup>501</sup>	27059 <sup>500</sup> 2100077 <sup>501</sup>	N/A <sup>500</sup> N/A <sup>501</sup>	9704	N/A	230124 <sup>79</sup> 230518 <sup>78</sup>	N/A <sup>79</sup> N/A <sup>78</sup>	N/A <sup>79</sup> N/A <sup>78</sup>	4 4
----------------------	---------	--	--	--	--	------	-----	--	--	--	--------

**ML63 AMG**

V8 5.5L 5461cc Turbo	157.982		100077	2100077	N/A	9704	N/A	230124 <sup>79</sup>	N/A <sup>79</sup>	N/A <sup>79</sup>	1
----------------------	---------	--	--------	---------	-----	------	-----	----------------------	-------------------	-------------------	---

**R350**

V6 3.5L 3498cc	276.958		7059	27059	N/A	6799 <sup>394</sup>	26799 <sup>394</sup>	9376	229376	N/A	3
----------------	---------	--	------	-------	-----	---------------------	----------------------	------	--------	-----	---

**R350 BLUETEC 4MATIC**

V6 3.0L 2987cc Turbo Diesel	642.820		7062	27062	N/A	2468	N/A	9376	229376	N/A	3
-----------------------------	---------	--	------	-------	-----	------	-----	------	--------	-----	---

**S350**

V6 3.5L 3498cc (Mex.)	272.965		7078	27078	N/A	6799	26799	4218	N/A	N/A	
-----------------------	---------	--	------	-------	-----	------	-------	------	-----	-----	--

**S350 BLUETEC 4MATIC**

V6 3.0L 2987cc Turbo Diesel	642.868		7062	27062	N/A	2468	N/A	4218(2)	N/A	N/A	3
-----------------------------	---------	--	------	-------	-----	------	-----	---------	-----	-----	---

**S400 HYBRID**

V6 3.5L 3498cc Electric/Gas	272.974		7078	27078	N/A	6799 <sup>394</sup>	26799 <sup>394</sup>	4218	N/A	N/A	4
-----------------------------	---------	--	------	-------	-----	---------------------	----------------------	------	-----	-----	---

**S550**

V8 4.6L 4663cc Turbo	278.932		7059 <sup>500</sup> 100077 <sup>501</sup>	27059 <sup>500</sup> 2100077 <sup>501</sup>	N/A <sup>500</sup> N/A <sup>501</sup>	9704	N/A	4218	N/A	N/A	4
----------------------	---------	--	--	--	--	------	-----	------	-----	-----	---

**S600**

V12 5.5L 5513cc 336 CID Turbo	275.953		7198	N/A	N/A	N/A <sup>394</sup>	N/A <sup>394</sup>	4218	N/A	N/A	4
-------------------------------	---------	--	------	-----	-----	--------------------	--------------------	------	-----	-----	---

**S63 AMG**

V8 5.5L 5461cc Turbo	157.980		100077	2100077	N/A	9704	N/A	4218	N/A	N/A	4
----------------------	---------	--	--------	---------	-----	------	-----	------	-----	-----	---

**S65 AMG**

V12 6.0L 5980cc 365 CID Turbo	275.982		7198	N/A	N/A	N/A <sup>394</sup>	N/A <sup>394</sup>	4218	N/A	N/A	4
-------------------------------	---------	--	------	-----	-----	--------------------	--------------------	------	-----	-----	---

**SL550**

V8 4.6L 4663cc Turbo	278.927		100077	2100077	N/A	9704	N/A	9356	N/A	N/A	4
----------------------	---------	--	--------	---------	-----	------	-----	------	-----	-----	---

**SL63 AMG**

V8 5.5L 5461cc Turbo	157.983		100077	2100077	N/A	9704	N/A	9357	229357	N/A	1
----------------------	---------	--	--------	---------	-----	------	-----	------	--------	-----	---

N/A = Not Available N/R = Not Required N/S = Not Servicable For cabin air locator chart, see pages 5-12 See pages 13-16 for footnotes

1) ProSelect - Normal Driving - Traditional Change Intervals 2) NAPA Gold - Severe Driving - OE Recommended intervals 3) NAPA Platinum - Harsh Driving - OE Recommend Intervals

N/A = Non disponible N/R = Non nécessaire N/S = Non réparable Voir le tableau des filtres et d'habitacle aux pages 5-12 Voir pages 13-16 pour des notes

1) NAPA ProSelect et Argent - Conduite normale - Intervalles normaux de remplacement 2) NAPA Or - Conduite difficile - Intervalles recommandés par FEO 3) NAPA Platine - Conduite très difficile - Intervalles recommandés par FEO

N/A = No disponible N/R = No requerido N/S = No Servicable Para el aire de la cabina y tabla de localización de filtro, consulte las páginas 5-12 Ver las páginas 13-16 para las notas al pie de página

1) NAPA ProSelect y Plata - Manejo normal - Intervalos normales de cambio 2) NAPA Oro - Manejo difícil - Intervalos recomendados por el OEM 3) NAPA Platino - Manejo muy difícil - Intervalos recomendados por el OEM

*Italicized Part Numbers May Not Be Available.*

Las piezas con números en *italicas* pueden no estar disponibles.  
Les numéros de pièce en *italiques* peuvent ne pas être disponibles.





## Pass Car Light Truck - Oil - Air - Cabin

MERCEDES BENZ 2013-2012

Year/Año/Année Model/Modelo/Modele Engine/Motor/Moteur	Eng. Code Código de motor Code moteur	VIN NIV NIV	GOLD Oil Aceite Huile	ProSelect Oil Aceite Huile	Platinum Oil Aceite Huile	GOLD Air Aire Air	ProSelect Air Aire Air	GOLD Cabin Air Cabina Aire Cabine Air	ProSelect Cabin Air Cabina Aire Cabine Air	Platinum Cabin Air Cabina Aire Cabine Air	Loc. Cabin Air Cabina Aire Cabine Air
--	---	-------------------	--------------------------------	-------------------------------------	------------------------------------	----------------------------	---------------------------------	--	---	--	--

## MERCEDES BENZ (Cont'd/Suite)

## 2013 (Cont'd/Suite)

## SL65 AMG

V12 6.0L 5980cc 365 CID Turbo	279.981		7198	N/A	N/A	N/A	N/A	9356	N/A	N/A	4
-------------------------------	---------	--	------	-----	-----	-----	-----	------	-----	-----	---

## SLK200

L4 1.8L 1796cc Turbo (Mex.)	271.861		7009	27009	N/A	9094	N/A	9373	N/A	N/A	
-----------------------------	---------	--	------	-------	-----	------	-----	------	-----	-----	--

## SLK250

L4 1.8L 1796cc Turbo	271.861		100059	N/A	N/A	9094	N/A	9373	N/A	N/A	6
----------------------	---------	--	--------	-----	-----	------	-----	------	-----	-----	---

## SLK350

V6 3.5L 3498cc	276.956		7059	27059	N/A	9034	N/A	9373	N/A	N/A	4
----------------	---------	--	------	-------	-----	------	-----	------	-----	-----	---

## SLK55 AMG

V8 5.5L 5461cc	152.980		100077	2100077	N/A	200945	N/A	9373	N/A	N/A	4
----------------	---------	--	--------	---------	-----	--------	-----	------	-----	-----	---

## SLS AMG

V8 6.2L 6208cc	159.980		7010	N/A	N/A	N/A	N/A	9357	229357	N/A	4
----------------	---------	--	------	-----	-----	-----	-----	------	--------	-----	---

## SPRINTER VAN

L4 2.1L 2148CC DOHC 16 Valve Turbo Diesel (Mex.)			7038	27038	N/A	9876	29876	9366	N/A	N/A	
---	--	--	------	-------	-----	------	-------	------	-----	-----	--

V6 3.0L 2987cc Turbo Diesel	642.896		7062	27062	N/A	9876	29876	9366 N/A <sup>228</sup>	N/A N/A <sup>228</sup>	N/A N/A <sup>228</sup>	3 3
-----------------------------	---------	--	------	-------	-----	------	-------	----------------------------	---------------------------	---------------------------	--------

## VIANO

L4 2.1L 2143cc 131 CID Turbo Diesel (Mex.)	651.940		100026	2100026	N/A	209420	N/A	559222	N/A	N/A	
---	---------	--	--------	---------	-----	--------	-----	--------	-----	-----	--

## 2012

## B180

L4 1.6L 1595cc Turbo (Mex.)			107515	N/A	4107515	200312	N/A	230130	2230130	N/A	
-----------------------------	--	--	--------	-----	---------	--------	-----	--------	---------	-----	--

## C180

L4 1.8L 1796cc Super Charged (Mex.)			7009	27009	N/A	9214	N/A	9357	229357	N/A	
--	--	--	------	-------	-----	------	-----	------	--------	-----	--

## C200

L4 1.8L 1796cc CDI BLUE EFFICIENCY (Mex.)			100026	2100026	N/A	9094	N/A	9357	229357	N/A	
--	--	--	--------	---------	-----	------	-----	------	--------	-----	--

## C250

L4 1.8L 1796cc Turbo	271.860		100059	N/A	N/A	9094	N/A	9373	N/A	N/A	6
V6 2.5L 2496cc	272.92		7078	27078	N/A	6799 <sup>994</sup>	26799 <sup>994</sup>	4686 <sup>78</sup> 4118 <sup>79</sup>	224686 <sup>78</sup> N/A <sup>79</sup>	N/A <sup>78</sup> N/A <sup>79</sup>	4 4

## C300

V6 3.0L 2996cc	272.947		7078	27078	N/A	6799 <sup>994</sup>	26799 <sup>994</sup>	9357	229357	N/A	6
----------------	---------	--	------	-------	-----	---------------------	----------------------	------	--------	-----	---

## C300 4MATIC

V6 3.0L 2996cc	272.948		7078	27078	N/A	6799 <sup>994</sup>	26799 <sup>994</sup>	9357	229357	N/A	6
----------------	---------	--	------	-------	-----	---------------------	----------------------	------	--------	-----	---

## C350

V6 3.5L 3498cc	276.957		7059	27059	N/A	6799 <sup>994</sup>	26799 <sup>994</sup>	9357	229357	N/A	6
----------------	---------	--	------	-------	-----	---------------------	----------------------	------	--------	-----	---

## C63 AMG

V8 6.2L 6200cc 378 CID (Mex.)			N/S	N/S	N/A	N/S	N/S	9357	229357	N/A	
V8 6.3L 6208cc	156.985		7010	N/A	N/A	9504	N/A	9357	229357	N/A	6

## CL550

V8 4.6L 4663cc Turbo	278.920		7059 100077	27059 2100077	N/A N/A	9704	N/A	4218	N/A	N/A	4
----------------------	---------	--	----------------	------------------	------------	------	-----	------	-----	-----	---

## CL600

V12 5.5L 5513cc 336 CID Turbo	275.953		7198	N/A	N/A	N/A	N/A	4218	N/A	N/A	4
-------------------------------	---------	--	------	-----	-----	-----	-----	------	-----	-----	---

## CL63 AMG

V8 5.5L 5461cc Turbo	157.980		100077	2100077	N/A	9704	N/A	4218	N/A	N/A	4
----------------------	---------	--	--------	---------	-----	------	-----	------	-----	-----	---

## CL65 AMG

V12 6.0L 5980cc 365 CID Turbo	275.982		7198	N/A	N/A	N/A	N/A	4218	N/A	N/A	4
-------------------------------	---------	--	------	-----	-----	-----	-----	------	-----	-----	---

N/A = Not Available N/R = Not Required N/S = Not Servicable For cabin air locator chart, see pages 5-12 See pages 13-16 for footnotes

1) ProSelect - Normal Driving - Traditional Change Intervals 2) NAPA Gold - Severe Driving - OE Recommended intervals 3) NAPA Platinum - Harsh Driving - OE Recommend Intervals

N/A = Non disponible N/R = Non nécessaire N/S = Non réparable Voir le tableau des filtres et d'habitacle aux pages 5-12 Voir pages 13-16 pour des notes

1) NAPA ProSelect et Argent - Conduite normale - Intervalles normaux de remplacement 2) NAPA Or - Conduite difficile - Intervalles recommandés par FEO 3) NAPA Platine - Conduite très difficile - Intervalles recommandés par FEO

N/A = No disponible N/R = No requerido N/S = No Servicable Para el aire de la cabina y tabla de localización de filtro, consulte las páginas 5-12 Ver las páginas 13-16 para las notas al pie de página

1) NAPA ProSelect y Plata - Manejo normal - Intervalos normales de cambio 2) NAPA Oro - Manejo difícil - Intervalos recomendados por el OEM 3) NAPA Platino - Manejo muy difícil - Intervalos recomendados por el OEM

*Italicized Part Numbers May Not Be Available.*

Las piezas con números en *italicas* pueden no estar disponibles.

Les numéros de pièce en *italiques* peuvent ne pas être disponibles.



## MERCEDES BENZ 2012

## Pass Car Light Truck - Oil - Air - Cabin

Year/Año/Année Model/Modelo/Modele Engine/Motor/Moteur	Eng. Code Código de motor Code moteur	VIN NIV NIV	GOLD Oil Aceite Huile	ProSelect Oil Aceite Huile	Platinum Oil Aceite Huile	GOLD Air Aire Air	ProSelect Air Aire Air	GOLD Cabin Air Cabina Aire Cabine Air	ProSelect Cabin Air Cabina Aire Cabine Air	Platinum Cabin Air Cabina Aire Cabine Air	Loc. Cabin Air Cabina Aire Cabine Air
--	---	-------------------	--------------------------------	-------------------------------------	------------------------------------	----------------------------	---------------------------------	--	---	--	--

## MERCEDES BENZ (Cont'd/Suite)

**2012** (Cont'd/Suite)

## CLS350

V6 3.5L 3498cc (Mex.)	276.952	7059	27059	N/A	9034	N/A	9357	229357	N/A	
-----------------------	---------	------	-------	-----	------	-----	------	--------	-----	--

## CLS500

V8 4.6L 4663cc Turbo (Mex.)	278.922	7059	27059	N/A	9704	N/A	9357	229357	N/A	
-----------------------------	---------	------	-------	-----	------	-----	------	--------	-----	--

## CLS550

V8 4.6L 4663cc Turbo	278.922	7059 100077	27059 2100077	N/A N/A	9704	N/A	9357	229357	N/A	4
----------------------	---------	----------------	------------------	------------	------	-----	------	--------	-----	---

## CLS63 AMG

V8 5.5L 5461cc Turbo	157.981	100077	2100077	N/A	9704	N/A	9357	229357	N/A	1
----------------------	---------	--------	---------	-----	------	-----	------	--------	-----	---

## E200

L4 1.8L 1796cc Turbo (Mex.)	271.860	7009	27009	N/A	9094	N/A	9357	229357	N/A	
-----------------------------	---------	------	-------	-----	------	-----	------	--------	-----	--

## E250

L4 1.8L 1796cc Turbo (Mex.)	271.860	7009	27009	N/A	9094	N/A	9357	229357	N/A	
-----------------------------	---------	------	-------	-----	------	-----	------	--------	-----	--

## E300

V6 3.5L 3498cc	276.952	7059	27059	N/A	9034	N/A	9357	229357	N/A	
----------------	---------	------	-------	-----	------	-----	------	--------	-----	--

## E350

V6 3.5L 3498cc	276.952	7059	27059	N/A	9034	N/A	9357	229357	N/A	1
	276.957	7059	27059	N/A	9034	N/A	9357	229357	N/A	1

## E350 BLUETEC 4MATIC

V6 3.0L 2987cc Turbo Diesel	642.850	7062	27062	N/A	2468	N/A	9357	229357	N/A	3
-----------------------------	---------	------	-------	-----	------	-----	------	--------	-----	---

## E550

V8 4.6L 4663cc Turbo	278.922	7059 100077	27059 2100077	N/A N/A	9704	N/A	9357	229357	N/A	4
----------------------	---------	----------------	------------------	------------	------	-----	------	--------	-----	---

## E63 AMG

V8 5.5L 5461cc Turbo	157.981	100077	2100077	N/A	9704	N/A	9357	229357	N/A	1
----------------------	---------	--------	---------	-----	------	-----	------	--------	-----	---

## G550

V8 5.5L 5461cc	273.963	7078	27078	N/A	200899	N/A	9376	229376	N/A	3
----------------	---------	------	-------	-----	--------	-----	------	--------	-----	---

## GL350 BLUETEC 4MATIC

V6 3.0L 2987cc Turbo Diesel	642.820	7062	27062	N/A	2468	N/A	9376	229376	N/A	3
-----------------------------	---------	------	-------	-----	------	-----	------	--------	-----	---

## GL450

V8 4.7L 4663cc 287CID		7078	27078	N/A	6799 <sup>394</sup>	26799 <sup>394</sup>	9376	229376	N/A	3
-----------------------	--	------	-------	-----	---------------------	----------------------	------	--------	-----	---

## GL550

V8 5.5L 5461cc	273.963	7078	27078	N/A	6799 <sup>394</sup>	26799 <sup>394</sup>	9376	229376	N/A	3
----------------	---------	------	-------	-----	---------------------	----------------------	------	--------	-----	---

## GLK350

V6 3.5L 3498cc	272.991	7078	27078	N/A	6799 <sup>394</sup>	26799 <sup>394</sup>	9357	229357	N/A	6
----------------	---------	------	-------	-----	---------------------	----------------------	------	--------	-----	---

## GLK350 4MATIC

V6 3.5L 3498cc	272.971	7078	27078	N/A	6799 <sup>394</sup>	26799 <sup>394</sup>	9357	229357	N/A	6
----------------	---------	------	-------	-----	---------------------	----------------------	------	--------	-----	---

## ML350

V6 3.5L 3498cc	276.955	7059	27059	N/A	9034	N/A	230518 <sup>78</sup>	N/A <sup>78</sup>	N/A <sup>78</sup>	3
----------------	---------	------	-------	-----	------	-----	----------------------	-------------------	-------------------	---

## ML350 BLUETEC 4MATIC

V6 3.0L 2987cc Turbo Diesel	642.826	7062	27062	N/A	2468	N/A	9376	229376	N/A	3
-----------------------------	---------	------	-------	-----	------	-----	------	--------	-----	---

## ML550

V8 4.6L 4663cc Turbo	278.928	100077 <sup>501</sup> 7059 <sup>500</sup>	2100077 <sup>501</sup> 27059 <sup>500</sup>	N/A <sup>501</sup> N/A <sup>500</sup>	9704	N/A	230518	N/A	N/A	3
----------------------	---------	--	--	--	------	-----	--------	-----	-----	---

## ML63 AMG

V8 5.5L 5461cc Turbo	157.982	100077	2100077	N/A	9704	N/A	230124 <sup>79</sup>	N/A <sup>79</sup>	N/A <sup>79</sup>	3
----------------------	---------	--------	---------	-----	------	-----	----------------------	-------------------	-------------------	---

## R350

V6 3.5L 3498cc	276.958	7059	27059	N/A	9034	N/A	9376	229376	N/A	3
----------------	---------	------	-------	-----	------	-----	------	--------	-----	---

## R350 BLUETEC 4MATIC

V6 3.0L 2987cc Turbo Diesel	642.870	7062	27062	N/A	2468	N/A	9376	229376	N/A	3
-----------------------------	---------	------	-------	-----	------	-----	------	--------	-----	---

N/A = Not Available N/R = Not Required N/S = Not Servicable For cabin air locator chart, see pages 5-12 See pages 13-16 for footnotes

1) ProSelect - Normal Driving - Traditional Change Intervals 2) NAPA Gold - Severe Driving - OE Recommended intervals 3) NAPA Platinum - Harsh Driving - OE Recommend Intervals

N/A = Non disponible N/R = Non nécessaire N/S = Non réparable Voir le tableau des filtres et d'habitacle aux pages 5-12 Voir pages 13-16 pour des notes

1) NAPA ProSelect et Argent - Conduite normale - Intervalles normaux de remplacement 2) NAPA Or - Conduite difficile - Intervalles recommandés par FEO 3) NAPA Platine - Conduite très difficile - Intervalles recommandés par FEO

N/A = No disponible N/R = No requerido N/S = No Servicable Para el aire de la cabina y tabla de localización de filtro, consulte las páginas 5-12 Ver las páginas 13-16 para las notas al pie de página

1) NAPA ProSelect y Plata - Manejo normal - Intervalos normales de cambio 2) NAPA Oro - Manejo difícil - Intervalos recomendados por el OEM 3) NAPA Platino - Manejo muy difícil - Intervalos recomendados por el OEM

*Italicized Part Numbers May Not Be Available.*

Las piezas con números en *italicas* pueden no estar disponibles.  
Les numéros de pièce en *italiques* peuvent ne pas être disponibles.



Pass Car Light Truck - Oil - Air - Cabin

MERCEDES BENZ 2012-2011

Year/Año/Année Model/Modelo/Modele Engine/Motor/Moteur	Eng. Code Código de motor Code moteur	VIN NIV NIV	GOLD Oil Aceite Huile	ProSelect Oil Aceite Huile	Platinum Oil Aceite Huile	GOLD Air Aire Air	ProSelect Air Aire Air	GOLD Cabin Air Cabina Aire Cabine Air	ProSelect Cabin Air Cabina Aire Cabine Air	Platinum Cabin Air Cabina Aire Cabine Air	Loc. Cabin Air Cabina Aire Cabine Air
--	---	-------------------	--------------------------------	-------------------------------------	------------------------------------	----------------------------	---------------------------------	--	---	--	--

MERCEDES BENZ (Cont'd/Suite)

**2012** (Cont'd/Suite)

**S350**

V6 3.5L 3498cc (Mex.)	272.965	7078	27078	N/A	6799	26799	4218	N/A	N/A	
-----------------------	---------	------	-------	-----	------	-------	------	-----	-----	--

**S350 BLUETEC 4MATIC**

V6 3.0L 2987cc Turbo Diesel	642.868	7062	27062	N/A	2468	N/A	9376	229376	N/A	3
-----------------------------	---------	------	-------	-----	------	-----	------	--------	-----	---

**S400 HYBRID**

V6 3.5L 3498cc Electric/Gas	272.974	7078	27078	N/A	6799 <sup>394</sup>	26799 <sup>394</sup>	4218	N/A	N/A	4
-----------------------------	---------	------	-------	-----	---------------------	----------------------	------	-----	-----	---

**S550**

V8 4.6L 4663cc Turbo	278.932	7059 100077	27059 2100077	N/A N/A	9704	N/A	4218	N/A	N/A	4
----------------------	---------	----------------	------------------	------------	------	-----	------	-----	-----	---

**S600**

V12 5.5L 5513cc 336 CID Turbo	275.953	7198	N/A	N/A	N/A	N/A	4218	N/A	N/A	4
-------------------------------	---------	------	-----	-----	-----	-----	------	-----	-----	---

**S63 AMG**

V8 5.5L 5461cc Turbo	157.980	100077	2100077	N/A	9704	N/A	4218	N/A	N/A	4
V8 6.3L 6208cc (Mex.)	156.984	7010	N/A	N/A	9504	N/A	4218	N/A	N/A	

**S65 AMG**

V12 6.0L 5980cc 365 CID Turbo	275.982	7198	N/A	N/A	N/A	N/A	4218	N/A	N/A	4
-------------------------------	---------	------	-----	-----	-----	-----	------	-----	-----	---

**SL550**

V8 5.5L 5461cc	273.965	7078	27078	N/A	6799 <sup>394</sup>	26799 <sup>394</sup>	9356	N/A	N/A	4
----------------	---------	------	-------	-----	---------------------	----------------------	------	-----	-----	---

**SL600**

V12 5.5L 5513cc 336 CID Turbo (Mex.)	275.954	7198	N/A	N/A	N/A	N/A	9356	N/A	N/A	
--------------------------------------	---------	------	-----	-----	-----	-----	------	-----	-----	--

**SL63 AMG**

V8 6.3L 6208cc	156.981	7010	N/A	N/A	9504	N/A	9356	N/A	N/A	4
----------------	---------	------	-----	-----	------	-----	------	-----	-----	---

**SL65 AMG**

V12 6.0L 5980cc 365 CID Turbo (Mex.)	275.981	7198	N/A	N/A	N/A	N/A	9356	N/A	N/A	
--------------------------------------	---------	------	-----	-----	-----	-----	------	-----	-----	--

**SLK200**

L4 1.8L 1796cc Turbo (Mex.)	271.861	7009	27009	N/A	9094	N/A	9373	N/A	N/A	
-----------------------------	---------	------	-------	-----	------	-----	------	-----	-----	--

**SLK250**

L4 1.8L 1796cc Turbo	271.861	100059	N/A	N/A	9094	N/A	9373	N/A	N/A	6
----------------------	---------	--------	-----	-----	------	-----	------	-----	-----	---

**SLK350**

V6 3.5L 3498cc	276.956	7059	27059	N/A	9034	N/A	9373	N/A	N/A	4
----------------	---------	------	-------	-----	------	-----	------	-----	-----	---

**SLK55 AMG**

V8 5.5L 5461cc	152.980	100077	2100077	N/A	6799	26799	9373	N/A	N/A	4
----------------	---------	--------	---------	-----	------	-------	------	-----	-----	---

**SLS AMG**

V8 6.2L 6208cc	159.980	7010	N/A	N/A	N/A	N/A	9357	229357	N/A	4
----------------	---------	------	-----	-----	-----	-----	------	--------	-----	---

**SPRINTER VAN**

L4 2.1L 2148CC DOHC 16 Valve Turbo Diesel (Mex.)		7038	27038	N/A	9876	29876	9366	N/A	N/A	
V6 3.0L 2987cc Turbo Diesel	642.898	7062	27062	N/A	9876	29876	9366 N/A	N/A N/A	N/A N/A	3 3

**VITO**

L4 2.1L 2148CC DOHC 16 Valve Turbo Diesel (Mex.)		7038	27038	N/A	209420	N/A	559222	N/A	N/A	
--	--	------	-------	-----	--------	-----	--------	-----	-----	--

**2011**

**B200**

L4 2.0L		1009	N/A	N/A	9024	N/A	N/A	N/A	N/A	
L4 2.0L 2034cc (Mex.)					9024	N/A	N/A	N/A	N/A	
L4 2.0L Turbo		1009	N/A	N/A	9024	N/A	N/A	N/A	N/A	

**C200**

L4 1.8L 1796cc (Mex.)		1006	N/A	N/A	9214	N/A	4118	N/A	N/A	
-----------------------	--	------	-----	-----	------	-----	------	-----	-----	--

N/A = Not Available N/R = Not Required N/S = Not Servicable For cabin air locator chart, see pages 5-12 See pages 13-16 for footnotes

1) ProSelect - Normal Driving - Traditional Change Intervals 2) NAPA Gold - Severe Driving - OE Recommended intervals 3) NAPA Platinum - Harsh Driving - OE Recommend Intervals

N/A = Non disponible N/R = Non nécessaire N/S = Non réparable Voir le tableau des filtres et d'habitacle aux pages 5-12 Voir pages 13-16 pour des notes

1) NAPA ProSelect et Argent - Conduite normale - Intervalles normaux de remplacement 2) NAPA Or - Conduite difficile - Intervalles recommandés par FEO 3) NAPA Platine - Conduite très difficile - Intervalles recommandés par FEO

N/A = No disponible N/R = No requerido N/S = No Servicable Para el aire de la cabina y tabla de localización de filtro, consulte las páginas 5-12 Ver las páginas 13-16 para las notas al pie de página

1) NAPA ProSelect y Plata - Manejo normal - Intervalos normales de cambio 2) NAPA Oro - Manejo difícil - Intervalos recomendados por el OEM 3) NAPA Platino - Manejo muy difícil - Intervalos recomendados por el OEM

*Italicized Part Numbers May Not Be Available.*

Las piezas con números en *italicas* pueden no estar disponibles.

Les numéros de pièce en *italiques* peuvent ne pas être disponibles.

P  
a  
s  
s  
C  
a  
r  
L  
i  
g  
h  
t  
T  
r  
u  
c  
k  
O  
i  
l  
-  
A  
i  
r  
-  
C  
a  
b  
i  
n



## MERCEDES BENZ 2011

## Pass Car Light Truck - Oil - Air - Cabin

Year/Año/Année Model/Modelo/Modele Engine/Motor/Moteur	Eng. Code Código de motor Code moteur	VIN NIV NIV	GOLD Oil Aceite Huile	ProSelect Oil Aceite Huile	Platinum Oil Aceite Huile	GOLD Air Aire Air	ProSelect Air Aire Air	GOLD Cabin Air Cabina Aire Cabine Air	ProSelect Cabin Air Cabina Aire Cabine Air	Platinum Cabin Air Cabina Aire Cabine Air	Loc. Cabin Air Cabina Aire Cabine Air
--	---	-------------------	--------------------------------	-------------------------------------	------------------------------------	----------------------------	---------------------------------	--	---	--	--

## MERCEDES BENZ (Cont'd/Suite)

## 2011 (Cont'd/Suite)

## C200 (Cont'd/Suite)

L4 1.8L 1796cc CDI BLUE EFFICIENCY (Mex.)			100026	2100026	N/A	9094	N/A	9357	229357	N/A	
--	--	--	--------	---------	-----	------	-----	------	--------	-----	--

## C250

L4 1.8L 1796cc Super Charged (Mex.)			7009	27009	N/A	9094	N/A	9357	229357	N/A	
V6 2.5L 2496cc	272.92		7078	27078	N/A	6799 <sup>394</sup>	26799 <sup>394</sup>	4686 <sup>78</sup> 4118 <sup>79</sup>	224686 <sup>78</sup> N/A <sup>79</sup>	N/A <sup>78</sup> N/A <sup>79</sup>	4 4

## C300

V6 3.0L 2996cc	272.947		7078	27078	N/A	6799 <sup>394</sup>	26799 <sup>394</sup>	9357	229357	N/A	6
V6 3.0L 2996cc Flex	272.947		7078	27078	N/A	6799 <sup>394</sup>	26799 <sup>394</sup>	9357	229357	N/A	6
V6 3.5L (Mex.)			N/S	N/S	N/A	N/S	N/S	9357	229357	N/A	

## C300 4MATIC

V6 3.0L 2996cc	272.948		7078	27078	N/A	6799 <sup>394</sup>	26799 <sup>394</sup>	9357	229357	N/A	6
V6 3.0L 2996cc Flex	272.948		7078	27078	N/A	6799 <sup>394</sup>	26799 <sup>394</sup>	9357	229357	N/A	6

## C350

V6 3.5L 3498cc	272.961		7078	27078	N/A	6799 <sup>394</sup>	26799 <sup>394</sup>	9357	229357	N/A	6
----------------	---------	--	------	-------	-----	---------------------	----------------------	------	--------	-----	---

## C63 AMG

V8 6.2L 6200cc 378 CID (Mex.)			N/S	N/S	N/A	N/S	N/S	9357	229357	N/A	
V8 6.3L 6208cc	156.985		7010	N/A	N/A	9504	N/A	9357	229357	N/A	6

## CL500

V8 4.6L 4663cc (Mex.)	273.923		7078	27078	N/A	N/A	N/A	4218	N/A	N/A	
-----------------------	---------	--	------	-------	-----	-----	-----	------	-----	-----	--

## CL550

V8 4.6L 4663cc Turbo	278.920		7059 100077	27059 2100077	N/A N/A	9704	N/A	4218	N/A	N/A	4
----------------------	---------	--	----------------	------------------	------------	------	-----	------	-----	-----	---

## CL600

V12 5.5L 5513cc 336 CID Turbo	275.953		7198	N/A	N/A	N/A	N/A	4218	N/A	N/A	4
-------------------------------	---------	--	------	-----	-----	-----	-----	------	-----	-----	---

## CL63 AMG

V8 5.5L 5461cc Turbo	157.980		100077	2100077	N/A	9704	N/A	4218	N/A	N/A	4
V8 6.3L 6208cc (Mex.)	156.980				N/A	9504	N/A	9357	229357	N/A	

## CL65 AMG

V12 6.0L 5980cc 365 CID Turbo	275.982		7198	N/A	N/A	N/A	N/A	4218	N/A	N/A	4
-------------------------------	---------	--	------	-----	-----	-----	-----	------	-----	-----	---

## CLS250

L4 2.1L 2143cc 131 CID Turbo Diesel (Mex.)	651.924					N/A	N/A	9357	229357	N/A	
---	---------	--	--	--	--	-----	-----	------	--------	-----	--

## CLS350

V6 3.0L 2987cc Turbo Diesel (Mex.)	642.853		7062	27062	N/A			9357	229357	N/A	
V6 3.5L 3498cc (Mex.)			7078	27078	N/A	N/A	N/A	N/A	N/A	N/A	

## CLS500

V8 4.6L 4663cc Turbo (Mex.)	278.922		7059	27059	N/A	9704	N/A	9357	229357	N/A	
-----------------------------	---------	--	------	-------	-----	------	-----	------	--------	-----	--

## CLS550

V8 5.5L 5461cc	273.960		7078	27078	N/A	6799 <sup>394</sup>	26799 <sup>394</sup>	4726 <sup>78</sup>	224726 <sup>78</sup>	N/A <sup>78</sup>	1
----------------	---------	--	------	-------	-----	---------------------	----------------------	--------------------	----------------------	-------------------	---

## CLS63 AMG

V8 6.3L 6208cc	156.983		7010	N/A	N/A	9504	N/A	4726	224726	N/A	1
----------------	---------	--	------	-----	-----	------	-----	------	--------	-----	---

## E300

V6 3.0L 2987cc Turbo Diesel (Mex.)	642.896		7078	27078	N/A	N/A	N/A	N/A	N/A	N/A	
------------------------------------	---------	--	------	-------	-----	-----	-----	-----	-----	-----	--

## E350

V6 3.5L 3498cc	272.980		7078	27078	N/A	6799 <sup>394</sup>	26799 <sup>394</sup>	9357	229357	N/A	1
	272.988		7078	27078	N/A	6799 <sup>394</sup>	26799 <sup>394</sup>	9357	229357	N/A	1

## E350 4MATIC

V6 3.5L 3498cc	272.977		7078	27078	N/A	6799 <sup>394</sup>	26799 <sup>394</sup>	9357	229357	N/A	1
----------------	---------	--	------	-------	-----	---------------------	----------------------	------	--------	-----	---

N/A = Not Available N/R = Not Required N/S = Not Servicable For cabin air locator chart, see pages 5-12 See pages 13-16 for footnotes

1) ProSelect - Normal Driving - Traditional Change Intervals 2) NAPA Gold - Severe Driving - OE Recommended intervals 3) NAPA Platinum - Harsh Driving - OE Recommend Intervals

N/A = Non disponible N/R = Non nécessaire N/S = Non réparable Voir le tableau des filtres et d'habitacle aux pages 5-12 Voir pages 13-16 pour des notes

1) NAPA ProSelect et Argent - Conduite normale - Intervalles normaux de remplacement 2) NAPA Or - Conduite difficile - Intervalles recommandés par FEO 3) NAPA Platine - Conduite très difficile - Intervalles recommandés par FEO

N/A = No disponible N/R = No requerido N/S = No Servicable Para el aire de la cabina y tabla de localización de filtro, consulte las páginas 5-12 Ver las páginas 13-16 para las notas al pie de página

1) NAPA ProSelect y Plata - Manejo normal - Intervalos normales de cambio 2) NAPA Oro - Manejo difícil - Intervalos recomendados por el OEM 3) NAPA Platino - Manejo muy difícil - Intervalos recomendados por el OEM

*Italicized Part Numbers May Not Be Available.*

Las piezas con números en *italicas* pueden no estar disponibles.  
Les numéros de pièce en *italiques* peuvent ne pas être disponibles.



Pass Car Light Truck - Oil - Air - Cabin

MERCEDES BENZ 2011

Year/Año/Année Model/Modelo/Modèle Engine/Motor/Moteur	Eng. Code Código de motor Code moteur	VIN NIV NIV	GOLD Oil Aceite Huile	ProSelect Oil Aceite Huile	Platinum Oil Aceite Huile	GOLD Air Aire Air	ProSelect Air Aire Air	GOLD Cabin Air Cabina Aire Cabine Air	ProSelect Cabin Air Cabina Aire Cabine Air	Platinum Cabin Air Cabina Aire Cabine Air	Loc. Cabin Air Cabina Aire Cabine Air
--	---	-------------------	--------------------------------	-------------------------------------	------------------------------------	----------------------------	---------------------------------	--	---	--	--

MERCEDES BENZ (Cont'd/Suite)

**2011** (Cont'd/Suite)

**E350 BLUETEC 4MATIC**

V6 3.0L 2987cc Turbo Diesel	642.850		7062	27062	N/A	2468	N/A	9357	229357	N/A	3
-----------------------------	---------	--	------	-------	-----	------	-----	------	--------	-----	---

**E500**

V8 5.5L 5461cc (Mex.)	273.971		7078	27078	N/A	N/A	N/A	9357	229357	N/A	
-----------------------	---------	--	------	-------	-----	-----	-----	------	--------	-----	--

**E550**

V8 5.5L 5461cc	273.966		7078	27078	N/A	6799 <sup>394</sup>	26799 <sup>394</sup>	9357	229357	N/A	1
	273.971		7078	27078	N/A	6799 <sup>394</sup>	26799 <sup>394</sup>	9357	229357	N/A	1

**E550 4MATIC**

V8 5.5L 5461cc	273.970		7078	27078	N/A	6799 <sup>394</sup>	26799 <sup>394</sup>	9357	229357	N/A	1
----------------	---------	--	------	-------	-----	---------------------	----------------------	------	--------	-----	---

**E63 AMG**

V8 6.3L 6208cc	156.985		7010	N/A	N/A	9504	N/A	4726	224726	N/A	1
----------------	---------	--	------	-----	-----	------	-----	------	--------	-----	---

**G500**

V8 5.5L 5461cc (Mex.)	273.971		7078	27078	N/A	N/A	N/A	N/A	N/A	N/A	
-----------------------	---------	--	------	-------	-----	-----	-----	-----	-----	-----	--

**G55 AMG**

V8 5.5L 5439cc 335 CID Super Charged	113.993		7078	27078	N/A	200899	N/A	239037 <sup>78</sup>	N/A <sup>78</sup>	N/A <sup>78</sup>	
--------------------------------------	---------	--	------	-------	-----	--------	-----	----------------------	-------------------	-------------------	--

**G550**

V8 5.5L 5461cc	273.963		7078	27078	N/A	200899	N/A	9376	229376	N/A	3
----------------	---------	--	------	-------	-----	--------	-----	------	--------	-----	---

**GL350 BLUETEC 4MATIC**

V6 3.0L 2987cc Turbo Diesel	642.820		7062	27062	N/A	2468	N/A	9376	229376	N/A	3
-----------------------------	---------	--	------	-------	-----	------	-----	------	--------	-----	---

**GL450**

V8 4.7L 4663CC 287CID			7078	27078	N/A	6799 <sup>394</sup>	26799 <sup>394</sup>	9376	229376	N/A	3
-----------------------	--	--	------	-------	-----	---------------------	----------------------	------	--------	-----	---

**GL550**

V8 5.5L 5461cc	273.963		7078	27078	N/A	6799 <sup>394</sup>	26799 <sup>394</sup>	9376	229376	N/A	3
----------------	---------	--	------	-------	-----	---------------------	----------------------	------	--------	-----	---

**GLK300**

V6 3.0L 2996cc (Mex.)	272.948		7078	27078	N/A	6799	26799	9357	229357	N/A	
-----------------------	---------	--	------	-------	-----	------	-------	------	--------	-----	--

**GLK350**

V6 3.5L 3498cc	272.991		7078	27078	N/A	6799 <sup>394</sup>	26799 <sup>394</sup>	9357	229357	N/A	6
----------------	---------	--	------	-------	-----	---------------------	----------------------	------	--------	-----	---

**GLK350 4MATIC**

V6 3.5L 3498cc	272.971		7078	27078	N/A	6799 <sup>394</sup>	26799 <sup>394</sup>	9357	229357	N/A	6
----------------	---------	--	------	-------	-----	---------------------	----------------------	------	--------	-----	---

**ML300**

V6 3.0L 2987cc Turbo Diesel (Mex.)	642.832		7062	27062	N/A	2468	N/A	9376	229376	N/A	
------------------------------------	---------	--	------	-------	-----	------	-----	------	--------	-----	--

**ML350**

V6 3.5L 3498cc	272.967		7078	27078	N/A	6799 <sup>394</sup>	26799 <sup>394</sup>	9376	229376	N/A	3
----------------	---------	--	------	-------	-----	---------------------	----------------------	------	--------	-----	---

**ML350 BLUETEC 4MATIC**

V6 3.0L 2987cc Turbo Diesel	642.820		7062	27062	N/A	2468	N/A	9376	229376	N/A	3
-----------------------------	---------	--	------	-------	-----	------	-----	------	--------	-----	---

**ML450 HYBRID**

V6 3.5L 3498cc Electric/Gas	272.973		7078	27078	N/A	6799 <sup>394</sup>	26799 <sup>394</sup>	9376	229376	N/A	3
-----------------------------	---------	--	------	-------	-----	---------------------	----------------------	------	--------	-----	---

**ML500**

V8 5.0L 4973cc (Mex.)	113.961		7078	27078	N/A	6799	26799	9376	229376	N/A	
-----------------------	---------	--	------	-------	-----	------	-------	------	--------	-----	--

**ML550**

V8 5.5L 5461cc	273.963		7078	27078	N/A	6799 <sup>394</sup>	26799 <sup>394</sup>	9376	229376	N/A	3
----------------	---------	--	------	-------	-----	---------------------	----------------------	------	--------	-----	---

**ML63 AMG**

V8 6.3L 6208cc	156.980		7010	N/A	N/A	9504	N/A	9376	229376	N/A	3
----------------	---------	--	------	-----	-----	------	-----	------	--------	-----	---

**R300**

V6 3.0L 2987cc Turbo Diesel (Mex.)	642.950		7062	27062	N/A	2468	N/A	9376	229376	N/A	
V6 3.0L 2996cc (Mex.)	272.945		7078	27078	N/A	6799	26799	9376	229376	N/A	

**R350**

V6 3.5L 3498cc	272.967		7078	27078	N/A	6799 <sup>394</sup>	26799 <sup>394</sup>	9376	229376	N/A	3
----------------	---------	--	------	-------	-----	---------------------	----------------------	------	--------	-----	---

N/A = Not Available N/R = Not Required N/S = Not Servicable For cabin air locator chart, see pages 5-12 See pages 13-16 for footnotes

1) ProSelect - Normal Driving - Traditional Change Intervals 2) NAPA Gold - Severe Driving - OE Recommended intervals 3) NAPA Platinum - Harsh Driving - OE Recommend Intervals

N/A = Non disponible N/R = Non nécessaire N/S = Non réparable Voir le tableau des filtres et d'habitacle aux pages 5-12 Voir pages 13-16 pour des notes

1) NAPA ProSelect et Argent - Conduite normale - Intervalles normaux de remplacement 2) NAPA Or - Conduite difficile - Intervalles recommandés par FEO 3) NAPA Platine - Conduite très difficile - Intervalles recommandés par FEO

N/A = No disponible N/R = No requerido N/S = No Servicable Para el aire de la cabina y tabla de localización de filtro, consulte las páginas 5-12 Ver las páginas 13-16 para las notas al pie de página

1) NAPA ProSelect y Plata - Manejo normal - Intervalles normales de cambio 2) NAPA Oro - Manejo difícil - Intervalles recomendados por el OEM 3) NAPA Platino - Manejo muy difícil - Intervalles recomendados por el OEM

*Italicized Part Numbers May Not Be Available.*

Las piezas con números en *italicas* pueden no estar disponibles.

Les numéros de pièce en *italiques* peuvent ne pas être disponibles.

P  
a  
s  
s  
C  
a  
r  
L  
i  
g  
h  
t  
T  
r  
u  
c  
k  
O  
i  
l  
-  
A  
i  
r  
-  
C  
a  
b  
i  
n



MERCEDES BENZ 2011

Pass Car Light Truck - Oil - Air - Cabin

Year/Año/Année Model/Modelo/Modèle Engine/Motor/Moteur	Eng. Code Código de motor Code moteur	VIN NIV NIV	GOLD Oil Aceite Huile	ProSelect Oil Aceite Huile	Platinum Oil Aceite Huile	GOLD Air Aire Air	ProSelect Air Aire Air	GOLD Cabin Air Cabina Aire Cabine Air	ProSelect Cabin Air Cabina Aire Cabine Air	Platinum Cabin Air Cabina Aire Cabine Air	Loc. Cabin Air Cabina Aire Cabine Air
--	---	-------------------	--------------------------------	-------------------------------------	------------------------------------	----------------------------	---------------------------------	--	---	--	--

MERCEDES BENZ (Cont'd/Suite)

**2011** (Cont'd/Suite)

**R350 BLUETEC 4MATIC**

V6 3.0L 2987cc Turbo Diesel	642.870		7062	27062	N/A	2468	N/A	9376	229376	N/A	3
-----------------------------	---------	--	------	-------	-----	------	-----	------	--------	-----	---

**R500**

V8 5.5L 5461cc (Mex.)	273.963		7038	27038	N/A	6799	26799	9376	229376	N/A	
-----------------------	---------	--	------	-------	-----	------	-------	------	--------	-----	--

**S350**

V6 3.5L 3498cc (Mex.)	272.965		7078	27078	N/A	6799	26799	4218	N/A	N/A	
-----------------------	---------	--	------	-------	-----	------	-------	------	-----	-----	--

**S400 HYBRID**

V6 3.5L 3498cc Electric/Gas	272.974		7078	27078	N/A	6799 <sup>394</sup>	26799 <sup>394</sup>	4218	N/A	N/A	4
-----------------------------	---------	--	------	-------	-----	---------------------	----------------------	------	-----	-----	---

**S450**

V8 4.6L 4663cc	273.923		7078	27078	N/A	6799	26799	4218	N/A	N/A	
----------------	---------	--	------	-------	-----	------	-------	------	-----	-----	--

**S550**

V8 5.5L 5461cc	273.961		7078	27078	N/A	6799 <sup>394</sup>	26799 <sup>394</sup>	4218	N/A	N/A	4
----------------	---------	--	------	-------	-----	---------------------	----------------------	------	-----	-----	---

**S550 4MATIC**

V8 5.5L 5461cc	273.968		7078	27078	N/A	6799	26799	4218	N/A	N/A	4
----------------	---------	--	------	-------	-----	------	-------	------	-----	-----	---

**S600**

V12 5.5L 5513cc 336 CID Turbo	275.953		7198	N/A	N/A	N/A	N/A	4218	N/A	N/A	4
-------------------------------	---------	--	------	-----	-----	-----	-----	------	-----	-----	---

**S63 AMG**

V8 5.5L 5461cc Turbo	157.980		100077	2100077	N/A	9704	N/A	4218	N/A	N/A	4
----------------------	---------	--	--------	---------	-----	------	-----	------	-----	-----	---

V8 6.3L 6208cc (Mex.)	156.984		7010	N/A	N/A	9504	N/A	4218	N/A	N/A	
-----------------------	---------	--	------	-----	-----	------	-----	------	-----	-----	--

**S65 AMG**

V12 6.0L 5980cc 365 CID Turbo	275.982		7198	N/A	N/A	N/A	N/A	4218	N/A	N/A	4
-------------------------------	---------	--	------	-----	-----	-----	-----	------	-----	-----	---

**SL300**

V6 3.0L 2996cc (Mex.)	272.949		7078	27078	N/A	6799	26799	9356	N/A	N/A	
-----------------------	---------	--	------	-------	-----	------	-------	------	-----	-----	--

**SL350**

V6 3.5L 3498cc (Mex.)	272.968		7078	27078	N/A	6799	26799	9356	N/A	N/A	
-----------------------	---------	--	------	-------	-----	------	-------	------	-----	-----	--

**SL500**

V8 5.5L 5461cc (Mex.)	273.971		7078	27078	N/A			N/A	N/A	N/A	
-----------------------	---------	--	------	-------	-----	--	--	-----	-----	-----	--

**SL550**

V8 5.5L 5461cc	273.965		7078	27078	N/A	6799 <sup>394</sup>	26799 <sup>394</sup>	9356	N/A	N/A	4
----------------	---------	--	------	-------	-----	---------------------	----------------------	------	-----	-----	---

**SL600**

V12 5.5L 5513cc 336 CID Turbo	275.954		7198	N/A	N/A	N/A	N/A	9356	N/A	N/A	4
-------------------------------	---------	--	------	-----	-----	-----	-----	------	-----	-----	---

**SL63 AMG**

V8 6.3L 6208cc	156.981		7010	N/A	N/A	9504	N/A	9356	N/A	N/A	4
----------------	---------	--	------	-----	-----	------	-----	------	-----	-----	---

**SL65 AMG**

V12 6.0L 5980cc 365 CID Turbo	275.981		7198	N/A	N/A	N/A	N/A	9356	N/A	N/A	4
-------------------------------	---------	--	------	-----	-----	-----	-----	------	-----	-----	---

**SLK200**

L4 1.8L 1796cc (Mex.)			7009	27009	N/A	9214	N/A	9373	N/A	N/A	
-----------------------	--	--	------	-------	-----	------	-----	------	-----	-----	--

**SLK300**

V6 3.0L 2996cc	272.942		7078	27078	N/A	6799 <sup>394</sup>	26799 <sup>394</sup>	9373	N/A	N/A	6
----------------	---------	--	------	-------	-----	---------------------	----------------------	------	-----	-----	---

**SLK350**

V6 3.5L 3498cc	272.969		7078	27078	N/A	6799 <sup>394</sup>	26799 <sup>394</sup>	9373	N/A	N/A	4
----------------	---------	--	------	-------	-----	---------------------	----------------------	------	-----	-----	---

**SLK55 AMG**

V8 5.5L 5439cc	113.989		7049	N/A	N/A	6799 <sup>394</sup>	26799 <sup>394</sup>	9373	N/A	N/A	4
----------------	---------	--	------	-----	-----	---------------------	----------------------	------	-----	-----	---

**SLS AMG**

V8 6.2L 6208cc	159.980		7010	N/A	N/A	N/A	N/A	9357	229357	N/A	4
----------------	---------	--	------	-----	-----	-----	-----	------	--------	-----	---

**SPRINTER VAN**

L4 2.1L 2148CC DOHC 16 Valve Turbo Diesel (Mex.)			7038	27038	N/A	9876	29876	9366	N/A	N/A	
--	--	--	------	-------	-----	------	-------	------	-----	-----	--

V6 3.0L 2987cc Turbo Diesel	642.898		7062	27062	N/A	9876	29876	9366 N/A	N/A N/A	N/A N/A	3 3
-----------------------------	---------	--	------	-------	-----	------	-------	-------------	------------	------------	--------

N/A = Not Available N/R = Not Required N/S = Not Servicable For cabin air locator chart, see pages 5-12 See pages 13-16 for footnotes

1) ProSelect - Normal Driving - Traditional Change Intervals 2) NAPA Gold - Severe Driving - OE Recommended intervals 3) NAPA Platinum - Harsh Driving - OE Recommend Intervals

N/A = Non disponible N/R = Non nécessaire N/S = Non réparable Voir le tableau des filtres et d'habitacle aux pages 5-12 Voir pages 13-16 pour des notes

1) NAPA ProSelect et Argent - Conduite normale - Intervalles normaux de remplacement 2) NAPA Or - Conduite difficile - Intervalles recommandés par FEO 3) NAPA Platine - Conduite très difficile - Intervalles recommandés par FEO

N/A = No disponible N/R = No requerido N/S = No Servicable Para el aire de la cabina y tabla de localización de filtro, consulte las páginas 5-12 Ver las páginas 13-16 para las notas al pie de página

1) NAPA ProSelect y Plata - Manejo normal - Intervalos normales de cambio 2) NAPA Oro - Manejo difícil - Intervalos recomendados por el OEM 3) NAPA Platino - Manejo muy difícil - Intervalos recomendados por el OEM

*Italicized Part Numbers May Not Be Available.*

Las piezas con números en *italicas* pueden no estar disponibles.  
Les numéros de pièce en *italiques* peuvent ne pas être disponibles.



Pass Car Light Truck - Oil - Air - Cabin

MERCEDES BENZ 2011-2010

Year/Año/Année Model/Modelo/Modèle Engine/Motor/Moteur	Eng. Code Código de motor Code moteur	VIN NIV NIV	GOLD Oil Aceite Huile	ProSelect Oil Aceite Huile	Platinum Oil Aceite Huile	GOLD Air Aire Air	ProSelect Air Aire Air	GOLD Cabin Air Cabina Aire Cabine Air	ProSelect Cabin Air Cabina Aire Cabine Air	Platinum Cabin Air Cabina Aire Cabine Air	Loc. Cabin Air Cabina Aire Cabine Air
--	---	-------------------	--------------------------------	-------------------------------------	------------------------------------	----------------------------	---------------------------------	--	---	--	--

MERCEDES BENZ (Cont'd/Suite)

**2011** (Cont'd/Suite)

VITO

L4 2.1L 2148CC DOHC 16 Valve Turbo Diesel (Mex.)			7038	27038	N/A	209420	N/A	559222	N/A	N/A	
---	--	--	------	-------	-----	--------	-----	--------	-----	-----	--

**2010**

B200

L4 2.0L			1009	N/A	N/A	9024	N/A	N/A	N/A	N/A	
L4 2.0L Turbo			1009	N/A	N/A	9024	N/A	N/A	N/A	N/A	

C 200 KOMPRESSOR

L4 1.8L 1796cc (Mex.)			7009	27009	N/A			N/A	N/A	N/A	
-----------------------	--	--	------	-------	-----	--	--	-----	-----	-----	--

C250

V6 2.5L 2496cc	272.92		7078	27078	N/A	6799 <sup>394</sup>	26799 <sup>394</sup>	4686 <sup>78</sup> 4118 <sup>79</sup>	224686 <sup>78</sup> N/A <sup>79</sup>	N/A <sup>78</sup> N/A <sup>79</sup>	4 4
----------------	--------	--	------	-------	-----	---------------------	----------------------	--	---	--	--------

C300

V6 3.0L 2996cc Flex	272.947		7078	27078	N/A	6799 <sup>394</sup>	26799 <sup>394</sup>	9357	229357	N/A	6
V6 3.5L (Mex.)			N/S	N/S	N/A	N/S	N/S	9357	229357	N/A	

C300 4MATIC

V6 3.0L 2996cc	272.948		7078	27078	N/A	6799 <sup>394</sup>	26799 <sup>394</sup>	9357	229357	N/A	6
V6 3.0L 2996cc Flex	272.948		7078	27078	N/A	6799 <sup>394</sup>	26799 <sup>394</sup>	9357	229357	N/A	6

C350

V6 3.5L 3498cc	272.961		7078	27078	N/A	6799 <sup>394</sup>	26799 <sup>394</sup>	9357	229357	N/A	6
----------------	---------	--	------	-------	-----	---------------------	----------------------	------	--------	-----	---

C63 AMG

V8 6.2L 6200cc 378 CID (Mex.)			N/S	N/S	N/A	N/S	N/S	9357	229357	N/A	
V8 6.3L 6208cc	156.985		7010	N/A	N/A	9504	N/A	9357	229357	N/A	6

CL500

V8 5.5L 5461cc (Mex.)	273.971		7078	27078	N/A	N/A	N/A	4218	N/A	N/A	
-----------------------	---------	--	------	-------	-----	-----	-----	------	-----	-----	--

CL550

V8 5.5L 5461cc	273.968		7078	27078	N/A	6799 <sup>394</sup>	26799 <sup>394</sup>	4218	N/A	N/A	4
----------------	---------	--	------	-------	-----	---------------------	----------------------	------	-----	-----	---

CL600

V12 5.5L 5513cc 336 CID Turbo	275.953		7198	N/A	N/A	N/A	N/A	4218	N/A	N/A	4
-------------------------------	---------	--	------	-----	-----	-----	-----	------	-----	-----	---

CL63 AMG

V8 6.3L 6208cc	156.984		7010	N/A	N/A	9504	N/A	4218	N/A	N/A	4
----------------	---------	--	------	-----	-----	------	-----	------	-----	-----	---

CL65 AMG

V12 6.0L 5980cc 365 CID Turbo	275.982		7198	N/A	N/A	N/A	N/A	4218	N/A	N/A	4
-------------------------------	---------	--	------	-----	-----	-----	-----	------	-----	-----	---

CLK500

V8 5.5L 5461cc (Mex.)	273.971		7078	27078	N/A	N/A	N/A	N/A	N/A	N/A	
-----------------------	---------	--	------	-------	-----	-----	-----	-----	-----	-----	--

CLS550

V8 5.5L 5461cc	273.960		7078	27078	N/A	6799 <sup>394</sup>	26799 <sup>394</sup>	4726 <sup>78</sup>	224726 <sup>78</sup>	N/A <sup>78</sup>	1
----------------	---------	--	------	-------	-----	---------------------	----------------------	--------------------	----------------------	-------------------	---

CLS63 AMG

V8 6.3L 6208cc	156.983		7010	N/A	N/A	9504	N/A	4726 <sup>78</sup>	224726 <sup>78</sup>	N/A <sup>78</sup>	1
----------------	---------	--	------	-----	-----	------	-----	--------------------	----------------------	-------------------	---

E350

V6 3.5L 3498cc	272.980		7078	27078	N/A	6799 <sup>394</sup>	26799 <sup>394</sup>	9357	229357	N/A	1
	272.988		7078	27078	N/A	6799 <sup>394</sup>	26799 <sup>394</sup>	9357	229357	N/A	1

E350 4MATIC

V6 3.5L 3498cc	272.977		7078	27078	N/A	6799 <sup>394</sup>	26799 <sup>394</sup>	9357	229357	N/A	1
----------------	---------	--	------	-------	-----	---------------------	----------------------	------	--------	-----	---

E550

V8 5.5L 5461cc	273.966		7078	27078	N/A	6799 <sup>394</sup>	26799 <sup>394</sup>	9357	229357	N/A	1
	273.971		7078	27078	N/A	6799 <sup>394</sup>	26799 <sup>394</sup>	9357	229357	N/A	1

E550 4MATIC

V8 5.5L 5461cc	273.970		7078	27078	N/A	6799 <sup>394</sup>	26799 <sup>394</sup>	9357	229357	N/A	1
----------------	---------	--	------	-------	-----	---------------------	----------------------	------	--------	-----	---

N/A = Not Available N/R = Not Required N/S = Not Servicable For cabin air locator chart, see pages 5-12 See pages 13-16 for footnotes

1) ProSelect - Normal Driving - Traditional Change Intervals 2) NAPA Gold - Severe Driving - OE Recommended intervals 3) NAPA Platinum - Harsh Driving - OE Recommend Intervals

N/A = Non disponible N/R = Non nécessaire N/S = Non réparable Voir le tableau des filtres et d'habitacle aux pages 5-12 Voir pages 13-16 pour des notes

1) NAPA ProSelect et Argent - Conduite normale - Intervalles normaux de remplacement 2) NAPA Or - Conduite difficile - Intervalles recommandés par FEO 3) NAPA Platine - Conduite très difficile - Intervalles recommandés par FEO

N/A = No disponible N/R = No requerido N/S = No Servicable Para el aire de la cabina y tabla de localización de filtro, consulte las páginas 5-12 Ver las páginas 13-16 para las notas al pie de página

1) NAPA ProSelect y Plata - Manejo normal - Intervalos normales de cambio 2) NAPA Oro - Manejo difícil - Intervalos recomendados por el OEM 3) NAPA Platino - Manejo muy difícil - Intervalos recomendados por el OEM

*Italicized Part Numbers May Not Be Available.*

Las piezas con números en *italicas* pueden no estar disponibles.

Les numéros de pièce en *italiques* peuvent ne pas être disponibles.

P  
a  
s  
s  
C  
a  
r  
L  
i  
g  
h  
t  
T  
r  
u  
c  
k  
O  
i  
l  
-  
A  
i  
r  
-  
C  
a  
b  
i  
n





## MERCEDES BENZ 2010

## Pass Car Light Truck - Oil - Air - Cabin

Year/Año/Année Model/Modelo/Modelé Engine/Motor/Moteur	Eng. Code Código de motor Code moteur	VIN NIV NIV	GOLD Oil Aceite Huile	ProSelect Oil Aceite Huile	Platinum Oil Aceite Huile	GOLD Air Aire Air	ProSelect Air Aire Air	GOLD Cabin Air Cabina Aire Cabine Air	ProSelect Cabin Air Cabina Aire Cabine Air	Platinum Cabin Air Cabina Aire Cabine Air	Loc. Cabin Air Cabina Aire Cabine Air
--	---	-------------------	--------------------------------	-------------------------------------	------------------------------------	----------------------------	---------------------------------	--	---	--	--

## MERCEDES BENZ (Cont'd/Suite)

**2010** (Cont'd/Suite)**E63 AMG**

V8 6.3L 6208cc	156.985	7010	N/A	N/A	9504	N/A	4726	224726	N/A	1
----------------	---------	------	-----	-----	------	-----	------	--------	-----	---

**G55 AMG**

V8 5.5L 5439cc 335 CID Super Charged	113.993	7078	27078	N/A	200899	N/A	239037 <sup>78</sup>	N/A <sup>78</sup>	N/A <sup>78</sup>	
--------------------------------------	---------	------	-------	-----	--------	-----	----------------------	-------------------	-------------------	--

**G550**

V8 5.5L 5461cc	273.963	7078	27078	N/A	200899	N/A	9376	229376	N/A	3
----------------	---------	------	-------	-----	--------	-----	------	--------	-----	---

**GL350 BLUETEC 4MATIC**

V6 3.0L 2987cc Turbo Diesel	642.820	7062	27062	N/A	2468	N/A	9376	229376	N/A	3
-----------------------------	---------	------	-------	-----	------	-----	------	--------	-----	---

**GL450**

V8 4.7L 4663CC 287CID		7078	27078	N/A	6799 <sup>394</sup>	26799 <sup>394</sup>	9376	229376	N/A	3
-----------------------	--	------	-------	-----	---------------------	----------------------	------	--------	-----	---

**GL550**

V8 5.5L 5461cc	273.963	7078	27078	N/A	6799 <sup>394</sup>	26799 <sup>394</sup>	9376	229376	N/A	3
----------------	---------	------	-------	-----	---------------------	----------------------	------	--------	-----	---

**GLK300**

V6 3.0L 2996cc (Mex.)	272.948	7078	27078	N/A	6799	26799	9357	229357	N/A	
-----------------------	---------	------	-------	-----	------	-------	------	--------	-----	--

**GLK350**

V6 3.5L 3498cc	272.991	7078	27078	N/A	6799 <sup>394</sup>	26799 <sup>394</sup>	9357	229357	N/A	6
----------------	---------	------	-------	-----	---------------------	----------------------	------	--------	-----	---

**GLK350 4MATIC**

V6 3.5L 3498cc	272.971	7078	27078	N/A	6799 <sup>394</sup>	26799 <sup>394</sup>	9357	229357	N/A	6
----------------	---------	------	-------	-----	---------------------	----------------------	------	--------	-----	---

**ML350**

V6 3.5L 3498cc	272.967	7078	27078	N/A	6799 <sup>394</sup>	26799 <sup>394</sup>	9376	229376	N/A	3
----------------	---------	------	-------	-----	---------------------	----------------------	------	--------	-----	---

**ML350 BLUETEC 4MATIC**

V6 3.0L 2987cc Turbo Diesel	642.820	7062	27062	N/A	2468	N/A	9376	229376	N/A	3
-----------------------------	---------	------	-------	-----	------	-----	------	--------	-----	---

**ML450 HYBRID**

V6 3.5L 3498cc Electric/Gas	272.973	7078	27078	N/A	6799 <sup>394</sup>	26799 <sup>394</sup>	9376	229376	N/A	3
-----------------------------	---------	------	-------	-----	---------------------	----------------------	------	--------	-----	---

**ML550**

V8 5.5L 5461cc	273.963	7078	27078	N/A	6799 <sup>394</sup>	26799 <sup>394</sup>	9376	229376	N/A	3
----------------	---------	------	-------	-----	---------------------	----------------------	------	--------	-----	---

**ML63 AMG**

V8 6.3L 6208cc	156.980	7010	N/A	N/A	9504	N/A	9376	229376	N/A	3
----------------	---------	------	-----	-----	------	-----	------	--------	-----	---

**R350**

V6 3.5L 3498cc	272.967	7078	27078	N/A	6799 <sup>394</sup>	26799 <sup>394</sup>	9376	229376	N/A	3
----------------	---------	------	-------	-----	---------------------	----------------------	------	--------	-----	---

**R350 BLUETEC 4MATIC**

V6 3.0L 2987cc Turbo Diesel	642.870	7062	27062	N/A	2468	N/A	9376	229376	N/A	3
-----------------------------	---------	------	-------	-----	------	-----	------	--------	-----	---

**S400 HYBRID**

V6 3.5L 3498cc Electric/Gas	272.974	7078	27078	N/A	6799 <sup>394</sup>	26799 <sup>394</sup>	4218	N/A	N/A	4
-----------------------------	---------	------	-------	-----	---------------------	----------------------	------	-----	-----	---

**S450**

V8 4.6L 4663cc	273.923	7078	27078	N/A	6799	26799	4218	N/A	N/A	
----------------	---------	------	-------	-----	------	-------	------	-----	-----	--

**S550**

V8 5.5L 5461cc	273.961	7078	27078	N/A	6799 <sup>394</sup>	26799 <sup>394</sup>	4218	N/A	N/A	4
----------------	---------	------	-------	-----	---------------------	----------------------	------	-----	-----	---

**S550 4MATIC**

V8 5.5L 5461cc	273.968	7078	27078	N/A	6799	26799	4218	N/A	N/A	4
----------------	---------	------	-------	-----	------	-------	------	-----	-----	---

**S600**

V12 5.5L 5513cc 336 CID Turbo	275.953	7198	N/A	N/A	N/A	N/A	4218	N/A	N/A	4
-------------------------------	---------	------	-----	-----	-----	-----	------	-----	-----	---

**S63 AMG**

V8 6.3L 6208cc	156.984	7010	N/A	N/A	9504	N/A	4218	N/A	N/A	4
----------------	---------	------	-----	-----	------	-----	------	-----	-----	---

**S65 AMG**

V12 6.0L 5980cc 365 CID Turbo	275.982	7198	N/A	N/A	N/A	N/A	4218	N/A	N/A	4
-------------------------------	---------	------	-----	-----	-----	-----	------	-----	-----	---

**SL550**

V8 5.5L 5461cc	273.965	7078	27078	N/A	6799 <sup>394</sup>	26799 <sup>394</sup>	9356	N/A	N/A	4
----------------	---------	------	-------	-----	---------------------	----------------------	------	-----	-----	---

N/A = Not Available N/R = Not Required N/S = Not Servicable For cabin air locator chart, see pages 5-12 See pages 13-16 for footnotes

1) ProSelect - Normal Driving - Traditional Change Intervals 2) NAPA Gold - Severe Driving - OE Recommended intervals 3) NAPA Platinum - Harsh Driving - OE Recommend Intervals

N/A = Non disponible N/R = Non nécessaire N/S = Non réparable Voir le tableau des filtres et d'habitacle aux pages 5-12 Voir pages 13-16 pour des notes

1) NAPA ProSelect et Argent - Conduite normale - Intervalles normaux de remplacement 2) NAPA Or - Conduite difficile - Intervalles recommandés par FEO 3) NAPA Platine - Conduite très difficile - Intervalles recommandés par FEO

N/A = No disponible N/R = No requerido N/S = No Servicable Para el aire de la cabina y tabla de localización de filtro, consulte las páginas 5-12 Ver las páginas 13-16 para las notas al pie de página

1) NAPA ProSelect y Plata - Manejo normal - Intervalos normales de cambio 2) NAPA Oro - Manejo difícil - Intervalos recomendados por el OEM 3) NAPA Platino - Manejo muy difícil - Intervalos recomendados por el OEM

*Italicized Part Numbers May Not Be Available.*

Las piezas con números en *italicas* pueden no estar disponibles.  
Les numéros de pièce en *italiques* peuvent ne pas être disponibles.



Pass Car Light Truck - Oil - Air - Cabin

MERCEDES BENZ 2010-2009

Year/Año/Année Model/Modelo/Modèle Engine/Motor/Moteur	Eng. Code Código de motor Code moteur	VIN NIV NIV	GOLD Oil Aceite Huile	ProSelect Oil Aceite Huile	Platinum Oil Aceite Huile	GOLD Air Aire Air	ProSelect Air Aire Air	GOLD Cabin Air Cabina Aire Cabine Air	ProSelect Cabin Air Cabina Aire Cabine Air	Platinum Cabin Air Cabina Aire Cabine Air	Loc. Cabin Air Cabina Aire Cabine Air
--	---	-------------------	--------------------------------	-------------------------------------	------------------------------------	----------------------------	---------------------------------	--	---	--	--

MERCEDES BENZ (Cont'd/Suite)

**2010** (Cont'd/Suite)

**SL600**

V12 5.5L 5513cc 336 CID Turbo	275.954		7198	N/A	N/A	N/A	N/A	9356	N/A	N/A	4
-------------------------------	---------	--	------	-----	-----	-----	-----	------	-----	-----	---

**SL63 AMG**

V8 6.3L 6208cc	156.981		7010	N/A	N/A	9504	N/A	9356	N/A	N/A	4
----------------	---------	--	------	-----	-----	------	-----	------	-----	-----	---

**SL65 AMG**

V12 6.0L 5980cc 365 CID Turbo	275.981		7198	N/A	N/A	N/A	N/A	9356	N/A	N/A	4
-------------------------------	---------	--	------	-----	-----	-----	-----	------	-----	-----	---

**SLK300**

V6 3.0L 2996cc	272.942		7078	27078	N/A	6799 <sup>394</sup>	26799 <sup>394</sup>	9373	N/A	N/A	6
----------------	---------	--	------	-------	-----	---------------------	----------------------	------	-----	-----	---

**SLK350**

V6 3.5L 3498cc	272.969		7078	27078	N/A	6799 <sup>394</sup>	26799 <sup>394</sup>	9373	N/A	N/A	4
----------------	---------	--	------	-------	-----	---------------------	----------------------	------	-----	-----	---

**SLK55 AMG**

V8 5.5L 5439cc	113.989		7049	N/A	N/A	6799 <sup>394</sup>	26799 <sup>394</sup>	9373	N/A	N/A	4
----------------	---------	--	------	-----	-----	---------------------	----------------------	------	-----	-----	---

**SPRINTER VAN**

L4 2.1L 2148CC DOHC 16 Valve Turbo Diesel (Mex.)			7038	27038	N/A	9876	29876	9366	N/A	N/A	
--	--	--	------	-------	-----	------	-------	------	-----	-----	--

V6 3.0L 2987cc Turbo Diesel	642.898		7062	27062	N/A	9876	29876	9366	N/A	N/A	3
-----------------------------	---------	--	------	-------	-----	------	-------	------	-----	-----	---

**VITO**

L4 2.1L 2148CC DOHC 16 Valve Turbo Diesel (Mex.)			7038	27038	N/A	209420	N/A	559222	N/A	N/A	
--	--	--	------	-------	-----	--------	-----	--------	-----	-----	--

**2009**

**B200**

L4 2.0L			1009	N/A	N/A	9024	N/A	N/A	N/A	N/A	
---------	--	--	------	-----	-----	------	-----	-----	-----	-----	--

L4 2.0L Turbo			1009	N/A	N/A	9024	N/A	N/A	N/A	N/A	
---------------	--	--	------	-----	-----	------	-----	-----	-----	-----	--

**C230**

V6 2.5L 2496cc	272.92		7078	27078	N/A	6799 <sup>394</sup>	26799 <sup>394</sup>	9357	229357	N/A	4
----------------	--------	--	------	-------	-----	---------------------	----------------------	------	--------	-----	---

**C300**

V6 3.0L 2996cc	272.947		7078	27078	N/A	6799 <sup>394</sup>	26799 <sup>394</sup>	9357	229357	N/A	6
----------------	---------	--	------	-------	-----	---------------------	----------------------	------	--------	-----	---

V6 3.0L 2996cc Flex	272.947		7078	27078	N/A	6799 <sup>394</sup>	26799 <sup>394</sup>	9357	229357	N/A	6
---------------------	---------	--	------	-------	-----	---------------------	----------------------	------	--------	-----	---

**C300 4MATIC**

V6 3.0L 2996cc	272.948		7078	27078	N/A	6799 <sup>394</sup>	26799 <sup>394</sup>	9357	229357	N/A	6
----------------	---------	--	------	-------	-----	---------------------	----------------------	------	--------	-----	---

V6 3.0L 2996cc Flex	272.948		7078	27078	N/A	6799 <sup>394</sup>	26799 <sup>394</sup>	9357	229357	N/A	6
---------------------	---------	--	------	-------	-----	---------------------	----------------------	------	--------	-----	---

**C350**

V6 3.5L 3498cc	272.961		7078	27078	N/A	6799 <sup>394</sup>	26799 <sup>394</sup>	9357	229357	N/A	6
----------------	---------	--	------	-------	-----	---------------------	----------------------	------	--------	-----	---

**C63 AMG**

V8 6.2L 6200cc 378 CID (Mex.)			N/S	N/S	N/A	N/S	N/S	9357	229357	N/A	
-------------------------------	--	--	-----	-----	-----	-----	-----	------	--------	-----	--

V8 6.3L 6208cc	156.985		7010	N/A	N/A	9504	N/A	9357	229357	N/A	6
----------------	---------	--	------	-----	-----	------	-----	------	--------	-----	---

**CL550**

V8 5.5L 5461cc	273.968		7078	27078	N/A	6799 <sup>394</sup>	26799 <sup>394</sup>	4218	N/A	N/A	4
----------------	---------	--	------	-------	-----	---------------------	----------------------	------	-----	-----	---

**CL600**

V12 5.5L 5513cc 336 CID Turbo	275.953		7198	N/A	N/A	N/A	N/A	4218	N/A	N/A	4
-------------------------------	---------	--	------	-----	-----	-----	-----	------	-----	-----	---

**CL63 AMG**

V8 6.3L 6208cc	156.984		7010	N/A	N/A	9504	N/A	4218	N/A	N/A	4
----------------	---------	--	------	-----	-----	------	-----	------	-----	-----	---

**CL65 AMG**

V12 6.0L 5980cc 365 CID Turbo	275.982		7198	N/A	N/A	N/A	N/A	4218	N/A	N/A	4
-------------------------------	---------	--	------	-----	-----	-----	-----	------	-----	-----	---

**CLK350**

V6 3.5L 3498cc	272.960		7078	27078	N/A	6799 <sup>394</sup>	26799 <sup>394</sup>	4686 <sup>78</sup> 4118 <sup>79</sup>	224686 <sup>78</sup> N/A <sup>79</sup>	N/A <sup>78</sup> N/A <sup>79</sup>	4 4
----------------	---------	--	------	-------	-----	---------------------	----------------------	--	---	--	--------

**CLK550**

V8 5.5L 5461cc	273.967		7078	27078	N/A	6799 <sup>394</sup>	26799 <sup>394</sup>	4686 <sup>78</sup> 4118 <sup>79</sup>	224686 <sup>78</sup> N/A <sup>79</sup>	N/A <sup>78</sup> N/A <sup>79</sup>	4 4
----------------	---------	--	------	-------	-----	---------------------	----------------------	--	---	--	--------

N/A = Not Available N/R = Not Required N/S = Not Servicable For cabin air locator chart, see pages 5-12 See pages 13-16 for footnotes

1) ProSelect - Normal Driving - Traditional Change Intervals 2) NAPA Gold - Severe Driving - OE Recommended intervals 3) NAPA Platinum - Harsh Driving - OE Recommend Intervals

N/A = Non disponible N/R = Non nécessaire N/S = Non réparable Voir le tableau des filtres et d'habitacle aux pages 5-12 Voir pages 13-16 pour des notes

1) NAPA ProSelect et Argent - Conduite normale - Intervalles normaux de remplacement 2) NAPA Or - Conduite difficile - Intervalles recommandés par FEO 3) NAPA Platine - Conduite très difficile - Intervalles recommandés par FEO

N/A = No disponible N/R = No requerido N/S = No Servicable Para el aire de la cabina y tabla de localización de filtro, consulte las páginas 5-12 Ver las páginas 13-16 para las notas al pie de página

1) NAPA ProSelect y Plata - Manejo normal - Intervalos normales de cambio 2) NAPA Oro - Manejo difícil - Intervalos recomendados por el OEM 3) NAPA Platino - Manejo muy difícil - Intervalos recomendados por el OEM

*Italicized Part Numbers May Not Be Available.*

Las piezas con números en *italicas* pueden no estar disponibles.

Les numéros de pièce en *italiques* peuvent ne pas être disponibles.

P  
a  
s  
s  
C  
a  
r  
L  
i  
g  
h  
t  
T  
r  
u  
c  
k  
O  
i  
l  
-  
A  
i  
r  
-  
C  
a  
b  
i  
n



MERCEDES BENZ 2009

Pass Car Light Truck - Oil - Air - Cabin

Year/Año/Année Model/Modelo/Modèle Engine/Motor/Moteur	Eng. Code Código de motor Code moteur	VIN NIV NIV	GOLD Oil Aceite Huile	ProSelect Oil Aceite Huile	Platinum Oil Aceite Huile	GOLD Air Aire Air	ProSelect Air Aire Air	GOLD Cabin Air Cabina Aire Cabine Air	ProSelect Cabin Air Cabina Aire Cabine Air	Platinum Cabin Air Cabina Aire Cabine Air	Loc. Cabin Air Cabina Aire Cabine Air
--	---	-------------------	--------------------------------	-------------------------------------	------------------------------------	----------------------------	---------------------------------	--	---	--	--

MERCEDES BENZ (Cont'd/Suite)

**2009** (Cont'd/Suite)

**CLK63 AMG**

V8 6.3L 6208cc	156.983	7010	N/A	N/A	9504	N/A	4686 <sup>78</sup> 4118 <sup>79</sup>	224686 <sup>78</sup> N/A <sup>79</sup>	N/A <sup>78</sup> N/A <sup>79</sup>	4
----------------	---------	------	-----	-----	------	-----	--	---	--	---

**CLS550**

V8 5.5L 5461cc	273.960	7078	27078	N/A	6799 <sup>394</sup>	26799 <sup>394</sup>	4726 <sup>78</sup>	224726 <sup>78</sup>	N/A <sup>78</sup>	1
----------------	---------	------	-------	-----	---------------------	----------------------	--------------------	----------------------	-------------------	---

**CLS63 AMG**

V8 6.3L 6208cc	156.983	7010	N/A	N/A	9504	N/A	4726 <sup>78</sup>	224726 <sup>78</sup>	N/A <sup>78</sup>	1
----------------	---------	------	-----	-----	------	-----	--------------------	----------------------	-------------------	---

**E300**

V6 3.0L 2996CC		7078	27078	N/A	6298	N/A	9357	229357	N/A	
----------------	--	------	-------	-----	------	-----	------	--------	-----	--

**E320 BLUETEC**

V6 3.0L 2987cc Turbo Diesel	642.920	7062	27062	N/A	2468	N/A	4726 <sup>78</sup>	224726 <sup>78</sup>	N/A <sup>78</sup>	1
-----------------------------	---------	------	-------	-----	------	-----	--------------------	----------------------	-------------------	---

**E350**

V6 3.5L 3498cc	272.964	7078	27078	N/A	6799 <sup>394</sup>	26799 <sup>394</sup>	4726 <sup>78</sup>	224726 <sup>78</sup>	N/A <sup>78</sup>	1
----------------	---------	------	-------	-----	---------------------	----------------------	--------------------	----------------------	-------------------	---

**E350 4MATIC**

V6 3.5L 3498cc	272.972	7078	27078	N/A	6799 <sup>394</sup>	26799 <sup>394</sup>	4726	224726	N/A	1
----------------	---------	------	-------	-----	---------------------	----------------------	------	--------	-----	---

**E550**

V8 5.5L 5461cc	273.960	7078	27078	N/A	6799 <sup>394</sup>	26799 <sup>394</sup>	4726 <sup>78</sup>	224726 <sup>78</sup>	N/A <sup>78</sup>	1
----------------	---------	------	-------	-----	---------------------	----------------------	--------------------	----------------------	-------------------	---

**E550 4MATIC**

V8 5.5L 5461cc	273.962	7078	27078	N/A	6799 <sup>394</sup>	26799 <sup>394</sup>	4726	224726	N/A	1
----------------	---------	------	-------	-----	---------------------	----------------------	------	--------	-----	---

**E63 AMG**

V8 6.3L 6208cc	156.983	7010	N/A	N/A	9504	N/A	4726 <sup>78</sup>	224726 <sup>78</sup>	N/A <sup>78</sup>	1
----------------	---------	------	-----	-----	------	-----	--------------------	----------------------	-------------------	---

**G55 AMG**

V8 5.5L 5439cc 335 CID Super Charged	113.993	7078	27078	N/A	200899	N/A	239037 <sup>78</sup>	N/A <sup>78</sup>	N/A <sup>78</sup>	
--------------------------------------	---------	------	-------	-----	--------	-----	----------------------	-------------------	-------------------	--

**G550**

V8 5.5L 5461cc	273.963	7078	27078	N/A	200899	N/A	9376	229376	N/A	3
----------------	---------	------	-------	-----	--------	-----	------	--------	-----	---

**GL320 BLUETEC 4MATIC**

V6 3.0L 2987cc Turbo Diesel	642.820	7062	27062	N/A	2468	N/A	9376	229376	N/A	3
-----------------------------	---------	------	-------	-----	------	-----	------	--------	-----	---

**GL450**

V8 4.7L 4663CC 287CID		7078	27078	N/A	6799 <sup>394</sup>	26799 <sup>394</sup>	9376	229376	N/A	3
-----------------------	--	------	-------	-----	---------------------	----------------------	------	--------	-----	---

**GL550**

V8 5.5L 5461cc	273.963	7078	27078	N/A	6799 <sup>394</sup>	26799 <sup>394</sup>	9376	229376	N/A	3
----------------	---------	------	-------	-----	---------------------	----------------------	------	--------	-----	---

**GLK280**

V6 3.0L 2996cc Flex (Mex.)	272.948	1226	21226	41226	6799	26799	9357	229357	N/A	
----------------------------	---------	------	-------	-------	------	-------	------	--------	-----	--

**GLK300**

V6 3.0L 2996cc (Mex.)	272.948	7078	27078	N/A	6799	26799	9357	229357	N/A	
-----------------------	---------	------	-------	-----	------	-------	------	--------	-----	--

**ML320 BLUETEC 4MATIC**

V6 3.0L 2987cc Turbo Diesel	642.820	7062	27062	N/A	2468	N/A	9376	229376	N/A	3
-----------------------------	---------	------	-------	-----	------	-----	------	--------	-----	---

**ML350**

V6 3.5L 3498cc	272.967	7078	27078	N/A	6799 <sup>394</sup>	26799 <sup>394</sup>	9376	229376	N/A	3
----------------	---------	------	-------	-----	---------------------	----------------------	------	--------	-----	---

**ML550**

V8 5.5L 5461cc	273.963	7078	27078	N/A	6799 <sup>394</sup>	26799 <sup>394</sup>	9376	229376	N/A	3
----------------	---------	------	-------	-----	---------------------	----------------------	------	--------	-----	---

**ML63 AMG**

V8 6.3L 6208cc	156.980	7010	N/A	N/A	9504	N/A	9376	229376	N/A	3
----------------	---------	------	-----	-----	------	-----	------	--------	-----	---

**R320 BLUETEC**

V6 3.0L 2987cc Turbo Diesel	642.870	7062	27062	N/A	2468	N/A	9376	229376	N/A	3
-----------------------------	---------	------	-------	-----	------	-----	------	--------	-----	---

**R350**

V6 3.5L 3498cc	272.967	7078	27078	N/A	6799 <sup>394</sup>	26799 <sup>394</sup>	9376	229376	N/A	3
----------------	---------	------	-------	-----	---------------------	----------------------	------	--------	-----	---

N/A = Not Available N/R = Not Required N/S = Not Servicable For cabin air locator chart, see pages 5-12 See pages 13-16 for footnotes

1) ProSelect - Normal Driving - Traditional Change Intervals 2) NAPA Gold - Severe Driving - OE Recommended intervals 3) NAPA Platinum - Harsh Driving - OE Recommend Intervals

N/A = Non disponible N/R = Non nécessaire N/S = Non réparable Voir le tableau des filtres et d'habitacle aux pages 5-12 Voir pages 13-16 pour des notes

1) NAPA ProSelect et Argent - Conduite normale - Intervalles normaux de remplacement 2) NAPA Or - Conduite difficile - Intervalles recommandés par FEO 3) NAPA Platine - Conduite très difficile - Intervalles recommandés par FEO

N/A = No disponible N/R = No requerido N/S = No Servicable Para el aire de la cabina y tabla de localización de filtro, consulte las páginas 5-12 Ver las páginas 13-16 para las notas al pie de página

1) NAPA ProSelect y Plata - Manejo normal - Intervalos normales de cambio 2) NAPA Oro - Manejo difícil - Intervalos recomendados por el OEM 3) NAPA Platino - Manejo muy difícil - Intervalos recomendados por el OEM

*Italicized Part Numbers May Not Be Available.*

Las piezas con números en *italicas* pueden no estar disponibles.  
Les numéros de pièce en *italiques* peuvent ne pas être disponibles.



Pass Car Light Truck - Oil - Air - Cabin

MERCEDES BENZ 2009-2008

Year/Año/Année Model/Modelo/Modèle Engine/Motor/Moteur	Eng. Code Código de motor Code moteur	VIN NIV NIV	GOLD Oil Aceite Huile	ProSelect Oil Aceite Huile	Platinum Oil Aceite Huile	GOLD Air Aire Air	ProSelect Air Aire Air	GOLD Cabin Air Cabina Aire Cabine Air	ProSelect Cabin Air Cabina Aire Cabine Air	Platinum Cabin Air Cabina Aire Cabine Air	Loc. Cabin Air Cabina Aire Cabine Air
--	---	-------------------	--------------------------------	-------------------------------------	------------------------------------	----------------------------	---------------------------------	--	---	--	--

MERCEDES BENZ (Cont'd/Suite)

**2009** (Cont'd/Suite)

**S450**

V8 4.6L 4663cc	273.923		7078 7078	27078 27078	N/A N/A	6799 6799	26799 26799	4218 4218	N/A N/A	N/A N/A	
----------------	---------	--	--------------	----------------	------------	--------------	----------------	--------------	------------	------------	--

**S550**

V8 5.5L 5461cc	273.961		7078	27078	N/A	6799 <sup>294</sup>	26799 <sup>294</sup>	4218	N/A	N/A	4
----------------	---------	--	------	-------	-----	---------------------	----------------------	------	-----	-----	---

**S550 4MATIC**

V8 5.5L 5461cc	273.968		7078	27078	N/A	6799	26799	4218	N/A	N/A	4
----------------	---------	--	------	-------	-----	------	-------	------	-----	-----	---

**S600**

V12 5.5L 5513cc 336 CID Turbo	275.953		7198	N/A	N/A	N/A	N/A	4218	N/A	N/A	4
-------------------------------	---------	--	------	-----	-----	-----	-----	------	-----	-----	---

**S63 AMG**

V8 6.3L 6208cc	156.984		7010	N/A	N/A	9504	N/A	4218	N/A	N/A	4
----------------	---------	--	------	-----	-----	------	-----	------	-----	-----	---

**S65 AMG**

V12 6.0L 5980cc 365 CID Turbo	275.982		7198	N/A	N/A	N/A	N/A	4218	N/A	N/A	4
-------------------------------	---------	--	------	-----	-----	-----	-----	------	-----	-----	---

**SL550**

V8 5.5L 5461cc	273.965		7078	27078	N/A	6799 <sup>294</sup>	26799 <sup>294</sup>	9356	N/A	N/A	4
----------------	---------	--	------	-------	-----	---------------------	----------------------	------	-----	-----	---

**SL600**

V12 5.5L 5513cc 336 CID Turbo	275.954		7198	N/A	N/A	N/A	N/A	9356	N/A	N/A	4
-------------------------------	---------	--	------	-----	-----	-----	-----	------	-----	-----	---

**SL63 AMG**

V8 6.3L 6208cc	156.981		7010	N/A	N/A	9504	N/A	9356	N/A	N/A	4
----------------	---------	--	------	-----	-----	------	-----	------	-----	-----	---

**SL65 AMG**

V12 6.0L 5980cc 365 CID Turbo	275.981 275.983		7198 7198	N/A N/A	N/A N/A	N/A N/A	N/A N/A	9356 9356	N/A N/A	N/A N/A	4 4
-------------------------------	--------------------	--	--------------	------------	------------	------------	------------	--------------	------------	------------	--------

**SLK300**

V6 3.0L 2996cc	272.942		7078	27078	N/A	6799 <sup>294</sup>	26799 <sup>294</sup>	9373	N/A	N/A	6
----------------	---------	--	------	-------	-----	---------------------	----------------------	------	-----	-----	---

**SLK350**

V6 3.5L 3498cc	272.969		7078	27078	N/A	6799 <sup>294</sup>	26799 <sup>294</sup>	9373	N/A	N/A	4
----------------	---------	--	------	-------	-----	---------------------	----------------------	------	-----	-----	---

**SLK55 AMG**

V8 5.5L 5439cc	113.989		7049	N/A	N/A	6799 <sup>294</sup>	26799 <sup>294</sup>	9373	N/A	N/A	4
----------------	---------	--	------	-----	-----	---------------------	----------------------	------	-----	-----	---

**SLR MCLAREN**

V8 5.5L 5439cc 335 CID Super Charged	155.980		N/A	N/A	N/A	2525	22525	9356	N/A	N/A	4
--------------------------------------	---------	--	-----	-----	-----	------	-------	------	-----	-----	---

**SPRINTER VAN**

L4 2.1L 2148CC DOHC 16 Valve Turbo Diesel (Mex.)			7038	27038	N/A	9876	29876	9366	N/A	N/A	
--	--	--	------	-------	-----	------	-------	------	-----	-----	--

**VITO**

L4 2.1L 2148CC DOHC 16 Valve Turbo Diesel (Mex.)			7038	27038	N/A	209420	N/A	559222	N/A	N/A	
--	--	--	------	-------	-----	--------	-----	--------	-----	-----	--

**2008**

**A150**

L4 1.5L 1498cc (Mex.)			1009	N/A	N/A	9024	N/A	N/A	N/A	N/A	
-----------------------	--	--	------	-----	-----	------	-----	-----	-----	-----	--

**A180**

L4 2.0L 1991cc Diesel (Mex.)			N/A	N/A	N/A			N/A	N/A	N/A	
------------------------------	--	--	-----	-----	-----	--	--	-----	-----	-----	--

**A200**

L4 2.0L 1991cc Diesel (Mex.)			N/A	N/A	N/A			N/A	N/A	N/A	
------------------------------	--	--	-----	-----	-----	--	--	-----	-----	-----	--

**B200**

L4 2.0L			1009	N/A	N/A	9024	N/A	N/A	N/A	N/A	
L4 2.0L Turbo			1009	N/A	N/A	9024	N/A	N/A	N/A	N/A	

**C230**

V6 2.5L 2496cc	272.92		7078	27078	N/A	6799 <sup>294</sup>	26799 <sup>294</sup>	9357	229357	N/A	4
----------------	--------	--	------	-------	-----	---------------------	----------------------	------	--------	-----	---

N/A = Not Available N/R = Not Required N/S = Not Servicable For cabin air locator chart, see pages 5-12 See pages 13-16 for footnotes

1) ProSelect - Normal Driving - Traditional Change Intervals 2) NAPA Gold - Severe Driving - OE Recommended intervals 3) NAPA Platinum - Harsh Driving - OE Recommend Intervals

N/A = Non disponible N/R = Non nécessaire N/S = Non réparable Voir le tableau des filtres et d'habitacle aux pages 5-12 Voir pages 13-16 pour des notes

1) NAPA ProSelect et Argent - Conduite normale - Intervalles normaux de remplacement 2) NAPA Or - Conduite difficile - Intervalles recommandés par FEO 3) NAPA Platine - Conduite très difficile - Intervalles recommandés par FEO

N/A = No disponible N/R = No requerido N/S = No Servicable Para el aire de la cabina y tabla de localización de filtro, consulte las páginas 5-12 Ver las páginas 13-16 para las notas al pie de página

1) NAPA ProSelect y Plata - Manejo normal - Intervalos normales de cambio 2) NAPA Oro - Manejo difícil - Intervalos recomendados por el OEM 3) NAPA Platino - Manejo muy difícil - Intervalos recomendados por el OEM

*Italicized Part Numbers May Not Be Available.*

Las piezas con números en *italicas* pueden no estar disponibles.

Les numéros de pièce en *italiques* peuvent ne pas être disponibles.

P  
a  
s  
s  
C  
a  
r  
L  
i  
g  
h  
t  
T  
r  
u  
c  
k  
O  
i  
l  
-  
A  
i  
r  
-  
C  
a  
b  
i  
n



MERCEDES BENZ 2008

Pass Car Light Truck - Oil - Air - Cabin

Year/Año/Année Model/Modelo/Modèle Engine/Motor/Moteur	Eng. Code Código de motor Code moteur	VIN NIV NIV	GOLD Oil Aceite Huile	ProSelect Oil Aceite Huile	Platinum Oil Aceite Huile	GOLD Air Aire Air	ProSelect Air Aire Air	GOLD Cabin Air Cabina Aire Cabine Air	ProSelect Cabin Air Cabina Aire Cabine Air	Platinum Cabin Air Cabina Aire Cabine Air	Loc. Cabin Air Cabina Aire Cabine Air
--	---	-------------------	--------------------------------	-------------------------------------	------------------------------------	----------------------------	---------------------------------	--	---	--	--

MERCEDES BENZ (Cont'd/Suite)

**2008** (Cont'd/Suite)

<b>C280</b>											
V6 3.0L 2996cc (Mex.)	272.947		7038	27038	N/A	6799	26799	9357	229357	N/A	
<b>C300</b>											
V6 3.0L 2996cc	272.947		7078	27078	N/A	6799 <sup>394</sup>	26799 <sup>394</sup>	9357	229357	N/A	6
V6 3.0L 2996cc Flex	272.947		7078	27078	N/A	6799 <sup>394</sup>	26799 <sup>394</sup>	9357	229357	N/A	6
<b>C300 4MATIC</b>											
V6 3.0L 2996cc	272.948		7078	27078	N/A	6799 <sup>394</sup>	26799 <sup>394</sup>	9357	229357	N/A	6
V6 3.0L 2996cc Flex	272.948		7078	27078	N/A	6799 <sup>394</sup>	26799 <sup>394</sup>	9357	229357	N/A	6
<b>C350</b>											
V6 3.5L 3498cc	272.961		7078	27078	N/A	6799 <sup>394</sup>	26799 <sup>394</sup>	9357	229357	N/A	6
<b>C63 AMG</b>											
V8 6.3L 6208cc	156.985		7010	N/A	N/A	9504	N/A	9357	229357	N/A	6
<b>CL550</b>											
V8 5.5L 5461cc	273.961		7078	27078	N/A	6799 <sup>394</sup>	26799 <sup>394</sup>	4218	N/A	N/A	4
<b>CL600</b>											
V12 5.5L 5513cc 336 CID Turbo	275.953		7198	N/A	N/A	N/A	N/A	4218	N/A	N/A	4
<b>CL63 AMG</b>											
V8 6.3L 6208cc	156.984		7010	N/A	N/A	9504	N/A	4218	N/A	N/A	4
<b>CL65 AMG</b>											
V12 6.0L 5980cc 365 CID Turbo	275.982		7198	N/A	N/A	N/A	N/A	4218	N/A	N/A	4
<b>CLK280</b>											
V6 3.0L 2996cc (Mex.)	272.940		1226	21226	41226	6799	26799	4118	N/A	N/A	
<b>CLK350</b>											
V6 3.5L 3498cc	272.960		7078	27078	N/A	6799 <sup>394</sup>	26799 <sup>394</sup>	4686 4118	224686 N/A	N/A N/A	4 4
<b>CLK550</b>											
V8 5.5L 5461cc	273.967		7078	27078	N/A	6799 <sup>394</sup>	26799 <sup>394</sup>	4686 4118 <sup>79</sup>	224686 N/A <sup>79</sup>	N/A N/A <sup>79</sup>	4 4
<b>CLK63 AMG</b>											
V8 6.3L 6208cc	156.982		7010	N/A	N/A	9504	N/A	4686 4118 <sup>79</sup>	224686 N/A <sup>79</sup>	N/A N/A <sup>79</sup>	4 4
<b>CLS350</b>											
V6 3.5L 3498cc (Mex.)	272.985		1226	21226	41226	6799	26799	4726	224726	N/A	
<b>CLS550</b>											
V8 5.5L 5461cc	273.960		7078	27078	N/A	6799 <sup>394</sup>	26799 <sup>394</sup>	4726	224726	N/A	1
<b>CLS63 AMG</b>											
V8 6.3L 6208cc	156.983		7010	N/A	N/A	9504	N/A	4726	224726	N/A	1
<b>E230</b>											
V6 2.5L 2496cc (Mex.)	272.922		1226	21226	41226	6799	26799	4726	224726	N/A	
<b>E280</b>											
V6 3.0L 2996cc (Mex.)	272.943		1226	21226	41226	6799	26799	4726	224726	N/A	
<b>E300</b>											
V6 3.0L 2996cc	272.944		7078	27078	N/A	6799 <sup>394</sup>	26799 <sup>394</sup>	4686 <sup>78</sup> 4118 <sup>79</sup>	224686 <sup>78</sup> N/A <sup>79</sup>	N/A <sup>78</sup> N/A <sup>79</sup>	4 4
<b>E320 BLUETEC</b>											
V6 3.0L 2987cc Turbo Diesel	642.920		7062	27062	N/A	2468	N/A	4726	224726	N/A	1
<b>E350</b>											
V6 3.5L 3498cc	272.964		7078	27078	N/A	6799 <sup>394</sup>	26799 <sup>394</sup>	4726	224726	N/A	1
<b>E350 4MATIC</b>											
V6 3.5L 3498cc	272.972		7078	27078	N/A	6799 <sup>394</sup>	26799 <sup>394</sup>	4726	224726	N/A	1

N/A = Not Available N/R = Not Required N/S = Not Servicable For cabin air locator chart, see pages 5-12 See pages 13-16 for footnotes

1) ProSelect - Normal Driving - Traditional Change Intervals 2) NAPA Gold - Severe Driving - OE Recommended intervals 3) NAPA Platinum - Harsh Driving - OE Recommend Intervals

N/A = Non disponible N/R = Non nécessaire N/S = Non réparable Voir le tableau des filtres et d'habitacle aux pages 5-12 Voir pages 13-16 pour des notes

1) NAPA ProSelect et Argent - Conduite normale - Intervalles normaux de remplacement 2) NAPA Or - Conduite difficile - Intervalles recommandés par FEO 3) NAPA Platine - Conduite très difficile - Intervalles recommandés par FEO

N/A = No disponible N/R = No requerido N/S = No Servicable Para el aire de la cabina y tabla de localización de filtro, consulte las páginas 5-12 Ver las páginas 13-16 para las notas al pie de página

1) NAPA ProSelect y Plata - Manejo normal - Intervalos normales de cambio 2) NAPA Oro - Manejo difícil - Intervalos recomendados por el OEM 3) NAPA Platino - Manejo muy difícil - Intervalos recomendados por el OEM

*Italicized Part Numbers May Not Be Available.*

Las piezas con números en *italicas* pueden no estar disponibles.  
Les numéros de pièce en *italiques* peuvent ne pas être disponibles.



Pass Car Light Truck - Oil - Air - Cabin

MERCEDES BENZ 2008

Year/Año/Année Model/Modelo/Modèle Engine/Motor/Moteur	Eng. Code Código de motor Code moteur	VIN NIV NIV	GOLD Oil Aceite Huile	ProSelect Oil Aceite Huile	Platinum Oil Aceite Huile	GOLD Air Aire Air	ProSelect Air Aire Air	GOLD Cabin Air Cabina Aire Cabine Air	ProSelect Cabin Air Cabina Aire Cabine Air	Platinum Cabin Air Cabina Aire Cabine Air	Loc. Cabin Air Cabina Aire Cabine Air
--	---	-------------------	--------------------------------	-------------------------------------	------------------------------------	----------------------------	---------------------------------	--	---	--	--

MERCEDES BENZ (Cont'd/Suite)

**2008** (Cont'd/Suite)

**E550**

V8 5.5L 5461cc	273.960		7078	27078	N/A	6799 <sup>394</sup>	26799 <sup>394</sup>	4726	224726	N/A	1
----------------	---------	--	------	-------	-----	---------------------	----------------------	------	--------	-----	---

**E550 4MATIC**

V8 5.5L 5461cc	273.962		7078	27078	N/A	6799 <sup>394</sup>	26799 <sup>394</sup>	4726	224726	N/A	1
----------------	---------	--	------	-------	-----	---------------------	----------------------	------	--------	-----	---

**E63 AMG**

V8 6.3L 6208cc	156.983		7010	N/A	N/A	9504	N/A	4726	224726	N/A	1
----------------	---------	--	------	-----	-----	------	-----	------	--------	-----	---

**G500**

V8 5.0L 4966cc	113.962		7078	27078	N/A	6799 <sup>394</sup>	26799 <sup>394</sup>	239037	N/A	N/A	
----------------	---------	--	------	-------	-----	---------------------	----------------------	--------	-----	-----	--

**G55 AMG**

V8 5.5L 5439cc 335 CID Super Charged	113.993		7078	27078	N/A	200899	N/A	239037	N/A	N/A	
--------------------------------------	---------	--	------	-------	-----	--------	-----	--------	-----	-----	--

**GL320 CDI**

V6 3.0L 2987cc Turbo Diesel	642.940		7062	27062	N/A	2468	N/A	9376	229376	N/A	3
-----------------------------	---------	--	------	-------	-----	------	-----	------	--------	-----	---

**GL450**

V8 4.7L 4663CC 287CID			7078	27078	N/A	6799 <sup>394</sup>	26799 <sup>394</sup>	9376	229376	N/A	3
-----------------------	--	--	------	-------	-----	---------------------	----------------------	------	--------	-----	---

**GL550**

V8 5.5L 5461cc	273.963		7078	27078	N/A	6799 <sup>394</sup>	26799 <sup>394</sup>	9376	229376	N/A	3
----------------	---------	--	------	-------	-----	---------------------	----------------------	------	--------	-----	---

**ML320 CDI**

V6 3.0L 2987cc Turbo Diesel	642.940		7062	27062	N/A	2468	N/A	9376	229376	N/A	3
-----------------------------	---------	--	------	-------	-----	------	-----	------	--------	-----	---

**ML350**

V6 3.5L 3498cc	272.967		7078	27078	N/A	6799 <sup>394</sup>	26799 <sup>394</sup>	9376	229376	N/A	3
----------------	---------	--	------	-------	-----	---------------------	----------------------	------	--------	-----	---

**ML550**

V8 5.5L 5461cc	273.963		7078	27078	N/A	6799 <sup>394</sup>	26799 <sup>394</sup>	9376	229376	N/A	3
----------------	---------	--	------	-------	-----	---------------------	----------------------	------	--------	-----	---

**ML63 AMG**

V8 6.3L 6208cc	156.980		7010	N/A	N/A	9504	N/A	9376	229376	N/A	3
----------------	---------	--	------	-----	-----	------	-----	------	--------	-----	---

**R320 CDI**

V6 3.0L 2987cc Turbo Diesel	642.950		7062	27062	N/A	2468	N/A	9376	229376	N/A	3
-----------------------------	---------	--	------	-------	-----	------	-----	------	--------	-----	---

**R350**

V6 3.5L 3498cc	272.967		7078	27078	N/A	6799 <sup>394</sup>	26799 <sup>394</sup>	9376	229376	N/A	3
----------------	---------	--	------	-------	-----	---------------------	----------------------	------	--------	-----	---

**R500**

V8 5.0L 4966cc (Mex.)	113.971		1226	21226	41226	6799	26799	9376	229376	N/A	
-----------------------	---------	--	------	-------	-------	------	-------	------	--------	-----	--

**R550**

V8 5.5L 5461cc	273.965		7078	27078	N/A	6799	26799	4218	N/A	N/A	
----------------	---------	--	------	-------	-----	------	-------	------	-----	-----	--

**S450**

V8 4.6L 4663cc	273.923		7078	27078	N/A	6799	26799	N/R	N/R	N/R	
----------------	---------	--	------	-------	-----	------	-------	-----	-----	-----	--

**S500**

V8 5.5L 5461cc (Mex.)	273.961		7038	27038	N/A	6799	26799	4218	N/A	N/A	
-----------------------	---------	--	------	-------	-----	------	-------	------	-----	-----	--

**S550**

V8 5.5L 5461cc	273.961		7078	27078	N/A	6799 <sup>394</sup>	26799 <sup>394</sup>	4218	N/A	N/A	4
----------------	---------	--	------	-------	-----	---------------------	----------------------	------	-----	-----	---

**S550 4MATIC**

V8 5.5L 5461cc	273.968		7078	27078	N/A	6799	26799	4218	N/A	N/A	4
----------------	---------	--	------	-------	-----	------	-------	------	-----	-----	---

**S600**

V12 5.5L 5513cc 336 CID Turbo	275.953		7198	N/A	N/A	N/A	N/A	4218	N/A	N/A	4
-------------------------------	---------	--	------	-----	-----	-----	-----	------	-----	-----	---

**S63 AMG**

V8 6.3L 6208cc	156.984		7010	N/A	N/A	9504	N/A	4218	N/A	N/A	4
----------------	---------	--	------	-----	-----	------	-----	------	-----	-----	---

**S65 AMG**

V12 6.0L 5980cc 365 CID Turbo	275.982		7198	N/A	N/A	N/A <sup>394</sup>	N/A <sup>394</sup>	4218	N/A	N/A	4
-------------------------------	---------	--	------	-----	-----	--------------------	--------------------	------	-----	-----	---

**SL55 AMG**

V8 5.5L 5439cc 335 CID Super Charged	113.995		7078	27078	N/A	200899	N/A	9356	N/A	N/A	4
--------------------------------------	---------	--	------	-------	-----	--------	-----	------	-----	-----	---

N/A = Not Available N/R = Not Required N/S = Not Servicable For cabin air locator chart, see pages 5-12 See pages 13-16 for footnotes

1) ProSelect - Normal Driving - Traditional Change Intervals 2) NAPA Gold - Severe Driving - OE Recommended intervals 3) NAPA Platinum - Harsh Driving - OE Recommend Intervals

N/A = Non disponible N/R = Non nécessaire N/S = Non réparable Voir le tableau des filtres et d'habitacle aux pages 5-12 Voir pages 13-16 pour des notes

1) NAPA ProSelect et Argent - Conduite normale - Intervalles normaux de remplacement 2) NAPA Or - Conduite difficile - Intervalles recommandés par FEO 3) NAPA Platine - Conduite très difficile - Intervalles recommandés par FEO

N/A = No disponible N/R = No requerido N/S = No Servicable Para el aire de la cabina y tabla de localización de filtro, consulte las páginas 5-12 Ver las páginas 13-16 para las notas al pie de página

1) NAPA ProSelect y Plata - Manejo normal - Intervalos normales de cambio 2) NAPA Oro - Manejo difícil - Intervalos recomendados por el OEM 3) NAPA Platino - Manejo muy difícil - Intervalos recomendados por el OEM

*Italicized Part Numbers May Not Be Available.*

Las piezas con números en *italicas* pueden no estar disponibles.

Les numéros de pièce en *italiques* peuvent ne pas être disponibles.

P  
a  
s  
s  
C  
a  
r  
L  
i  
g  
h  
t  
T  
r  
u  
c  
k  
O  
i  
l  
-  
A  
i  
r  
-  
C  
a  
b  
i  
n



MERCEDES BENZ 2008-2007

Pass Car Light Truck - Oil - Air - Cabin

Year/Año/Année Model/Modelo/Modèle Engine/Motor/Moteur	Eng. Code Código de motor Code moteur	VIN NIV NIV	GOLD Oil Aceite Huile	ProSelect Oil Aceite Huile	Platinum Oil Aceite Huile	GOLD Air Aire Air	ProSelect Air Aire Air	GOLD Cabin Air Cabina Aire Cabine Air	ProSelect Cabin Air Cabina Aire Cabine Air	Platinum Cabin Air Cabina Aire Cabine Air	Loc. Cabin Air Cabina Aire Cabine Air
--	---	-------------------	--------------------------------	-------------------------------------	------------------------------------	----------------------------	---------------------------------	--	---	--	--

MERCEDES BENZ (Cont'd/Suite)

**2008** (Cont'd/Suite)

<b>SL550</b>											
V8 5.5L 5461cc	273.965	7078	27078	N/A	6799 <sup>394</sup>	26799 <sup>394</sup>	9356	N/A	N/A	4	
<b>SL600</b>											
V12 5.5L 5513cc 336 CID Turbo	275.954	7198	N/A	N/A	N/A <sup>394</sup>	N/A <sup>394</sup>	9356	N/A	N/A	4	
<b>SL65 AMG</b>											
V12 6.0L 5980cc 365 CID Turbo	275.981	7198	N/A	N/A	N/A <sup>394</sup>	N/A <sup>394</sup>	9356	N/A	N/A	4	
<b>SLK200</b>											
L4 2.0L 1998cc (Mex.)		1145	21145	N/A	2620	N/A	4767	224767	N/A		
<b>SLK280</b>											
V6 3.0L 2996cc	272.942	7078	27078	N/A	6799 <sup>394</sup>	26799 <sup>394</sup>	9373	N/A	N/A	4	
<b>SLK350</b>											
V6 3.5L 3498cc	272.963	7078	27078	N/A	6799 <sup>394</sup>	26799 <sup>394</sup>	9373	N/A	N/A	4	
<b>SLK55 AMG</b>											
V8 5.5L 5439cc	113.989	7049	N/A	N/A	6799 <sup>394</sup>	26799 <sup>394</sup>	9373	N/A	N/A	4	
<b>SLR MCLAREN</b>											
V8 5.5L 5439cc 335 CID Super Charged	155.980	N/A	N/A	N/A	2525	22525	9356	N/A	N/A	4	
<b>SPRINTER VAN</b>											
L4 2.1L 2148CC DOHC 16 Valve Turbo Diesel (Mex.)		7038	27038	N/A	9876	29876	9366	N/A	N/A		
<b>VITO</b>											
L4 2.1L 2148CC DOHC 16 Valve Turbo Diesel (Mex.)		7038	27038	N/A	209420	N/A	559222	N/A	N/A		

**2007**

<b>A150</b>											
L4 1.5L 1498cc (Mex.)		1009	N/A	N/A	9024	N/A	N/A	N/A	N/A		
<b>A180</b>											
L4 2.0L 1991cc Diesel (Mex.)		N/A	N/A	N/A			N/A	N/A	N/A		
<b>A200</b>											
L4 2.0L 1991cc Diesel (Mex.)		N/A	N/A	N/A			N/A	N/A	N/A		
<b>B200</b>											
L4 2.0L		1009	N/A	N/A	9024	N/A	N/A	N/A	N/A		
L4 2.0L Turbo		1009	N/A	N/A	9024	N/A	N/A	N/A	N/A		
<b>C230</b>											
V6 2.5L 2496cc	272.920	7078	27078	N/A	6799 <sup>394</sup>	26799 <sup>394</sup>	4686 <sup>78</sup> 4118 <sup>79</sup>	224686 <sup>78</sup> N/A <sup>79</sup>	N/A <sup>78</sup> N/A <sup>79</sup>	4 4	
V6 2.5L 2496cc Flex	272.920	7078	27078	N/A	6799	26799	4686 4118 <sup>79</sup>	224686 N/A <sup>79</sup>	N/A N/A <sup>79</sup>	4 4	
<b>C280</b>											
V6 3.0L 2996cc	272.940	7078	27078	N/A	6799 <sup>394</sup>	26799 <sup>394</sup>	4686 <sup>78</sup> 4118 <sup>79</sup>	224686 <sup>78</sup> N/A <sup>79</sup>	N/A <sup>78</sup> N/A <sup>79</sup>	4 4	
<b>C280 4MATIC</b>											
V6 3.0L 2996cc	272.941	7078	27078	N/A	6799	26799	4686 4118 <sup>79</sup>	224686 N/A <sup>79</sup>	N/A N/A <sup>79</sup>	4 4	
<b>C350</b>											
V6 3.5L 3498cc	272.960	7078	27078	N/A	6799 <sup>394</sup>	26799 <sup>394</sup>	4686 <sup>78</sup> 4118 <sup>79</sup>	224686 <sup>78</sup> N/A <sup>79</sup>	N/A <sup>78</sup> N/A <sup>79</sup>	4 4	
<b>C350 4MATIC</b>											
V6 3.5L 3498cc	272.970	7078	27078	N/A	6799	26799	4686 4118 <sup>79</sup>	224686 N/A <sup>79</sup>	N/A N/A <sup>79</sup>	4 4	

N/A = Not Available N/R = Not Required N/S = Not Servicable For cabin air locator chart, see pages 5-12 See pages 13-16 for footnotes

1) ProSelect - Normal Driving - Traditional Change Intervals 2) NAPA Gold - Severe Driving - OE Recommended intervals 3) NAPA Platinum - Harsh Driving - OE Recommend Intervals

1) N/A = Non disponible N/R = Non nécessaire N/S = Non réparable Voir le tableau des filtres et d'habitacle aux pages 5-12 Voir pages 13-16 pour des notes

1) NAPA ProSelect et Argent - Conduite normale - Intervalles normaux de remplacement 2) NAPA Or - Conduite difficile - Intervalles recommandés par FEO 3) NAPA Platine - Conduite très difficile - Intervalles recommandés par FEO

N/A = No disponible N/R = No requerido N/S = No Servicable Para el aire de la cabina y tabla de localización de filtro, consulte las páginas 5-12 Ver las páginas 13-16 para las notas al pie de página

1) NAPA ProSelect y Plata - Manejo normal - Intervalos normales de cambio 2) NAPA Oro - Manejo difícil - Intervalos recomendados por el OEM 3) NAPA Platino - Manejo muy difícil - Intervalos recomendados por el OEM

*Italicized Part Numbers May Not Be Available.*

Las piezas con números en *italicas* pueden no estar disponibles.  
Les numéros de pièce en *italiques* peuvent ne pas être disponibles.





Pass Car Light Truck - Oil - Air - Cabin

MERCEDES BENZ 2007

Year/Año/Année Model/Modelo/Modèle Engine/Motor/Moteur	Eng. Code Código de motor Code moteur	VIN NIV NIV	GOLD Oil Aceite Huile	ProSelect Oil Aceite Huile	Platinum Oil Aceite Huile	GOLD Air Aire Air	ProSelect Air Aire Air	GOLD Cabin Air Cabina Aire Cabine Air	ProSelect Cabin Air Cabina Aire Cabine Air	Platinum Cabin Air Cabina Aire Cabine Air	Loc. Cabin Air Cabina Aire Cabine Air
--	---	-------------------	--------------------------------	-------------------------------------	------------------------------------	----------------------------	---------------------------------	--	---	--	--

MERCEDES BENZ (Cont'd/Suite)

**2007** (Cont'd/Suite)

**C55 AMG**

V8 5.5L 5439cc (Mex.)	113.986		1226	21226	41226	6799	26799	N/A	N/A	N/A	
-----------------------	---------	--	------	-------	-------	------	-------	-----	-----	-----	--

**CL550**

V8 5.5L 5461cc	273.961		7078	27078	N/A	6799 <sup>394</sup>	26799 <sup>394</sup>	4218	N/A	N/A	4
----------------	---------	--	------	-------	-----	---------------------	----------------------	------	-----	-----	---

**CL600**

V12 5.5L 5513cc 336 CID Turbo	275.953		7198	N/A	N/A	N/A	N/A	4218	N/A	N/A	4
-------------------------------	---------	--	------	-----	-----	-----	-----	------	-----	-----	---

**CLK280**

V6 3.0L 2996cc (Mex.)	272.940		1226	21226	41226	6799	26799	4118	N/A	N/A	
-----------------------	---------	--	------	-------	-------	------	-------	------	-----	-----	--

**CLK350**

V6 3.5L 3498cc	272.960		7078	27078	N/A	6799 <sup>394</sup>	26799 <sup>394</sup>	4686 <sup>78</sup> 4118 <sup>79</sup>	224686 <sup>78</sup> N/A <sup>79</sup>	N/A <sup>78</sup> N/A <sup>79</sup>	4 4
----------------	---------	--	------	-------	-----	---------------------	----------------------	--	---	--	--------

**CLK550**

V8 5.5L 5461cc	273.967		7078	27078	N/A	6799 <sup>394</sup>	26799 <sup>394</sup>	4686 <sup>78</sup>	224686 <sup>78</sup>	N/A <sup>78</sup>	4
----------------	---------	--	------	-------	-----	---------------------	----------------------	--------------------	----------------------	-------------------	---

**CLK63 AMG**

V8 6.3L 6208cc	156.982		7010	N/A	N/A	9504	N/A	4118 <sup>79</sup> 4686 <sup>78</sup>	N/A <sup>79</sup> 224686 <sup>78</sup>	N/A <sup>79</sup> N/A <sup>78</sup>	4 4
----------------	---------	--	------	-----	-----	------	-----	--	---	--	--------

**CLS350**

V6 3.5L 3498cc (Mex.)	272.985		1226	21226	41226	6799	26799	4726	224726	N/A	
-----------------------	---------	--	------	-------	-------	------	-------	------	--------	-----	--

**CLS550**

V8 5.5L 5461cc	273.960		7078	27078	N/A	6799 <sup>394</sup>	26799 <sup>394</sup>	4726 <sup>78</sup>	224726 <sup>78</sup>	N/A <sup>78</sup>	1
----------------	---------	--	------	-------	-----	---------------------	----------------------	--------------------	----------------------	-------------------	---

**CLS63 AMG**

V8 6.3L 6208cc	156.983		7010	N/A	N/A	9504	N/A	4726 <sup>78</sup>	224726 <sup>78</sup>	N/A <sup>78</sup>	1
----------------	---------	--	------	-----	-----	------	-----	--------------------	----------------------	-------------------	---

**E230**

V6 2.5L 2496cc (Mex.)	272.922		1226	21226	41226	6799	26799	4726	224726	N/A	
-----------------------	---------	--	------	-------	-------	------	-------	------	--------	-----	--

**E280**

V6 3.0L 2996cc	272.944		7078	27078	N/A	6799	26799	4686 <sup>78</sup> 4118 <sup>79</sup>	224686 <sup>78</sup> N/A <sup>79</sup>	N/A <sup>78</sup> N/A <sup>79</sup>	4 4
----------------	---------	--	------	-------	-----	------	-------	--	---	--	--------

**E320 BLUETEC**

V6 3.0L 2987cc Turbo Diesel	642.920		7062	27062	N/A	2468	N/A	4726 <sup>78</sup>	224726 <sup>78</sup>	N/A <sup>78</sup>	1
-----------------------------	---------	--	------	-------	-----	------	-----	--------------------	----------------------	-------------------	---

**E350**

V6 3.5L 3498cc	272.964		7078	27078	N/A	6799 <sup>394</sup>	26799 <sup>394</sup>	4726 <sup>78</sup>	224726 <sup>78</sup>	N/A <sup>78</sup>	1
----------------	---------	--	------	-------	-----	---------------------	----------------------	--------------------	----------------------	-------------------	---

**E350 4MATIC**

V6 3.5L 3498cc	272.972		7078	27078	N/A	6799 <sup>394</sup>	26799 <sup>394</sup>	4726	224726	N/A	1
----------------	---------	--	------	-------	-----	---------------------	----------------------	------	--------	-----	---

**E550**

V8 5.5L 5461cc	273.960		7078	27078	N/A	6799 <sup>394</sup>	26799 <sup>394</sup>	4726 <sup>78</sup>	224726 <sup>78</sup>	N/A <sup>78</sup>	1
----------------	---------	--	------	-------	-----	---------------------	----------------------	--------------------	----------------------	-------------------	---

**E550 4MATIC**

V8 5.5L 5461cc	273.962		7078	27078	N/A	6799 <sup>394</sup>	26799 <sup>394</sup>	4726	224726	N/A	1
----------------	---------	--	------	-------	-----	---------------------	----------------------	------	--------	-----	---

**E63 AMG**

V8 6.3L 6208cc	156.983		7010	N/A	N/A	9504	N/A	4726 <sup>78</sup>	224726 <sup>78</sup>	N/A <sup>78</sup>	1
----------------	---------	--	------	-----	-----	------	-----	--------------------	----------------------	-------------------	---

**G500**

V8 5.0L 4966cc	113.962		7078	27078	N/A	6799 <sup>394</sup>	26799 <sup>394</sup>	239037	N/A	N/A	
----------------	---------	--	------	-------	-----	---------------------	----------------------	--------	-----	-----	--

**G55 AMG**

V8 5.5L 5439cc 335 CID Super Charged	113.993		7078	27078	N/A	200899	N/A	239037	N/A	N/A	
--------------------------------------	---------	--	------	-------	-----	--------	-----	--------	-----	-----	--

**GL320 CDI**

V6 3.0L 2987cc Turbo Diesel	642.940		7062	27062	N/A	2468	N/A	9376	229376	N/A	3
-----------------------------	---------	--	------	-------	-----	------	-----	------	--------	-----	---

**GL450**

V8 4.7L 4663CC 287CID			7078	27078	N/A	6799 <sup>394</sup>	26799 <sup>394</sup>	9376	229376	N/A	3
-----------------------	--	--	------	-------	-----	---------------------	----------------------	------	--------	-----	---

**ML320 CDI**

V6 3.0L 2987cc Turbo Diesel	642.940		7062	27062	N/A	2468	N/A	9376	229376	N/A	7
-----------------------------	---------	--	------	-------	-----	------	-----	------	--------	-----	---

N/A = Not Available N/R = Not Required N/S = Not Servicable For cabin air locator chart, see pages 5-12 See pages 13-16 for footnotes

1) ProSelect - Normal Driving - Traditional Change Intervals 2) NAPA Gold - Severe Driving - OE Recommended intervals 3) NAPA Platinum - Harsh Driving - OE Recommend Intervals

N/A = Non disponible N/R = Non nécessaire N/S = Non réparable Voir le tableau des filtres et d'habitacle aux pages 5-12 Voir pages 13-16 pour des notes

1) NAPA ProSelect et Argent - Conduite normale - Intervalles normaux de remplacement 2) NAPA Or - Conduite difficile - Intervalles recommandés par FEO 3) NAPA Platine - Conduite très difficile - Intervalles recommandés par FEO

N/A = No disponible N/R = No requerido N/S = No Servicable Para el aire de la cabina y tabla de localización de filtro, consulte las páginas 5-12 Ver las páginas 13-16 para las notas al pie de página

1) NAPA ProSelect y Plata - Manejo normal - Intervalles normales de cambio 2) NAPA Oro - Manejo difícil - Intervalles recomendados por el OEM 3) NAPA Platino - Manejo muy difícil - Intervalles recomendados por el OEM

*Italicized Part Numbers May Not Be Available.*

Las piezas con números en *italicas* pueden no estar disponibles.

Les numéros de pièce en *italiques* peuvent ne pas être disponibles.

P  
a  
s  
s  
C  
a  
r  
L  
i  
g  
h  
t  
T  
r  
u  
c  
k  
O  
i  
l  
-  
A  
i  
r  
-  
C  
a  
b  
i  
n



## MERCEDES BENZ 2007

## Pass Car Light Truck - Oil - Air - Cabin

Year/Año/Année Model/Modelo/Modèle Engine/Motor/Moteur	Eng. Code Código de motor Code moteur	VIN NIV NIV	GOLD Oil Aceite Huile	ProSelect Oil Aceite Huile	Platinum Oil Aceite Huile	GOLD Air Aire Air	ProSelect Air Aire Air	GOLD Cabin Air Cabina Aire Cabine Air	ProSelect Cabin Air Cabina Aire Cabine Air	Platinum Cabin Air Cabina Aire Cabine Air	Loc. Cabin Air Cabina Aire Cabine Air
--	---	-------------------	--------------------------------	-------------------------------------	------------------------------------	----------------------------	---------------------------------	--	---	--	--

## MERCEDES BENZ (Cont'd/Suite)

## 2007 (Cont'd/Suite)

## ML350

V6 3.5L 3498cc	272.967	7078	27078	N/A	6799 <sup>394</sup>	26799 <sup>394</sup>	9376	229376	N/A	3
----------------	---------	------	-------	-----	---------------------	----------------------	------	--------	-----	---

## ML500

V8 5.0L 4973cc	113.964	7078	27078	N/A	6799 <sup>394</sup>	26799 <sup>394</sup>	9376	229376	N/A	3
----------------	---------	------	-------	-----	---------------------	----------------------	------	--------	-----	---

## ML63 AMG

V8 6.3L 6208cc	156.980	7010	N/A	N/A	9504	N/A	9376	229376	N/A	3
----------------	---------	------	-----	-----	------	-----	------	--------	-----	---

## R320 CDI

V6 3.0L 2987cc Turbo Diesel	642.950	7062	27062	N/A	2468	N/A	9376	229376	N/A	3
-----------------------------	---------	------	-------	-----	------	-----	------	--------	-----	---

## R350

V6 3.5L 3498cc	272.967	7078	27078	N/A	6799 <sup>394</sup>	26799 <sup>394</sup>	9376	229376	N/A	3
----------------	---------	------	-------	-----	---------------------	----------------------	------	--------	-----	---

## R500

V8 5.0L 4973cc	113.971	7078	27078	N/A	6799 <sup>394</sup>	26799 <sup>394</sup>	9376	229376	N/A	3
----------------	---------	------	-------	-----	---------------------	----------------------	------	--------	-----	---

## R63 AMG

V8 6.3L 6208cc	156.980	7010	N/A	N/A	9504	N/A	9376	229376	N/A	3
----------------	---------	------	-----	-----	------	-----	------	--------	-----	---

## S500

V8 5.5L 5461cc (Mex.)	273.961	7038	27038	N/A	6799	26799	4218	N/A	N/A	
-----------------------	---------	------	-------	-----	------	-------	------	-----	-----	--

## S550

V8 5.5L 5461cc	273.961	7078 7078	27078 27078	N/A N/A	6799 <sup>394</sup> 6799 <sup>394</sup>	26799 <sup>394</sup> 26799 <sup>394</sup>	4218 4218	N/A N/A	N/A N/A	4 4
----------------	---------	--------------	----------------	------------	--	--	--------------	------------	------------	--------

## S550 4MATIC

V8 5.5L 5461cc	273.968	7078 7078	27078 27078	N/A N/A	6799 6799	26799 26799	4218 4218	N/A N/A	N/A N/A	4 4
----------------	---------	--------------	----------------	------------	--------------	----------------	--------------	------------	------------	--------

## S600

V12 5.5L 5513cc 336 CID Turbo	275.953	7198	N/A	N/A	N/A <sup>394</sup>	N/A <sup>394</sup>	4218	N/A	N/A	4
-------------------------------	---------	------	-----	-----	--------------------	--------------------	------	-----	-----	---

## S65 AMG

V12 6.0L 5980cc 365 CID Turbo	275.982	7198	N/A	N/A	N/A <sup>394</sup>	N/A <sup>394</sup>	4218	N/A	N/A	4
-------------------------------	---------	------	-----	-----	--------------------	--------------------	------	-----	-----	---

## SL55 AMG

V8 5.5L 5439cc 335 CID Super Charged	113.995	7078	27078	N/A	200899	N/A	9356	N/A	N/A	4
--------------------------------------	---------	------	-------	-----	--------	-----	------	-----	-----	---

## SL550

V8 5.5L 5461cc	273.965	7078	27078	N/A	6799 <sup>394</sup>	26799 <sup>394</sup>	9356	N/A	N/A	4
----------------	---------	------	-------	-----	---------------------	----------------------	------	-----	-----	---

## SL600

V12 5.5L 5513cc 336 CID Turbo	275.954	7198	N/A	N/A	N/A <sup>394</sup>	N/A <sup>394</sup>	9356	N/A	N/A	4
-------------------------------	---------	------	-----	-----	--------------------	--------------------	------	-----	-----	---

## SL65 AMG

V12 6.0L 5980cc 365 CID Turbo	275.981	7198	N/A	N/A	N/A <sup>394</sup>	N/A <sup>394</sup>	9356	N/A	N/A	4
-------------------------------	---------	------	-----	-----	--------------------	--------------------	------	-----	-----	---

## SLK200

L4 2.0L 1998cc (Mex.)		1145	21145	N/A	2620	N/A	4767	224767	N/A	
-----------------------	--	------	-------	-----	------	-----	------	--------	-----	--

## SLK280

V6 3.0L 2996cc	272.942	7078	27078	N/A	6799 <sup>394</sup>	26799 <sup>394</sup>	9373	N/A	N/A	4
----------------	---------	------	-------	-----	---------------------	----------------------	------	-----	-----	---

## SLK350

V6 3.5L 3498cc	272.963	7078	27078	N/A	6799 <sup>394</sup>	26799 <sup>394</sup>	9373	N/A	N/A	4
----------------	---------	------	-------	-----	---------------------	----------------------	------	-----	-----	---

## SLK55 AMG

V8 5.5L 5439cc 335 CID	113.989	7049	N/A	N/A	6799 <sup>394</sup>	26799 <sup>394</sup>	9373	N/A	N/A	4
------------------------	---------	------	-----	-----	---------------------	----------------------	------	-----	-----	---

## SLR MCLAREN

V8 5.5L 5439cc 335 CID Super Charged	155.980	N/A	N/A	N/A	2525	22525	9356	N/A	N/A	4
--------------------------------------	---------	-----	-----	-----	------	-------	------	-----	-----	---

## SPRINTER VAN

L4 2.1L 2148CC DOHC 16 Valve Turbo Diesel (Mex.)		7038	27038	N/A	9876	29876	9366	N/A	N/A	
--	--	------	-------	-----	------	-------	------	-----	-----	--

N/A = Not Available N/R = Not Required N/S = Not Servicable For cabin air locator chart, see pages 5-12 See pages 13-16 for footnotes

1) ProSelect - Normal Driving - Traditional Change Intervals 2) NAPA Gold - Severe Driving - OE Recommended intervals 3) NAPA Platinum - Harsh Driving - OE Recommend Intervals

N/A = Non disponible N/R = Non nécessaire N/S = Non réparable Voir le tableau des filtres et d'habitacle aux pages 5-12 Voir pages 13-16 pour des notes

1) NAPA ProSelect et Argent - Conduite normale - Intervalles normaux de remplacement 2) NAPA Or - Conduite difficile - Intervalles recommandés par FEO 3) NAPA Platine - Conduite très difficile - Intervalles recommandés par FEO

N/A = No disponible N/R = No requerido N/S = No Servicable Para el aire de la cabina y tabla de localización de filtro, consulte las páginas 5-12 Ver las páginas 13-16 para las notas al pie de página

1) NAPA ProSelect y Plata - Manejo normal - Intervalos normales de cambio 2) NAPA Oro - Manejo difícil - Intervalos recomendados por el OEM 3) NAPA Platino - Manejo muy difícil - Intervalos recomendados por el OEM

*Italicized Part Numbers May Not Be Available.*

Las piezas con números en *italicas* pueden no estar disponibles.  
Les numéros de pièce en *italiques* peuvent ne pas être disponibles.



Pass Car Light Truck - Oil - Air - Cabin

MERCEDES BENZ 2007-2006

Year/Año/Année Model/Modelo/Modèle Engine/Motor/Moteur	Eng. Code Código de motor Code moteur	VIN NIV NIV									Loc. Cabin Air Cabina Aire Cabine Air
			GOLD Oil Aceite Huile	ProSelect Oil Aceite Huile	Platinum Oil Aceite Huile	GOLD Air Aire Air	ProSelect Air Aire Air	GOLD Cabin Air Cabina Aire Cabine Air	ProSelect Cabin Air Cabina Aire Cabine Air	Platinum Cabin Air Cabina Aire Cabine Air	

MERCEDES BENZ (Cont'd/Suite)

**2007** (Cont'd/Suite)

VITO

L4 2.1L 2148CC DOHC 16 Valve Turbo Diesel (Mex.)			7038	27038	N/A	209420	N/A	559222	N/A	N/A	
--	--	--	------	-------	-----	--------	-----	--------	-----	-----	--

**2006**

A150

L4 1.5L 1498cc (Mex.)			1009	N/A	N/A	9024	N/A	N/A	N/A	N/A	
-----------------------	--	--	------	-----	-----	------	-----	-----	-----	-----	--

A180

L4 2.0L 1991cc Diesel (Mex.)			N/A	N/A	N/A			N/A	N/A	N/A	
------------------------------	--	--	-----	-----	-----	--	--	-----	-----	-----	--

A200

L4 2.0L 1991cc Diesel (Mex.)			N/A	N/A	N/A			N/A	N/A	N/A	
------------------------------	--	--	-----	-----	-----	--	--	-----	-----	-----	--

B200

L4 2.0L			1009	N/A	N/A	9024	N/A	N/A	N/A	N/A	
L4 2.0L Turbo			1009	N/A	N/A	9024	N/A	N/A	N/A	N/A	

C230

V6 2.5L 2496cc	272.920		7078	27078	N/A	6799 <sup>394</sup>	26799 <sup>394</sup>	4686 <sup>78</sup> 4118 <sup>79</sup>	224686 <sup>78</sup> N/A <sup>79</sup>	N/A <sup>78</sup> N/A <sup>79</sup>	4 4
----------------	---------	--	------	-------	-----	---------------------	----------------------	--	---	--	--------

C280

V6 3.0L 2996cc	272.940		7078	27078	N/A	6799 <sup>394</sup>	26799 <sup>394</sup>	4686 <sup>78</sup> 4118 <sup>79</sup>	224686 <sup>78</sup> N/A <sup>79</sup>	N/A <sup>78</sup> N/A <sup>79</sup>	4 4
----------------	---------	--	------	-------	-----	---------------------	----------------------	--	---	--	--------

C280 4MATIC

V6 3.0L 2996cc	272.941		7078	27078	N/A	6799	26799	4686 4118 <sup>79</sup>	224686 N/A <sup>79</sup>	N/A N/A <sup>79</sup>	4 4
----------------	---------	--	------	-------	-----	------	-------	----------------------------	-----------------------------	--------------------------	--------

C350

V6 3.5L 3498cc	272.960		7078	27078	N/A	6799 <sup>394</sup>	26799 <sup>394</sup>	4686 <sup>78</sup> 4118 <sup>79</sup>	224686 <sup>78</sup> N/A <sup>79</sup>	N/A <sup>78</sup> N/A <sup>79</sup>	4 4
----------------	---------	--	------	-------	-----	---------------------	----------------------	--	---	--	--------

C350 4MATIC

V6 3.5L 3498cc	272.970		7078	27078	N/A	6799	26799	4686 4118 <sup>79</sup>	224686 N/A <sup>79</sup>	N/A N/A <sup>79</sup>	4 4
----------------	---------	--	------	-------	-----	------	-------	----------------------------	-----------------------------	--------------------------	--------

C55 AMG

V8 5.4L 5439CC 332CID (Mex.)			1223	21223	41223	6799	26799	4118	N/A	N/A	
V8 5.5L 5439cc 335 CID	113.988		7078	27078	N/A	6799 <sup>394</sup>	26799 <sup>394</sup>	4686 <sup>78</sup> 4118 <sup>79</sup>	224686 <sup>78</sup> N/A <sup>79</sup>	N/A <sup>78</sup> N/A <sup>79</sup>	4 4

CL500

V8 5.0L 4966cc	113.960		7078	27078	N/A	6799 <sup>394</sup>	26799 <sup>394</sup>	4783 <sup>79</sup> 4778 <sup>78</sup>	224783 <sup>79</sup> 224778 <sup>78</sup>	N/A <sup>79</sup> N/A <sup>78</sup>	4 4
----------------	---------	--	------	-------	-----	---------------------	----------------------	--	--	--	--------

CL55 AMG

V8 5.5L 5439cc 335 CID Super Charged	113.991		7078	27078	N/A	200899	N/A	4783 <sup>79</sup> 4778 <sup>78</sup>	224783 <sup>79</sup> 224778 <sup>78</sup>	N/A <sup>79</sup> N/A <sup>78</sup>	4 4
--------------------------------------	---------	--	------	-------	-----	--------	-----	--	--	--	--------

CL600

V12 5.5L 5513cc 336 CID Turbo	275.950		7198	N/A	N/A	N/A <sup>394</sup>	N/A <sup>394</sup>	4783 <sup>79</sup> 4778 <sup>78</sup>	224783 <sup>79</sup> 224778 <sup>78</sup>	N/A <sup>79</sup> N/A <sup>78</sup>	4 4
-------------------------------	---------	--	------	-----	-----	--------------------	--------------------	--	--	--	--------

CL65 AMG

V12 6.0L 5980cc 365 CID Turbo	275.980		7198	N/A	N/A	N/A <sup>394</sup>	N/A <sup>394</sup>	4783 <sup>79</sup> 4778 <sup>78</sup>	224783 <sup>79</sup> 224778 <sup>78</sup>	N/A <sup>79</sup> N/A <sup>78</sup>	4 4
-------------------------------	---------	--	------	-----	-----	--------------------	--------------------	--	--	--	--------

CLK350

V6 3.5L 3498cc	272.960		7078	27078	N/A	6799 <sup>394</sup>	26799 <sup>394</sup>	4686 <sup>78</sup> 4118 <sup>79</sup>	224686 <sup>78</sup> N/A <sup>79</sup>	N/A <sup>78</sup> N/A <sup>79</sup>	4 4
----------------	---------	--	------	-------	-----	---------------------	----------------------	--	---	--	--------

CLK500

V8 5.0L 4966cc	113.968		7078	27078	N/A	6799 <sup>394</sup>	26799 <sup>394</sup>	4686 <sup>78</sup> 4118 <sup>79</sup>	224686 <sup>78</sup> N/A <sup>79</sup>	N/A <sup>78</sup> N/A <sup>79</sup>	4 4
----------------	---------	--	------	-------	-----	---------------------	----------------------	--	---	--	--------

CLK55 AMG

V8 5.5L 5439cc 335 CID	113.987		7078	27078	N/A	200899	N/A	4686 <sup>78</sup> 4118 <sup>79</sup>	224686 <sup>78</sup> N/A <sup>79</sup>	N/A <sup>78</sup> N/A <sup>79</sup>	4 4
------------------------	---------	--	------	-------	-----	--------	-----	--	---	--	--------

N/A = Not Available N/R = Not Required N/S = Not Servicable For cabin air locator chart, see pages 5-12 See pages 13-16 for footnotes

1) ProSelect - Normal Driving - Traditional Change Intervals 2) NAPA Gold - Severe Driving - OE Recommended intervals 3) NAPA Platinum - Harsh Driving - OE Recommend Intervals

N/A = Non disponible N/R = Non nécessaire N/S = Non réparable Voir le tableau des filtres et d'habitacle aux pages 5-12 Voir pages 13-16 pour des notes

1) NAPA ProSelect et Argent - Conduite normale - Intervalles normaux de remplacement 2) NAPA Or - Conduite difficile - Intervalles recommandés par FEO 3) NAPA Platine - Conduite très difficile - Intervalles recommandés par FEO

N/A = No disponible N/R = No requerido N/S = No Servicable Para el aire de la cabina y tabla de localización de filtro, consulte las páginas 5-12 Ver las páginas 13-16 para las notas al pie de página

1) NAPA ProSelect y Plata - Manejo normal - Intervalos normales de cambio 2) NAPA Oro - Manejo difícil - Intervalos recomendados por el OEM 3) NAPA Platino - Manejo muy difícil - Intervalos recomendados por el OEM

*Italicized Part Numbers May Not Be Available.*

Las piezas con números en *italicas* pueden no estar disponibles.

Les numéros de pièce en *italiques* peuvent ne pas être disponibles.

P  
a  
s  
s  
C  
a  
r  
L  
i  
g  
h  
t  
T  
r  
u  
c  
k  
O  
i  
l  
-  
A  
i  
r  
-  
C  
a  
b  
i  
n



## MERCEDES BENZ 2006

## Pass Car Light Truck - Oil - Air - Cabin

Year/Año/Année Model/Modelo/Modèle Engine/Motor/Moteur	Eng. Code Código de motor Code moteur	VIN NIV NIV	GOLD Oil Aceite Huile	ProSelect Oil Aceite Huile	Platinum Oil Aceite Huile	GOLD Air Aire Air	ProSelect Air Aire Air	GOLD Cabin Air Cabina Aire Cabine Air	ProSelect Cabin Air Cabina Aire Cabine Air	Platinum Cabin Air Cabina Aire Cabine Air	Loc. Cabin Air Cabina Aire Cabine Air
--	---	-------------------	--------------------------------	-------------------------------------	------------------------------------	----------------------------	---------------------------------	--	---	--	--

## MERCEDES BENZ (Cont'd/Suite)

## 2006 (Cont'd/Suite)

## CLS500

V8 5.0L 4966cc			7078	27078	N/A	6799 <sup>394</sup>	26799 <sup>394</sup>	4726 <sup>78</sup>	224726 <sup>78</sup>	N/A <sup>78</sup>	1
----------------	--	--	------	-------	-----	---------------------	----------------------	--------------------	----------------------	-------------------	---

## CLS55 AMG

V8 5.5L 5439cc 335 CID Super Charged			7078	27078	N/A	200899	N/A	4726	224726	N/A	1
--------------------------------------	--	--	------	-------	-----	--------	-----	------	--------	-----	---

## E320 CDI

L6 3.2L 3222cc Turbo Diesel	648.961		7328	N/A	N/A	9405	N/A	4726 <sup>78</sup>	224726 <sup>78</sup>	N/A <sup>78</sup>	1
-----------------------------	---------	--	------	-----	-----	------	-----	--------------------	----------------------	-------------------	---

## E350

V6 3.5L 3498cc			7078	27078	N/A	6799 <sup>394</sup>	26799 <sup>394</sup>	4726 <sup>78</sup>	224726 <sup>78</sup>	N/A <sup>78</sup>	1
----------------	--	--	------	-------	-----	---------------------	----------------------	--------------------	----------------------	-------------------	---

## E500

V8 5.0L 4966cc	113.967		7078	27078	N/A	6799 <sup>394</sup>	26799 <sup>394</sup>	4726 <sup>78</sup>	224726 <sup>78</sup>	N/A <sup>78</sup>	1
----------------	---------	--	------	-------	-----	---------------------	----------------------	--------------------	----------------------	-------------------	---

## E55 AMG

V8 5.5L 5439cc 335 CID Super Charged	113.990		7078	27078	N/A	200899	N/A	4726 <sup>78</sup>	224726 <sup>78</sup>	N/A <sup>78</sup>	1
--------------------------------------	---------	--	------	-------	-----	--------	-----	--------------------	----------------------	-------------------	---

## G500

V8 5.0L 4966cc	113.962		7078	27078	N/A	6799 <sup>394</sup>	26799 <sup>394</sup>	N/R	N/R	N/R	
----------------	---------	--	------	-------	-----	---------------------	----------------------	-----	-----	-----	--

## G55 AMG

V8 5.5L 5439cc 335 CID Super Charged	113.993		7078	27078	N/A	200899	N/A	239037	N/A	N/A	
--------------------------------------	---------	--	------	-------	-----	--------	-----	--------	-----	-----	--

## ML350

V6 3.5L 3498cc			7078	27078	N/A	6799 <sup>394</sup>	26799 <sup>394</sup>	9376	229376	N/A	3
----------------	--	--	------	-------	-----	---------------------	----------------------	------	--------	-----	---

## ML500

V8 5.0L 4966cc			7078	27078	N/A	6799 <sup>394</sup>	26799 <sup>394</sup>	4867	224867	N/A	7
----------------	--	--	------	-------	-----	---------------------	----------------------	------	--------	-----	---

## R350

V6 3.5L 3498cc			7078	27078	N/A	6799 <sup>394</sup>	26799 <sup>394</sup>	N/R	N/R	N/R	
----------------	--	--	------	-------	-----	---------------------	----------------------	-----	-----	-----	--

## R500

V8 5.0L 4966cc			7078	27078	N/A	6799 <sup>394</sup>	26799 <sup>394</sup>	9376	229376	N/A	3
----------------	--	--	------	-------	-----	---------------------	----------------------	------	--------	-----	---

## S350

V6 3.7L 3724cc			7078	27078	N/A	6799 <sup>394</sup>	26799 <sup>394</sup>	4218	N/A	N/A	4
----------------	--	--	------	-------	-----	---------------------	----------------------	------	-----	-----	---

## S430

V8 4.3L 4266cc			7078	27078	N/A	6799 <sup>394</sup>	26799 <sup>394</sup>	4783	224783	N/A	4
----------------	--	--	------	-------	-----	---------------------	----------------------	------	--------	-----	---

## S430 4MATIC

V8 4.3L 4266cc	113.948		7078	27078	N/A	6799	26799	4783	224783	N/A	4
----------------	---------	--	------	-------	-----	------	-------	------	--------	-----	---

## S500

V8 5.0L 4966cc	113.960		7078	27078	N/A	6799 <sup>394</sup>	26799 <sup>394</sup>	4783	224783	N/A	4
V8 5.5L 5461cc (Mex.)	273.961		7038	27038	N/A	6799	26799	4218	N/A	N/A	

## S500 4MATIC

V8 5.0L 4966cc	113.966		7078	27078	N/A	6799	26799	4783	224783	N/A	4
----------------	---------	--	------	-------	-----	------	-------	------	--------	-----	---

## S55 AMG

V8 5.5L 5439cc 335 CID Super Charged			7078	27078	N/A	200899	N/A	4783	224783	N/A	4
--------------------------------------	--	--	------	-------	-----	--------	-----	------	--------	-----	---

## S600

V12 5.5L 5513cc 336 CID Turbo			7198	N/A	N/A	N/A <sup>394</sup>	N/A <sup>394</sup>	4218	N/A	N/A	4
-------------------------------	--	--	------	-----	-----	--------------------	--------------------	------	-----	-----	---

## S65 AMG

V12 6.0L 5980cc 365 CID Turbo	275.980		7198	N/A	N/A	N/A <sup>394</sup>	N/A <sup>394</sup>	4783	224783	N/A	4
-------------------------------	---------	--	------	-----	-----	--------------------	--------------------	------	--------	-----	---

## SL500

V8 5.0L 4966cc	113.963		7078	27078	N/A	6799 <sup>394</sup>	26799 <sup>394</sup>	9356	N/A	N/A	4
----------------	---------	--	------	-------	-----	---------------------	----------------------	------	-----	-----	---

## SL55 AMG

V8 5.5L 5439cc 335 CID Super Charged	113.992		7078	27078	N/A	200899	N/A	9356	N/A	N/A	4
--------------------------------------	---------	--	------	-------	-----	--------	-----	------	-----	-----	---

N/A = Not Available N/R = Not Required N/S = Not Servicable For cabin air locator chart, see pages 5-12 See pages 13-16 for footnotes

1) ProSelect - Normal Driving - Traditional Change Intervals 2) NAPA Gold - Severe Driving - OE Recommended intervals 3) NAPA Platinum - Harsh Driving - OE Recommend Intervals

1) N/A Non disponible N/R = Non nécessaire N/S = Non réparable Voir le tableau des filtres et d'habitacle aux pages 5-12 Voir pages 13-16 pour des notes

1) NAPA ProSelect et Argent - Conduite normale - Intervalles normaux de remplacement 2) NAPA Or - Conduite difficile - Intervalles recommandés par FEO 3) NAPA Platine - Conduite très difficile - Intervalles recommandés par FEO

N/A = No disponible N/R = No requerido N/S = No Servicable Para el aire de la cabina y tabla de localización de filtro, consulte las páginas 5-12 Ver las páginas 13-16 para las notas al pie de página

1) NAPA ProSelect y Plata - Manejo normal - Intervalos normales de cambio 2) NAPA Oro - Manejo difícil - Intervalos recomendados por el OEM 3) NAPA Platino - Manejo muy difícil - Intervalos recomendados por el OEM

*Italicized Part Numbers May Not Be Available.*

Las piezas con números en *italicas* pueden no estar disponibles.  
Les numéros de pièce en *italiques* peuvent ne pas être disponibles.



Pass Car Light Truck - Oil - Air - Cabin

MERCEDES BENZ 2006-2005

Year/Año/Année Model/Modelo/Modèle Engine/Motor/Moteur	Eng. Code Código de motor Code moteur	VIN NIV NIV	GOLD Oil Aceite Huile	ProSelect Oil Aceite Huile	Platinum Oil Aceite Huile	GOLD Air Aire Air	ProSelect Air Aire Air	GOLD Cabin Air Cabina Aire Cabine Air	ProSelect Cabin Air Cabina Aire Cabine Air	Platinum Cabin Air Cabina Aire Cabine Air	Loc. Cabin Air Cabina Aire Cabine Air
--	---	-------------------	--------------------------------	-------------------------------------	------------------------------------	----------------------------	---------------------------------	--	---	--	--

MERCEDES BENZ (Cont'd/Suite)

**2006** (Cont'd/Suite)

**SL600**

V12 5.5L 5513cc 336 CID Turbo	275.951		7198	N/A	N/A	N/A <sup>394</sup>	N/A <sup>394</sup>	9356	N/A	N/A	4
-------------------------------	---------	--	------	-----	-----	--------------------	--------------------	------	-----	-----	---

**SL65 AMG**

V12 6.0L 5980cc 365 CID Turbo	275.981		7198	N/A	N/A	N/A <sup>394</sup>	N/A <sup>394</sup>	9356	N/A	N/A	4
-------------------------------	---------	--	------	-----	-----	--------------------	--------------------	------	-----	-----	---

**SLK200**

L4 2.0L 1998cc (Mex.)			1145	21145	N/A	2620	N/A	4767	224767	N/A	
-----------------------	--	--	------	-------	-----	------	-----	------	--------	-----	--

**SLK280**

V6 3.0L 2996cc	272.942		7078	27078	N/A	6799 <sup>394</sup>	26799 <sup>394</sup>	9373	N/A	N/A	4
----------------	---------	--	------	-------	-----	---------------------	----------------------	------	-----	-----	---

**SLK350**

V6 3.5L 3498cc	272.963		7078	27078	N/A	6799 <sup>394</sup>	26799 <sup>394</sup>	9373	N/A	N/A	4
----------------	---------	--	------	-------	-----	---------------------	----------------------	------	-----	-----	---

**SLK55 AMG**

V8 5.5L 5439cc 335 CID	113.989		7078	27078	N/A	6799 <sup>394</sup>	26799 <sup>394</sup>	9373	N/A	N/A	4
------------------------	---------	--	------	-------	-----	---------------------	----------------------	------	-----	-----	---

**SLR MCLAREN**

V8 5.5L 5439cc 335 CID Super Charged	155.980		N/A	N/A	N/A	2525	22525	9356	N/A	N/A	4
--------------------------------------	---------	--	-----	-----	-----	------	-------	------	-----	-----	---

**SPRINTER VAN**

L5 2.7L 2685cc Diesel (Mex.)			7038	27038	N/A	2351	N/A	9262	N/A	N/A	
------------------------------	--	--	------	-------	-----	------	-----	------	-----	-----	--

**VITO**

L4 2.1L 2148CC DOHC 16 Valve Turbo Diesel (Mex.)			7038	27038	N/A	209420	N/A	559222	N/A	N/A	
--	--	--	------	-------	-----	--------	-----	--------	-----	-----	--

**2005**

**A 160**

L4 1.6L 1598cc M166.960 (Mex.)Automoviles			107227	N/A	N/A	N/A	N/A	N/A	N/A	N/A	
---	--	--	--------	-----	-----	-----	-----	-----	-----	-----	--

**A 190**

L4 1.9L 1898cc M166 (Mex.)Automoviles			107227	N/A	N/A	N/A	N/A	N/A	N/A	N/A	
---------------------------------------	--	--	--------	-----	-----	-----	-----	-----	-----	-----	--

**A150**

L4 1.5L 1498cc (Mex.)			1009	N/A	N/A	9024	N/A	N/A	N/A	N/A	
-----------------------	--	--	------	-----	-----	------	-----	-----	-----	-----	--

**A180**

L4 2.0L 1991cc Diesel (Mex.)			N/A	N/A	N/A			N/A	N/A	N/A	
------------------------------	--	--	-----	-----	-----	--	--	-----	-----	-----	--

**A190**

L4 1.9L 1898cc M166 (Mex.)			107227	N/A	N/A	N/A	N/A	N/A	N/A	N/A	
----------------------------	--	--	--------	-----	-----	-----	-----	-----	-----	-----	--

**A200**

L4 2.0L 1991cc Diesel (Mex.)			N/A	N/A	N/A			N/A	N/A	N/A	
------------------------------	--	--	-----	-----	-----	--	--	-----	-----	-----	--

**C230**

L4 1.8L 1796cc Super Charged			7009	27009	N/A	9214	N/A	4686 <sup>78</sup> 4118 <sup>79</sup>	224686 <sup>78</sup> N/A <sup>79</sup>	N/A <sup>78</sup> N/A <sup>79</sup>	4 4
------------------------------	--	--	------	-------	-----	------	-----	--	---	--	--------

**C240**

V6 2.6L 2597cc	112.912		7078	27078	N/A	6799 <sup>394</sup>	26799 <sup>394</sup>	4686 <sup>78</sup> 4118 <sup>79</sup>	224686 <sup>78</sup> N/A <sup>79</sup>	N/A <sup>78</sup> N/A <sup>79</sup>	4 4
----------------	---------	--	------	-------	-----	---------------------	----------------------	--	---	--	--------

**C240 4MATIC**

V6 2.6L 2597cc	112.916		7078	27078	N/A	6799	26799	4686 4118 <sup>79</sup>	224686 N/A <sup>79</sup>	N/A N/A <sup>79</sup>	4 4
----------------	---------	--	------	-------	-----	------	-------	----------------------------	-----------------------------	--------------------------	--------

**C320**

V6 3.2L 3199cc			7078	27078	N/A	6799 <sup>394</sup>	26799 <sup>394</sup>	4686 <sup>78</sup> 4118 <sup>79</sup>	224686 <sup>78</sup> N/A <sup>79</sup>	N/A <sup>78</sup> N/A <sup>79</sup>	4 4
----------------	--	--	------	-------	-----	---------------------	----------------------	--	---	--	--------

V6 3.2L 3199cc Flex			7078	27078	N/A	6799 <sup>394</sup>	26799 <sup>394</sup>	4686 <sup>78</sup> 4118 <sup>79</sup>	224686 <sup>78</sup> N/A <sup>79</sup>	N/A <sup>78</sup> N/A <sup>79</sup>	4 4
---------------------	--	--	------	-------	-----	---------------------	----------------------	--	---	--	--------

**C320 4MATIC**

V6 3.2L 3199cc	112.953		7078	27078	N/A	6799	26799	4686 4118 <sup>79</sup>	224686 N/A <sup>79</sup>	N/A N/A <sup>79</sup>	4 4
----------------	---------	--	------	-------	-----	------	-------	----------------------------	-----------------------------	--------------------------	--------

N/A = Not Available N/R = Not Required N/S = Not Servicable For cabin air locator chart, see pages 5-12 See pages 13-16 for footnotes

1) ProSelect - Normal Driving - Traditional Change Intervals 2) NAPA Gold - Severe Driving - OE Recommended intervals 3) NAPA Platinum - Harsh Driving - OE Recommend Intervals

N/A = Non disponible N/R = Non nécessaire N/S = Non réparable Voir le tableau des filtres et d'habitacle aux pages 5-12 Voir pages 13-16 pour des notes

1) NAPA ProSelect et Argent - Conduite normale - Intervalles normaux de remplacement 2) NAPA Or - Conduite difficile - Intervalles recommandés par FEO 3) NAPA Platine - Conduite très difficile - Intervalles recommandés par FEO

N/A = No disponible N/R = No requerido N/S = No Servicable Para el aire de la cabina y tabla de localización de filtro, consulte las páginas 5-12 Ver las páginas 13-16 para las notas al pie de página

1) NAPA ProSelect y Plata - Manejo normal - Intervalos normales de cambio 2) NAPA Oro - Manejo difícil - Intervalos recomendados por el OEM 3) NAPA Platino - Manejo muy difícil - Intervalos recomendados por el OEM

*Italicized Part Numbers May Not Be Available.*

Las piezas con números en *italicas* pueden no estar disponibles.

Les numéros de pièce en *italiques* peuvent ne pas être disponibles.

P  
a  
s  
s  
C  
a  
r  
L  
i  
g  
h  
t  
T  
r  
u  
c  
k  
O  
i  
l  
-  
A  
i  
r  
-  
C  
a  
b  
i  
n



MERCEDES BENZ 2005

Pass Car Light Truck - Oil - Air - Cabin

Year/Año/Année Model/Modelo/Modelé Engine/Motor/Moteur	Eng. Code Código de motor Code moteur	VIN NIV NIV	GOLD Oil Aceite Huile	ProSelect Oil Aceite Huile	Platinum Oil Aceite Huile	GOLD Air Aire Air	ProSelect Air Aire Air	GOLD Cabin Air Cabina Aire Cabine Air	ProSelect Cabin Air Cabina Aire Cabine Air	Platinum Cabin Air Cabina Aire Cabine Air	Loc. Cabin Air Cabina Aire Cabine Air
--	---	-------------------	--------------------------------	-------------------------------------	------------------------------------	----------------------------	---------------------------------	--	---	--	--

MERCEDES BENZ (Cont'd/Suite)

**2005** (Cont'd/Suite)

**C55 AMG**

V8 5.4L 5439CC 332CID (Mex.)			1223	21223	41223	6799	26799	4118	N/A	N/A	
V8 5.5L 5439cc 335 CID			7078	27078	N/A	6799 <sup>394</sup>	26799 <sup>394</sup>	4686 <sup>78</sup> 4118 <sup>79</sup>	224686 <sup>78</sup> N/A <sup>79</sup>	N/A <sup>78</sup> N/A <sup>79</sup>	4 4

**CL500**

V8 5.0L 4973cc			7078	27078	N/A	6799 <sup>394</sup>	26799 <sup>394</sup>	4778 4783 <sup>79</sup>	224778 224783 <sup>79</sup>	N/A N/A <sup>79</sup>	4 4
----------------	--	--	------	-------	-----	---------------------	----------------------	----------------------------	--------------------------------	--------------------------	--------

**CL55 AMG**

V8 5.5L 5439cc 335 CID Super Charged			7078	27078	N/A	200899	N/A	4783 <sup>79</sup> 4778 <sup>78</sup>	224783 <sup>79</sup> 224778 <sup>78</sup>	N/A <sup>79</sup> N/A <sup>78</sup>	4 4
--------------------------------------	--	--	------	-------	-----	--------	-----	--	--	--	--------

**CL600**

V12 5.5L 5513cc 336 CID Turbo			7198	N/A	N/A	N/A <sup>394</sup>	N/A <sup>394</sup>	4783 <sup>79</sup> 4778 <sup>78</sup>	224783 <sup>79</sup> 224778 <sup>78</sup>	N/A <sup>79</sup> N/A <sup>78</sup>	4 4
-------------------------------	--	--	------	-----	-----	--------------------	--------------------	--	--	--	--------

**CL65 AMG**

V12 6.0L 5980cc 365 CID Turbo	275.980		7198	N/A	N/A	N/A <sup>394</sup>	N/A <sup>394</sup>	4783 <sup>79</sup> 4778 <sup>78</sup>	224783 <sup>79</sup> 224778 <sup>78</sup>	N/A <sup>79</sup> N/A <sup>78</sup>	4 4
-------------------------------	---------	--	------	-----	-----	--------------------	--------------------	--	--	--	--------

**CLK320**

V6 3.2L 3199cc			1226	21226 <sup>70</sup>	41226	6799 <sup>394</sup>	26799 <sup>394</sup>	4686 <sup>78</sup> 4118 <sup>79</sup>	224686 <sup>78</sup> N/A <sup>79</sup>	N/A <sup>78</sup> N/A <sup>79</sup>	4 4
----------------	--	--	------	---------------------	-------	---------------------	----------------------	--	---	--	--------

**CLK500**

V8 5.0L 4973cc			7078	27078	N/A	6799 <sup>394</sup>	26799 <sup>394</sup>	4686 <sup>78</sup> 4118 <sup>79</sup>	224686 <sup>78</sup> N/A <sup>79</sup>	N/A <sup>78</sup> N/A <sup>79</sup>	4 4
----------------	--	--	------	-------	-----	---------------------	----------------------	--	---	--	--------

**CLK55 AMG**

V8 5.5L 5439cc 335 CID			7078	27078	N/A	200899	N/A	4686 <sup>78</sup> 4118 <sup>79</sup>	224686 <sup>78</sup> N/A <sup>79</sup>	N/A <sup>78</sup> N/A <sup>79</sup>	4 4
------------------------	--	--	------	-------	-----	--------	-----	--	---	--	--------

**CLS500**

V8 5.0L 4966cc			7078	27078	N/A	6799	26799	4726	224726	N/A	1
----------------	--	--	------	-------	-----	------	-------	------	--------	-----	---

**E320**

V6 3.2L 3199cc	112.949		7078	27078	N/A	6799 <sup>394</sup>	26799 <sup>394</sup>	4726 <sup>78</sup>	224726 <sup>78</sup>	N/A <sup>78</sup>	4
----------------	---------	--	------	-------	-----	---------------------	----------------------	--------------------	----------------------	-------------------	---

**E320 4MATIC**

V6 3.2L 3199cc	112.954		7078	27078	N/A	6799	26799	4726	224726	N/A	4
----------------	---------	--	------	-------	-----	------	-------	------	--------	-----	---

**E320 CDI**

L6 3.2L 3222cc Turbo Diesel	648.961		7328	N/A	N/A	9405	N/A	4726 <sup>78</sup>	224726 <sup>78</sup>	N/A <sup>78</sup>	1
-----------------------------	---------	--	------	-----	-----	------	-----	--------------------	----------------------	-------------------	---

**E350**

V6 3.5L 3498cc			7078	27078	N/A	6799 <sup>394</sup>	26799 <sup>394</sup>	4726	224726	N/A	1
----------------	--	--	------	-------	-----	---------------------	----------------------	------	--------	-----	---

**E500**

V8 5.0L 4973cc			7078	27078	N/A	6799 <sup>394</sup>	26799 <sup>394</sup>	4726 <sup>78</sup>	224726 <sup>78</sup>	N/A <sup>78</sup>	1
----------------	--	--	------	-------	-----	---------------------	----------------------	--------------------	----------------------	-------------------	---

**E500 4MATIC**

V8 5.0L 4966cc	113.969		7078	27078	N/A	6799	26799	4726	224726	N/A	1
----------------	---------	--	------	-------	-----	------	-------	------	--------	-----	---

**E55 AMG**

V8 5.5L 5439cc 335 CID Super Charged			7078	27078	N/A	200899	N/A	4726 <sup>78</sup>	224726 <sup>78</sup>	N/A <sup>78</sup>	1
--------------------------------------	--	--	------	-------	-----	--------	-----	--------------------	----------------------	-------------------	---

**G500**

V8 5.0L 4973cc			7078	27078	N/A	6799	26799	239037	N/A	N/A	
----------------	--	--	------	-------	-----	------	-------	--------	-----	-----	--

**G55 AMG**

V8 5.5L 5439cc 335 CID Super Charged			7078	27078	N/A	6799 <sup>394</sup>	26799 <sup>394</sup>	239037	N/A	N/A	
--------------------------------------	--	--	------	-------	-----	---------------------	----------------------	--------	-----	-----	--

**ML350**

V6 3.7L 3699cc			7078	27078	N/A	6321	N/A	4867	224867	N/A	7
----------------	--	--	------	-------	-----	------	-----	------	--------	-----	---

**ML500**

V8 5.0L 4973cc			7078	27078	N/A	6321	N/A	4867	224867	N/A	7
----------------	--	--	------	-------	-----	------	-----	------	--------	-----	---

N/A = Not Available N/R = Not Required N/S = Not Serviceable For cabin air locator chart, see pages 5-12 See pages 13-16 for footnotes

1) ProSelect - Normal Driving - Traditional Change Intervals 2) NAPA Gold - Severe Driving - OE Recommended intervals 3) NAPA Platinum - Harsh Driving - OE Recommend Intervals

N/A = Non disponible N/R = Non nécessaire N/S = Non réparable Voir le tableau des filtres et d'habitacle aux pages 5-12 Voir pages 13-16 pour des notes

1) NAPA ProSelect et Argent - Conduite normale - Intervalles normaux de remplacement 2) NAPA Or - Conduite difficile - Intervalles recommandés par FEO 3) NAPA Platine - Conduite très difficile - Intervalles recommandés par FEO

N/A = No disponible N/R = No requerido N/S = No Serviceable Para el aire de la cabina y tabla de localización de filtro, consulte las páginas 5-12 Ver las páginas 13-16 para las notas al pie de página

1) NAPA ProSelect y Plata - Manejo normal - Intervalos normales de cambio 2) NAPA Oro - Manejo difícil - Intervalos recomendados por el OEM 3) NAPA Platino - Manejo muy difícil - Intervalos recomendados por el OEM

*Italicized Part Numbers May Not Be Available.*

Las piezas con números en *italicas* pueden no estar disponibles.  
Les numéros de pièce en *italiques* peuvent ne pas être disponibles.



Pass Car Light Truck - Oil - Air - Cabin

MERCEDES BENZ 2005-2004

Year/Año/Année Model/Modelo/Modèle Engine/Motor/Moteur	Eng. Code Código de motor Code moteur	VIN NIV NIV	GOLD Oil Aceite Huile	ProSelect Oil Aceite Huile	Platinum Oil Aceite Huile	GOLD Air Aire Air	ProSelect Air Aire Air	GOLD Cabin Air Cabina Aire Cabine Air	ProSelect Cabin Air Cabina Aire Cabine Air	Platinum Cabin Air Cabina Aire Cabine Air	Loc. Cabin Air Cabina Aire Cabine Air
--	---	-------------------	--------------------------------	-------------------------------------	------------------------------------	----------------------------	---------------------------------	--	---	--	--

MERCEDES BENZ (Cont'd/Suite)

**2005** (Cont'd/Suite)

S430

V8 4.3L 4266cc			7078	27078	N/A	6799 <sup>394</sup>	26799 <sup>394</sup>	4783	224783	N/A	4
----------------	--	--	------	-------	-----	---------------------	----------------------	------	--------	-----	---

S430 4MATIC

V8 4.3L 4266cc	113.948		7078	27078	N/A	6799	26799	4783	224783	N/A	4
----------------	---------	--	------	-------	-----	------	-------	------	--------	-----	---

S500

V8 5.0L 4966cc	113.960		7078	27078	N/A	6799 <sup>394</sup>	26799 <sup>394</sup>	4783	224783	N/A	4
----------------	---------	--	------	-------	-----	---------------------	----------------------	------	--------	-----	---

S500 4MATIC

V8 5.0L 4966cc	113.966		7078	27078	N/A	6799	26799	4783	224783	N/A	4
----------------	---------	--	------	-------	-----	------	-------	------	--------	-----	---

S55 AMG

V8 5.5L 5439cc 335 CID Super Charged			7078	27078	N/A	200899	N/A	4783	224783	N/A	4
--------------------------------------	--	--	------	-------	-----	--------	-----	------	--------	-----	---

S600

V12 5.5L 5513cc 336 CID Turbo			7198	N/A	N/A	N/A <sup>394</sup>	N/A <sup>394</sup>	4783 <sup>79</sup> 4778 <sup>78</sup>	224783 <sup>79</sup> 224778 <sup>78</sup>	N/A <sup>79</sup> N/A <sup>78</sup>	4 4
-------------------------------	--	--	------	-----	-----	--------------------	--------------------	--	--	--	--------

S65 AMG

V12 6.0L 5980cc 365 CID Turbo (Mex.)	275.982		7198	N/A	N/A	N/A	N/A	4218	N/A	N/A	
--------------------------------------	---------	--	------	-----	-----	-----	-----	------	-----	-----	--

SL500

V8 5.0L 4973cc			7078	27078	N/A	6799	26799	9356	N/A	N/A	4
----------------	--	--	------	-------	-----	------	-------	------	-----	-----	---

SL55 AMG

V8 5.5L 5439cc 335 CID Super Charged			7078	27078	N/A	200899	N/A	9356	N/A	N/A	4
--------------------------------------	--	--	------	-------	-----	--------	-----	------	-----	-----	---

SL600

V12 5.5L 5513cc 336 CID Turbo			7198	N/A	N/A	N/A <sup>394</sup>	N/A <sup>394</sup>	9356	N/A	N/A	4
-------------------------------	--	--	------	-----	-----	--------------------	--------------------	------	-----	-----	---

SL65 AMG

V12 6.0L 5980cc 365 CID Turbo	275.981		7198	N/A	N/A	N/A	N/A	9356	N/A	N/A	4
-------------------------------	---------	--	------	-----	-----	-----	-----	------	-----	-----	---

SLK200

L4 2.0L 1998cc (Mex.)			1145	21145	N/A	2620	N/A	4767	224767	N/A	
-----------------------	--	--	------	-------	-----	------	-----	------	--------	-----	--

SLK350

V6 3.5L 3498cc	272.963		7078	27078	N/A	6799 <sup>394</sup>	26799 <sup>394</sup>	9373	N/A	N/A	4
----------------	---------	--	------	-------	-----	---------------------	----------------------	------	-----	-----	---

SLK55 AMG

V8 5.5L 5439cc 335 CID			7078	27078	N/A	6799 <sup>394</sup>	26799 <sup>394</sup>	9373	N/A	N/A	4
------------------------	--	--	------	-------	-----	---------------------	----------------------	------	-----	-----	---

SLR MCLAREN

V8 5.5L 5439cc 335 CID Super Charged	155.980		N/A	N/A	N/A	2525	22525	9356	N/A	N/A	4
--------------------------------------	---------	--	-----	-----	-----	------	-------	------	-----	-----	---

SPRINTER VAN

L5 2.7L 2685cc Diesel (Mex.)			7038	27038	N/A	2351	N/A	9262	N/A	N/A	
------------------------------	--	--	------	-------	-----	------	-----	------	-----	-----	--

VITO

L4 2.1L 2148CC DOHC 16 Valve Turbo Diesel (Mex.)			7038	27038	N/A	209420	N/A	559222	N/A	N/A	
--	--	--	------	-------	-----	--------	-----	--------	-----	-----	--

**2004**

A 160

L4 1.6L 1598cc M166.960 (Mex.)Automoviles			107227	N/A	N/A	N/A	N/A	N/A N/A	N/A N/A	N/A N/A	
---	--	--	--------	-----	-----	-----	-----	------------	------------	------------	--

A 190

L4 1.9L 1898cc M166 (Mex.)Automoviles			107227	N/A	N/A	N/A	N/A	N/A	N/A	N/A	
---------------------------------------	--	--	--------	-----	-----	-----	-----	-----	-----	-----	--

A 140

L4 1.4L 1397cc (Mex.)			107227	N/A	N/A	N/A	N/A	N/A	N/A	N/A	
L4 1.6L 1598cc M166.960 (Mex.)			7038	27038	N/A	N/A	N/A	N/A	N/A	N/A	

N/A = Not Available N/R = Not Required N/S = Not Servicable For cabin air locator chart, see pages 5-12 See pages 13-16 for footnotes

1) ProSelect - Normal Driving - Traditional Change Intervals 2) NAPA Gold - Severe Driving - OE Recommended intervals 3) NAPA Platinum - Harsh Driving - OE Recommend Intervals

N/A = Non disponible N/R = Non nécessaire N/S = Non réparable Voir le tableau des filtres et d'habitacle aux pages 5-12 Voir pages 13-16 pour des notes

1) NAPA ProSelect et Argent - Conduite normale - Intervalles normaux de remplacement 2) NAPA Or - Conduite difficile - Intervalles recommandés par FEO 3) NAPA Platine - Conduite très difficile - Intervalles recommandés par FEO

N/A = No disponible N/R = No requerido N/S = No Servicable Para el aire de la cabina y tabla de localización de filtro, consulte las páginas 5-12 Ver las páginas 13-16 para las notas al pie de página

1) NAPA ProSelect y Plata - Manejo normal - Intervalos normales de cambio 2) NAPA Oro - Manejo difícil - Intervalos recomendados por el OEM 3) NAPA Platino - Manejo muy difícil - Intervalos recomendados por el OEM

*Italicized Part Numbers May Not Be Available.*

Las piezas con números en *italicas* pueden no estar disponibles.

Les numéros de pièce en *italiques* peuvent ne pas être disponibles.

P  
a  
s  
s  
C  
a  
r  
L  
i  
g  
h  
t  
T  
r  
u  
c  
k  
O  
i  
l  
-  
A  
i  
r  
-  
C  
a  
b  
i  
n





MERCEDES BENZ 2004

Pass Car Light Truck - Oil - Air - Cabin

Year/Año/Année Model/Modelo/Modèle Engine/Motor/Moteur	Eng. Code Código de motor Code moteur	VIN NIV NIV	GOLD Oil Aceite Huile	ProSelect Oil Aceite Huile	Platinum Oil Aceite Huile	GOLD Air Aire Air	ProSelect Air Aire Air	GOLD Cabin Air Cabina Aire Cabine Air	ProSelect Cabin Air Cabina Aire Cabine Air	Platinum Cabin Air Cabina Aire Cabine Air	Loc. Cabin Air Cabina Aire Cabine Air
--	---	-------------------	--------------------------------	-------------------------------------	------------------------------------	----------------------------	---------------------------------	--	---	--	--

MERCEDES BENZ (Cont'd/Suite)

**2004** (Cont'd/Suite)

**A190**

L4 1.9L 1898cc M166 (Mex.)			107227	N/A	N/A	N/A	N/A	N/A	N/A	N/A	
----------------------------	--	--	--------	-----	-----	-----	-----	-----	-----	-----	--

**A210**

L4 2.1L 2084cc (Mex.)			107227	N/A	N/A	N/A	N/A	N/A	N/A	N/A	
-----------------------	--	--	--------	-----	-----	-----	-----	-----	-----	-----	--

**C160**

L4 1.8L 1796cc Super Charged (Mex.)			7009	27009	N/A	9214	N/A	N/A	N/A	N/A	
-------------------------------------	--	--	------	-------	-----	------	-----	-----	-----	-----	--

**C200**

L4 1.8L 1796cc Super Charged (Mex.)			7009	27009	N/A	2156	22156	N/A	N/A	N/A	
-------------------------------------	--	--	------	-------	-----	------	-------	-----	-----	-----	--

**C230**

L4 1.8L 1796cc Super Charged			7009	27009	N/A	9214	N/A	4686 <sup>78</sup> 4118 <sup>79</sup>	224686 <sup>78</sup> N/A <sup>79</sup>	N/A <sup>78</sup> N/A <sup>79</sup>	4 4
------------------------------	--	--	------	-------	-----	------	-----	--	---	--	--------

**C240**

V6 2.6L 2597cc	112.912		1226	21226 <sup>70</sup>	41226	6799 <sup>394</sup>	26799 <sup>394</sup>	4686 <sup>78</sup> 4118 <sup>79</sup>	224686 <sup>78</sup> N/A <sup>79</sup>	N/A <sup>78</sup> N/A <sup>79</sup>	4 4
----------------	---------	--	------	---------------------	-------	---------------------	----------------------	--	---	--	--------

**C240 4MATIC**

V6 2.6L 2597cc	112.916		1226	21226	41226	6799	26799	4686 4118 <sup>79</sup>	224686 N/A <sup>79</sup>	N/A N/A <sup>79</sup>	4 4
----------------	---------	--	------	-------	-------	------	-------	----------------------------	-----------------------------	--------------------------	--------

**C32 AMG**

V6 3.2L 3199cc Super Charged			1226	21226 <sup>70</sup>	41226	6875	N/A	4686 <sup>78</sup> 4118 <sup>79</sup>	224686 <sup>78</sup> N/A <sup>79</sup>	N/A <sup>78</sup> N/A <sup>79</sup>	4 4
------------------------------	--	--	------	---------------------	-------	------	-----	--	---	--	--------

**C320**

V6 3.2L 3199cc	112.946		1226	21226 <sup>70</sup>	41226	6799 <sup>394</sup>	26799 <sup>394</sup>	4686 4118 <sup>79</sup>	224686 N/A <sup>79</sup>	N/A N/A <sup>79</sup>	4 4
V6 3.2L 3199cc Flex	112.946		1226	21226 <sup>70</sup>	41226	6799 <sup>394</sup>	26799 <sup>394</sup>	4686 <sup>78</sup> 4118 <sup>79</sup>	224686 <sup>78</sup> N/A <sup>79</sup>	N/A <sup>78</sup> N/A <sup>79</sup>	4 4

**C320 4MATIC**

V6 3.2L 3199cc	112.953		1226	21226	41226	6799	26799	4686 4118 <sup>79</sup>	224686 N/A <sup>79</sup>	N/A N/A <sup>79</sup>	4 4
----------------	---------	--	------	-------	-------	------	-------	----------------------------	-----------------------------	--------------------------	--------

**CL500**

V8 5.0L 4973cc	113.960		1226	21226 <sup>70</sup>	41226	6799 <sup>394</sup>	26799 <sup>394</sup>	4778 <sup>78</sup> 4783 <sup>79</sup>	224778 <sup>78</sup> 224783 <sup>79</sup>	N/A <sup>78</sup> N/A <sup>79</sup>	4 4
----------------	---------	--	------	---------------------	-------	---------------------	----------------------	--	--	--	--------

**CL55 AMG**

V8 5.5L 5439cc 335 CID Super Charged			1226	21226 <sup>70</sup>	41226	200899	N/A	4783 <sup>79</sup> 4778 <sup>78</sup>	224783 <sup>79</sup> 224778 <sup>78</sup>	N/A <sup>79</sup> N/A <sup>78</sup>	4 4
--------------------------------------	--	--	------	---------------------	-------	--------	-----	--	--	--	--------

**CL600**

V12 5.5L 5513cc 336 CID Turbo			1226	21226 <sup>70</sup>	41226			4783 <sup>79</sup> 4778 <sup>78</sup>	224783 <sup>79</sup> 224778 <sup>78</sup>	N/A <sup>79</sup> N/A <sup>78</sup>	4 4
-------------------------------	--	--	------	---------------------	-------	--	--	--	--	--	--------

**CLK320**

V6 3.2L 3199cc			1226	21226 <sup>70</sup>	41226	6799 <sup>394</sup>	26799 <sup>394</sup>	4686 <sup>78</sup> 4118 <sup>79</sup>	224686 <sup>78</sup> N/A <sup>79</sup>	N/A <sup>78</sup> N/A <sup>79</sup>	4 4
----------------	--	--	------	---------------------	-------	---------------------	----------------------	--	---	--	--------

**CLK500**

V8 5.0L 4973cc			1226	21226 <sup>70</sup>	41226	6799 <sup>394</sup>	26799 <sup>394</sup>	4118 <sup>79</sup> 4686 <sup>78</sup>	N/A <sup>79</sup> 224686 <sup>78</sup>	N/A <sup>79</sup> N/A <sup>78</sup>	4 4
----------------	--	--	------	---------------------	-------	---------------------	----------------------	--	---	--	--------

**CLK55 AMG**

V8 5.5L 5439cc 335 CID			1226	21226 <sup>70</sup>	41226	200899	N/A	4686 <sup>78</sup> 4118 <sup>79</sup>	224686 <sup>78</sup> N/A <sup>79</sup>	N/A <sup>78</sup> N/A <sup>79</sup>	4 4
------------------------	--	--	------	---------------------	-------	--------	-----	--	---	--	--------

**E320**

V6 3.2L 3199cc	112.949		1226	21226 <sup>70</sup>	41226	6799 <sup>394</sup>	26799 <sup>394</sup>	4726 <sup>78</sup>	224726 <sup>78</sup>	N/A <sup>78</sup>	4
----------------	---------	--	------	---------------------	-------	---------------------	----------------------	--------------------	----------------------	-------------------	---

**E320 4MATIC**

V6 3.2L 3199cc	112.954		1226	21226	41226	6799	26799	4726	224726	N/A	4
----------------	---------	--	------	-------	-------	------	-------	------	--------	-----	---

N/A = Not Available N/R = Not Required N/S = Not Servicable For cabin air locator chart, see pages 5-12 See pages 13-16 for footnotes

1) ProSelect - Normal Driving - Traditional Change Intervals 2) NAPA Gold - Severe Driving - OE Recommended intervals 3) NAPA Platinum - Harsh Driving - OE Recommend Intervals

N/A = Non disponible N/R = Non nécessaire N/S = Non réparable Voir le tableau des filtres et d'habitacle aux pages 5-12 Voir pages 13-16 pour des notes

1) NAPA ProSelect et Argent - Conduite normale - Intervalles normaux de remplacement 2) NAPA Or - Conduite difficile - Intervalles recommandés par FEO 3) NAPA Platine - Conduite très difficile - Intervalles recommandés par FEO

N/A = No disponible N/R = No requerido N/S = No Servicable Para el aire de la cabina y tabla de localización de filtro, consulte las páginas 5-12 Ver las páginas 13-16 para las notas al pie de página

1) NAPA ProSelect y Plata - Manejo normal - Intervalos normales de cambio 2) NAPA Oro - Manejo difícil - Intervalos recomendados por el OEM 3) NAPA Platino - Manejo muy difícil - Intervalos recomendados por el OEM

*Italicized Part Numbers May Not Be Available.*

Las piezas con números en *italicas* pueden no estar disponibles.  
Les numéros de pièce en *italiques* peuvent ne pas être disponibles.



Pass Car Light Truck - Oil - Air - Cabin

MERCEDES BENZ 2004

Year/Año/Année Model/Modelo/Modèle Engine/Motor/Moteur	Eng. Code Código de motor Code moteur	VIN NIV NIV	GOLD Oil Aceite Huile	ProSelect Oil Aceite Huile	Platinum Oil Aceite Huile	GOLD Air Aire Air	ProSelect Air Aire Air	GOLD Cabin Air Cabina Aire Cabine Air	ProSelect Cabin Air Cabina Aire Cabine Air	Platinum Cabin Air Cabina Aire Cabine Air	Loc. Cabin Air Cabina Aire Cabine Air
--	---	-------------------	--------------------------------	-------------------------------------	------------------------------------	----------------------------	---------------------------------	--	---	--	--

MERCEDES BENZ (Cont'd/Suite)

**2004** (Cont'd/Suite)

<b>E500</b>											
V8 5.0L 4973cc			1226	21226 <sup>70</sup>	41226	6799 <sup>994</sup>	26799 <sup>994</sup>	4726 <sup>78</sup>	224726 <sup>78</sup>	N/A <sup>78</sup>	1
<b>E500 4MATIC</b>											
V8 5.0L 4966cc	113.969		1226	21226	41226	6799	26799	4726	224726	N/A	1
<b>E55 AMG</b>											
V8 5.5L 5439cc 335 CID Super Charged			1226	21226 <sup>70</sup>	41226	200899	N/A	4726 <sup>78</sup>	224726 <sup>78</sup>	N/A <sup>78</sup>	1
<b>G500</b>											
V8 5.0L 4966cc			1226	21226 <sup>70</sup>	41226	6799	26799	N/R	N/R	N/R	
<b>G55 AMG</b>											
V8 5.5L 5439cc 335 CID			1226	21226 <sup>70</sup>	41226	6799	26799	239037	N/A	N/A	
<b>ML350</b>											
V6 3.7L 3699cc			1226	21226 <sup>70</sup>	41226	2525	22525	4867	224867	N/A	7
<b>ML500</b>											
V8 5.0L 4973cc			1226	21226 <sup>70</sup>	41226	2525	22525	4867	224867	N/A	7
<b>S430</b>											
V8 4.3L 4266cc			1226	21226 <sup>70</sup>	41226	6799 <sup>994</sup>	26799 <sup>994</sup>	4783 <sup>79</sup> 4778 <sup>78</sup>	224783 <sup>79</sup> 224778 <sup>78</sup>	N/A <sup>79</sup> N/A <sup>78</sup>	4 4
<b>S430 4MATIC</b>											
V8 4.3L 4266cc	113.948		1226	21226	41226	6799	26799	4783 4778	224783 224778	N/A N/A	4 4
<b>S500</b>											
V8 5.0L 4966cc	113.960		1226	21226 <sup>70</sup>	41226	6799 <sup>994</sup>	26799 <sup>994</sup>	4783 <sup>79</sup> 4778 <sup>78</sup>	224783 <sup>79</sup> 224778 <sup>78</sup>	N/A <sup>79</sup> N/A <sup>78</sup>	4 4
<b>S500 4MATIC</b>											
V8 5.0L 4966cc	113.966		1226	21226	41226	6799	26799	4783 4778	224783 224778	N/A N/A	4 4
<b>S55 AMG</b>											
V8 5.5L 5439cc 335 CID Super Charged			1226	21226 <sup>70</sup>	41226	200899	N/A	4783 <sup>79</sup> 4778 <sup>78</sup>	224783 <sup>79</sup> 224778 <sup>78</sup>	N/A <sup>79</sup> N/A <sup>78</sup>	4 4
<b>S600</b>											
V12 5.5L 5513cc 336 CID Turbo			1226	21226 <sup>70</sup>	41226	N/A	N/A	4783 <sup>79</sup> 4778 <sup>78</sup>	224783 <sup>79</sup> 224778 <sup>78</sup>	N/A <sup>79</sup> N/A <sup>78</sup>	4 4
<b>SL500</b>											
V8 5.0L 4973cc			1226	21226 <sup>70</sup>	41226	6799	26799	9356	N/A	N/A	4
<b>SL55 AMG</b>											
V8 5.5L 5439cc 335 CID Super Charged			1226	21226 <sup>70</sup>	41226	200899	N/A	9356	N/A	N/A	4
<b>SL600</b>											
V12 5.5L 5513cc 336 CID Turbo			7198	N/A	N/A	N/A	N/A	9356	N/A	N/A	4
<b>SLK200</b>											
L4 2.0L 1998cc (Mex.)			1145	21145	N/A	2620	N/A	4767	224767	N/A	
<b>SLK230</b>											
L4 2.3L 2295cc Super Charged	111.983		1145	21145	N/A	2620	N/A	4767 <sup>78</sup>	224767 <sup>78</sup>	N/A <sup>78</sup>	4
<b>SLK32 AMG</b>											
V6 3.2L 3199cc Super Charged			1226	21226 <sup>70</sup>	41226	6875	N/A	4767 <sup>78</sup>	224767 <sup>78</sup>	N/A <sup>78</sup>	4
<b>SLK320</b>											
V6 3.2L 3199cc			1226	21226 <sup>70</sup>	41226	2822	N/A	4767 <sup>78</sup>	224767 <sup>78</sup>	N/A <sup>78</sup>	4
<b>SPRINTER VAN</b>											
L5 2.7L 2685cc Diesel (Mex.)			7038	27038	N/A	2351	N/A	9262	N/A	N/A	

N/A = Not Available N/R = Not Required N/S = Not Servicable For cabin air locator chart, see pages 5-12 See pages 13-16 for footnotes

1) ProSelect - Normal Driving - Traditional Change Intervals 2) NAPA Gold - Severe Driving - OE Recommended intervals 3) NAPA Platinum - Harsh Driving - OE Recommend Intervals

N/A = Non disponible N/R = Non nécessaire N/S = Non réparable Voir le tableau des filtres et d'habitacle aux pages 5-12 Voir pages 13-16 pour des notes

1) NAPA ProSelect et Argent - Conduite normale - Intervalles normaux de remplacement 2) NAPA Or - Conduite difficile - Intervalles recommandés par FEO 3) NAPA Platine - Conduite très difficile - Intervalles recommandés par FEO

N/A = No disponible N/R = No requerido N/S = No Servicable Para el aire de la cabina y tabla de localización de filtro, consulte las páginas 5-12 Ver las páginas 13-16 para las notas al pie de página

1) NAPA ProSelect y Plata - Manejo normal - Intervalos normales de cambio 2) NAPA Oro - Manejo difícil - Intervalos recomendados por el OEM 3) NAPA Platino - Manejo muy difícil - Intervalos recomendados por el OEM

*Italicized Part Numbers May Not Be Available.*

Las piezas con números en *italicas* pueden no estar disponibles.

Les numéros de pièce en *italiques* peuvent ne pas être disponibles.

P  
a  
s  
s  
C  
a  
r  
L  
i  
g  
h  
t  
T  
r  
u  
c  
k  
O  
i  
l  
-  
A  
i  
r  
-  
C  
a  
b  
i  
n



MERCEDES BENZ 2004-2003

Pass Car Light Truck - Oil - Air - Cabin

Year/Año/Année Model/Modelo/Modele Engine/Motor/Moteur	Eng. Code Código de motor Code moteur	VIN NIV NIV	GOLD Oil Aceite Huile	ProSelect Oil Aceite Huile	Platinum Oil Aceite Huile	GOLD Air Aire Air	ProSelect Air Aire Air	GOLD Cabin Air Cabina Aire Cabine Air	ProSelect Cabin Air Cabina Aire Cabine Air	Platinum Cabin Air Cabina Aire Cabine Air	Loc. Cabin Air Cabina Aire Cabine Air
--	---	-------------------	--------------------------------	-------------------------------------	------------------------------------	----------------------------	---------------------------------	--	---	--	--

MERCEDES BENZ (Cont'd/Suite)

**2004** (Cont'd/Suite)

VITO

L4 2.1L 2148CC DOHC 16 Valve Turbo Diesel (Mex.)		7038	27038	N/A	209420	N/A	559222	N/A	N/A	
---	--	------	-------	-----	--------	-----	--------	-----	-----	--

**2003**

A 160

L4 1.6L 1598cc M166.960 (Mex.)Automoviles		107227	N/A	N/A	N/A	N/A	N/A	N/A	N/A	
--	--	--------	-----	-----	-----	-----	-----	-----	-----	--

A 190

L4 1.9L 1898cc M166 (Mex.)Automoviles		107227	N/A	N/A	N/A	N/A	N/A	N/A	N/A	
--	--	--------	-----	-----	-----	-----	-----	-----	-----	--

A 140

L4 1.6L 1598cc M166.960 (Mex.)		7038	27038	N/A	N/A	N/A	N/A	N/A	N/A	
--------------------------------	--	------	-------	-----	-----	-----	-----	-----	-----	--

A190

L4 1.9L 1898cc M166 (Mex.)		107227	N/A	N/A	N/A	N/A	N/A	N/A	N/A	
----------------------------	--	--------	-----	-----	-----	-----	-----	-----	-----	--

C160

L4 1.8L 1796cc Super Charged (Mex.)		7009	27009	N/A	9214	N/A	N/A	N/A	N/A	
--	--	------	-------	-----	------	-----	-----	-----	-----	--

C200

L4 1.8L 1796cc Super Charged (Mex.)		7009	27009	N/A	2156	22156	N/A	N/A	N/A	
--	--	------	-------	-----	------	-------	-----	-----	-----	--

C230

L4 1.8L 1796cc Super Charged		7009	27009	N/A	9214	N/A	4686 4118 <sup>79</sup>	224686 N/A <sup>79</sup>	N/A N/A <sup>79</sup>	4 4
------------------------------	--	------	-------	-----	------	-----	----------------------------	-----------------------------	--------------------------	--------

C240

V6 2.6L 2597cc	112.912	1226	21226 <sup>70</sup>	41226	6799 <sup>394</sup>	26799 <sup>394</sup>	4686 4118 <sup>79</sup>	224686 N/A <sup>79</sup>	N/A N/A <sup>79</sup>	4 4
----------------	---------	------	---------------------	-------	---------------------	----------------------	----------------------------	-----------------------------	--------------------------	--------

C240 4MATIC

V6 2.6L 2597cc	112.916	1226	21226	41226	6799	26799	4686 4118 <sup>79</sup>	224686 N/A <sup>79</sup>	N/A N/A <sup>79</sup>	4 4
----------------	---------	------	-------	-------	------	-------	----------------------------	-----------------------------	--------------------------	--------

C32 AMG

V6 3.2L 3199cc Super Charged		1226	21226 <sup>70</sup>	41226	6875	N/A	4118 <sup>79</sup> 4686 <sup>79</sup>	N/A <sup>79</sup> 224686 <sup>79</sup>	N/A <sup>79</sup> N/A <sup>79</sup>	4 4
------------------------------	--	------	---------------------	-------	------	-----	--	---	--	--------

C320

V6 3.2L 3199cc	112.946	1226	21226 <sup>70</sup>	41226	6799 <sup>394</sup>	26799 <sup>394</sup>	4686 4118 <sup>79</sup>	224686 N/A <sup>79</sup>	N/A N/A <sup>79</sup>	4 4
----------------	---------	------	---------------------	-------	---------------------	----------------------	----------------------------	-----------------------------	--------------------------	--------

C320 4MATIC

V6 3.2L 3199cc	112.953	1226	21226	41226	6799	26799	4686 4118 <sup>79</sup>	224686 N/A <sup>79</sup>	N/A N/A <sup>79</sup>	4 4
----------------	---------	------	-------	-------	------	-------	----------------------------	-----------------------------	--------------------------	--------

CL500

V8 5.0L 4973cc	113.960	1226	21226 <sup>70</sup>	41226	6799 <sup>394</sup>	26799 <sup>394</sup>	4778 4783	224778 224783	N/A N/A	4 4
----------------	---------	------	---------------------	-------	---------------------	----------------------	--------------	------------------	------------	--------

CL55 AMG

V8 5.5L 5439cc 335 CID Super Charged		1226	21226 <sup>70</sup>	41226	200899	N/A	4783 4778	224783 224778	N/A N/A	4 4
---	--	------	---------------------	-------	--------	-----	--------------	------------------	------------	--------

CL600

V12 5.5L 5513cc 336 CID Turbo		1226	21226 <sup>70</sup>	41226			4783 4778	224783 224778	N/A N/A	4 4
-------------------------------	--	------	---------------------	-------	--	--	--------------	------------------	------------	--------

CLK320

V6 3.2L 3199cc	112.940	1226	21226	41226	6799 <sup>394</sup>	26799 <sup>394</sup>	4686 <sup>78</sup> 4118 <sup>79</sup>	224686 <sup>78</sup> N/A <sup>79</sup>	N/A <sup>78</sup> N/A <sup>79</sup>	4 4
	112.955	1226	21226	41226	6799 <sup>394</sup>	26799 <sup>394</sup>	4686 4118 <sup>79</sup>	224686 N/A <sup>79</sup>	N/A N/A <sup>79</sup>	4 4

N/A = Not Available N/R = Not Required N/S = Not Servicable For cabin air locator chart, see pages 5-12 See pages 13-16 for footnotes

1) ProSelect - Normal Driving - Traditional Change Intervals 2) NAPA Gold - Severe Driving - OE Recommended intervals 3) NAPA Platinum - Harsh Driving - OE Recommend Intervals

N/A = Non disponible N/R = Non nécessaire N/S = Non réparable Voir le tableau des filtres et d'habitacle aux pages 5-12 Voir pages 13-16 pour des notes

1) NAPA ProSelect et Argent - Conduite normale - Intervalles normaux de remplacement 2) NAPA Or - Conduite difficile - Intervalles recommandés par FEO 3) NAPA Platine - Conduite très difficile - Intervalles recommandés par FEO

N/A = No disponible N/R = No requerido N/S = No Servicable Para el aire de la cabina y tabla de localización de filtro, consulte las páginas 5-12 Ver las páginas 13-16 para las notas al pie de página

1) NAPA ProSelect y Plata - Manejo normal - Intervalos normales de cambio 2) NAPA Oro - Manejo difícil - Intervalos recomendados por el OEM 3) NAPA Platino - Manejo muy difícil - Intervalos recomendados por el OEM

*Italicized Part Numbers May Not Be Available.*

Las piezas con números en *italicas* pueden no estar disponibles.  
Les numéros de pièce en *italiques* peuvent ne pas être disponibles.



Pass Car Light Truck - Oil - Air - Cabin

MERCEDES BENZ 2003

Year/Año/Année Model/Modelo/Modèle Engine/Motor/Moteur	Eng. Code Código de motor Code moteur	VIN NIV NIV	GOLD Oil Aceite Huile	ProSelect Oil Aceite Huile	Platinum Oil Aceite Huile	GOLD Air Air Air	ProSelect Air Air Air	GOLD Cabin Air Cabina Aire Cabine Air	ProSelect Cabin Air Cabina Aire Cabine Air	Platinum Cabin Air Cabina Aire Cabine Air	Loc. Cabin Air Cabina Aire Cabine Air
--	---	-------------------	--------------------------------	-------------------------------------	------------------------------------	---------------------------	--------------------------------	--	---	--	--

MERCEDES BENZ (Cont'd/Suite)

**2003** (Cont'd/Suite)

**CLK430**

V8 4.3L 4266cc	113.943		1226	21226 <sup>70</sup>	41226	2052	N/A	4767 <sup>78</sup>	224767 <sup>78</sup>	N/A <sup>78</sup>	4
----------------	---------	--	------	---------------------	-------	------	-----	--------------------	----------------------	-------------------	---

**CLK500**

V8 5.0L 4973cc			1226	21226 <sup>70</sup>	41226	6799 <sup>394</sup>	26799 <sup>394</sup>	4118 <sup>79</sup> 4686 <sup>79</sup>	N/A <sup>79</sup> 224686 <sup>79</sup>	N/A <sup>79</sup> N/A <sup>79</sup>	4 4
----------------	--	--	------	---------------------	-------	---------------------	----------------------	--	---	--	--------

**CLK55 AMG**

V8 5.5L 5439cc 335 CID			1226	21226 <sup>70</sup>	41226	200899	N/A	4686 4118 <sup>79</sup>	224686 N/A <sup>79</sup>	N/A N/A <sup>79</sup>	4 4
------------------------	--	--	------	---------------------	-------	--------	-----	----------------------------	-----------------------------	--------------------------	--------

**E320**

V6 3.2L 3199cc	112.941		7078	27078	N/A	6799 <sup>394</sup> 2213 <sup>394</sup>	26799 <sup>394</sup> N/A <sup>394</sup>	4726	224726	N/A	1
	112.949		1226	21226 <sup>70</sup>	41226	6799 2213	26799 N/A	4726	224726	N/A	1

**E500**

V8 5.0L 4973cc			1226	21226 <sup>70</sup>	41226	6799 <sup>394</sup>	26799 <sup>394</sup>	4726	224726	N/A	1
----------------	--	--	------	---------------------	-------	---------------------	----------------------	------	--------	-----	---

**E55 AMG**

V8 5.5L 5439cc 335 CID Super Charged	113.990		1226	21226 <sup>70</sup>	41226	6799	26799	4726	224726	N/A	1
--------------------------------------	---------	--	------	---------------------	-------	------	-------	------	--------	-----	---

**G500**

V8 5.0L 4966cc			1226	21226 <sup>70</sup>	41226	6799	26799	N/R	N/R	N/R	
----------------	--	--	------	---------------------	-------	------	-------	-----	-----	-----	--

**G55 AMG**

V8 5.5L 5439cc 335 CID			1226	21226 <sup>70</sup>	41226	6799	26799	239037	N/A	N/A	
------------------------	--	--	------	---------------------	-------	------	-------	--------	-----	-----	--

**ML320**

V6 3.2L 3199cc	112.942		1226	21226 <sup>70</sup>	41226	6321	N/A	4867	224867	N/A	7
----------------	---------	--	------	---------------------	-------	------	-----	------	--------	-----	---

**ML350**

V6 3.7L 3699cc			1226	21226 <sup>70</sup>	41226	2525	22525	4867	224867	N/A	7
----------------	--	--	------	---------------------	-------	------	-------	------	--------	-----	---

**ML500**

V8 5.0L 4973cc			1226	21226 <sup>70</sup>	41226	6321	N/A	4867	224867	N/A	7
----------------	--	--	------	---------------------	-------	------	-----	------	--------	-----	---

**ML55 AMG**

V8 5.5L 5439cc 335 CID			1226	21226 <sup>70</sup>	41226	2525	22525	N/A	N/A	N/A	
------------------------	--	--	------	---------------------	-------	------	-------	-----	-----	-----	--

**S280**

V6 2.8L 2799cc (Mex.)	112.922		1226	21226	41226	6799	26799	4783	224783	N/A	
-----------------------	---------	--	------	-------	-------	------	-------	------	--------	-----	--

**S430**

V8 4.3L 4266cc	113.941		1226	21226 <sup>70</sup>	41226	6799 <sup>394</sup>	26799 <sup>394</sup>	4783 4778	224783 224778	N/A N/A	4 4
----------------	---------	--	------	---------------------	-------	---------------------	----------------------	--------------	------------------	------------	--------

**S430 4MATIC**

V8 4.3L 4266cc	113.948		1226	21226	41226	6799	26799	4783 4778	224783 224778	N/A N/A	4 4
----------------	---------	--	------	-------	-------	------	-------	--------------	------------------	------------	--------

**S500**

V8 5.0L 4966cc	113.960		1226	21226 <sup>70</sup>	41226	6799 <sup>394</sup>	26799 <sup>394</sup>	4783 4778	224783 224778	N/A N/A	4 4
----------------	---------	--	------	---------------------	-------	---------------------	----------------------	--------------	------------------	------------	--------

**S500 4MATIC**

V8 5.0L 4966cc	113.966		1226	21226	41226	6799	26799	4783 4778	224783 224778	N/A N/A	4 4
----------------	---------	--	------	-------	-------	------	-------	--------------	------------------	------------	--------

**S55 AMG**

V8 5.5L 5439cc 335 CID Super Charged			1226	21226 <sup>70</sup>	41226	200899	N/A	4783 4778	224783 224778	N/A N/A	4 4
--------------------------------------	--	--	------	---------------------	-------	--------	-----	--------------	------------------	------------	--------

**S600**

V12 5.5L 5513cc 336 CID Turbo			1226	21226 <sup>70</sup>	41226			4783 4778	224783 224778	N/A N/A	4 4
-------------------------------	--	--	------	---------------------	-------	--	--	--------------	------------------	------------	--------

**SL500**

V8 5.0L 4973cc			1226	21226 <sup>70</sup>	41226	6799	26799	9356	N/A	N/A	4
----------------	--	--	------	---------------------	-------	------	-------	------	-----	-----	---

N/A = Not Available N/R = Not Required N/S = Not Servicable For cabin air locator chart, see pages 5-12 See pages 13-16 for footnotes

1) ProSelect - Normal Driving - Traditional Change Intervals 2) NAPA Gold - Severe Driving - OE Recommended intervals 3) NAPA Platinum - Harsh Driving - OE Recommend Intervals

N/A = Non disponible N/R = Non nécessaire N/S = Non réparable Voir le tableau des filtres et d'habitacle aux pages 5-12 Voir pages 13-16 pour des notes

1) NAPA ProSelect et Argent - Conduite normale - Intervalles normaux de remplacement 2) NAPA Or - Conduite difficile - Intervalles recommandés par FEO 3) NAPA Platine - Conduite très difficile - Intervalles recommandés par FEO

N/A = No disponible N/R = No requerido N/S = No Servicable Para el aire de la cabina y tabla de localización de filtro, consulte las páginas 5-12 Ver las páginas 13-16 para las notas al pie de página

1) NAPA ProSelect y Plata - Manejo normal - Intervalos normales de cambio 2) NAPA Oro - Manejo difícil - Intervalos recomendados por el OEM 3) NAPA Platino - Manejo muy difícil - Intervalos recomendados por el OEM

*Italicized Part Numbers May Not Be Available.*

Las piezas con números en *italicas* pueden no estar disponibles.

Les numéros de pièce en *italiques* peuvent ne pas être disponibles.

P  
a  
s  
s  
C  
a  
r  
L  
i  
g  
h  
t  
T  
r  
u  
c  
k  
O  
i  
l  
-  
A  
i  
r  
-  
C  
a  
b  
i  
n



## MERCEDES BENZ 2003-2002

## Pass Car Light Truck - Oil - Air - Cabin

Year/Año/Année Model/Modelo/Modèle Engine/Motor/Moteur	Eng. Code Código de motor Code moteur	VIN NIV NIV	GOLD Oil Aceite Huile	ProSelect Oil Aceite Huile	Platinum Oil Aceite Huile	GOLD Air Aire Air	ProSelect Air Aire Air	GOLD Cabin Air Cabina Aire Cabine Air	ProSelect Cabin Air Cabina Aire Cabine Air	Platinum Cabin Air Cabina Aire Cabine Air	Loc. Cabin Air Cabina Aire Cabine Air
--	---	-------------------	--------------------------------	-------------------------------------	------------------------------------	----------------------------	---------------------------------	--	---	--	--

## MERCEDES BENZ (Cont'd/Suite)

**2003** (Cont'd/Suite)

## SL55 AMG

V8 5.5L 5439cc 335 CID Super Charged			1226	21226 <sup>70</sup>	41226	200899	N/A	9356	N/A	N/A	3
--------------------------------------	--	--	------	---------------------	-------	--------	-----	------	-----	-----	---

## SL600

V12 5.5L 5513cc 336 CID Turbo (Mex.)	275.951		7198	N/A	N/A			9356	N/A	N/A	
--------------------------------------	---------	--	------	-----	-----	--	--	------	-----	-----	--

## SLK200

L4 2.0L 1998cc (Mex.)			1145	21145	N/A	2620	N/A	4767	224767	N/A	
-----------------------	--	--	------	-------	-----	------	-----	------	--------	-----	--

## SLK230

L4 2.3L 2295cc Super Charged	111.983		1145	21145	N/A	2620	N/A	4767 <sup>78</sup>	224767 <sup>78</sup>	N/A <sup>78</sup>	4
------------------------------	---------	--	------	-------	-----	------	-----	--------------------	----------------------	-------------------	---

## SLK32 AMG

V6 3.2L 3199cc Super Charged			1226	21226 <sup>70</sup>	41226	6875	N/A	4767 <sup>78</sup>	224767 <sup>78</sup>	N/A <sup>78</sup>	4
------------------------------	--	--	------	---------------------	-------	------	-----	--------------------	----------------------	-------------------	---

## SLK320

V6 3.2L 3199cc			1226	21226 <sup>70</sup>	41226	2822	N/A	4767 <sup>78</sup>	224767 <sup>78</sup>	N/A <sup>78</sup>	4
----------------	--	--	------	---------------------	-------	------	-----	--------------------	----------------------	-------------------	---

## VITO

L4 2.1L 2148CC DOHC 16 Valve Turbo Diesel (Mex.)			7038	27038	N/A	209420	N/A	559222	N/A	N/A	
--	--	--	------	-------	-----	--------	-----	--------	-----	-----	--

**2002**

## A 160

L4 1.6L 1598cc M166.960 (Mex.)Automoviles			107227	N/A	N/A	N/A	N/A	N/A	N/A	N/A	
---	--	--	--------	-----	-----	-----	-----	-----	-----	-----	--

## A 190

L4 1.9L 1898cc M166 (Mex.)Automoviles			107227	N/A	N/A	N/A	N/A	N/A	N/A	N/A	
---------------------------------------	--	--	--------	-----	-----	-----	-----	-----	-----	-----	--

## A140

L4 1.6L 1598cc M166.960 (Mex.)			7038	27038	N/A	N/A	N/A	N/A	N/A	N/A	
--------------------------------	--	--	------	-------	-----	-----	-----	-----	-----	-----	--

## A190

L4 1.9L 1898cc M166 (Mex.)			107227	N/A	N/A	N/A	N/A	N/A	N/A	N/A	
----------------------------	--	--	--------	-----	-----	-----	-----	-----	-----	-----	--

## C160

L4 1.8L 1796cc Super Charged (Mex.)			7009	27009	N/A	9214	N/A	N/A	N/A	N/A	
-------------------------------------	--	--	------	-------	-----	------	-----	-----	-----	-----	--

## C200

L4 2.0L 1998cc (Mex.)			1145	21145	N/A	9204	N/A	N/A	N/A	N/A	
-----------------------	--	--	------	-------	-----	------	-----	-----	-----	-----	--

## C230

L4 2.3L 2295cc Super Charged	111.981		1145	21145	N/A	9204	N/A	4686 <sup>78</sup> 4118 <sup>79</sup>	224686 <sup>78</sup> N/A <sup>79</sup>	N/A <sup>78</sup> N/A <sup>79</sup>	4 4
------------------------------	---------	--	------	-------	-----	------	-----	--	---	--	--------

## C240

V6 2.6L 2597cc	112.912		1226	21226 <sup>70</sup>	41226	6799 <sup>394</sup>	26799 <sup>394</sup>	4686 <sup>78</sup> 4118 <sup>79</sup>	224686 <sup>78</sup> N/A <sup>79</sup>	N/A <sup>78</sup> N/A <sup>79</sup>	4 4
----------------	---------	--	------	---------------------	-------	---------------------	----------------------	--	---	--	--------

## C32 AMG

V6 3.2L 3199cc Super Charged			1226	21226 <sup>70</sup>	41226	6875	N/A	4686 <sup>78</sup> 4118 <sup>79</sup>	224686 <sup>78</sup> N/A <sup>79</sup>	N/A <sup>78</sup> N/A <sup>79</sup>	4 4
------------------------------	--	--	------	---------------------	-------	------	-----	--	---	--	--------

## C320

V6 3.2L 3199cc	112.946		1226	21226 <sup>70</sup>	41226	6799 <sup>394</sup>	26799 <sup>394</sup>	4686 <sup>78</sup> 4118 <sup>79</sup>	224686 <sup>78</sup> N/A <sup>79</sup>	N/A <sup>78</sup> N/A <sup>79</sup>	4 4
----------------	---------	--	------	---------------------	-------	---------------------	----------------------	--	---	--	--------

## CL500

V8 5.0L 4973cc	113.960		1226	21226 <sup>70</sup>	41226	6799 <sup>394</sup>	26799 <sup>394</sup>	4778 4783 <sup>79</sup>	224778 224783 <sup>79</sup>	N/A N/A <sup>79</sup>	4 4
----------------	---------	--	------	---------------------	-------	---------------------	----------------------	----------------------------	--------------------------------	--------------------------	--------

## CL55 AMG

V8 5.5L 5439cc 335 CID			1226	21226 <sup>70</sup>	41226	6799 <sup>394</sup>	26799 <sup>394</sup>	4783 <sup>79</sup> 4778 <sup>78</sup>	224783 <sup>79</sup> 224778 <sup>78</sup>	N/A <sup>79</sup> N/A <sup>78</sup>	4 4
------------------------	--	--	------	---------------------	-------	---------------------	----------------------	--	--	--	--------

N/A = Not Available N/R = Not Required N/S = Not Servicable For cabin air locator chart, see pages 5-12 See pages 13-16 for footnotes

1) ProSelect - Normal Driving - Traditional Change Intervals 2) NAPA Gold - Severe Driving - OE Recommended intervals 3) NAPA Platinum - Harsh Driving - OE Recommend Intervals

N/A = Non disponible N/R = Non nécessaire N/S = Non réparable Voir le tableau des filtres et d'habitacle aux pages 5-12 Voir pages 13-16 pour des notes

1) NAPA ProSelect et Argent - Conduite normale - Intervalles normaux de remplacement 2) NAPA Or - Conduite difficile - Intervalles recommandés par FEO 3) NAPA Platine - Conduite très difficile - Intervalles recommandés par FEO

N/A = No disponible N/R = No requerido N/S = No Servicable Para el aire de la cabina y tabla de localización de filtro, consulte las páginas 5-12 Ver las páginas 13-16 para las notas al pie de página

1) NAPA ProSelect y Plata - Manejo normal - Intervalos normales de cambio 2) NAPA Oro - Manejo difícil - Intervalos recomendados por el OEM 3) NAPA Platino - Manejo muy difícil - Intervalos recomendados por el OEM









*Italicized Part Numbers May Not Be Available.*

Las piezas con números en *italicas* pueden no estar disponibles.  
Les numéros de pièce en *italiques* peuvent ne pas être disponibles.



## Pass Car Light Truck - Oil - Air - Cabin

## MERCEDES BENZ 2002

Year/Año/Année Model/Modelo/Modèle Engine/Motor/Moteur	Eng. Code Código de motor Code moteur	VIN NIV NIV									Loc. Cabin Air Cabina Aire Cabine Air
			GOLD Oil Aceite Huile	ProSelect Oil Aceite Huile	Platinum Oil Aceite Huile	GOLD Air Aire Air	ProSelect Air Aire Air	GOLD Cabin Air Cabina Aire Cabine Air	ProSelect Cabin Air Cabina Aire Cabine Air	Platinum Cabin Air Cabina Aire Cabine Air	

## MERCEDES BENZ (Cont'd/Suite)

2002 (Cont'd/Suite)

## CL600

V12 5.8L 5786cc			1226	21226 <sup>70</sup>	41226			4783 <sup>79</sup> 4778 <sup>78</sup>	224783 <sup>79</sup> 224778 <sup>78</sup>	N/A <sup>79</sup> N/A <sup>78</sup>	4 4
-----------------	--	--	------	---------------------	-------	--	--	--	--	--	--------

## CLK320

V6 3.2L 3199cc	112.940		1226	21226	41226	2525	22525	4767 <sup>78</sup>	224767 <sup>78</sup>	N/A <sup>78</sup>	4
----------------	---------	--	------	-------	-------	------	-------	--------------------	----------------------	-------------------	---

## CLK430

V8 4.3L 4266cc	113.943		1226	21226 <sup>70</sup>	41226	2052	N/A	4767 <sup>78</sup>	224767 <sup>78</sup>	N/A <sup>78</sup>	4
----------------	---------	--	------	---------------------	-------	------	-----	--------------------	----------------------	-------------------	---

## CLK55 AMG

V8 5.5L 5439cc 335 CID			1226	21226 <sup>70</sup>	41226	200898	N/A	4767	224767	N/A	4
------------------------	--	--	------	---------------------	-------	--------	-----	------	--------	-----	---

## E320

V6 3.2L 3199cc	112.941		1226	21226 <sup>70</sup>	41226	2213	N/A	4783 <sup>79</sup> 4778 <sup>78</sup>	224783 <sup>79</sup> 224778 <sup>78</sup>	N/A <sup>79</sup> N/A <sup>78</sup>	4 4
----------------	---------	--	------	---------------------	-------	------	-----	--	--	--	--------

## E430

V8 4.3L 4266cc	113.940		1226	21226 <sup>70</sup>	41226	2213	N/A	4783 <sup>79</sup> 4778 <sup>78</sup>	224783 <sup>79</sup> 224778 <sup>78</sup>	N/A <sup>79</sup> N/A <sup>78</sup>	4 4
----------------	---------	--	------	---------------------	-------	------	-----	--	--	--	--------

## E55 AMG

V8 5.5L 5439cc 335 CID			1226	21226 <sup>70</sup>	41226	200898	N/A	4778	224778	N/A	4
------------------------	--	--	------	---------------------	-------	--------	-----	------	--------	-----	---

## G500

V8 5.0L 4966cc			1226	21226 <sup>70</sup>	41226	6799	26799	N/R	N/R	N/R	3
----------------	--	--	------	---------------------	-------	------	-------	-----	-----	-----	---

## ML320

V6 3.2L 3199cc	112.942		1226	21226 <sup>70</sup>	41226	6321	N/A	4867	224867	N/A	7
----------------	---------	--	------	---------------------	-------	------	-----	------	--------	-----	---

## ML500

V8 5.0L 4973cc			1226	21226 <sup>70</sup>	41226	2525	22525	4867	224867	N/A	7
----------------	--	--	------	---------------------	-------	------	-------	------	--------	-----	---

## ML55 AMG

V8 5.5L 5439cc 335 CID			1226	21226 <sup>70</sup>	41226	2525	22525	N/A	N/A	N/A	
------------------------	--	--	------	---------------------	-------	------	-------	-----	-----	-----	--

## S280

V6 2.8L 2799cc (Mex.)	112.922		1226	21226	41226	6799	26799	4783	224783	N/A	
-----------------------	---------	--	------	-------	-------	------	-------	------	--------	-----	--

## S430

V8 4.3L 4266cc			1226	21226 <sup>70</sup>	41226	6799 <sup>994</sup>	26799 <sup>994</sup>	4783 <sup>79</sup> 4778 <sup>78</sup>	224783 <sup>79</sup> 224778 <sup>78</sup>	N/A <sup>79</sup> N/A <sup>78</sup>	4 4
----------------	--	--	------	---------------------	-------	---------------------	----------------------	--	--	--	--------

## S500

V8 5.0L 4966cc	113.960		1226	21226 <sup>70</sup>	41226	6799 <sup>994</sup>	26799 <sup>994</sup>	4783 <sup>79</sup> 4778 <sup>78</sup>	224783 <sup>79</sup> 224778 <sup>78</sup>	N/A <sup>79</sup> N/A <sup>78</sup>	4 4
----------------	---------	--	------	---------------------	-------	---------------------	----------------------	--	--	--	--------

## S55 AMG

V8 5.5L 5439cc	113.986		1226	21226 <sup>70</sup>	41226	6799 <sup>994</sup>	26799 <sup>994</sup>	4783 <sup>79</sup> 4778 <sup>78</sup>	224783 <sup>79</sup> 224778 <sup>78</sup>	N/A <sup>79</sup> N/A <sup>78</sup>	4 4
----------------	---------	--	------	---------------------	-------	---------------------	----------------------	--	--	--	--------

## S600

V12 5.8L 5786cc			1226	21226 <sup>70</sup>	41226			4783 <sup>79</sup> 4778 <sup>78</sup>	224783 <sup>79</sup> 224778 <sup>78</sup>	N/A <sup>79</sup> N/A <sup>78</sup>	4 4
-----------------	--	--	------	---------------------	-------	--	--	--	--	--	--------

## SL500

V8 5.0L 4973cc	113.961 113.963		1226 1226	21226 21226 <sup>70</sup>	41226 41226	6799 <sup>994</sup> 6799 <sup>994</sup>	26799 <sup>994</sup> 26799 <sup>994</sup>	230066 230066	N/A N/A	N/A N/A	4 4
----------------	--------------------	--	--------------	------------------------------	----------------	--	--	------------------	------------	------------	--------

## SL55 AMG

V8 5.5L 5439cc 335 CID Super Charged (Mex.)	113.992		1226	21226	41226	6799	26799	9356	N/A	N/A	
---	---------	--	------	-------	-------	------	-------	------	-----	-----	--

## SL600

V12 6.0L 5987cc	120.983		1230	N/A	N/A			N/R	N/R	N/R	
-----------------	---------	--	------	-----	-----	--	--	-----	-----	-----	--

## SLK230

L4 2.3L 2295cc Super Charged	111.983		1145	21145	N/A	2620	N/A	4767 <sup>78</sup>	224767 <sup>78</sup>	N/A <sup>78</sup>	4
------------------------------	---------	--	------	-------	-----	------	-----	--------------------	----------------------	-------------------	---

## SLK32 AMG

V6 3.2L 3199cc Super Charged			1226	21226 <sup>70</sup>	41226	6875	N/A	4767 <sup>78</sup>	224767 <sup>78</sup>	N/A <sup>78</sup>	4
------------------------------	--	--	------	---------------------	-------	------	-----	--------------------	----------------------	-------------------	---

N/A = Not Available N/R = Not Required N/S = Not Servicable For cabin air locator chart, see pages 5-12 See pages 13-16 for footnotes

1) ProSelect - Normal Driving - Traditional Change Intervals 2) NAPA Gold - Severe Driving - OE Recommended intervals 3) NAPA Platinum - Harsh Driving - OE Recommend Intervals

N/A = Non disponible N/R = Non nécessaire N/S = Non réparable Voir le tableau des filtres et d'habitacle aux pages 5-12 Voir pages 13-16 pour des notes

1) NAPA ProSelect et Argent - Conduite normale - Intervalles normaux de remplacement 2) NAPA Or - Conduite difficile - Intervalles recommandés par FEO 3) NAPA Platine - Conduite très difficile - Intervalles recommandés par FEO

N/A = No disponible N/R = No requerido N/S = No Servicable Para el aire de la cabina y tabla de localización de filtro, consulte las páginas 5-12 Ver las páginas 13-16 para las notas al pie de página

1) NAPA ProSelect y Plata - Manejo normal - Intervalos normales de cambio 2) NAPA Oro - Manejo difícil - Intervalos recomendados por el OEM 3) NAPA Platino - Manejo muy difícil - Intervalos recomendados por el OEM

Italicized Part Numbers May Not Be Available.

Las piezas con números en *italicas* pueden no estar disponibles.Les numéros de pièce en *italiques* peuvent ne pas être disponibles.P  
a  
s  
s  
C  
a  
r  
L  
i  
g  
h  
t  
T  
r  
u  
c  
k  
O  
i  
l  
-  
A  
i  
r  
-  
C  
a  
b  
i  
n



## MERCEDES BENZ 2002-2001

## Pass Car Light Truck - Oil - Air - Cabin

Year/Año/Année Model/Modelo/Modelé Engine/Motor/Moteur	Eng. Code Código de motor Code moteur	VIN NIV NIV	GOLD Oil Aceite Huile	ProSelect Oil Aceite Huile	Platinum Oil Aceite Huile	GOLD Air Aire Air	ProSelect Air Aire Air	GOLD Cabin Air Cabina Aire Cabine Air	ProSelect Cabin Air Cabina Aire Cabine Air	Platinum Cabin Air Cabina Aire Cabine Air	Loc. Cabin Air Cabina Aire Cabine Air
--	---	-------------------	--------------------------------	-------------------------------------	------------------------------------	----------------------------	---------------------------------	--	---	--	--

## MERCEDES BENZ (Cont'd/Suite)

**2002** (Cont'd/Suite)

## SLK320

V6 3.2L 3199cc			1226	21226 <sup>70</sup>	41226	2822	N/A	4767 <sup>78</sup>	224767 <sup>78</sup>	N/A <sup>78</sup>	4
----------------	--	--	------	---------------------	-------	------	-----	--------------------	----------------------	-------------------	---

## Vaneo

L4 1.9L 1898cc M166 (Mex.)			107227	N/A	N/A	N/A	N/A	N/A	N/A	N/A	
----------------------------	--	--	--------	-----	-----	-----	-----	-----	-----	-----	--

**2001**

## A 160

L4 1.6L 1598cc M166.960 (Mex.)Automoviles			107227	N/A	N/A	N/A	N/A	N/A N/A	N/A N/A	N/A N/A	
--	--	--	--------	-----	-----	-----	-----	------------	------------	------------	--

## A 190

L4 1.9L 1898cc M166 (Mex.)Automoviles			107227	N/A	N/A	N/A	N/A	N/A	N/A	N/A	
--	--	--	--------	-----	-----	-----	-----	-----	-----	-----	--

## A140

L4 1.6L 1598cc M166.960 (Mex.)			7038	27038	N/A	N/A	N/A	N/A	N/A	N/A	
--------------------------------	--	--	------	-------	-----	-----	-----	-----	-----	-----	--

## A190

L4 1.9L 1898cc M166 (Mex.)			107227	N/A	N/A	N/A	N/A	N/A	N/A	N/A	
----------------------------	--	--	--------	-----	-----	-----	-----	-----	-----	-----	--

## C200

L4 2.0L 1998cc (Mex.)			1145	21145	N/A	9204	N/A	N/A	N/A	N/A	
-----------------------	--	--	------	-------	-----	------	-----	-----	-----	-----	--

## C240

V6 2.6L 2597cc			1226	21226 <sup>70</sup>	41226	6799 <sup>394</sup>	26799 <sup>394</sup>	4686 <sup>78</sup> 4118 <sup>79</sup>	224686 <sup>78</sup> N/A <sup>79</sup>	N/A <sup>78</sup> N/A <sup>79</sup>	4 4
----------------	--	--	------	---------------------	-------	---------------------	----------------------	--	---	--	--------

## C320

V6 3.2L 3199cc			1226	21226 <sup>70</sup>	41226	6799 <sup>394</sup>	26799 <sup>394</sup>	4118 <sup>79</sup> 4686 <sup>78</sup>	N/A <sup>79</sup> 224686 <sup>78</sup>	N/A <sup>79</sup> N/A <sup>78</sup>	4 4
----------------	--	--	------	---------------------	-------	---------------------	----------------------	--	---	--	--------

## CL500

V8 5.0L 4973cc	113.960		1226	21226 <sup>70</sup>	41226	6799 <sup>394</sup>	26799 <sup>394</sup>	4783 <sup>79</sup> 4778 <sup>78</sup>	224783 <sup>79</sup> 224778 <sup>78</sup>	N/A <sup>79</sup> N/A <sup>78</sup>	4 4
----------------	---------	--	------	---------------------	-------	---------------------	----------------------	--	--	--	--------

## CL55 AMG

V8 5.5L 5439cc 335 CID			1226	21226 <sup>70</sup>	41226	6799 <sup>394</sup>	26799 <sup>394</sup>	4783 <sup>79</sup> 4778 <sup>78</sup>	224783 <sup>79</sup> 224778 <sup>78</sup>	N/A <sup>79</sup> N/A <sup>78</sup>	4 4
------------------------	--	--	------	---------------------	-------	---------------------	----------------------	--	--	--	--------

## CL600

V12 5.8L 5786cc			1226	21226 <sup>70</sup>	41226			4783 <sup>79</sup> 4778 <sup>78</sup>	224783 <sup>79</sup> 224778 <sup>78</sup>	N/A <sup>79</sup> N/A <sup>78</sup>	4 4
-----------------	--	--	------	---------------------	-------	--	--	--	--	--	--------

## CLK320

V6 3.2L 3199cc	112.940		1226	21226	41226	2525	22525	4767 <sup>78</sup>	224767 <sup>78</sup>	N/A <sup>78</sup>	4
----------------	---------	--	------	-------	-------	------	-------	--------------------	----------------------	-------------------	---

## CLK430

V8 4.3L 4266cc	113.943		1226	21226 <sup>70</sup>	41226	2052	N/A	4767 <sup>78</sup>	224767 <sup>78</sup>	N/A <sup>78</sup>	4
----------------	---------	--	------	---------------------	-------	------	-----	--------------------	----------------------	-------------------	---

## CLK55 AMG

V8 5.5L 5439cc 335 CID			1226	21226 <sup>70</sup>	41226	200898	N/A	4767	224767	N/A	4
------------------------	--	--	------	---------------------	-------	--------	-----	------	--------	-----	---

## E CLASS

V8 5.5L 5439cc	113.986		1226	21226	41226	2213	N/A	4783 4778	224783 224778	N/A N/A	4 4
----------------	---------	--	------	-------	-------	------	-----	--------------	------------------	------------	--------

## E320

V6 3.2L 3199cc	112.941		1226	21226 <sup>70</sup>	41226	2213	N/A	4783 <sup>79</sup> 4778 <sup>78</sup>	224783 <sup>79</sup> 224778 <sup>78</sup>	N/A <sup>79</sup> N/A <sup>78</sup>	4 4
----------------	---------	--	------	---------------------	-------	------	-----	--	--	--	--------

## E430

V8 4.3L 4266cc	113.940		1226	21226 <sup>70</sup>	41226	2213	N/A	4783 <sup>79</sup> 4778 <sup>78</sup>	224783 <sup>79</sup> 224778 <sup>78</sup>	N/A <sup>79</sup> N/A <sup>78</sup>	4 4
----------------	---------	--	------	---------------------	-------	------	-----	--	--	--	--------

## E55 AMG

V8 5.5L 5439cc 335 CID			1226	21226 <sup>70</sup>	41226	200898	N/A	4778	224778	N/A	4
------------------------	--	--	------	---------------------	-------	--------	-----	------	--------	-----	---

## G500

V8 5.0L 4966cc (Mex.)	113.962		1226	21226	41226	6799	26799	239037	N/A	N/A	
-----------------------	---------	--	------	-------	-------	------	-------	--------	-----	-----	--

N/A = Not Available N/R = Not Required N/S = Not Servicable For cabin air locator chart, see pages 5-12 See pages 13-16 for footnotes

1) ProSelect - Normal Driving - Traditional Change Intervals 2) NAPA Gold - Severe Driving - OE Recommended intervals 3) NAPA Platinum - Harsh Driving - OE Recommend Intervals

N/A = Non disponible N/R = Non nécessaire N/S = Non réparable Voir le tableau des filtres et d'habitacle aux pages 5-12 Voir pages 13-16 pour des notes

1) NAPA ProSelect et Argent - Conduite normale - Intervalles normaux de remplacement 2) NAPA Or - Conduite difficile - Intervalles recommandés par FEO 3) NAPA Platine - Conduite très difficile - Intervalles recommandés par FEO

N/A = No disponible N/R = No requerido N/S = No Servicable Para el aire de la cabina y tabla de localización de filtro, consulte las páginas 5-12 Ver las páginas 13-16 para las notas al pie de página

1) NAPA ProSelect y Plata - Manejo normal - Intervalos normales de cambio 2) NAPA Oro - Manejo difícil - Intervalos recomendados por el OEM 3) NAPA Platino - Manejo muy difícil - Intervalos recomendados por el OEM

*Italicized Part Numbers May Not Be Available.*

Las piezas con números en *italicas* pueden no estar disponibles.  
Les numéros de pièce en *italiques* peuvent ne pas être disponibles.





Pass Car Light Truck - Oil - Air - Cabin

MERCEDES BENZ 2001 —  
MERCURY 2010

Year/Año/Année Model/Modelo/Modèle Engine/Motor/Moteur	Eng. Code Código de motor Code moteur	VIN NIV NIV	GOLD Oil Aceite Huile	ProSelect Oil Aceite Huile	Platinum Oil Aceite Huile	GOLD Air Aire Air	ProSelect Air Aire Air	GOLD Cabin Air Cabina Aire Cabine Air	ProSelect Cabin Air Cabina Aire Cabine Air	Platinum Cabin Air Cabina Aire Cabine Air	Loc. Cabin Air Cabina Aire Cabine Air
--	---	-------------------	--------------------------------	-------------------------------------	------------------------------------	----------------------------	---------------------------------	--	---	--	--

MERCEDES BENZ (Cont'd/Suite)

**2001** (Cont'd/Suite)

<b>ML320</b>											
V6 3.2L 3199cc	112.942		1226	21226 <sup>70</sup>	41226	2525	22525	4867	224867	N/A	7
<b>ML430</b>											
V8 4.3L 4266cc	113.942		1226	21226 <sup>70</sup>	41226	2525	22525	4867	224867	N/A	7
<b>ML55 AMG</b>											
V8 5.5L 5439cc 335 CID			1226	21226 <sup>70</sup>	41226	2525	22525	N/A 4867	N/A 224867	N/A N/A	7 7
<b>S CLASS</b>											
V8 5.5L 5439cc	113.986		1226	21226	41226	6799	26799	4783 4778	224783 224778	N/A N/A	4 4
<b>S280</b>											
V6 2.8L 2799cc (Mex.)	112.922		1226	21226	41226	6799	26799	4783	224783	N/A	
<b>S430</b>											
V8 4.3L 4266cc			1226	21226 <sup>70</sup>	41226	6799 <sup>94</sup>	26799 <sup>94</sup>	4783 <sup>79</sup> 4778 <sup>78</sup>	224783 <sup>79</sup> 224778 <sup>78</sup>	N/A <sup>79</sup> N/A <sup>78</sup>	4 4
<b>S500</b>											
V8 5.0L 4966cc	113.960		1226	21226 <sup>70</sup>	41226	6799 <sup>94</sup>	26799 <sup>94</sup>	4783 <sup>79</sup> 4778 <sup>78</sup>	224783 <sup>79</sup> 224778 <sup>78</sup>	N/A <sup>79</sup> N/A <sup>78</sup>	4 4
<b>S55 AMG</b>											
V8 5.5L 5439cc	113.986		1226	21226 <sup>70</sup>	41226	6799 <sup>94</sup>	26799 <sup>94</sup>	4783 <sup>79</sup> 4778 <sup>78</sup>	224783 <sup>79</sup> 224778 <sup>78</sup>	N/A <sup>79</sup> N/A <sup>78</sup>	4 4
<b>S600</b>											
V12 5.8L 5786cc			1226	21226 <sup>70</sup>	41226			4783 <sup>79</sup> 4778 <sup>78</sup>	224783 <sup>79</sup> 224778 <sup>78</sup>	N/A <sup>79</sup> N/A <sup>78</sup>	4 4
<b>SL500</b>											
V8 5.0L 4973cc	113.961		1226	21226 <sup>70</sup>	41226	6799 <sup>94</sup>	26799 <sup>94</sup>	230066	N/A	N/A	
<b>SL600</b>											
V12 6.0L 5987cc	120.983		1230	N/A	N/A			N/R	N/R	N/R	
<b>SLK230</b>											
L4 2.3L 2295cc Super Charged	111.983		1145	21145	N/A	2620	N/A	4767 <sup>78</sup>	224767 <sup>78</sup>	N/A <sup>78</sup>	4
<b>SLK320</b>											
V6 3.2L 3199cc			1226	21226 <sup>70</sup>	41226	2822	N/A	4767 <sup>78</sup>	224767 <sup>78</sup>	N/A <sup>78</sup>	4

MERCURY

**2011**

<b>GRAND MARQUIS</b>											
V8 4.6L 281 CID		V	1372 <sup>53</sup>	21372 <sup>70</sup>	41372	6814	26814	N/R	N/R	N/R	
<b>MARINER</b>											
L4 2.5L 152 CID		7	1348 <sup>53</sup>	21348 <sup>70</sup>	41348	2793	22793	9466	229466	N/A	1
V6 3.0L 183 CID	99G	G	7502 <sup>53</sup>	27502 <sup>70</sup>	47502	9893	29893	9466	229466	N/A	1
<b>MARINER HYBRID</b>											
L4 2.5L 152 CID Electric/Gas		3	1348 <sup>53</sup>	21348 <sup>70</sup>	41348	9187	29187	9466 <sup>164</sup> 4477 <sup>165</sup>	229466 <sup>164</sup> N/A <sup>165</sup>	N/A <sup>164</sup> N/A <sup>165</sup>	1 1
<b>MILAN</b>											
L4 2.5L 152 CID		A	1348 <sup>53</sup>	21348 <sup>70</sup>	41348	9114	29114	4367	224367	N/A	3
V6 3.0L 183 CID	99G	G	7502 <sup>53</sup>	27502 <sup>70</sup>	47502	9053	29053	4367	224367	N/A	3
<b>MILAN HYBRID</b>											
L4 2.5L 152 CID Electric/Gas		3	1348 <sup>53</sup>	21348 <sup>70</sup>	41348	N/S	N/S	4367	224367	N/A	3

**2010**

<b>GRAND MARQUIS</b>											
V8 4.6L 281 CID		V	1372 <sup>53</sup>	21372 <sup>70</sup>	41372	6814	26814	N/R	N/R	N/R	

N/A = Not Available N/R = Not Required N/S = Not Servicable For cabin air locator chart, see pages 5-12 See pages 13-16 for footnotes

1) ProSelect - Normal Driving - Traditional Change Intervals 2) NAPA Gold - Severe Driving - OE Recommended intervals 3) NAPA Platinum - Harsh Driving - OE Recommend Intervals

N/A = Non disponible N/R = Non nécessaire N/S = Non réparable Voir le tableau des filtres et d'habitacle aux pages 5-12 Voir pages 13-16 pour des notes

1) NAPA ProSelect et Argent - Conduite normale - Intervalles normaux de remplacement 2) NAPA Or - Conduite difficile - Intervalles recommandés par FEO 3) NAPA Platine - Conduite très difficile - Intervalles recommandés par FEO

N/A = No disponible N/R = No requerido N/S = No Servicable Para el aire de la cabina y tabla de localización de filtro, consulte las páginas 5-12 Ver las páginas 13-16 para las notas al pie de página

1) NAPA ProSelect y Plata - Manejo normal - Intervalos normales de cambio 2) NAPA Oro - Manejo difícil - Intervalos recomendados por el OEM 3) NAPA Platino - Manejo muy difícil - Intervalos recomendados por el OEM

*Italicized Part Numbers May Not Be Available.*

Las piezas con números en *italicas* pueden no estar disponibles.

Les numéros de pièce en *italiques* peuvent ne pas être disponibles.

P  
a  
s  
s  
C  
a  
r  
  
L  
i  
g  
h  
t  
  
T  
r  
u  
c  
k  
  
O  
i  
l  
-  
A  
i  
r  
-  
C  
a  
b  
i  
n



## MERCURY 2010-2008

## Pass Car Light Truck - Oil - Air - Cabin

Year/Año/Année Model/Modelo/Modèle Engine/Motor/Moteur	Eng. Code Código de motor Code moteur	VIN NIV NIV	GOLD Oil Aceite Huile	ProSelect Oil Aceite Huile	Platinum Oil Aceite Huile	GOLD Air Aire Air	ProSelect Air Aire Air	GOLD Cabin Air Cabina Aire Cabine Air	ProSelect Cabin Air Cabina Aire Cabine Air	Platinum Cabin Air Cabina Aire Cabine Air	Loc. Cabin Air Cabina Aire Cabine Air
--	---	-------------------	--------------------------------	-------------------------------------	------------------------------------	----------------------------	---------------------------------	--	---	--	--

## MERCURY (Cont'd/Suite)

## 2010 (Cont'd/Suite)

## MARINER

L4 2.5L 152 CID	997	7	1348 <sup>53</sup> Spin-on 7203 <sup>53</sup> Cart.	21348 <sup>70</sup> Spin-on 27203 <sup>70</sup> Cart.	41348 Spin-on 47203 Cart.	2793	22793	9466	229466	N/A	1
V6 3.0L 183 CID	99G	G	7502 <sup>53</sup>	27502 <sup>70</sup>	47502	9893	29893	9466	229466	N/A	1

## MARINER HYBRID

L4 2.5L 152 CID Electric/Gas	993	3	7203 Cart. 1348 <sup>53</sup> Spin-on	27203 Cart. 21348 <sup>70</sup> Spin-on	47203 Cart. 41348 Spin-on	9187	29187	9466 <sup>164</sup> 4477 <sup>165</sup>	229466 <sup>164</sup> N/A <sup>165</sup>	N/A <sup>164</sup> N/A <sup>165</sup>	1 1
------------------------------	-----	---	--	--	------------------------------------	------	-------	--	---	--	--------

## MILAN

L4 2.5L 152 CID		A	1348 <sup>53</sup>	21348 <sup>70</sup>	41348	9114	29114	4367	224367	N/A	3
V6 3.0L 183 CID	99G	G	7502 <sup>53</sup>	27502 <sup>70</sup>	47502	9053	29053	4367	224367	N/A	3

## MILAN HYBRID

L4 2.5L 152 CID Electric/Gas		3	1348 <sup>53</sup>	21348 <sup>70</sup>	41348	N/S	N/S	4367	224367	N/A	3
------------------------------	--	---	--------------------	---------------------	-------	-----	-----	------	--------	-----	---

## MOUNTAINEER

V6 4.0L 244 CID		E	1372 <sup>53</sup>	21372 <sup>70</sup>	41372	2484	22484	N/R	N/R	N/R	
V8 4.6L 281 CID		8	1372 <sup>53</sup>	21372 <sup>70</sup>	41372	9145	29145	N/R	N/R	N/R	

## 2009

## GRAND MARQUIS

V8 4.6L 281 CID		V	1372 <sup>53</sup>	21372 <sup>70</sup>	41372	6814	26814	N/R	N/R	N/R	
-----------------	--	---	--------------------	---------------------	-------	------	-------	-----	-----	-----	--

## MARINER

L4 2.5L 152 CID	997	7	7203 Cart. 1348 <sup>53</sup> Spin-on	27203 <sup>70</sup> Cart. 21348 <sup>70</sup> Spin-on	47203 Cart. 41348 Spin-on	2793	22793	9466	229466	N/A	1
V6 3.0L 183 CID		G	7502 <sup>53</sup> 1372 <sup>53</sup>	27502 <sup>70</sup> 21372 <sup>70</sup>	47502 <sup>263</sup> 41372 <sup>263</sup>	9893	29893	9466	229466	N/A	1

## MARINER HYBRID

L4 2.5L 152 CID Electric/Gas	993	3	7203 Cart. 1348 <sup>53</sup> Spin-on	27203 <sup>70</sup> Cart. 21348 <sup>70</sup> Spin-on	47203 Cart. 41348 Spin-on	9187	29187	9466 <sup>164</sup> 4477 <sup>165</sup>	229466 <sup>164</sup> N/A <sup>165</sup>	N/A <sup>164</sup> N/A <sup>165</sup>	1 1
------------------------------	-----	---	--	--	------------------------------------	------	-------	--	---	--	--------

## MILAN

L4 2.3L 140 CID	99Z	Z	7203	27203 <sup>70</sup>	47203	9114	29114	N/R	N/R	N/R	
V6 3.0L 183 CID	991	1	7502 <sup>53</sup> 1372 <sup>53</sup>	27502 <sup>70</sup> 21372 <sup>264</sup>	47502 <sup>265</sup> 41372 <sup>264</sup>	9053	29053	N/R	N/R	N/R	

## MOUNTAINEER

V6 4.0L 244 CID	99E	E	1372 <sup>53</sup>	21372 <sup>70</sup>	41372	2484	22484	N/R	N/R	N/R	
V8 4.6L 281 CID	998	8	1372 <sup>53</sup>	21372 <sup>70</sup>	41372	9145	29145	N/R	N/R	N/R	

## SABLE

V6 3.5L 213 CID	99W	W	1516 <sup>53</sup> 7502 <sup>53</sup>	21516 <sup>256</sup> 27502 <sup>70</sup>	41516 <sup>256</sup> 47502 <sup>257</sup>	6935	26935	N/R	N/R	N/R	
-----------------	-----	---	--	---	--	------	-------	-----	-----	-----	--

## 2008

## GRAND MARQUIS

V8 4.6L 281 CID	998	V,W	1372 <sup>53</sup>	21372 <sup>70</sup>	41372	6814	26814	N/R	N/R	N/R	
-----------------	-----	-----	--------------------	---------------------	-------	------	-------	-----	-----	-----	--

## MARINER

L4 2.3L 140 CID	99Z	Z	1348 <sup>53</sup> Spin-on 7203 <sup>53</sup> Cart.	21348 <sup>70</sup> Spin-on 27203 <sup>70</sup> Cart.	41348 Spin-on 47203 Cart.	2793	22793	9466	229466	N/A	1
V6 3.0L 183 CID	991	1	1372 <sup>53</sup>	21372 <sup>70</sup>	41372	2793	22793	9466	229466	N/A	1

N/A = Not Available N/R = Not Required N/S = Not Servicable For cabin air locator chart, see pages 5-12 See pages 13-16 for footnotes

1) ProSelect - Normal Driving - Traditional Change Intervals 2) NAPA Gold - Severe Driving - OE Recommended Intervals 3) NAPA Platinum - Harsh Driving - OE Recommend Intervals

N/A = Non disponible N/R = Non nécessaire N/S = Non réparable Voir le tableau des filtres et d'habitacle aux pages 5-12 Voir pages 13-16 pour des notes

1) NAPA ProSelect et Argent - Conduite normale - Intervalles normaux de remplacement 2) NAPA Or - Conduite difficile - Intervalles recommandés par FEO 3) NAPA Platine - Conduite très difficile - Intervalles recommandés par FEO

N/A = No disponible N/R = No requerido N/S = No Servicable Para el aire de la cabina y tabla de localización de filtro, consulte las páginas 5-12 Ver las páginas 13-16 para las notas al pie de página

1) NAPA ProSelect y Plata - Manejo normal - Intervalos normales de cambio 2) NAPA Oro - Manejo difícil - Intervalos recomendados por el OEM 3) NAPA Platino - Manejo muy difícil - Intervalos recomendados por el OEM

*Italicized Part Numbers May Not Be Available.*

Las piezas con números en *italicas* pueden no estar disponibles.  
Les numéros de pièce en *italiques* peuvent ne pas être disponibles.



Pass Car Light Truck - Oil - Air - Cabin

MERCURY 2008-2006

Year/Ano/Année Model/Modelo/Modèle Engine/Motor/Moteur	Eng. Code Código de motor Code moteur	VIN NIV NIV	GOLD Oil Aceite Huile	ProSelect Oil Aceite Huile	Platinum Oil Aceite Huile	GOLD Air Aire Air	ProSelect Air Aire Air	GOLD Cabin Air Cabina Aire Cabine Air	ProSelect Cabin Air Cabina Aire Cabine Air	Platinum Cabin Air Cabina Aire Cabine Air	Loc. Cabin Air Cabina Aire Cabine Air
--	---	-------------------	--------------------------------	-------------------------------------	------------------------------------	----------------------------	---------------------------------	--	---	--	--

MERCURY (Cont'd/Suite)

**2008** (Cont'd/Suite)

**MARINER HYBRID**

L4 2.3L 140 CID Electric/Gas		H	7203	27203 <sup>70</sup>	47203	9187	29187	9466 <sup>164</sup> 4477 <sup>165</sup>	229466 <sup>164</sup> N/A <sup>165</sup>	N/A <sup>164</sup> N/A <sup>165</sup>	1 1
------------------------------	--	---	------	---------------------	-------	------	-------	--	---	--	--------

**MILAN**

L4 2.3L 140 CID	99Z	Z	7203 Cart. 1348 <sup>53</sup> Spin-on	27203 <sup>70</sup> Cart. 21348 <sup>70</sup> Spin-on	47203 Cart. 41348 Spin-on	9114	29114	N/R	N/R	N/R	
V6 3.0L 183 CID	991	1	1372 <sup>53</sup>	21372 <sup>70</sup>	41372	9053	29053	N/R	N/R	N/R	

**MOUNTAINEER**

V6 4.0L 244 CID	99E	E,K	1372 <sup>53</sup>	21372 <sup>70</sup>	41372	2484	22484	N/R	N/R	N/R	
V8 4.6L 281 CID	998	8	1372 <sup>53</sup>	21372 <sup>70</sup>	41372	9145	29145	N/R	N/R	N/R	

**SABLE**

V6 3.5L 213 CID	99W	W	1516 <sup>53</sup>	21516	41516	6935	26935	N/R	N/R	N/R	
-----------------	-----	---	--------------------	-------	-------	------	-------	-----	-----	-----	--

**2007**

**GRAND MARQUIS**

V8 4.6L 281 CID	998	V,W	1372 <sup>53</sup>	21372 <sup>70</sup>	41372	6814	26814	N/R	N/R	N/R	
-----------------	-----	-----	--------------------	---------------------	-------	------	-------	-----	-----	-----	--

**MARINER**

L4 2.3L 140 CID	99Z	Z	1348 <sup>53</sup> Spin-on 7203 <sup>53</sup> Cart.	21348 <sup>70</sup> Spin-on 27203 <sup>70</sup> Cart.	41348 Spin-on 47203 Cart.	2793	22793	9466 <sup>377</sup> 4816 <sup>377</sup>	229466 <sup>377</sup> 224816 <sup>377</sup>	N/A <sup>377</sup> N/A <sup>377</sup>	1 1
V6 3.0L 183 CID	991	1	1372 <sup>53</sup>	21372 <sup>70</sup>	41372	2793	22793	9466 <sup>377</sup> 4816 <sup>377</sup>	229466 <sup>377</sup> 224816 <sup>377</sup>	N/A <sup>377</sup> N/A <sup>377</sup>	1 1

**MARINER HYBRID**

L4 2.3L 140 CID Electric/Gas		H	7203	27203 <sup>70</sup>	47203	9187	29187	4477 <sup>165</sup> 4816 <sup>164</sup>	N/A <sup>165</sup> 224816 <sup>164</sup>	N/A <sup>165</sup> N/A <sup>164</sup>	1 1
------------------------------	--	---	------	---------------------	-------	------	-------	--	---	--	--------

**MILAN**

L4 2.3L 140 CID	99Z	Z	7203 Cart. 1348 <sup>53</sup> Spin-on	27203 <sup>70</sup> Cart. 21348 <sup>70</sup> Spin-on	47203 Cart. 41348 Spin-on	9114	29114	N/R	N/R	N/R	
V6 3.0L 183 CID	991	1	1372 <sup>53</sup>	21372 <sup>70</sup>	41372	9053	29053	N/R	N/R	N/R	

**MONTEGO**

V6 3.0L 183 CID	991	1	1372 <sup>53</sup>	21372 <sup>70</sup>	41372	6924	26924	N/R	N/R	N/R	
-----------------	-----	---	--------------------	---------------------	-------	------	-------	-----	-----	-----	--

**MONTEREY**

V6 4.2L 256 CID		2	1516 <sup>53</sup>	21516 <sup>70</sup>	41516	2341	22341	4807	224807	N/A	1
-----------------	--	---	--------------------	---------------------	-------	------	-------	------	--------	-----	---

**MOUNTAINEER**

V6 4.0L 244 CID	99E	E,K	1372 <sup>53</sup>	21372 <sup>70</sup>	41372	2484	22484	N/R	N/R	N/R	
V8 4.6L 281 CID	998	8	1372 <sup>53</sup>	21372 <sup>70</sup>	41372	9145	29145	N/R	N/R	N/R	

**2006**

**GRAND MARQUIS**

V8 4.6L 281 CID	998	V,W	1372 <sup>53</sup>	21372 <sup>70</sup>	41372	6134	26134	N/R	N/R	N/R	
-----------------	-----	-----	--------------------	---------------------	-------	------	-------	-----	-----	-----	--

**MARINER**

L4 2.3L 140 CID	99Z	Z	1348 <sup>53</sup> Spin-on 7203 <sup>53</sup> Cart.	21348 <sup>70</sup> Spin-on 27203 <sup>70</sup> Cart.	41348 Spin-on 47203 Cart.	2793	22793	4816	224816	N/A	1
V6 3.0L 183 CID	991	1	1372 <sup>53</sup>	21372 <sup>70</sup>	41372	2793	22793	4816	224816	N/A	1

**MARINER HYBRID**

L4 2.3L 140 CID Electric/Gas		H	7203	27203 <sup>70</sup>	47203	9187	29187	4477 <sup>165</sup> 4816 <sup>164</sup>	N/A <sup>165</sup> 224816 <sup>164</sup>	N/A <sup>165</sup> N/A <sup>164</sup>	1 1
------------------------------	--	---	------	---------------------	-------	------	-------	--	---	--	--------

N/A = Not Available N/R = Not Required N/S = Not Servicable For cabin air locator chart, see pages 5-12 See pages 13-16 for footnotes

1) ProSelect - Normal Driving - Traditional Change Intervals 2) NAPA Gold - Severe Driving - OE Recommended intervals 3) NAPA Platinum - Harsh Driving - OE Recommend Intervals

N/A = Non disponible N/R = Non nécessaire N/S = Non réparable Voir le tableau des filtres et d'habitacle aux pages 5-12 Voir pages 13-16 pour des notes

1) NAPA ProSelect et Argent - Conduite normale - Intervalles normaux de remplacement 2) NAPA Or - Conduite difficile - Intervalles recommandés par FEO 3) NAPA Platine - Conduite très difficile - Intervalles recommandés par FEO

N/A = No disponible N/R = No requerido N/S = No Servicable Para el aire de la cabina y tabla de localización de filtro, consulte las páginas 5-12 Ver las páginas 13-16 para las notas al pie de página

1) NAPA ProSelect y Plata - Manejo normal - Intervalos normales de cambio 2) NAPA Oro - Manejo difícil - Intervalos recomendados por el OEM 3) NAPA Platino - Manejo muy difícil - Intervalos recomendados por el OEM

*Italicized Part Numbers May Not Be Available.*

Las piezas con números en *italicas* pueden no estar disponibles.

Les numéros de pièce en *italiques* peuvent ne pas être disponibles.

P  
a  
s  
s  
C  
a  
r  
L  
i  
g  
h  
t  
T  
r  
u  
c  
k  
O  
i  
l  
-  
A  
i  
r  
-  
C  
a  
b  
i  
n



## MERCURY 2006-2003

## Pass Car Light Truck - Oil - Air - Cabin

Year/Año/Année Model/Modelo/Modèle Engine/Motor/Moteur	Eng. Code Código de motor Code moteur	VIN NIV NIV	GOLD Oil Aceite Huile	ProSelect Oil Aceite Huile	Platinum Oil Aceite Huile	GOLD Air Aire Air	ProSelect Air Aire Air	GOLD Cabin Air Cabina Aire Cabine Air	ProSelect Cabin Air Cabina Aire Cabine Air	Platinum Cabin Air Cabina Aire Cabine Air	Loc. Cabin Air Cabina Aire Cabine Air
--	---	-------------------	--------------------------------	-------------------------------------	------------------------------------	----------------------------	---------------------------------	--	---	--	--

## MERCURY (Cont'd/Suite)

**2006** (Cont'd/Suite)

## MILAN

L4 2.3L 140 CID	99Z	Z	7203 Cart. 1348 <sup>53</sup> Spin-on	27203 <sup>70</sup> Cart. 21348 <sup>70</sup> Spin-on	47203 Cart. 41348 Spin-on	9114	29114	N/R	N/R	N/R	
V6 3.0L 183 CID	991	1	1372 <sup>53</sup>	21372 <sup>70</sup>	41372	9053	29053	N/R	N/R	N/R	

## MONTEGO

V6 3.0L 183 CID	991	1	1372 <sup>53</sup>	21372 <sup>70</sup>	41372	6924	26924	N/R	N/R	N/R	
-----------------	-----	---	--------------------	---------------------	-------	------	-------	-----	-----	-----	--

## MONTEREY

V6 4.2L 256 CID		2	1516 <sup>53</sup>	21516 <sup>70</sup>	41516	2341	22341	4807	224807	N/A	1
-----------------	--	---	--------------------	---------------------	-------	------	-------	------	--------	-----	---

## MOUNTAINEER

V6 4.0L 244 CID	99E	E	1372 <sup>53</sup>	21372 <sup>70</sup>	41372	2484	22484	N/R	N/R	N/R	
V8 4.6L 281 CID	998	8	1372 <sup>53</sup>	21372 <sup>70</sup>	41372	9145	29145	N/R	N/R	N/R	

**2005**

## GRAND MARQUIS

V8 4.6L 281 CID	998	W	1372 <sup>53</sup>	21372 <sup>70</sup>	41372	6134	26134	N/R	N/R	N/R	
-----------------	-----	---	--------------------	---------------------	-------	------	-------	-----	-----	-----	--

## MARINER

L4 2.3L 140 CID	99Z	Z	1348 <sup>53</sup>	21348 <sup>70</sup>	41348	2793	22793	4816	224816	N/A	1
V6 3.0L 183 CID	991	1	1372 <sup>53</sup>	21372 <sup>70</sup>	41372	2793	22793	4816	224816	N/A	1

## MONTEGO

V6 3.0L 183 CID	991	1	1372 <sup>53</sup>	21372 <sup>70</sup>	41372	6924	26924	N/R	N/R	N/R	
-----------------	-----	---	--------------------	---------------------	-------	------	-------	-----	-----	-----	--

## MONTEREY

V6 4.2L 256 CID		2	1516 <sup>53</sup>	21516 <sup>70</sup>	41516	2341	22341	4807	224807	N/A	1
-----------------	--	---	--------------------	---------------------	-------	------	-------	------	--------	-----	---

## MOUNTAINEER

V6 4.0L 244 CID	99E	E	1372 <sup>53</sup>	21372 <sup>70</sup>	41372	2484	22484	N/R	N/R	N/R	
	99E	K	1372 <sup>53</sup>	21372 <sup>70</sup>	41372	2484	22484	N/R	N/R	N/R	
V8 4.6L 281 CID	998	W	1372 <sup>53</sup>	21372 <sup>70</sup>	41372	2484	22484	N/R	N/R	N/R	

## SABLE

V6 3.0L 183 CID	991	S	1372 <sup>53</sup>	21372 <sup>70</sup>	41372	2385	22385	4773	224773	N/A	1
	991	U,2	1516 <sup>53</sup>	21516 <sup>70</sup>	41516	2385	22385	4773	224773	N/A	1

**2004**

## GRAND MARQUIS

V8 4.6L 281 CID	998	W	1372 <sup>53</sup>	21372 <sup>70</sup>	41372	6134	26134	N/R	N/R	N/R	
-----------------	-----	---	--------------------	---------------------	-------	------	-------	-----	-----	-----	--

## MARAUDER

V8 4.6L 281 CID	998	V	1372 <sup>53</sup>	21372 <sup>70</sup>	41372	6814	26814	N/R	N/R	N/R	
-----------------	-----	---	--------------------	---------------------	-------	------	-------	-----	-----	-----	--

## MONTEREY

V6 4.2L 256 CID		2	1516 <sup>53</sup>	21516 <sup>70</sup>	41516	2341	22341	4807	224807	N/A	1
-----------------	--	---	--------------------	---------------------	-------	------	-------	------	--------	-----	---

## MOUNTAINEER

V6 4.0L 244 CID	99E	E	1372 <sup>53</sup>	21372 <sup>70</sup>	41372	2484	22484	N/R	N/R	N/R	
	99E	K	1372 <sup>53</sup>	21372 <sup>70</sup>	41372	2484	22484	N/R	N/R	N/R	
V8 4.6L 281 CID	998	W	1372 <sup>53</sup>	21372 <sup>70</sup>	41372	2484	22484	N/R	N/R	N/R	

## SABLE

V6 3.0L 183 CID	991	S	1372 <sup>53</sup>	21372 <sup>70</sup>	41372	2385	22385	4773	224773	N/A	1
	991	U,2	1516 <sup>53</sup>	21516 <sup>70</sup>	41516	2385	22385	4773	224773	N/A	1

**2003**

## GRAND MARQUIS

V8 4.6L 281 CID	998	W	1372 <sup>53</sup>	21372 <sup>70</sup>	41372	6134	26134	N/R	N/R	N/R	
-----------------	-----	---	--------------------	---------------------	-------	------	-------	-----	-----	-----	--

## MARAUDER

V8 4.6L 281 CID	998	V	1372 <sup>53</sup>	21372 <sup>70</sup>	41372	6814	26814	N/R	N/R	N/R	
-----------------	-----	---	--------------------	---------------------	-------	------	-------	-----	-----	-----	--

N/A = Not Available N/R = Not Required N/S = Not Servicable For cabin air locator chart, see pages 5-12 See pages 13-16 for footnotes

1) ProSelect - Normal Driving - Traditional Change Intervals 2) NAPA Gold - Severe Driving - OE Recommended Intervals 3) NAPA Platinum - Harsh Driving - OE Recommend Intervals

N/A = Non disponible N/R = Non nécessaire N/S = Non réparable Voir le tableau des filtres et d'habitacle aux pages 5-12 Voir pages 13-16 pour des notes

1) NAPA ProSelect et Argent - Conduite normale - Intervalles normaux de remplacement 2) NAPA Or - Conduite difficile - Intervalles recommandés par FEO 3) NAPA Platine - Conduite très difficile - Intervalles recommandés par FEO

N/A = No disponible N/R = No requerido N/S = No Servicable Para el aire de la cabina y tabla de localización de filtro, consulte las páginas 5-12 Ver las páginas 13-16 para las notas al pie de página

1) NAPA ProSelect y Plata - Manejo normal - Intervalos normales de cambio 2) NAPA Oro - Manejo difícil - Intervalos recomendados por el OEM 3) NAPA Platino - Manejo muy difícil - Intervalos recomendados por el OEM

*Italicized Part Numbers May Not Be Available.*

Las piezas con números en *italicas* pueden no estar disponibles.  
Les numéros de pièce en *italiques* peuvent ne pas être disponibles.



Pass Car Light Truck - Oil - Air - Cabin

MERCURY 2003 —  
MINI 2023

Year/Año/Année Model/Modelo/Modèle Engine/Motor/Moteur	Eng. Code Código de motor Code moteur	VIN NIV NIV									Loc. Cabin Air Cabina Aire Cabine Air
			GOLD Oil Aceite Huile	ProSelect Oil Aceite Huile	Platinum Oil Aceite Huile	GOLD Air Aire Air	ProSelect Air Aire Air	GOLD Cabin Air Cabina Aire Cabine Air	ProSelect Cabin Air Cabina Aire Cabine Air	Platinum Cabin Air Cabina Aire Cabine Air	

MERCURY (Cont'd/Suite)

**2003** (Cont'd/Suite)

**MOUNTAINEER**

V6 4.0L 244 CID	99E	E	1372 <sup>53</sup>	21372 <sup>70</sup>	41372	2484	22484	N/R	N/R	N/R	
	99E	K	1372 <sup>53</sup>	21372 <sup>70</sup>	41372	2484	22484	N/R	N/R	N/R	
V8 4.6L 281 CID	998	W	1372 <sup>53</sup>	21372 <sup>70</sup>	41372	2484	22484	N/R	N/R	N/R	

**SABLE**

V6 3.0L 183 CID	991	S	1372 <sup>53</sup>	21372 <sup>70</sup>	41372	2385	22385	4773	224773	N/A	1
	991	U,2	1516 <sup>53</sup>	21516 <sup>70</sup>	41516	2385	22385	4773	224773	N/A	1

**2002**

**COUGAR**

L4 2.0L 1989cc		3	1516 <sup>53</sup>	21516 <sup>70</sup>	41516	N/A <sup>61</sup>	N/A <sup>61</sup>	4771	N/A	N/A	1
V6 2.5L 2544cc		G,L	1372 <sup>53</sup>	21372 <sup>70</sup>	41372	N/A <sup>61</sup>	N/A <sup>61</sup>	4771	N/A	N/A	1

**GRAND MARQUIS**

V8 4.6L 281 CID	998	W	1372 <sup>53</sup>	21372 <sup>70</sup>	41372	6134	26134	N/R	N/R	N/R	
-----------------	-----	---	--------------------	---------------------	-------	------	-------	-----	-----	-----	--

**MOUNTAINEER**

V6 4.0L 244 CID	99E	E	1372 <sup>53</sup>	21372 <sup>70</sup>	41372	2484	22484	N/R	N/R	N/R	
	99E	K	1372 <sup>53</sup>	21372 <sup>70</sup>	41372	2484	22484	N/R	N/R	N/R	
V8 4.6L 281 CID	998	W	1372 <sup>53</sup>	21372 <sup>70</sup>	41372	2484	22484	N/R	N/R	N/R	

**SABLE**

V6 3.0L 183 CID	991	S	1372 <sup>53</sup>	21372 <sup>70</sup>	41372	2385	22385	4773	224773	N/A	1
	991	U	1516 <sup>53</sup>	21516 <sup>70</sup>	41516	2385	22385	4773	224773	N/A	1

**VILLAGER**

V6 3.3L 3275cc		T	1356	21356 <sup>70</sup>	41356	6095	26095	N/A <sup>61</sup>	N/A <sup>61</sup>	N/A <sup>61</sup>	1
----------------	--	---	------	---------------------	-------	------	-------	-------------------	-------------------	-------------------	---

**2001**

**COUGAR**

L4 2.0L 1989cc		3	1516 <sup>53</sup>	21516 <sup>70</sup>	41516	N/A <sup>61</sup>	N/A <sup>61</sup>	4771	N/A	N/A	1
V6 2.5L 2544cc		G,L	1372 <sup>53</sup>	21372 <sup>70</sup>	41372	N/A <sup>61</sup>	N/A <sup>61</sup>	4771	N/A	N/A	1

**GRAND MARQUIS**

V8 4.6L 281 CID	998	W,X	1372 <sup>53</sup>	21372 <sup>70</sup>	41372	6134	26134	N/R	N/R	N/R	
-----------------	-----	-----	--------------------	---------------------	-------	------	-------	-----	-----	-----	--

**MOUNTAINEER**

V6 4.0L 244 CID	99E	E	1515 <sup>53</sup>	21515 <sup>70</sup>	41515	6253	26253	N/R	N/R	N/R	
V8 5.0L 302 CID		P	1372 <sup>53</sup>	21372 <sup>70</sup>	41372	6253	26253	N/R	N/R	N/R	

**SABLE**

V6 3.0L 183 CID	991	S	1372 <sup>53</sup>	21372 <sup>70</sup>	41372	2385	22385	4773	224773	N/A	1
	991	U,2	1516 <sup>53</sup>	21516 <sup>70</sup>	41516	2385	22385	4773	224773	N/A	1

**VILLAGER**

V6 3.3L 3275cc		T	1356	21356 <sup>70</sup>	41356	6095	26095	N/A <sup>61</sup>	N/A <sup>61</sup>	N/A <sup>61</sup>	1
----------------	--	---	------	---------------------	-------	------	-------	-------------------	-------------------	-------------------	---

**MINI**

**2023**

**COOPER**

L3 1.5 Turbo			100518	N/A	N/A	209792	2209792	232131	N/A	N/A	4
L4 2.0L 1998cc Turbo			100518	N/A	N/A	209792	2209792	232131	N/A	N/A	4

**COOPER CLUBMAN**

L3 1.5 Turbo			100518	N/A	N/A	209792	2209792	232131	N/A	N/A	
			100518	N/A	N/A	209792	2209792	232131	N/A	N/A	

**COOPER CLUBMAN S**

L4 2.0L 1998cc Turbo			100518	N/A	N/A	209792	2209792	232131	N/A	N/A	
			100518	N/A	N/A	209792	2209792	232131	N/A	N/A	

**COOPER COUNTRYMAN**

L3 1.5 Turbo			100518	N/A	N/A	209792	2209792	232131	N/A	N/A	
--------------	--	--	--------	-----	-----	--------	---------	--------	-----	-----	--

N/A = Not Available N/R = Not Required N/S = Not Servicable For cabin air locator chart, see pages 5-12 See pages 13-16 for footnotes

1) ProSelect - Normal Driving - Traditional Change Intervals 2) NAPA Gold - Severe Driving - OE Recommended intervals 3) NAPA Platinum - Harsh Driving - OE Recommend Intervals

N/A = Non disponible N/R = Non nécessaire N/S = Non réparable Voir le tableau des filtres et d'habitacle aux pages 5-12 Voir pages 13-16 pour des notes

1) NAPA ProSelect et Argent - Conduite normale - Intervalles normaux de remplacement 2) NAPA Or - Conduite difficile - Intervalles recommandés par FEO 3) NAPA Platine - Conduite très difficile - Intervalles recommandés par FEO

N/A = No disponible N/R = No requerido N/S = No Servicable Para el aire de la cabina y tabla de localización de filtro, consulte las páginas 5-12 Ver las páginas 13-16 para las notas al pie de página

1) NAPA ProSelect y Plata - Manejo normal - Intervalos normales de cambio 2) NAPA Oro - Manejo difícil - Intervalos recomendados por el OEM 3) NAPA Platino - Manejo muy difícil - Intervalos recomendados por el OEM

*Italicized Part Numbers May Not Be Available.*

Las piezas con números en *italicas* pueden no estar disponibles.

Les numéros de pièce en *italiques* peuvent ne pas être disponibles.

P  
a  
s  
s  
C  
a  
r  
L  
i  
g  
h  
t  
T  
r  
u  
c  
k  
O  
i  
l  
-  
A  
i  
r  
-  
C  
a  
b  
i  
n



MINI 2023-2020

Pass Car Light Truck - Oil - Air - Cabin

Year/Año/Année Model/Modelo/Modèle Engine/Motor/Moteur	Eng. Code Código de motor Code moteur	VIN NIV NIV	GOLD Oil Aceite Huile	ProSelect Oil Aceite Huile	Platinum Oil Aceite Huile	GOLD Air Aire Air	ProSelect Air Aire Air	GOLD Cabin Air Cabina Aire Cabine Air	ProSelect Cabin Air Cabina Aire Cabine Air	Platinum Cabin Air Cabina Aire Cabine Air	Loc. Cabin Air Cabina Aire Cabine Air
--	---	-------------------	--------------------------------	-------------------------------------	------------------------------------	----------------------------	---------------------------------	--	---	--	--

## MINI (Cont'd/Suite)

**2023** (Cont'd/Suite)

## COOPER COUNTRYMAN S

L4 2.0L 1998cc Turbo			100518	N/A	N/A	209792	2209792	232131	N/A	N/A	
----------------------	--	--	--------	-----	-----	--------	---------	--------	-----	-----	--

## COOPER JCW

L4 2.0L 1998cc Turbo			100518	N/A	N/A	209792	2209792	232131	N/A	N/A	
----------------------	--	--	--------	-----	-----	--------	---------	--------	-----	-----	--

## Electric

OL Electric			N/S	N/S	N/A	N/S	N/S	232131	N/A	N/A	
-------------	--	--	-----	-----	-----	-----	-----	--------	-----	-----	--

**2022**

## COOPER

L3 1.5 Turbo			100518	N/A	N/A	209791	N/A	232131	N/A	N/A	4
--------------	--	--	--------	-----	-----	--------	-----	--------	-----	-----	---

L4 2.0L 1998cc Turbo			100518	N/A	N/A	209791	N/A	232131	N/A	N/A	4
----------------------	--	--	--------	-----	-----	--------	-----	--------	-----	-----	---

## COOPER CLUBMAN

L3 1.5 Turbo			100518	N/A	N/A	209791	N/A	232131	N/A	N/A	
--------------	--	--	--------	-----	-----	--------	-----	--------	-----	-----	--

			100518	N/A	N/A	209791	N/A	232131	N/A	N/A	
--	--	--	--------	-----	-----	--------	-----	--------	-----	-----	--

## COOPER CLUBMAN S

L4 2.0L 1998cc Turbo			100518	N/A	N/A	209791	N/A	232131	N/A	N/A	
----------------------	--	--	--------	-----	-----	--------	-----	--------	-----	-----	--

			100518	N/A	N/A	209791	N/A	232131	N/A	N/A	
--	--	--	--------	-----	-----	--------	-----	--------	-----	-----	--

## COOPER COUNTRYMAN

L3 1.5 Turbo			100518	N/A	N/A	209791	N/A	232131	N/A	N/A	
--------------	--	--	--------	-----	-----	--------	-----	--------	-----	-----	--

## COOPER COUNTRYMAN S

L4 2.0L 1998cc Turbo			100518	N/A	N/A	209791	N/A	232131	N/A	N/A	
----------------------	--	--	--------	-----	-----	--------	-----	--------	-----	-----	--

## COOPER JCW

L4 2.0L 1998cc Turbo			100518	N/A	N/A	209791	N/A	232131	N/A	N/A	
----------------------	--	--	--------	-----	-----	--------	-----	--------	-----	-----	--

## Electric

OL Electric			N/S	N/S	N/A	N/S	N/S	232131	N/A	N/A	
-------------	--	--	-----	-----	-----	-----	-----	--------	-----	-----	--

**2021**

## COOPER

L3 1.5 Turbo			100518	N/A	N/A	209792	2209792	232131	N/A	N/A	4
--------------	--	--	--------	-----	-----	--------	---------	--------	-----	-----	---

L4 2.0L 1998cc Turbo			100518	N/A	N/A	209792	2209792	232131	N/A	N/A	4
----------------------	--	--	--------	-----	-----	--------	---------	--------	-----	-----	---

## COOPER CLUBMAN

L3 1.5 Turbo			100518	N/A	N/A	209792	2209792	232131	N/A	N/A	
--------------	--	--	--------	-----	-----	--------	---------	--------	-----	-----	--

			100518	N/A	N/A	209792	2209792	232131	N/A	N/A	
--	--	--	--------	-----	-----	--------	---------	--------	-----	-----	--

## COOPER CLUBMAN S

L4 2.0L 1998cc Turbo			100518	N/A	N/A	209791	N/A	232131	N/A	N/A	
----------------------	--	--	--------	-----	-----	--------	-----	--------	-----	-----	--

			100518	N/A	N/A	209791	N/A	232131	N/A	N/A	
--	--	--	--------	-----	-----	--------	-----	--------	-----	-----	--

## COOPER COUNTRYMAN

L3 1.5 Turbo			100518	N/A	N/A	209792	2209792	232131	N/A	N/A	
--------------	--	--	--------	-----	-----	--------	---------	--------	-----	-----	--

## COOPER COUNTRYMAN S

L4 2.0L 1998cc Turbo			100518	N/A	N/A	209792	2209792	232131	N/A	N/A	
----------------------	--	--	--------	-----	-----	--------	---------	--------	-----	-----	--

## COOPER JCW

L4 2.0L 1998cc Turbo			100518	N/A	N/A	209792	2209792	232131	N/A	N/A	
----------------------	--	--	--------	-----	-----	--------	---------	--------	-----	-----	--

## Electric

OL Electric			N/S	N/S	N/A	N/S	N/S	232131	N/A	N/A	
-------------	--	--	-----	-----	-----	-----	-----	--------	-----	-----	--

**2020**

## COOPER

L3 1.5 Turbo			100518	N/A	N/A	209791	N/A	232131	N/A	N/A	4
--------------	--	--	--------	-----	-----	--------	-----	--------	-----	-----	---

L4 2.0L 1998cc Turbo			100518	N/A	N/A	209792	2209792	232131	N/A	N/A	4
----------------------	--	--	--------	-----	-----	--------	---------	--------	-----	-----	---

## COOPER CLUBMAN

L3 1.5 Turbo			100518	N/A	N/A	209791	N/A	232131	N/A	N/A	
--------------	--	--	--------	-----	-----	--------	-----	--------	-----	-----	--

			100518	N/A	N/A	209791	N/A	232131	N/A	N/A	
--	--	--	--------	-----	-----	--------	-----	--------	-----	-----	--

N/A = Not Available N/R = Not Required N/S = Not Serviceable For cabin air locator chart, see pages 5-12 See pages 13-16 for footnotes

1) ProSelect - Normal Driving - Traditional Change Intervals 2) NAPA Gold - Severe Driving - OE Recommended intervals 3) NAPA Platinum - Harsh Driving - OE Recommend Intervals

N/A = Non disponible N/R = Non nécessaire N/S = Non réparable Voir le tableau des filtres et d'habitacle aux pages 5-12 Voir pages 13-16 pour des notes

1) NAPA ProSelect et Argent - Conduite normale - Intervalles normaux de remplacement 2) NAPA Or - Conduite difficile - Intervalles recommandés par FEO 3) NAPA Platine - Conduite très difficile - Intervalles recommandés par FEO

N/A = No disponible N/R = No requerido N/S = No Serviceable Para el aire de la cabina y tabla de localización de filtro, consulte las páginas 5-12 Ver las páginas 13-16 para las notas al pie de página

1) NAPA ProSelect y Plata - Manejo normal - Intervalos normales de cambio 2) NAPA Oro - Manejo difícil - Intervalos recomendados por el OEM 3) NAPA Platino - Manejo muy difícil - Intervalos recomendados por el OEM

*Italicized Part Numbers May Not Be Available.*

Las piezas con números en *italicas* pueden no estar disponibles.  
Les numéros de pièce en *italiques* peuvent ne pas être disponibles.



## Pass Car Light Truck - Oil - Air - Cabin

MINI 2020-2018

Year/Año/Année Model/Modelo/Modèle Engine/Motor/Moteur	Eng. Code Código de motor Code moteur	VIN NIV NIV	GOLD Oil Aceite Huile	ProSelect Oil Aceite Huile	Platinum Oil Aceite Huile	GOLD Air Aire Air	ProSelect Air Aire Air	GOLD Cabin Air Cabina Aire Cabine Air	ProSelect Cabin Air Cabina Aire Cabine Air	Platinum Cabin Air Cabina Aire Cabine Air	Loc. Cabin Air Cabina Aire Cabine Air
--	---	-------------------	--------------------------------	-------------------------------------	------------------------------------	----------------------------	---------------------------------	--	---	--	--

## MINI (Cont'd/Suite)

**2020** (Cont'd/Suite)

## COOPER CLUBMAN S

L4 2.0L 1998cc Turbo			100518 100518	N/A N/A	N/A N/A	209792 209792	2209792 2209792	232131 <sup>221</sup> 232131 <sup>221</sup>	N/A <sup>221</sup> N/A <sup>221</sup>	N/A <sup>221</sup> N/A <sup>221</sup>	
----------------------	--	--	------------------	------------	------------	------------------	--------------------	--	--	--	--

## COOPER COUNTRYMAN

L3 1.5 Turbo			100518	N/A	N/A	209791	N/A	232131	N/A	N/A	
--------------	--	--	--------	-----	-----	--------	-----	--------	-----	-----	--

## COOPER COUNTRYMAN S

L4 2.0L 1998cc Turbo			100518	N/A	N/A	209792	2209792	232131	N/A	N/A	
----------------------	--	--	--------	-----	-----	--------	---------	--------	-----	-----	--

## COOPER JCW

L4 2.0L 1998cc Turbo			100518	N/A	N/A	209792	2209792	232131	N/A	N/A	
----------------------	--	--	--------	-----	-----	--------	---------	--------	-----	-----	--

## Electric

0L Electric			N/S	N/S	N/A	N/S	N/S	232131	N/A	N/A	
-------------	--	--	-----	-----	-----	-----	-----	--------	-----	-----	--

**2019**

## COOPER

L3 1.5 Turbo			107522	2107522	N/A	209791	N/A	232131 <sup>78</sup>	N/A <sup>78</sup>	N/A <sup>78</sup>	4
--------------	--	--	--------	---------	-----	--------	-----	----------------------	-------------------	-------------------	---

## COOPER CLUBMAN

L3 1.5 Turbo			107522 107522	2107522 2107522	N/A N/A	209791 209791	N/A N/A	232131 <sup>78</sup> 232131 <sup>78</sup>	N/A <sup>78</sup> N/A <sup>78</sup>	N/A <sup>78</sup> N/A <sup>78</sup>	
--------------	--	--	------------------	--------------------	------------	------------------	------------	--	--	--	--

## COOPER CLUBMAN S

L4 2.0L 1998cc Turbo			107522 107522	2107522 2107522	N/A N/A	209792 209792	2209792 2209792	232131 <sup>221</sup> 232131 <sup>221</sup>	N/A <sup>221</sup> N/A <sup>221</sup>	N/A <sup>221</sup> N/A <sup>221</sup>	
----------------------	--	--	------------------	--------------------	------------	------------------	--------------------	--	--	--	--

## COOPER COUNTRYMAN

L3 1.5 Turbo			107522	2107522	N/A	209791	N/A	232131 <sup>78</sup>	N/A <sup>78</sup>	N/A <sup>78</sup>	
--------------	--	--	--------	---------	-----	--------	-----	----------------------	-------------------	-------------------	--

## COOPER COUNTRYMAN Hybrid

L3 1.5L 1500CC 92CID Turbo			107522	2107522	N/A	209792	2209792	232131	N/A	N/A	
----------------------------	--	--	--------	---------	-----	--------	---------	--------	-----	-----	--

## COOPER COUNTRYMAN S

L4 2.0L 1998cc Turbo			107522	2107522	N/A	209792	2209792	232131	N/A	N/A	
----------------------	--	--	--------	---------	-----	--------	---------	--------	-----	-----	--

## COOPER JCW

L4 2.0L 1998cc Turbo			107522	2107522	N/A	209792	2209792	232131	N/A	N/A	
----------------------	--	--	--------	---------	-----	--------	---------	--------	-----	-----	--

## COOPER S

L4 2.0L 1998cc Turbo			107522	2107522	N/A	209791	N/A	232131	N/A	N/A	4
----------------------	--	--	--------	---------	-----	--------	-----	--------	-----	-----	---

**2018**

## COOPER

L3 1.5 Turbo			107522	2107522	N/A	209792	2209792	232131	N/A	N/A	4
L4 2.0L 1998cc Turbo			107522	2107522	N/A	209792	2209792	232131	N/A	N/A	4

## COOPER CLUBMAN

L3 1.5 Turbo			107522 107522	2107522 2107522	N/A N/A	209792 209792	2209792 2209792	232131 232131	N/A N/A	N/A N/A	
--------------	--	--	------------------	--------------------	------------	------------------	--------------------	------------------	------------	------------	--

## COOPER CLUBMAN S

L4 2.0L 1998cc Turbo			107522 107522	2107522 2107522	N/A N/A	209792 209792	2209792 2209792	232131 <sup>221</sup> 232131 <sup>221</sup>	N/A <sup>221</sup> N/A <sup>221</sup>	N/A <sup>221</sup> N/A <sup>221</sup>	
----------------------	--	--	------------------	--------------------	------------	------------------	--------------------	--	--	--	--

## COOPER COUNTRYMAN

L3 1.5 Turbo			107522	2107522	N/A	209792	2209792	232131	N/A	N/A	
--------------	--	--	--------	---------	-----	--------	---------	--------	-----	-----	--

## COOPER COUNTRYMAN Hybrid

L3 1.5L 1500CC 92CID Turbo			107522	2107522	N/A	209792	2209792	232131	N/A	N/A	
----------------------------	--	--	--------	---------	-----	--------	---------	--------	-----	-----	--

## COOPER COUNTRYMAN S

L4 2.0L 1998cc Turbo			107522	2107522	N/A	209792	2209792	232131	N/A	N/A	
----------------------	--	--	--------	---------	-----	--------	---------	--------	-----	-----	--

## COOPER JCW

L4 2.0L 1998cc Turbo			107522	2107522	N/A	209792	2209792	232131	N/A	N/A	
----------------------	--	--	--------	---------	-----	--------	---------	--------	-----	-----	--

N/A = Not Available N/R = Not Required N/S = Not Servicable For cabin air locator chart, see pages 5-12 See pages 13-16 for footnotes

1) ProSelect - Normal Driving - Traditional Change Intervals 2) NAPA Gold - Severe Driving - OE Recommended intervals 3) NAPA Platinum - Harsh Driving - OE Recommend Intervals

N/A = Non disponible N/R = Non nécessaire N/S = Non réparable Voir le tableau des filtres et d'habitacle aux pages 5-12 Voir pages 13-16 pour des notes

1) NAPA ProSelect et Argent - Conduite normale - Intervalles normaux de remplacement 2) NAPA Or - Conduite difficile - Intervalles recommandés par FEO 3) NAPA Platine - Conduite très difficile - Intervalles recommandés par FEO

N/A = No disponible N/R = No requerido N/S = No Servicable Para el aire de la cabina y tabla de localización de filtro, consulte las páginas 5-12 Ver las páginas 13-16 para las notas al pie de página

1) NAPA ProSelect y Plata - Manejo normal - Intervalles normales de cambio 2) NAPA Oro - Manejo difícil - Intervalles recomendados por el OEM 3) NAPA Platino - Manejo muy difícil - Intervalles recomendados por el OEM

*Italicized Part Numbers May Not Be Available.*Las piezas con números en *italicas* pueden no estar disponibles.Les numéros de pièce en *italiques* peuvent ne pas être disponibles.P  
a  
s  
s  
C  
a  
r  
L  
i  
g  
h  
t  
T  
r  
u  
c  
k  
O  
i  
l  
-  
A  
i  
r  
-  
C  
a  
b  
i  
n





MINI 2017-2015

Pass Car Light Truck - Oil - Air - Cabin

Year/Año/Année Model/Modelo/Modèle Engine/Motor/Moteur	Eng. Code Código de motor Code moteur	VIN NIV NIV	GOLD Oil Aceite Huile	ProSelect Oil Aceite Huile	Platinum Oil Aceite Huile	GOLD Air Aire Air	ProSelect Air Aire Air	GOLD Cabin Air Cabina Aire Cabine Air	ProSelect Cabin Air Cabina Aire Cabine Air	Platinum Cabin Air Cabina Aire Cabine Air	Loc. Cabin Air Cabina Aire Cabine Air
--	---	-------------------	--------------------------------	-------------------------------------	------------------------------------	----------------------------	---------------------------------	--	---	--	--

MINI (Cont'd/Suite)

**2017**

**COOPER**

L3 1.5 Turbo			107522	2107522	N/A	209791	N/A	232131	N/A	N/A	4
--------------	--	--	--------	---------	-----	--------	-----	--------	-----	-----	---

**COOPER CLUBMAN**

L3 1.5 Turbo			107522	2107522	N/A	209791	N/A	N/R	N/R	N/R	
--------------	--	--	--------	---------	-----	--------	-----	-----	-----	-----	--

**COOPER CLUBMAN S**

L4 2.0L 1998cc Turbo			107522	2107522	N/A	209792	2209792	232131 <sup>221</sup>	N/A <sup>221</sup>	N/A <sup>221</sup>	
----------------------	--	--	--------	---------	-----	--------	---------	-----------------------	--------------------	--------------------	--

**COOPER COUNTRYMAN**

L3 1.5 Turbo			107522	2107522	N/A	209791	N/A	232131	N/A	N/A	
--------------	--	--	--------	---------	-----	--------	-----	--------	-----	-----	--

**COOPER COUNTRYMAN S**

L4 2.0L 1998cc Turbo			107522	2107522	N/A	209792	2209792	232131	N/A	N/A	
----------------------	--	--	--------	---------	-----	--------	---------	--------	-----	-----	--

**COOPER JCW**

L4 2.0L 1998cc Turbo			107522	2107522	N/A	209792	2209792	232131	N/A	N/A	
----------------------	--	--	--------	---------	-----	--------	---------	--------	-----	-----	--

**COOPER S**

L4 2.0L 1998cc Turbo			107522	2107522	N/A	209791	N/A	232131	N/A	N/A	4
----------------------	--	--	--------	---------	-----	--------	-----	--------	-----	-----	---

**2016**

**COOPER**

L3 1.5 Turbo			107522	2107522	N/A	209791	N/A	N/A	N/A	N/A	
L3 1.5L 1500CC 92CID Turbo			107522	2107522	N/A			232131	N/A	N/A	
L4 1.6L 1598cc Turbo	N14B16A		7512	27512	N/A	9235 <sup>224</sup> 9825 <sup>72</sup>	29235 <sup>224</sup> 29825 <sup>72</sup>	9367	229367	N/A	4

**COOPER CLUBMAN**

L3 1.5 Turbo			107522	2107522	N/A	209791	N/A	N/R	N/R	N/R	
--------------	--	--	--------	---------	-----	--------	-----	-----	-----	-----	--

**COOPER CLUBMAN S**

L4 2.0L 1998cc Turbo			107522	2107522	N/A	209792	2209792	232131 <sup>221</sup>	N/A <sup>221</sup>	N/A <sup>221</sup>	
----------------------	--	--	--------	---------	-----	--------	---------	-----------------------	--------------------	--------------------	--

**COOPER COUNTRYMAN**

L4 1.6L 1598cc	N16B16A		7512	27512	N/A	9235	29235	9367	229367	N/A	4
----------------	---------	--	------	-------	-----	------	-------	------	--------	-----	---

**COOPER COUNTRYMAN John Cooper Works**

L4 1.6L 1598cc Turbo	N18B16A		7512	27512	N/A	9728	29728	9367	229367	N/A	4
----------------------	---------	--	------	-------	-----	------	-------	------	--------	-----	---

**COOPER COUNTRYMAN S**

L4 1.6L 1598cc Turbo	N18B16A		7512	27512	N/A	9728	29728	9367	229367	N/A	4
----------------------	---------	--	------	-------	-----	------	-------	------	--------	-----	---

**COOPER John Cooper Works**

L4 1.6L 1598cc Turbo	N18B16C		7512	27512	N/A	9728	29728	9367	229367	N/A	4
----------------------	---------	--	------	-------	-----	------	-------	------	--------	-----	---

**COOPER S**

L4 1.6L 1598cc Turbo	N18B16A		7512	27512	N/A	9728	29728	9367	229367	N/A	4
L4 2.0L 1998cc Turbo			107522	2107522	N/A	209792	2209792	232131 <sup>78</sup>	N/A <sup>78</sup>	N/A <sup>78</sup>	4

**PACEMAN**

L4 1.6L 1598cc	N16B16A		7512	27512	N/A	9235	29235	9367	229367	N/A	4
----------------	---------	--	------	-------	-----	------	-------	------	--------	-----	---

**PACEMAN John Cooper Works**

L4 1.6L 1598cc Turbo	N18B16A		7512	27512	N/A	9728	29728	9367	229367	N/A	4
----------------------	---------	--	------	-------	-----	------	-------	------	--------	-----	---

**PACEMAN S**

L4 1.6L 1598cc Turbo	N18B16A		7512	27512	N/A	9728	29728	9367	229367	N/A	4
----------------------	---------	--	------	-------	-----	------	-------	------	--------	-----	---

**2015**

**COOPER**

L3 1.5L 1499CC Turbo			107522	2107522	N/A	209791	N/A	232131	N/A	N/A	4
L4 1.6L 1598cc	N16B16A		7512	27512	N/A	9235 9825	29235 29825	9367	229367	N/A	4

N/A = Not Available N/R = Not Required N/S = Not Servicable For cabin air locator chart, see pages 5-12 See pages 13-16 for footnotes

1) ProSelect - Normal Driving - Traditional Change Intervals 2) NAPA Gold - Severe Driving - OE Recommended intervals 3) NAPA Platinum - Harsh Driving - OE Recommend Intervals

N/A = Non disponible N/R = Non nécessaire N/S = Non réparable Voir le tableau des filtres et d'habitacle aux pages 5-12 Voir pages 13-16 pour des notes

1) NAPA ProSelect et Argent - Conduite normale - Intervalles normaux de remplacement 2) NAPA Or - Conduite difficile - Intervalles recommandés par FEO 3) NAPA Platine - Conduite très difficile - Intervalles recommandés par FEO

N/A = No disponible N/R = No requerido N/S = No Servicable Para el aire de la cabina y tabla de localización de filtro, consulte las páginas 5-12 Ver las páginas 13-16 para las notas al pie de página

1) NAPA ProSelect y Plata - Manejo normal - Intervalos normales de cambio 2) NAPA Oro - Manejo difícil - Intervalos recomendados por el OEM 3) NAPA Platino - Manejo muy difícil - Intervalos recomendados por el OEM

*Italicized Part Numbers May Not Be Available.*

Las piezas con números en *italicas* pueden no estar disponibles.  
Les numéros de pièce en *italiques* peuvent ne pas être disponibles.



## Pass Car Light Truck - Oil - Air - Cabin

MINI 2015-2013

Year/Año/Année Model/Modelo/Modèle Engine/Motor/Moteur	Eng. Code Código de motor Code moteur	VIN NIV NIV	GOLD Oil Aceite Huile	ProSelect Oil Aceite Huile	Platinum Oil Aceite Huile	GOLD Air Aire Air	ProSelect Air Aire Air	GOLD Cabin Air Cabina Aire Cabine Air	ProSelect Cabin Air Cabina Aire Cabine Air	Platinum Cabin Air Cabina Aire Cabine Air	Loc. Cabin Air Cabina Aire Cabine Air
--	---	-------------------	--------------------------------	-------------------------------------	------------------------------------	----------------------------	---------------------------------	--	---	--	--

## MINI (Cont'd/Suite)

## 2015 (Cont'd/Suite)

## COOPER (Cont'd/Suite)

L4 1.6L 1998cc Turbo			107522	2107522	N/A	209792	2209792	232131	N/A	N/A	4
----------------------	--	--	--------	---------	-----	--------	---------	--------	-----	-----	---

## COOPER COUNTRYMAN

L4 1.6L 1598cc	N16B16A		7512	27512	N/A	9235 9825	29235 29825	9367	229367	N/A	4
----------------	---------	--	------	-------	-----	--------------	----------------	------	--------	-----	---

## COOPER COUNTRYMAN S

L4 1.6L 1598cc Turbo	N18B16A		7512	27512	N/A	9728	29728	9367	229367	N/A	4
----------------------	---------	--	------	-------	-----	------	-------	------	--------	-----	---

## COOPER S

L4 1.6L 1598cc Turbo	N18B16A		7512	27512	N/A	2800	22800	9367	229367	N/A	4
----------------------	---------	--	------	-------	-----	------	-------	------	--------	-----	---

## PACEMAN

L4 1.6L 1598cc	N16B16A		7512	27512	N/A	9728	29728	9367	229367	N/A	4
----------------	---------	--	------	-------	-----	------	-------	------	--------	-----	---

## PACEMAN S

L4 1.6L 1598cc Turbo	N18B16A		7512	27512	N/A	9728	29728	9367	229367	N/A	4
----------------------	---------	--	------	-------	-----	------	-------	------	--------	-----	---

## 2014

## COOPER

L3 1.5L 1499CC Turbo			107522	2107522	N/A	209791	N/A	232131	N/A	N/A	4
L4 1.6L 1598cc	N16B16A		7512	27512	N/A	9235 <sup>224</sup> 9825 <sup>72</sup>	29235 <sup>224</sup> 29825 <sup>72</sup>	9367	229367	N/A	4
L4 1.6L 1598cc Turbo	N18B16C		7512	27512	N/A	9728 <sup>224</sup> 9260 <sup>160</sup>	29728 <sup>224</sup> 29260 <sup>160</sup>	9367	229367	N/A	4
L4 2.0L 1998cc Turbo			107522	2107522	N/A	209792	2209792	9367	229367	N/A	4

## COOPER Clubman

L4 1.6L 1598cc	N16B16A		7512	27512	N/A	9825 <sup>240</sup> 9235 <sup>224</sup>	29825 <sup>240</sup> 29235 <sup>224</sup>	9367	229367	N/A	4
----------------	---------	--	------	-------	-----	--	--	------	--------	-----	---

## COOPER COUNTRYMAN

L4 1.6L 1598cc	N16B16A		7512	27512	N/A	9235 <sup>224</sup> 9825 <sup>72</sup>	29235 <sup>224</sup> 29825 <sup>72</sup>	9367	229367	N/A	4
----------------	---------	--	------	-------	-----	---	---	------	--------	-----	---

## COOPER COUNTRYMAN John Cooper Works

L4 1.6L 1598cc Turbo	N18B16C		7512	27512	N/A	9728	29728	9367	229367	N/A	4
----------------------	---------	--	------	-------	-----	------	-------	------	--------	-----	---

## COOPER COUNTRYMAN S

L4 1.6L 1598cc Turbo	N18B16A		7512	27512	N/A	9728	29728	9367	229367	N/A	4
----------------------	---------	--	------	-------	-----	------	-------	------	--------	-----	---

## COOPER S

L4 1.6L 1598cc Turbo	N18B16A		7512	27512	N/A	2800	22800	9367	229367	N/A	4
----------------------	---------	--	------	-------	-----	------	-------	------	--------	-----	---

## PACEMAN

L4 1.6L 1598cc	N16B16A		7512	27512	N/A	9728	29728	9367	229367	N/A	4
----------------	---------	--	------	-------	-----	------	-------	------	--------	-----	---

## PACEMAN John Cooper Works

L4 1.6L 1598cc Turbo	N18B16C		7512	27512	N/A	9728	29728	9367	229367	N/A	4
----------------------	---------	--	------	-------	-----	------	-------	------	--------	-----	---

## PACEMAN S

L4 1.6L 1598cc Turbo	N18B16A		7512	27512	N/A	9728	29728	9367	229367	N/A	4
----------------------	---------	--	------	-------	-----	------	-------	------	--------	-----	---

## 2013

## CLUBMAN JCW

L4 1.6L 1598cc Turbo	N18B16C		7512	27512	N/A	9260 <sup>161</sup>	29260 <sup>161</sup>	9367	229367	N/A	4
----------------------	---------	--	------	-------	-----	---------------------	----------------------	------	--------	-----	---

## CLUBMAN S

L4 1.6L 1598cc Turbo	N18B16A		7512	27512	N/A	9728	29728	9367	229367	N/A	4
----------------------	---------	--	------	-------	-----	------	-------	------	--------	-----	---

## COOPER

L4 1.6L 1598cc	N16B16A		7512	27512	N/A	9235 <sup>224</sup> 9825 <sup>72</sup>	29235 <sup>224</sup> 29825 <sup>72</sup>	9367	229367	N/A	4
----------------	---------	--	------	-------	-----	---	---	------	--------	-----	---

## COOPER Clubman

L4 1.6L 1598cc	N16B16A		7512	27512	N/A	9825 <sup>240</sup> 9235 <sup>224</sup>	29825 <sup>240</sup> 29235 <sup>224</sup>	9367	229367	N/A	4
----------------	---------	--	------	-------	-----	--	--	------	--------	-----	---

N/A = Not Available N/R = Not Required N/S = Not Servicable For cabin air locator chart, see pages 5-12 See pages 13-16 for footnotes

1) ProSelect - Normal Driving - Traditional Change Intervals 2) NAPA Gold - Severe Driving - OE Recommended intervals 3) NAPA Platinum - Harsh Driving - OE Recommend Intervals

N/A = Non disponible N/R = Non nécessaire N/S = Non réparable Voir le tableau des filtres et d'habitacle aux pages 5-12 Voir pages 13-16 pour des notes

1) NAPA ProSelect et Argent - Conduite normale - Intervalles normaux de remplacement 2) NAPA Or - Conduite difficile - Intervalles recommandés par FEO 3) NAPA Platine - Conduite très difficile - Intervalles recommandés par FEO

N/A = No disponible N/R = No requerido N/S = No Servicable Para el aire de la cabina y tabla de localización de filtro, consulte las páginas 5-12 Ver las páginas 13-16 para las notas al pie de página

1) NAPA ProSelect y Plata - Manejo normal - Intervalles normales de cambio 2) NAPA Oro - Manejo difícil - Intervalles recomendados por el OEM 3) NAPA Platino - Manejo muy difícil - Intervalles recomendados por el OEM

*Italicized Part Numbers May Not Be Available.*

Las piezas con números en *italicas* pueden no estar disponibles.

Les numéros de pièce en *italiques* peuvent ne pas être disponibles.

P  
a  
s  
s  
C  
a  
r  
L  
i  
g  
h  
t  
T  
r  
u  
c  
k  
O  
i  
l  
-  
A  
i  
r  
-  
C  
a  
b  
i  
n



MINI 2013-2011

Pass Car Light Truck - Oil - Air - Cabin

Year/Año/Année Model/Modelo/Modele Engine/Motor/Moteur	Eng. Code Código de motor Code moteur	VIN NIV NIV	GOLD Oil Aceite Huile	ProSelect Oil Aceite Huile	Platinum Oil Aceite Huile	GOLD Air Aire Air	ProSelect Air Aire Air	GOLD Cabin Air Cabina Aire Cabine Air	ProSelect Cabin Air Cabina Aire Cabine Air	Platinum Cabin Air Cabina Aire Cabine Air	Loc. Cabin Air Cabina Aire Cabine Air
--	---	-------------------	--------------------------------	-------------------------------------	------------------------------------	----------------------------	---------------------------------	--	---	--	--

## MINI (Cont'd/Suite)

**2013** (Cont'd/Suite)

## COOPER COUNTRYMAN

L4 1.6L 1598cc	N16B16A		7512	27512	N/A	9235 <sup>224</sup> 9825 <sup>72</sup>	29235 <sup>224</sup> 29825 <sup>72</sup>	9367	229367	N/A	4
----------------	---------	--	------	-------	-----	---	---	------	--------	-----	---

## COOPER COUNTRYMAN S

L4 1.6L 1598cc Turbo	N18B16A		7512	27512	N/A	9728	29728	9367	229367	N/A	4
----------------------	---------	--	------	-------	-----	------	-------	------	--------	-----	---

## COOPER JCW

L4 1.6L 1598cc Turbo	N18B16C		7512	27512	N/A	9728	29728	9367	229367	N/A	4
----------------------	---------	--	------	-------	-----	------	-------	------	--------	-----	---

## COOPER S

L4 1.6L 1598cc Turbo	N18B16A		7512	27512	N/A	9728	29728	9367	229367	N/A	4
----------------------	---------	--	------	-------	-----	------	-------	------	--------	-----	---

## PACEMAN

L4 1.6L 1598cc	N16B16A		7512	27512	N/A	9728	29728	9367	229367	N/A	4
----------------	---------	--	------	-------	-----	------	-------	------	--------	-----	---

## PACEMAN John Cooper Works

L4 1.6L 1598cc Turbo	N18B16C		7512	27512	N/A	9728	29728	9367	229367	N/A	4
----------------------	---------	--	------	-------	-----	------	-------	------	--------	-----	---

## PACEMAN S

L4 1.6L 1598cc Turbo	N18B16A		7512	27512	N/A	9728	29728	9367	229367	N/A	4
----------------------	---------	--	------	-------	-----	------	-------	------	--------	-----	---

**2012**

## CLUBMAN JCW

L4 1.6L 1598cc Turbo	N14B16C		7512	27512	N/A	9260 <sup>161</sup>	29260 <sup>161</sup>	9367	229367	N/A	4
----------------------	---------	--	------	-------	-----	---------------------	----------------------	------	--------	-----	---

## CLUBMAN S

L4 1.6L 1598cc Turbo	N18B16A		7512	27512	N/A	9728	29728	9367	229367	N/A	4
----------------------	---------	--	------	-------	-----	------	-------	------	--------	-----	---

## COOPER

L4 1.6L 1598cc	N16B16A		7512	27512	N/A	9235 <sup>224</sup> 9260 <sup>224</sup> 9825 <sup>72</sup>	29235 <sup>224</sup> 29260 <sup>224</sup> 29825 <sup>72</sup>	9367	229367	N/A	4
----------------	---------	--	------	-------	-----	--	---	------	--------	-----	---

## COOPER Clubman

L4 1.6L 1598cc	N16B16A		7512	27512	N/A	9825 <sup>240</sup> 9235 <sup>224</sup> 9260 <sup>224</sup>	29825 <sup>240</sup> 29235 <sup>224</sup> 29260 <sup>224</sup>	9367	229367	N/A	4
----------------	---------	--	------	-------	-----	---	--	------	--------	-----	---

## COOPER COUNTRYMAN

L4 1.6L 1598cc	N16B16A		7512	27512	N/A	9235 <sup>224</sup> 9260 <sup>224</sup> 9825 <sup>72</sup>	29235 <sup>224</sup> 29260 <sup>224</sup> 29825 <sup>72</sup>	9367	229367	N/A	4
----------------	---------	--	------	-------	-----	--	---	------	--------	-----	---

## COOPER COUNTRYMAN S

L4 1.6L 1598cc Turbo	N18B16A		7512	27512	N/A	9728	29728	9367	229367	N/A	4
----------------------	---------	--	------	-------	-----	------	-------	------	--------	-----	---

## COOPER JCW

L4 1.6L 1598cc Turbo	N14B16C		7512	27512	N/A	9260	29260	9367	229367	N/A	4
----------------------	---------	--	------	-------	-----	------	-------	------	--------	-----	---

## COOPER S

L4 1.6L 1598cc Turbo	N18B16A		7512	27512	N/A	9728	29728	9367	229367	N/A	4
----------------------	---------	--	------	-------	-----	------	-------	------	--------	-----	---

**2011**

## CLUBMAN JCW

L4 1.6L 1598cc Turbo	N14B16C		7512	27512	N/A	9260 <sup>161</sup>	29260 <sup>161</sup>	9367	229367	N/A	4
----------------------	---------	--	------	-------	-----	---------------------	----------------------	------	--------	-----	---

## CLUBMAN S

L4 1.6L 1598cc Turbo	N18B16A		7512	27512	N/A	9728	29728	9367	229367	N/A	4
----------------------	---------	--	------	-------	-----	------	-------	------	--------	-----	---

## COOPER

L4 1.6L 1598cc	N16B16A		7512	27512	N/A	9235 <sup>224</sup> 9260 <sup>224</sup> 9825 <sup>72</sup>	29235 <sup>224</sup> 29260 <sup>224</sup> 29825 <sup>72</sup>	9367	229367	N/A	4
----------------	---------	--	------	-------	-----	--	---	------	--------	-----	---

## COOPER Clubman

L4 1.6L 1598cc	N16B16A		7512	27512	N/A	9825 <sup>240</sup> 9235 <sup>224</sup> 9260 <sup>224</sup>	29825 <sup>240</sup> 29235 <sup>224</sup> 29260 <sup>224</sup>	9367	229367	N/A	4
----------------	---------	--	------	-------	-----	---	--	------	--------	-----	---

N/A = Not Available N/R = Not Required N/S = Not Servicable For cabin air locator chart, see pages 5-12 See pages 13-16 for footnotes

1) ProSelect - Normal Driving - Traditional Change Intervals 2) NAPA Gold - Severe Driving - OE Recommended intervals 3) NAPA Platinum - Harsh Driving - OE Recommend Intervals

N/A = Non disponible N/R = Non nécessaire N/S = Non réparable Voir le tableau des filtres et d'habitacle aux pages 5-12 Voir pages 13-16 pour des notes

1) NAPA ProSelect et Argent - Conduite normale - Intervalles normaux de remplacement 2) NAPA Or - Conduite difficile - Intervalles recommandés par FEO 3) NAPA Platine - Conduite très difficile - Intervalles recommandés par FEO

N/A = No disponible N/R = No requerido N/S = No Servicable Para el aire de la cabina y tabla de localización de filtro, consulte las páginas 5-12 Ver las páginas 13-16 para las notas al pie de página

1) NAPA ProSelect y Plata - Manejo normal - Intervalles normales de cambio 2) NAPA Oro - Manejo difícil - Intervalles recomendados por el OEM 3) NAPA Platino - Manejo muy difícil - Intervalles recomendados por el OEM

*Italicized Part Numbers May Not Be Available.*Las piezas con números en *italicas* pueden no estar disponibles.  
Les numéros de pièce en *italiques* peuvent ne pas être disponibles.



## Pass Car Light Truck - Oil - Air - Cabin

MINI 2011-2008

Year/Año/Année Model/Modelo/Modèle Engine/Motor/Moteur	Eng. Code Código de motor Code moteur	VIN NIV NIV	GOLD Oil Aceite Huile	ProSelect Oil Aceite Huile	Platinum Oil Aceite Huile	GOLD Air Aire Air	ProSelect Air Aire Air	GOLD Cabin Air Cabina Aire Cabine Air	ProSelect Cabin Air Cabina Aire Cabine Air	Platinum Cabin Air Cabina Aire Cabine Air	Loc. Cabin Air Cabina Aire Cabine Air
--	---	-------------------	--------------------------------	-------------------------------------	------------------------------------	----------------------------	---------------------------------	--	---	--	--

## MINI (Cont'd/Suite)

## 2011 (Cont'd/Suite)

## COOPER COUNTRYMAN

L4 1.6L 1598cc	N16B16A		7512	27512	N/A	9235 <sup>224</sup> 9260 <sup>225</sup> 9825 <sup>72</sup>	29235 <sup>224</sup> 29260 <sup>225</sup> 29825 <sup>72</sup>	9367	229367	N/A	4
----------------	---------	--	------	-------	-----	--	---	------	--------	-----	---

## COOPER COUNTRYMAN S

L4 1.6L 1598cc Turbo	N18B16A		7512	27512	N/A	9728	29728	9367	229367	N/A	4
----------------------	---------	--	------	-------	-----	------	-------	------	--------	-----	---

## COOPER JCW

L4 1.6L 1598cc Turbo	N14B16C		7512	27512	N/A	9260	29260	9367	229367	N/A	4
----------------------	---------	--	------	-------	-----	------	-------	------	--------	-----	---

## COOPER S

L4 1.6L 1598cc Turbo	N18B16A		7512	27512	N/A	9728	29728	9367	229367	N/A	4
----------------------	---------	--	------	-------	-----	------	-------	------	--------	-----	---

## 2010

## CLUBMAN JCW

L4 1.6L 1598cc Turbo	N14B16C		7512	27512	N/A	9260 <sup>161</sup>	29260 <sup>161</sup>	9367	229367	N/A	4
----------------------	---------	--	------	-------	-----	---------------------	----------------------	------	--------	-----	---

## CLUBMAN S

L4 1.6L 1598cc Turbo	N14B16A		7512	27512	N/A	9728	29728	9367	229367	N/A	4
----------------------	---------	--	------	-------	-----	------	-------	------	--------	-----	---

## COOPER

L4 1.6L 1598cc	N12B16A		7512	27512	N/A	9235 <sup>224</sup> 9260 <sup>224</sup> 9825 <sup>72</sup>	29235 <sup>224</sup> 29260 <sup>224</sup> 29825 <sup>72</sup>	9367	229367	N/A	4
----------------	---------	--	------	-------	-----	--	---	------	--------	-----	---

## COOPER Clubman

L4 1.6L 1598cc	N12B16A		7512	27512	N/A	9825 <sup>240</sup> 9235 <sup>224</sup> 9260 <sup>224</sup>	29825 <sup>240</sup> 29235 <sup>224</sup> 29260 <sup>224</sup>	9367	229367	N/A	4
----------------	---------	--	------	-------	-----	---	--	------	--------	-----	---

## COOPER JCW

L4 1.6L 1598cc Turbo	N14B16C		7512	27512	N/A	9260	29260	9367	229367	N/A	4
----------------------	---------	--	------	-------	-----	------	-------	------	--------	-----	---

## COOPER S

L4 1.6L 1598cc Turbo	N14B16A		7512	27512	N/A	9728	29728	9367	229367	N/A	4
----------------------	---------	--	------	-------	-----	------	-------	------	--------	-----	---

## 2009

## CLUBMAN JCW

L4 1.6L 1598cc Turbo	N14B16C		7512	27512	N/A	9260 <sup>161</sup>	29260 <sup>161</sup>	9367	229367	N/A	4
----------------------	---------	--	------	-------	-----	---------------------	----------------------	------	--------	-----	---

## CLUBMAN S

L4 1.6L 1598cc Turbo	N14B16A		7512	27512	N/A	9728	29728	9367	229367	N/A	4
----------------------	---------	--	------	-------	-----	------	-------	------	--------	-----	---

## COOPER

L4 1.6L 1598cc	N12B16A		7512	27512	N/A	9235 <sup>224</sup> 9260 <sup>224</sup> 9825 <sup>72</sup>	29235 <sup>224</sup> 29260 <sup>224</sup> 29825 <sup>72</sup>	9367	229367	N/A	4
----------------	---------	--	------	-------	-----	--	---	------	--------	-----	---

## COOPER Clubman

L4 1.6L 1598cc	N12B16A		7512	27512	N/A	9825 <sup>240</sup> 9235 <sup>224</sup> 9260 <sup>224</sup>	29825 <sup>240</sup> 29235 <sup>224</sup> 29260 <sup>224</sup>	9367	229367	N/A	4
----------------	---------	--	------	-------	-----	---	--	------	--------	-----	---

## COOPER JCW

L4 1.6L 1598cc Turbo	N14B16C		7512	27512	N/A	9260	29260	9367	229367	N/A	4
----------------------	---------	--	------	-------	-----	------	-------	------	--------	-----	---

## COOPER S

L4 1.6L 1598cc Turbo	N14B16A		7512	27512	N/A	9728	29728	9367	229367	N/A	4
----------------------	---------	--	------	-------	-----	------	-------	------	--------	-----	---

## 2008

## CLUBMAN S

L4 1.6L 1598cc Turbo	N14B16A		7512	27512	N/A	9728 <sup>114</sup>	29728 <sup>114</sup>	9367	229367	N/A	4
----------------------	---------	--	------	-------	-----	---------------------	----------------------	------	--------	-----	---

## COOPER

L4 1.6L 1598cc	N12B16A		7512	27512	N/A	9235 9260 9825	29235 29260 29825	9367	229367	N/A	4
----------------	---------	--	------	-------	-----	----------------------	-------------------------	------	--------	-----	---

N/A = Not Available N/R = Not Required N/S = Not Servicable For cabin air locator chart, see pages 5-12 See pages 13-16 for footnotes

1) ProSelect - Normal Driving - Traditional Change Intervals 2) NAPA Gold - Severe Driving - OE Recommended intervals 3) NAPA Platinum - Harsh Driving - OE Recommend Intervals

N/A = Non disponible N/R = Non nécessaire N/S = Non réparable Voir le tableau des filtres et d'habitacle aux pages 5-12 Voir pages 13-16 pour des notes

1) NAPA ProSelect et Argent - Conduite normale - Intervalles normaux de remplacement 2) NAPA Or - Conduite difficile - Intervalles recommandés par FEO 3) NAPA Platine - Conduite très difficile - Intervalles recommandés par FEO

N/A = No disponible N/R = No requerido N/S = No Servicable Para el aire de la cabina y tabla de localización de filtro, consulte las páginas 5-12 Ver las páginas 13-16 para las notas al pie de página

1) NAPA ProSelect y Plata - Manejo normal - Intervalles normales de cambio 2) NAPA Oro - Manejo difícil - Intervalles recomendados por el OEM 3) NAPA Platino - Manejo muy difícil - Intervalles recomendados por el OEM

Italicized Part Numbers May Not Be Available.

Las piezas con números en *italicas* pueden no estar disponibles.Les numéros de pièce en *italiques* peuvent ne pas être disponibles.



MINI 2008-2003

Pass Car Light Truck - Oil - Air - Cabin

Year/Año/Année Model/Modelo/Modèle Engine/Motor/Moteur	Eng. Code Código de motor Code moteur	VIN NIV NIV	GOLD Oil Aceite Huile	ProSelect Oil Aceite Huile	Platinum Oil Aceite Huile	GOLD Air Aire Air	ProSelect Air Aire Air	GOLD Cabin Air Cabina Aire Cabine Air	ProSelect Cabin Air Cabina Aire Cabine Air	Platinum Cabin Air Cabina Aire Cabine Air	Loc. Cabin Air Cabina Aire Cabine Air
--	---	-------------------	--------------------------------	-------------------------------------	------------------------------------	----------------------------	---------------------------------	--	---	--	--

## MINI (Cont'd/Suite)

## 2008 (Cont'd/Suite)

## COOPER (Cont'd/Suite)

L4 1.6L 1598cc	W10B16A		7303	27303	N/A	2799 <sup>224</sup> 9260 <sup>224</sup>	22799 <sup>224</sup> 29260 <sup>224</sup>	4758 <sup>78</sup>	224758 <sup>78</sup>	N/A <sup>78</sup>	4
----------------	---------	--	------	-------	-----	--	--	--------------------	----------------------	-------------------	---

## COOPER Clubman

L4 1.6L 1598cc	N12B16A		7512	27512	N/A	9825 9235 9260	29825 29235 29260	9367	229367	N/A	4
----------------	---------	--	------	-------	-----	----------------------	-------------------------	------	--------	-----	---

## COOPER S

L4 1.6L 1598cc Super Charged	W11B16A		7303	27303	N/A	2800 <sup>161</sup>	22800 <sup>161</sup>	4758	224758	N/A	4
L4 1.6L 1598cc Turbo	N14B16A		7512	27512	N/A	9728	29728	9367	229367	N/A	4

## 2007

## COOPER

L4 1.6L 1598cc	N12B16A		7512	27512	N/A	9235 <sup>224</sup> 9260 <sup>224</sup> 9825 <sup>240</sup>	29235 <sup>224</sup> 29260 <sup>224</sup> 29825 <sup>240</sup>	9367	229367	N/A	4
	W10B16A		7303	27303	N/A	2799 <sup>224</sup> 9260 <sup>224</sup>	22799 <sup>224</sup> 29260 <sup>224</sup>	4758 <sup>78</sup>	224758 <sup>78</sup>	N/A <sup>78</sup>	4

## COOPER S

L4 1.6L 1598cc Super Charged	W11B16A		7303	27303	N/A	2800 <sup>161</sup>	22800 <sup>161</sup>	4758 <sup>78</sup>	224758 <sup>78</sup>	N/A <sup>78</sup>	4
L4 1.6L 1598cc Turbo	N14B16A		7512	27512	N/A	9728 <sup>414</sup>	29728 <sup>414</sup>	9367	229367	N/A	4

## 2006

## COOPER

L4 1.6L 1598cc	N12B16A		7303	27303	N/A	2799 <sup>224</sup> 9260 <sup>240</sup>	22799 <sup>224</sup> 29260 <sup>240</sup>	4758 <sup>78</sup>	224758 <sup>78</sup>	N/A <sup>78</sup>	4
	W10B16A		7303	27303	N/A	2799 <sup>224</sup> 9260 <sup>240</sup>	22799 <sup>224</sup> 29260 <sup>240</sup>	4758 <sup>78</sup>	224758 <sup>78</sup>	N/A <sup>78</sup>	4

## COOPER S

L4 1.6L 1598cc Super Charged	W11B16A		7303	27303	N/A	2800 <sup>161</sup>	22800 <sup>161</sup>	4758 <sup>78</sup>	224758 <sup>78</sup>	N/A <sup>78</sup>	4
------------------------------	---------	--	------	-------	-----	---------------------	----------------------	--------------------	----------------------	-------------------	---

## 2005

## COOPER

L4 1.6L 1598cc	N12B16A		7303	27303	N/A	2799 <sup>224</sup> 9260 <sup>240</sup>	22799 <sup>224</sup> 29260 <sup>240</sup>	4758 <sup>78</sup>	224758 <sup>78</sup>	N/A <sup>78</sup>	4
	W10B16A		7303	27303	N/A	2799 <sup>224</sup> 9260 <sup>240</sup>	22799 <sup>224</sup> 29260 <sup>240</sup>	4758 <sup>78</sup>	224758 <sup>78</sup>	N/A <sup>78</sup>	4

## COOPER S

L4 1.6L 1598cc Super Charged	W11B16A		7303	27303	N/A	2800 <sup>161</sup>	22800 <sup>161</sup>	4758 <sup>78</sup>	224758 <sup>78</sup>	N/A <sup>78</sup>	4
------------------------------	---------	--	------	-------	-----	---------------------	----------------------	--------------------	----------------------	-------------------	---

## 2004

## COOPER

L4 1.6L 1598cc	N12B16A		7303	27303	N/A	2799 <sup>224</sup> 9260 <sup>72</sup>	22799 <sup>224</sup> 29260 <sup>72</sup>	4758 <sup>78</sup>	224758 <sup>78</sup>	N/A <sup>78</sup>	4
	W10B16A		7303	27303	N/A	2799 <sup>224</sup> 9260 <sup>72</sup>	22799 <sup>224</sup> 29260 <sup>72</sup>	4758 <sup>78</sup>	224758 <sup>78</sup>	N/A <sup>78</sup>	4

## COOPER S

L4 1.6L 1598cc Super Charged	W11B16A		7303	27303	N/A	2800 <sup>414</sup> N/A <sup>414</sup>	22800 <sup>414</sup> N/A <sup>414</sup>	4758 <sup>78</sup>	224758 <sup>78</sup>	N/A <sup>78</sup>	4
------------------------------	---------	--	------	-------	-----	---	--	--------------------	----------------------	-------------------	---

## 2003

## COOPER

L4 1.6L 1598cc	N12B16A		7303	27303	N/A	2799	22799	4758 <sup>78</sup>	224758 <sup>78</sup>	N/A <sup>78</sup>	4
	W10B16A		7303	27303	N/A	2799	22799	4758 <sup>78</sup>	224758 <sup>78</sup>	N/A <sup>78</sup>	4

## COOPER S

L4 1.6L 1598cc Super Charged	W11B16A		7303	27303	N/A	2800	22800	4758	224758	N/A	4
------------------------------	---------	--	------	-------	-----	------	-------	------	--------	-----	---

N/A = Not Available N/R = Not Required N/S = Not Servicable For cabin air locator chart, see pages 5-12 See pages 13-16 for footnotes

1) ProSelect - Normal Driving - Traditional Change Intervals 2) NAPA Gold - Severe Driving - OE Recommended intervals 3) NAPA Platinum - Harsh Driving - OE Recommend Intervals

N/A = Non disponible N/R = Non nécessaire N/S = Non réparable Voir le tableau des filtres et d'habitacle aux pages 5-12 Voir pages 13-16 pour des notes

1) NAPA ProSelect et Argent - Conduite normale - Intervalles normaux de remplacement 2) NAPA Or - Conduite difficile - Intervalles recommandés par FEO 3) NAPA Platine - Conduite très difficile - Intervalles recommandés par FEO

N/A = No disponible N/R = No requerido N/S = No Servicable Para el aire de la cabina y tabla de localización de filtro, consulte las páginas 5-12 Ver las páginas 13-16 para las notas al pie de página

1) NAPA ProSelect y Plata - Manejo normal - Intervalos normales de cambio 2) NAPA Oro - Manejo difícil - Intervalos recomendados por el OEM 3) NAPA Platino - Manejo muy difícil - Intervalos recomendados por el OEM

*Italicized Part Numbers May Not Be Available.*

Las piezas con números en *italicas* pueden no estar disponibles.  
Les numéros de pièce en *italiques* peuvent ne pas être disponibles.



Pass Car Light Truck - Oil - Air - Cabin

MINI 2002 —  
 MITSUBISHI 2021

Year/Año/Année Model/Modelo/Modèle Engine/Motor/Moteur	Eng. Code Código de motor Code moteur	VIN NIV NIV	GOLD Oil Aceite Huile	ProSelect Oil Aceite Huile	Platinum Oil Aceite Huile	GOLD Air Aire Air	ProSelect Air Aire Air	GOLD Cabin Air Cabina Aire Cabine Air	ProSelect Cabin Air Cabina Aire Cabine Air	Platinum Cabin Air Cabina Aire Cabine Air	Loc. Cabin Air Cabina Aire Cabine Air
--	---	-------------------	--------------------------------	-------------------------------------	------------------------------------	----------------------------	---------------------------------	--	---	--	--

MINI (Cont'd/Suite)

2002

COOPER

L4 1.6L 1598cc	N12B16A W10B16A		7303 7303	27303 27303	N/A N/A	2799 2799	22799 22799	4758 <sup>78</sup> 4758 <sup>78</sup>	224758 <sup>78</sup> 224758 <sup>78</sup>	N/A <sup>78</sup> N/A <sup>78</sup>	4 4
----------------	--------------------	--	--------------	----------------	------------	--------------	----------------	--	--	--	--------

COOPER S

L4 1.6L 1598cc Super Charged	W11B16A		7303	27303	N/A	2800 <sup>61</sup>	22800 <sup>61</sup>	4758 <sup>78</sup>	224758 <sup>78</sup>	N/A <sup>78</sup>	4
------------------------------	---------	--	------	-------	-----	--------------------	---------------------	--------------------	----------------------	-------------------	---

MITSUBISHI

2023

Eclipse Cross

L4 1.5L 1500CC 92CID Turbo	4B40TC		7356 <sup>53</sup>	27356 <sup>70</sup>	47356	201164	N/A	9363	229363	N/A	
----------------------------	--------	--	--------------------	---------------------	-------	--------	-----	------	--------	-----	--

MIRAGE

L3 1.2L 1193cc 73 CID	3A92		7356 <sup>53</sup>	27356 <sup>70</sup>	47356	200125	2200125	230125	N/A	N/A	
-----------------------	------	--	--------------------	---------------------	-------	--------	---------	--------	-----	-----	--

Mirage G4

L3 1.2L 1193cc 73 CID	3A92		7356 <sup>53</sup>	27356 <sup>70</sup>	47356	200125	2200125	230125	N/A	N/A	
-----------------------	------	--	--------------------	---------------------	-------	--------	---------	--------	-----	-----	--

OUTLANDER

L4 2.5L 2500CC 153CID			1356	21356	41356	201431	N/A	9363	229363	N/A	
-----------------------	--	--	------	-------	-------	--------	-----	------	--------	-----	--

Outlander PHEV Hybrid

L4 2.4L 2360CC 146CID			7356 <sup>53</sup>	27356 <sup>70</sup>	47356			9363	229363	N/A	
-----------------------	--	--	--------------------	---------------------	-------	--	--	------	--------	-----	--

OUTLANDER SPORT

L4 2.0L 1998cc 122 CID	4B11	U	7356 <sup>53</sup>	27356 <sup>70</sup>	47356	200058	2200058	9363	229363	N/A	
------------------------	------	---	--------------------	---------------------	-------	--------	---------	------	--------	-----	--

L4 2.4L 2360cc 144 CID	4B12		7356 <sup>53</sup>	27356 <sup>70</sup>	47356	200058	2200058	9363	229363	N/A	
------------------------	------	--	--------------------	---------------------	-------	--------	---------	------	--------	-----	--

RVR

L4 2.0L 1998cc 122 CID	4B11	U	7356 <sup>53</sup>	27356 <sup>70</sup>	47356	200058	2200058	9363	229363	N/A	
------------------------	------	---	--------------------	---------------------	-------	--------	---------	------	--------	-----	--

			7356 <sup>53</sup>	27356 <sup>70</sup>	47356	200058	2200058	9363	229363	N/A	
--	--	--	--------------------	---------------------	-------	--------	---------	------	--------	-----	--

L4 2.4L 2360cc 144 CID	4B12		7356 <sup>53</sup>	27356 <sup>70</sup>	47356	200058	2200058	9363	229363	N/A	
------------------------	------	--	--------------------	---------------------	-------	--------	---------	------	--------	-----	--

2022

Eclipse Cross

L4 1.5L 1500CC 92CID Turbo	4B40TC		7356 <sup>53</sup>	27356 <sup>70</sup>	47356	201164	N/A	9363	229363	N/A	
----------------------------	--------	--	--------------------	---------------------	-------	--------	-----	------	--------	-----	--

MIRAGE

L3 1.2L 1193cc 73 CID	3A92		7356 <sup>53</sup>	27356 <sup>70</sup>	47356	200125	2200125	230125	N/A	N/A	
-----------------------	------	--	--------------------	---------------------	-------	--------	---------	--------	-----	-----	--

Mirage G4

L3 1.2L 1193cc 73 CID	3A92		7356 <sup>53</sup>	27356 <sup>70</sup>	47356	200125	2200125	230125	N/A	N/A	
-----------------------	------	--	--------------------	---------------------	-------	--------	---------	--------	-----	-----	--

OUTLANDER

L4 2.5L 2500CC 153CID			1356	21356	41356	201431	N/A	9363	229363	N/A	
-----------------------	--	--	------	-------	-------	--------	-----	------	--------	-----	--

Outlander PHEV Hybrid

L4 2.4L 2360CC 146CID			7356 <sup>53</sup>	27356 <sup>70</sup>	47356			9363	229363	N/A	
-----------------------	--	--	--------------------	---------------------	-------	--	--	------	--------	-----	--

OUTLANDER SPORT

L4 2.0L 1998cc 122 CID	4B11	U	7356 <sup>53</sup>	27356 <sup>70</sup>	47356	200058	2200058	9363	229363	N/A	
------------------------	------	---	--------------------	---------------------	-------	--------	---------	------	--------	-----	--

L4 2.4L 2360cc 144 CID	4B12		7356 <sup>53</sup>	27356 <sup>70</sup>	47356	200058	2200058	9363	229363	N/A	
------------------------	------	--	--------------------	---------------------	-------	--------	---------	------	--------	-----	--

RVR

L4 2.0L 1998cc 122 CID	4B11	U	7356 <sup>53</sup>	27356 <sup>70</sup>	47356	200058	2200058	9363	229363	N/A	
------------------------	------	---	--------------------	---------------------	-------	--------	---------	------	--------	-----	--

			7356 <sup>53</sup>	27356 <sup>70</sup>	47356	200058	2200058	9363	229363	N/A	
--	--	--	--------------------	---------------------	-------	--------	---------	------	--------	-----	--

L4 2.4L 2360cc 144 CID	4B12		7356 <sup>53</sup>	27356 <sup>70</sup>	47356	200058	2200058	9363	229363	N/A	
------------------------	------	--	--------------------	---------------------	-------	--------	---------	------	--------	-----	--

2021

Eclipse Cross

L4 1.5L 1500CC 92CID Turbo	4B40TC		7356 <sup>53</sup>	27356 <sup>70</sup>	47356	201164	N/A	9363	229363	N/A	
----------------------------	--------	--	--------------------	---------------------	-------	--------	-----	------	--------	-----	--

MIRAGE

L3 1.2L 1193cc 73 CID	3A92		7356 <sup>53</sup>	27356 <sup>70</sup>	47356	200125	2200125	230125	N/A	N/A	
-----------------------	------	--	--------------------	---------------------	-------	--------	---------	--------	-----	-----	--

N/A = Not Available N/R = Not Required N/S = Not Servicable For cabin air locator chart, see pages 5-12 See pages 13-16 for footnotes

1) ProSelect - Normal Driving - Traditional Change Intervals 2) NAPA Gold - Severe Driving - OE Recommended intervals 3) NAPA Platinum - Harsh Driving - OE Recommend Intervals

N/A = Non disponible N/R = Non nécessaire N/S = Non réparable Voir le tableau des filtres et d'habitacle aux pages 5-12 Voir pages 13-16 pour des notes

1) NAPA ProSelect et Argent - Conduite normale - Intervalles normaux de remplacement 2) NAPA Or - Conduite difficile - Intervalles recommandés par FEO 3) NAPA Platine - Conduite très difficile - Intervalles recommandés par FEO

N/A = No disponible N/R = No requerido N/S = No Servicable Para el aire de la cabina y tabla de localización de filtro, consulte las páginas 5-12 Ver las páginas 13-16 para las notas al pie de página

1) NAPA ProSelect y Plata - Manejo normal - Intervalos normales de cambio 2) NAPA Oro - Manejo difícil - Intervalos recomendados por el OEM 3) NAPA Platino - Manejo muy difícil - Intervalos recomendados por el OEM

*Italicized Part Numbers May Not Be Available.*

Las piezas con números en *italicas* pueden no estar disponibles.

Les numéros de pièce en *italiques* peuvent ne pas être disponibles.

P  
a  
s  
s  
C  
a  
r  
L  
i  
g  
h  
t  
T  
r  
u  
c  
k  
O  
i  
l  
-  
A  
i  
r  
-  
C  
a  
b  
i  
n



MITSUBISHI 2021-2019

Pass Car Light Truck - Oil - Air - Cabin

Year/Año/Année Model/Modelo/Modèle Engine/Motor/Moteur	Eng. Code Código de motor Code moteur	VIN NIV NIV	GOLD Oil Aceite Huile	ProSelect Oil Aceite Huile	Platinum Oil Aceite Huile	GOLD Air Aire Air	ProSelect Air Aire Air	GOLD Cabin Air Cabina Aire Cabine Air	ProSelect Cabin Air Cabina Aire Cabine Air	Platinum Cabin Air Cabina Aire Cabine Air	Loc. Cabin Air Cabina Aire Cabine Air
--	---	-------------------	--------------------------------	-------------------------------------	------------------------------------	----------------------------	---------------------------------	--	---	--	--

MITSUBISHI (Cont'd/Suite)

**2021** (Cont'd/Suite)

Mirage G4

L3 1.2L 1193cc 73 CID	3A92		7356 <sup>53</sup>	27356 <sup>70</sup>	47356	200125	2200125	230125	N/A	N/A	
-----------------------	------	--	--------------------	---------------------	-------	--------	---------	--------	-----	-----	--

OUTLANDER

L4 2.4L 2360cc 144 CID	4B12		7356 <sup>53</sup>	27356 <sup>70</sup>	47356	200058	2200058	9363	229363	N/A	3
V6 3.0L 2998cc 182 CID	6B31		7356 <sup>53</sup>	27356 <sup>70</sup>	47356	200058	2200058	9363	229363	N/A	3

Outlander PHEV Hybrid

L4 2.0L 1997cc			7356 <sup>53</sup>	27356 <sup>70</sup>	47356			9363	229363	N/A	
----------------	--	--	--------------------	---------------------	-------	--	--	------	--------	-----	--

OUTLANDER SPORT

L4 2.0L 1998cc 122 CID	4B11	U	7356 <sup>53</sup>	27356 <sup>70</sup>	47356	200058	2200058	9363	229363	N/A	
L4 2.4L 2360cc 144 CID	4B12		7356 <sup>53</sup>	27356 <sup>70</sup>	47356	200058	2200058	9363	229363	N/A	

RVR

L4 2.0L 1998cc 122 CID	4B11	U	7356 <sup>53</sup>	27356 <sup>70</sup>	47356	200058	2200058	9363	229363	N/A	
			7356 <sup>53</sup>	27356 <sup>70</sup>	47356	200058	2200058	9363	229363	N/A	
L4 2.4L 2360cc 144 CID	4B12		7356 <sup>53</sup>	27356 <sup>70</sup>	47356	200058	2200058	9363	229363	N/A	
			7356 <sup>53</sup>	27356 <sup>70</sup>	47356	200058	2200058	9363	229363	N/A	

**2020**

Eclipse Cross

L4 1.5L 1500CC 92CID Turbo	4B40TC		7356 <sup>53</sup>	27356 <sup>70</sup>	47356	201164	N/A	9363	229363	N/A	
----------------------------	--------	--	--------------------	---------------------	-------	--------	-----	------	--------	-----	--

MIRAGE

L3 1.2L 1193cc 73 CID	3A92		7356 <sup>53</sup>	27356 <sup>70</sup>	47356	200125	2200125	230125	N/A	N/A	
-----------------------	------	--	--------------------	---------------------	-------	--------	---------	--------	-----	-----	--

Mirage G4

L3 1.2L 1193cc 73 CID	3A92		7356 <sup>53</sup>	27356 <sup>70</sup>	47356	200125	2200125	230125	N/A	N/A	
-----------------------	------	--	--------------------	---------------------	-------	--------	---------	--------	-----	-----	--

OUTLANDER

L4 2.4L 2360cc 144 CID	4B12		7356 <sup>53</sup>	27356 <sup>70</sup>	47356	200058	2200058	9363	229363	N/A	3
V6 3.0L 2998cc 182 CID	6B31		7356 <sup>53</sup>	27356 <sup>70</sup>	47356	200058	2200058	9363	229363	N/A	3

Outlander PHEV Hybrid

L4 2.0L 1997cc			7356 <sup>53</sup>	27356 <sup>70</sup>	47356			9363	229363	N/A	
----------------	--	--	--------------------	---------------------	-------	--	--	------	--------	-----	--

OUTLANDER SPORT

L4 2.0L 1998cc 122 CID	4B11	U	7356 <sup>53</sup>	27356 <sup>70</sup>	47356	200058	2200058	9363	229363	N/A	
L4 2.4L 2360cc 144 CID	4B12		7356 <sup>53</sup>	27356 <sup>70</sup>	47356	200058	2200058	9363	229363	N/A	

RVR

L4 2.0L 1998cc 122 CID	4B11	U	7356 <sup>53</sup>	27356 <sup>70</sup>	47356	200058	2200058	9363	229363	N/A	
			7356 <sup>53</sup>	27356 <sup>70</sup>	47356	200058	2200058	9363	229363	N/A	
L4 2.4L 2360cc 144 CID	4B12		7356 <sup>53</sup>	27356 <sup>70</sup>	47356	200058	2200058	9363	229363	N/A	
			7356 <sup>53</sup>	27356 <sup>70</sup>	47356	200058	2200058	9363	229363	N/A	

**2019**

Eclipse Cross

L4 1.5L 1500CC 92CID Turbo	4B40TC		7356 <sup>53</sup>	27356 <sup>70</sup>	47356	201164	N/A	9363	229363	N/A	
----------------------------	--------	--	--------------------	---------------------	-------	--------	-----	------	--------	-----	--

MIRAGE

L3 1.2L 1193cc 73 CID	3A92		7356 <sup>53</sup>	27356 <sup>70</sup>	47356	200125	2200125	230125	N/A	N/A	
-----------------------	------	--	--------------------	---------------------	-------	--------	---------	--------	-----	-----	--

Mirage G4

L3 1.2L 1193cc 73 CID	3A92		7356 <sup>53</sup>	27356 <sup>70</sup>	47356	200125	2200125	230125	N/A	N/A	
-----------------------	------	--	--------------------	---------------------	-------	--------	---------	--------	-----	-----	--

OUTLANDER

L4 2.4L 2360cc 144 CID	4B12		7356 <sup>53</sup>	27356 <sup>70</sup>	47356	200058	2200058	9363	229363	N/A	3
V6 3.0L 2998cc 182 CID	6B31		7356 <sup>53</sup>	27356 <sup>70</sup>	47356	200058	2200058	9363	229363	N/A	3

Outlander PHEV Hybrid

L4 2.0L 1997cc			7356 <sup>53</sup>	27356 <sup>70</sup>	47356			9363	229363	N/A	
----------------	--	--	--------------------	---------------------	-------	--	--	------	--------	-----	--

OUTLANDER SPORT

L4 2.0L 1998cc 122 CID	4B11	U	7356 <sup>53</sup>	27356 <sup>70</sup>	47356	200058	2200058	9363	229363	N/A	
L4 2.4L 2360cc 144 CID	4B12		7356 <sup>53</sup>	27356 <sup>70</sup>	47356	200058	2200058	9363	229363	N/A	

N/A = Not Available N/R = Not Required N/S = Not Servicable For cabin air locator chart, see pages 5-12 See pages 13-16 for footnotes

1) ProSelect - Normal Driving - Traditional Change Intervals 2) NAPA Gold - Severe Driving - OE Recommended Intervals 3) NAPA Platinum - Harsh Driving - OE Recommend Intervals

N/A = Non disponible N/R = Non nécessaire N/S = Non réparable Voir le tableau des filtres et d'habillage aux pages 5-12 Voir pages 13-16 pour des notes

1) NAPA ProSelect et Argent - Conduite normale - Intervalles normaux de remplacement 2) NAPA Or - Conduite difficile - Intervalles recommandés par FEO 3) NAPA Platine - Conduite très difficile - Intervalles recommandés par FEO

N/A = No disponible N/R = No requerido N/S = No Servicable Para el aire de la cabina y tabla de localización de filtro, consulte las páginas 5-12 Ver las páginas 13-16 para las notas al pie de página

1) NAPA ProSelect y Plata - Manejo normal - Intervalos normales de cambio 2) NAPA Oro - Manejo difícil - Intervalos recomendados por el OEM 3) NAPA Platino - Manejo muy difícil - Intervalos recomendados por el OEM

*Italicized Part Numbers May Not Be Available.*

Las piezas con números en *italicas* pueden no estar disponibles.  
Les numéros de pièce en *italiques* peuvent ne pas être disponibles.





## Pass Car Light Truck - Oil - Air - Cabin

MITSUBISHI 2019-2017

Year/Año/Année Model/Modelo/Modele Engine/Motor/Moteur	Eng. Code Código de motor Code moteur	VIN NIV NIV	GOLD Oil Aceite Huile	ProSelect Oil Aceite Huile	Platinum Oil Aceite Huile	GOLD Air Aire Air	ProSelect Air Aire Air	GOLD Cabin Air Cabina Aire Cabine Air	ProSelect Cabin Air Cabina Aire Cabine Air	Platinum Cabin Air Cabina Aire Cabine Air	Loc. Cabin Air Cabina Aire Cabine Air
--	---	-------------------	--------------------------------	-------------------------------------	------------------------------------	----------------------------	---------------------------------	--	---	--	--

## MITSUBISHI (Cont'd/Suite)

## 2019 (Cont'd/Suite)

## RVR

L4 2.0L 1998cc 122 CID	4B11	U	7356 <sup>53</sup> 7356 <sup>53</sup>	27356 <sup>70</sup> 27356 <sup>70</sup>	47356 47356	200058 200058	2200058 2200058	9363 9363	229363 229363	N/A N/A	
L4 2.4L 2360cc 144 CID	4B12		7356 <sup>53</sup> 7356 <sup>53</sup>	27356 <sup>70</sup> 27356 <sup>70</sup>	47356 47356	200058 200058	2200058 2200058	9363 9363	229363 229363	N/A N/A	

## 2018

## Eclipse Cross

L4 2.5L 1500CC 92CID Turbo	4B40TC		7356 <sup>53</sup>	27356 <sup>70</sup>	47356	201164	N/A	9363	229363	N/A	
----------------------------	--------	--	--------------------	---------------------	-------	--------	-----	------	--------	-----	--

## L200

L4 2.5L 2477cc 136 HP Diesel (Mex.)			1067	N/A	N/A	209589	N/A	4756	224756	N/A	
-------------------------------------	--	--	------	-----	-----	--------	-----	------	--------	-----	--

## MIRAGE

L3 1.2L 1193cc 73 CID	3A92		7356 <sup>53</sup>	27356 <sup>70</sup>	47356	200125	2200125	230125	N/A	N/A	
-----------------------	------	--	--------------------	---------------------	-------	--------	---------	--------	-----	-----	--

## Mirage G4

L3 1.2L 1193cc 73 CID	3A92		7356 <sup>53</sup>	27356 <sup>70</sup>	47356	200125	2200125	230125	N/A	N/A	
-----------------------	------	--	--------------------	---------------------	-------	--------	---------	--------	-----	-----	--

## OUTLANDER

L4 2.4L 2360cc 144 CID	4B12		7356 <sup>53</sup>	27356 <sup>70</sup>	47356	200058	2200058	9363	229363	N/A	3
V6 3.0L 2998cc 182 CID	6B31		7356 <sup>53</sup>	27356 <sup>70</sup>	47356	200058	2200058	9363	229363	N/A	3

## Outlander PHEV

L4 2.0L 1997cc			7356 <sup>53</sup>	27356 <sup>70</sup>	47356			9363	229363	N/A	
----------------	--	--	--------------------	---------------------	-------	--	--	------	--------	-----	--

## OUTLANDER SPORT

L4 2.0L 1998cc 122 CID	4B11	U	7356 <sup>53</sup>	27356 <sup>70</sup>	47356	200058	2200058	9363	229363	N/A	
L4 2.4L 2360cc 144 CID	4B12		7356 <sup>53</sup>	27356 <sup>70</sup>	47356	200058	2200058	9363	229363	N/A	

## RVR

L4 2.0L 1998cc 122 CID	4B11	U	7356 <sup>53</sup> 7356 <sup>53</sup>	27356 <sup>70</sup> 27356 <sup>70</sup>	47356 47356	200058 200058	2200058 2200058	9363 9363	229363 229363	N/A N/A	
L4 2.4L 2360cc 144 CID	4B12		7356 <sup>53</sup> 7356 <sup>53</sup>	27356 <sup>70</sup> 27356 <sup>70</sup>	47356 47356	200058 200058	2200058 2200058	9363 9363	229363 229363	N/A N/A	

## 2017

## L200

L4 2.4 2400cc (Mex.)			7356 <sup>53</sup>	27356 <sup>70</sup>	47356	209589	N/A	4756	224756	N/A	
L4 2.5L 2477cc 136 HP Diesel (Mex.)			1067	N/A	N/A	209589	N/A	4756	224756	N/A	

## LANCER

L4 2.0L 1998cc 122 CID	4B11	U	7356 <sup>53</sup>	27356 <sup>70</sup>	47356	200058	2200058	9363	229363	N/A	3
L4 2.4L 2360cc 144 CID	4B12		7356 <sup>53</sup>	27356 <sup>70</sup>	47356	9023	29023	9363	229363	N/A	3

## LANCER SPORTBACK

L4 2.0L 1998cc 122 CID	4B11		7356 <sup>53</sup>	27356 <sup>70</sup>	47356	200058	2200058	9363	229363	N/A	3
------------------------	------	--	--------------------	---------------------	-------	--------	---------	------	--------	-----	---

## MIRAGE

L3 1.2L 1193cc 73 CID	3A92		7356 <sup>53</sup>	27356 <sup>70</sup>	47356	200125	2200125	230125	N/A	N/A	
-----------------------	------	--	--------------------	---------------------	-------	--------	---------	--------	-----	-----	--

## Mirage G4

L3 1.2L 1193cc 73 CID	3A92		7356 <sup>53</sup>	27356 <sup>70</sup>	47356	200125	2200125	230125	N/A	N/A	
-----------------------	------	--	--------------------	---------------------	-------	--------	---------	--------	-----	-----	--

## OUTLANDER

L4 2.4L 2360cc 144 CID	4B12	3	7356 <sup>53</sup>	27356 <sup>70</sup>	47356	200058	2200058	9363	229363	N/A	3
V6 3.0L 2998cc 182 CID	6B31		7356 <sup>53</sup>	27356 <sup>70</sup>	47356	200058	2200058	9363	229363	N/A	3

## OUTLANDER SPORT

L4 2.0L 1998cc 122 CID	4B11	U	7356 <sup>53</sup>	27356 <sup>70</sup>	47356	200058	2200058	9363	229363	N/A	
L4 2.4L 2360cc 144 CID	4B12		7356 <sup>53</sup>	27356 <sup>70</sup>	47356	200058	2200058	9363	229363	N/A	3

## RVR

L4 2.0L 1998cc 122 CID	4B11	U	7356 <sup>53</sup> 7356 <sup>53</sup>	27356 <sup>70</sup> 27356 <sup>70</sup>	47356 47356	200058 200058	2200058 2200058	9363 9363	229363 229363	N/A N/A	
L4 2.4L 2360cc 144 CID	4B12		7356 <sup>53</sup> 7356 <sup>53</sup>	27356 <sup>70</sup> 27356 <sup>70</sup>	47356 47356	200058 200058	2200058 2200058	9363 9363	229363 229363	N/A N/A	

N/A = Not Available N/R = Not Required N/S = Not Servicable For cabin air locator chart, see pages 5-12 See pages 13-16 for footnotes

1) ProSelect - Normal Driving - Traditional Change Intervals 2) NAPA Gold - Severe Driving - OE Recommended intervals 3) NAPA Platinum - Harsh Driving - OE Recommend Intervals

N/A = Non disponible N/R = Non nécessaire N/S = Non réparable Voir le tableau des filtres et d'habitacle aux pages 5-12 Voir pages 13-16 pour des notes

1) NAPA ProSelect et Argent - Conduite normale - Intervalles normaux de remplacement 2) NAPA Or - Conduite difficile - Intervalles recommandés par FEO 3) NAPA Platine - Conduite très difficile - Intervalles recommandés par FEO

N/A = No disponible N/R = No requerido N/S = No Servicable Para el aire de la cabina y tabla de localización de filtro, consulte las páginas 5-12 Ver las páginas 13-16 para las notas al pie de página

1) NAPA ProSelect y Plata - Manejo normal - Intervalos normales de cambio 2) NAPA Oro - Manejo difícil - Intervalos recomendados por el OEM 3) NAPA Platino - Manejo muy difícil - Intervalos recomendados por el OEM

*Italicized Part Numbers May Not Be Available.*Las piezas con números en *italicas* pueden no estar disponibles.Les numéros de pièce en *italiques* peuvent ne pas être disponibles.P  
a  
s  
s  
C  
a  
r  
L  
i  
g  
h  
t  
T  
r  
u  
c  
k  
O  
i  
l  
-  
A  
i  
r  
-  
C  
a  
b  
i  
n



MITSUBISHI 2016-2014

Pass Car Light Truck - Oil - Air - Cabin

Year/Año/Année Model/Modelo/Modele Engine/Motor/Moteur	Eng. Code Código de motor Code moteur	VIN NIV NIV	GOLD Oil Aceite Huile	ProSelect Oil Aceite Huile	Platinum Oil Aceite Huile	GOLD Air Aire Air	ProSelect Air Aire Air	GOLD Cabin Air Cabina Aire Cabine Air	ProSelect Cabin Air Cabina Aire Cabine Air	Platinum Cabin Air Cabina Aire Cabine Air	Loc. Cabin Air Cabina Aire Cabine Air
--	---	-------------------	--------------------------------	-------------------------------------	------------------------------------	----------------------------	---------------------------------	--	---	--	--

MITSUBISHI (Cont'd/Suite)

2016

L200											
L4 2.4 2400cc (Mex.)			7356 <sup>53</sup>	27356 <sup>70</sup>	47356	209589	N/A	4756	224756	N/A	
L4 2.5L 2477cc 136 HP Diesel (Mex.)			1067	N/A	N/A	209589	N/A	4756	224756	N/A	
LANCER											
L4 2.0L 1998cc 122 CID	4B11		7356 <sup>53</sup>	27356 <sup>70</sup>	47356	200058	2200058	9363	229363	N/A	3
L4 2.4L 2360cc 144 CID	4B12		7356 <sup>53</sup>	27356 <sup>70</sup>	47356	9023	29023	9363	229363	N/A	3
LANCER SPORTBACK											
L4 2.0L 1998cc 122 CID	4B11		7356 <sup>53</sup>	27356 <sup>70</sup>	47356	200058	2200058	9363	229363	N/A	3
MIRAGE											
L3 1.2L 1193cc 73 CID	3A92		7356 <sup>53</sup>	27356 <sup>70</sup>	47356	200125	2200125	230125	N/A	N/A	
MONTERO											
V6 3.8L 3828cc (Mex.)	6G75		1334 <sup>53</sup>	21334 <sup>70</sup>	41334	2369	N/A	232020	N/A	N/A	
OUTLANDER											
L4 2.4L 2360cc 144 CID	4B12	3	7356 <sup>53</sup>	27356 <sup>70</sup>	47356	200058	2200058	9363	229363	N/A	3
V6 3.0L 2998cc 182 CID	6B31		7356 <sup>53</sup>	27356 <sup>70</sup>	47356	200058	2200058	9363	229363	N/A	3
OUTLANDER SPORT											
L4 2.0L 1998cc 122 CID	4B11	U	7356 <sup>53</sup>	27356 <sup>70</sup>	47356	200058	2200058	9363	229363	N/A	
L4 2.4L 2360cc 144 CID	4B12		7356 <sup>53</sup>	27356 <sup>70</sup>	47356	200058	2200058	9363	229363	N/A	3
RVR											
L4 2.0L 1998cc 122 CID	4B11	U	7356 <sup>53</sup>	27356 <sup>70</sup>	47356	200058	2200058	9363	229363	N/A	3
L4 2.4L 2360cc 144 CID	4B12	3	7356 <sup>53</sup>	27356 <sup>70</sup>	47356	200058	2200058	9363	229363	N/A	3

2015

L200											
L4 2.4 2400cc (Mex.)			7356 <sup>53</sup>	27356 <sup>70</sup>	47356	209589	N/A	4756	224756	N/A	
L4 2.5L 2477cc 136 HP Diesel (Mex.)			1067	N/A	N/A	209589	N/A	4756	224756	N/A	
LANCER											
L4 2.0L 1998cc 122 CID	4B11		7356 <sup>53</sup>	27356 <sup>70</sup>	47356	200058	2200058	9363	229363	N/A	3
L4 2.0L 1998cc 122 CID Turbo	4B11		7092	27092	N/A	200058	2200058	9363	229363	N/A	3
L4 2.4L 2360cc 144 CID	4B12		7356 <sup>53</sup>	27356 <sup>70</sup>	47356	9023	29023	9363	229363	N/A	3
LANCER SPORTBACK											
L4 2.0L 1998cc 122 CID	4B11		7356 <sup>53</sup>	27356 <sup>70</sup>	47356	200058	2200058	9363	229363	N/A	3
MIRAGE											
L3 1.2L 1193cc 73 CID	3A92		7356 <sup>53</sup>	27356 <sup>70</sup>	47356	200125	2200125	230125	N/A	N/A	
MONTERO											
V6 3.8L 3828cc (Mex.)	6G75		1334 <sup>53</sup>	21334 <sup>70</sup>	41334	2369	N/A	232020	N/A	N/A	
OUTLANDER											
L4 2.4L 2360cc 144 CID	4B12		7356 <sup>53</sup>	27356 <sup>70</sup>	47356	200058	2200058	9363	229363	N/A	3
V6 3.0L 2998cc 182 CID	6B31		7356 <sup>53</sup>	27356 <sup>70</sup>	47356	200058	2200058	9363	229363	N/A	3
OUTLANDER SPORT											
L4 2.0L 1998cc 122 CID	4B11		7356 <sup>53</sup>	27356 <sup>70</sup>	47356	200058	2200058	9363	229363	N/A	3
RVR											
L4 2.0L 1998cc 122 CID	4B11	U	1356	21356 <sup>70</sup>	41356	200058	2200058	9363	229363	N/A	3
L4 2.4L 2360cc 144 CID	4B12	3	7356 <sup>53</sup>	27356 <sup>70</sup>	47356	200058	2200058	9363	229363	N/A	3

2014

L200											
L4 2.4 2400cc (Mex.)			7356 <sup>53</sup>	27356 <sup>70</sup>	47356	209589	N/A	4756	224756	N/A	
L4 2.5L 2477cc 136 HP Diesel (Mex.)			1067	N/A	N/A	209589	N/A	4756	224756	N/A	
LANCER											
L4 2.0L 1998cc 122 CID	4B11		7356 <sup>53</sup>	27356 <sup>70</sup>	47356	200058	2200058	9363	229363	N/A	3

N/A = Not Available N/R = Not Required N/S = Not Servicable For cabin air locator chart, see pages 5-12 See pages 13-16 for footnotes

1) ProSelect - Normal Driving - Traditional Change Intervals 2) NAPA Gold - Severe Driving - OE Recommended intervals 3) NAPA Platinum - Harsh Driving - OE Recommend Intervals

N/A = Non disponible N/R = Non nécessaire N/S = Non réparable Voir le tableau des filtres et d'habitacle aux pages 5-12 Voir pages 13-16 pour des notes

1) NAPA ProSelect et Argent - Conduite normale - Intervalles normaux de remplacement 2) NAPA Or - Conduite difficile - Intervalles recommandés par FEO 3) NAPA Platine - Conduite très difficile - Intervalles recommandés par FEO

N/A = No disponible N/R = No requerido N/S = No Servicable Para el aire de la cabina y tabla de localización de filtro, consulte las páginas 5-12 Ver las páginas 13-16 para las notas al pie de página

1) NAPA ProSelect y Plata - Manejo normal - Intervalos normales de cambio 2) NAPA Oro - Manejo difícil - Intervalos recomendados por el OEM 3) NAPA Platino - Manejo muy difícil - Intervalos recomendados por el OEM

*Italicized Part Numbers May Not Be Available.*

Las piezas con números en *italicas* pueden no estar disponibles.  
Les numéros de pièce en *italiques* peuvent ne pas être disponibles.



## Pass Car Light Truck - Oil - Air - Cabin

MITSUBISHI 2014-2012

Year/Año/Année Model/Modelo/Modele Engine/Motor/Moteur	Eng. Code Código de motor Code moteur	VIN NIV NIV	GOLD Oil Aceite Huile	ProSelect Oil Aceite Huile	Platinum Oil Aceite Huile	GOLD Air Aire Air	ProSelect Air Aire Air	GOLD Cabin Air Cabina Aire Cabine Air	ProSelect Cabin Air Cabina Aire Cabine Air	Platinum Cabin Air Cabina Aire Cabine Air	Loc. Cabin Air Cabina Aire Cabine Air
--	---	-------------------	--------------------------------	-------------------------------------	------------------------------------	----------------------------	---------------------------------	--	---	--	--

## MITSUBISHI (Cont'd/Suite)

## 2014 (Cont'd/Suite)

## LANCER (Cont'd/Suite)

L4 2.0L 1998cc 122 CID Turbo	4B11		7092	27092	N/A	9023	29023	9363	229363	N/A	3
L4 2.4L 2360cc 144 CID	4B12		7356 <sup>53</sup>	27356 <sup>70</sup>	47356	9023	29023	9363	229363	N/A	3

## LANCER SPORTBACK

L4 2.0L 1998cc 122 CID	4B11		7356 <sup>53</sup>	27356 <sup>70</sup>	47356	200058	2200058	9363	229363	N/A	3
------------------------	------	--	--------------------	---------------------	-------	--------	---------	------	--------	-----	---

## MIRAGE

L3 1.2L 1193cc 73 CID	3A92		7356 <sup>53</sup>	27356 <sup>70</sup>	47356	200125	2200125	230125	N/A	N/A	
-----------------------	------	--	--------------------	---------------------	-------	--------	---------	--------	-----	-----	--

## MONTERO

V6 3.8L 3828cc (Mex.)			7092	27092	N/A	2369	N/A	N/A	N/A	N/A	
-----------------------	--	--	------	-------	-----	------	-----	-----	-----	-----	--

## OUTLANDER

L4 2.4L 2360cc 144 CID	4B12	3	7356 <sup>53</sup>	27356 <sup>70</sup>	47356	200058	2200058	9363	229363	N/A	3
V6 3.0L 2998cc 182 CID	6B31		7356 <sup>53</sup>	27356 <sup>70</sup>	47356	200058	2200058	9363	229363	N/A	3

## OUTLANDER SPORT

L4 2.0L 1998cc 122 CID	4B11		7356 <sup>53</sup>	27356 <sup>70</sup>	47356	200058	2200058	9363	229363	N/A	3
------------------------	------	--	--------------------	---------------------	-------	--------	---------	------	--------	-----	---

## RVR

L4 2.0L 1998cc 122 CID	4B11	U	1356	21356 <sup>70</sup>	41356	200058	2200058	9363	229363	N/A	3
------------------------	------	---	------	---------------------	-------	--------	---------	------	--------	-----	---

## 2013

## I-MIEV

Electric Electric	Y4F1	1	N/R	N/R	N/R	N/R	N/R	N/A	N/A	N/A	
-------------------	------	---	-----	-----	-----	-----	-----	-----	-----	-----	--

## L200

L4 2.4L 2400cc (Mex.)			7356 <sup>53</sup>	27356 <sup>70</sup>	47356	209589	N/A	4756	224756	N/A	
L4 2.5L 2477cc 136 HP Diesel (Mex.)			1067	N/A	N/A	209589	N/A	4756	224756	N/A	

## LANCER

L4 2.0L 1998cc 122 CID	4B11	U	7356 <sup>53</sup>	27356 <sup>70</sup>	47356	200058	2200058	9363	229363	N/A	3
L4 2.4L 2360cc 144 CID	4B12	W	7356 <sup>53</sup>	27356 <sup>70</sup>	47356	9023	29023	9363	229363	N/A	3

## LANCER EVOLUTION

L4 2.0L 1998cc Turbo	4B11T	V	7092	27092 <sup>70</sup>	N/A	9023	29023	9363	229363	N/A	3
----------------------	-------	---	------	---------------------	-----	------	-------	------	--------	-----	---

## LANCER SPORTBACK

L4 2.0L 1998cc 122 CID	4B11	U	7356 <sup>53</sup>	27356 <sup>70</sup>	47356	200058	2200058	9363	229363	N/A	3
------------------------	------	---	--------------------	---------------------	-------	--------	---------	------	--------	-----	---

## MONTERO

V6 3.8L 3828cc (Mex.)			7092	27092	N/A	2369	N/A	N/A	N/A	N/A	
-----------------------	--	--	------	-------	-----	------	-----	-----	-----	-----	--

## OUTLANDER

L4 2.4L 2360cc 144 CID	4B12		1356	21356 <sup>70</sup>	41356	9023	29023	9363	229363	N/A	3
V6 3.0L 2998cc 182 CID	6B31		7356 <sup>53</sup>	27356 <sup>70</sup>	47356	9023	29023	9363	229363	N/A	3

## OUTLANDER SPORT

L4 2.0L 1998cc 122 CID	4B11		7356 <sup>53</sup>	27356 <sup>70</sup>	47356	200058	2200058	9363	229363	N/A	3
------------------------	------	--	--------------------	---------------------	-------	--------	---------	------	--------	-----	---

## RVR

L4 2.0L 1998cc 122 CID	4B11	U	1356	21356 <sup>70</sup>	41356	200058	2200058	9363	229363	N/A	3
------------------------	------	---	------	---------------------	-------	--------	---------	------	--------	-----	---

## 2012

## ECLIPSE

L4 2.4L 2378cc	4G69	F	1356	21356 <sup>70</sup>	41356	6873	26873	N/R	N/R	N/R	
V6 3.8L 3828cc	6G75	T	1356	21356 <sup>70</sup>	41356	6873	26873	N/R	N/R	N/R	

## ECLIPSE SPYDER

L4 2.4L 2378cc	4G69	F	7092	27092 <sup>70</sup>	N/A	6873	26873	N/R	N/R	N/R	
V6 3.8L 3828cc	6G75	T	1356	21356 <sup>70</sup>	41356	6873	26873	N/R	N/R	N/R	3

## GALANT

L4 2.4L 2378cc	4G69	F	7092	27092 <sup>70</sup>	N/A	6873	26873	4875	224875	N/A	3
----------------	------	---	------	---------------------	-----	------	-------	------	--------	-----	---

## I-MIEV

Electric Electric	Y4F1	1	N/R	N/R	N/R	N/R	N/R	N/A	N/A	N/A	
-------------------	------	---	-----	-----	-----	-----	-----	-----	-----	-----	--

N/A = Not Available N/R = Not Required N/S = Not Servicable For cabin air locator chart, see pages 5-12 See pages 13-16 for footnotes

1) ProSelect - Normal Driving - Traditional Change Intervals 2) NAPA Gold - Severe Driving - OE Recommended intervals 3) NAPA Platinum - Harsh Driving - OE Recommend Intervals

N/A = Non disponible N/R = Non nécessaire N/S = Non réparable Voir le tableau des filtres et d'habitacle aux pages 5-12 Voir pages 13-16 pour des notes

1) NAPA ProSelect et Argent - Conduite normale - Intervalles normaux de remplacement 2) NAPA Or - Conduite difficile - Intervalles recommandés par FEO 3) NAPA Platine - Conduite très difficile - Intervalles recommandés par FEO

N/A = No disponible N/R = No requerido N/S = No Servicable Para el aire de la cabina y tabla de localización de filtro, consulte las páginas 5-12 Ver las páginas 13-16 para las notas al pie de página

1) NAPA ProSelect y Plata - Manejo normal - Intervalles normales de cambio 2) NAPA Oro - Manejo difícil - Intervalles recomendados por el OEM 3) NAPA Platino - Manejo muy difícil - Intervalles recomendados por el OEM

Italicized Part Numbers May Not Be Available.

Las piezas con números en *italicas* pueden no estar disponibles.Les numéros de pièce en *italiques* peuvent ne pas être disponibles.P  
a  
s  
s  
C  
a  
r  
L  
i  
g  
h  
t  
T  
r  
u  
c  
k  
O  
i  
l  
-  
A  
i  
r  
-  
C  
a  
b  
i  
n



## MITSUBISHI 2012-2011

## Pass Car Light Truck - Oil - Air - Cabin

Year/Año/Année Model/Modelo/Modele Engine/Motor/Moteur	Eng. Code Código de motor Code moteur	VIN NIV NIV	GOLD Oil Aceite Huile	ProSelect Oil Aceite Huile	Platinum Oil Aceite Huile	GOLD Air Aire Air	ProSelect Air Aire Air	GOLD Cabin Air Cabina Aire Cabine Air	ProSelect Cabin Air Cabina Aire Cabine Air	Platinum Cabin Air Cabina Aire Cabine Air	Loc. Cabin Air Cabina Aire Cabine Air
--	---	-------------------	--------------------------------	-------------------------------------	------------------------------------	----------------------------	---------------------------------	--	---	--	--

## MITSUBISHI (Cont'd/Suite)

## 2012 (Cont'd/Suite)

L200											
L4 2.4 2400cc (Mex.)			7356 <sup>53</sup>	27356 <sup>70</sup>	47356	209589	N/A	4756	224756	N/A	
L4 2.5L 2477cc 136 HP Diesel (Mex.)			1067	N/A	N/A	209589	N/A	4756	224756	N/A	
LANCER											
L4 2.0L 1998cc 122 CID	4B11	U	7356 <sup>53</sup>	27356 <sup>70</sup>	47356	9023	29023	9363	229363	N/A	3
LANCER EVOLUTION											
L4 2.0L 1998cc Turbo	4B11T	V	7092	27092	N/A	9023	29023	9363	229363	N/A	3
LANCER RALLIART											
L4 2.0L 1998cc Turbo	4B11T	V	7092	27092	N/A	9023	29023	9363	229363	N/A	3
LANCER SPORTBACK											
L4 2.0L 1998cc Turbo	4B11T	V	7092	27092	N/A	9023	29023	9363	229363	N/A	3
L4 2.4L 2360cc 144 CID	4B12	W	7356 <sup>53</sup>	27356 <sup>70</sup>	47356	9023	29023	9363	229363	N/A	3
MONTERO											
V6 3.8L 3828cc (Mex.)			7092	27092	N/A	2369	N/A	N/A	N/A	N/A	
OUTLANDER											
L4 2.4L 2360cc 144 CID	4B12	W	1356	21356 <sup>70</sup>	41356	9023	29023	9363	229363	N/A	3
V6 3.0L 2998cc 182 CID	6B31	X	7356 <sup>53</sup>	27356 <sup>70</sup>	47356	9023	29023	9363	229363	N/A	3
OUTLANDER SPORT											
L4 2.0L 1998cc 122 CID	4B11	4	7356 <sup>53</sup>	27356 <sup>70</sup>	47356	9023	29023	9363	229363	N/A	3
RVR											
L4 2.0L 1998cc 122 CID	4B11	U	1356	21356 <sup>70</sup>	41356	9023	29023	9363	229363	N/A	3

## 2011

ASX											
L4 2.0L 1998cc MIVEC (Mex.)			1083	N/A	N/A	9023	29023	9363	229363	N/A	
ECLIPSE											
L4 2.4L 2378cc	4G69	F	7092	27092 <sup>70</sup>	N/A	6873	26873	N/R	N/R	N/R	
V6 3.8L 3828cc	6G75	T	1356	21356 <sup>70</sup>	41356	6873	26873	N/R	N/R	N/R	
ECLIPSE SPYDER											
L4 2.4L 2378cc	4G69	F	7092	27092 <sup>70</sup>	N/A	6873	26873	N/R	N/R	N/R	
V6 3.8L 3828cc	6G75	T	1356	21356 <sup>70</sup>	41356	6873	26873	N/R	N/R	N/R	3
ENDEAVOR											
V6 3.8L 3828cc	6G75	S	1356	21356 <sup>70</sup>	41356	6873	26873	4875 <sup>164</sup>	224875 <sup>164</sup>	N/A <sup>164</sup>	3
GALANT											
L4 2.4L 2378cc	4G69	F	7092	27092 <sup>70</sup>	N/A	6873	26873	4875	224875	N/A	3
L200											
L4 2.4 2400cc (Mex.)			7356 <sup>53</sup>	27356 <sup>70</sup>	47356	209589	N/A	4756	224756	N/A	
L4 2.5L 2477cc 136 HP Diesel (Mex.)			1067	N/A	N/A	209589	N/A	4756	224756	N/A	
LANCER											
L4 2.0L 1998cc	4B11	U	7356 <sup>53</sup>	27356 <sup>70</sup>	47356	9023	29023	9363	229363	N/A	3
L4 2.4L 2360cc 144 CID	4B12	W	7356 <sup>53</sup>	27356 <sup>70</sup>	47356	9023	29023	9363	229363	N/A	3
LANCER EVOLUTION											
L4 2.0L 1998cc Turbo	4B11T	V	7092	27092 <sup>70</sup>	N/A	9023	29023	9363	229363	N/A	3
LANCER EVOLUTION GSR											
L4 2.0L 1998cc Turbo	4B11T	V	7092	27092	N/A	9023	29023	9363	229363	N/A	3
LANCER EVOLUTION MR TOURING											
L4 2.0L 1998cc Turbo	4B11T	V	7092	27092	N/A	9023	29023	9363	229363	N/A	3
LANCER RALLIART											
L4 2.0L 1998cc 122 CID Turbo	4B11	V	7092	27092	N/A	6215	26215	9363	229363	N/A	3
L4 2.0L 1998cc Turbo	4B11T	V	7092	27092	N/A	9023	29023	9363	229363	N/A	3

N/A = Not Available N/R = Not Required N/S = Not Servicable For cabin air locator chart, see pages 5-12 See pages 13-16 for footnotes

1) ProSelect - Normal Driving - Traditional Change Intervals 2) NAPA Gold - Severe Driving - OE Recommended Intervals 3) NAPA Platinum - Harsh Driving - OE Recommend Intervals

N/A = Non disponible N/R = Non nécessaire N/S = Non réparable Voir le tableau des filtres et d'habitacle aux pages 5-12 Voir pages 13-16 pour des notes

1) NAPA ProSelect et Argent - Conduite normale - Intervalles normaux de remplacement 2) NAPA Or - Conduite difficile - Intervalles recommandés par FEO 3) NAPA Platine - Conduite très difficile - Intervalles recommandés par FEO

N/A = No disponible N/R = No requerido N/S = No Servicable Para el aire de la cabina y tabla de localización de filtro, consulte las páginas 5-12 Ver las páginas 13-16 para las notas al pie de página

1) NAPA ProSelect y Plata - Manejo normal - Intervalos normales de cambio 2) NAPA Oro - Manejo difícil - Intervalos recomendados por el OEM 3) NAPA Platino - Manejo muy difícil - Intervalos recomendados por el OEM

*Italicized Part Numbers May Not Be Available.*

Las piezas con números en *italicas* pueden no estar disponibles.  
Les numéros de pièce en *italiques* peuvent ne pas être disponibles.



## Pass Car Light Truck - Oil - Air - Cabin

MITSUBISHI 2011-2009

Year/Año/Année Model/Modelo/Modèle Engine/Motor/Moteur	Eng. Code Código de motor Code moteur	VIN NIV NIV	GOLD Oil Aceite Huile	ProSelect Oil Aceite Huile	Platinum Oil Aceite Huile	GOLD Air Aire Air	ProSelect Air Aire Air	GOLD Cabin Air Cabina Aire Cabine Air	ProSelect Cabin Air Cabina Aire Cabine Air	Platinum Cabin Air Cabina Aire Cabine Air	Loc. Cabin Air Cabina Aire Cabine Air
--	---	-------------------	--------------------------------	-------------------------------------	------------------------------------	----------------------------	---------------------------------	--	---	--	--

## MITSUBISHI (Cont'd/Suite)

## 2011 (Cont'd/Suite)

## LANCER SPORTBACK

L4 2.0L 1998cc Turbo	4B11T	V	7092	27092 <sup>70</sup>	N/A	9023	29023	9363	229363	N/A	3
L4 2.4L 2360cc 144 CID	4B12	W	7356 <sup>53</sup>	27356 <sup>70</sup>	47356	9023	29023	9363	229363	N/A	3

## MONTERO

V6 3.8L 3800cc (Mex.)			N/A	N/A	N/A	2369	N/A	N/A	N/A	N/A	
-----------------------	--	--	-----	-----	-----	------	-----	-----	-----	-----	--

## MONTERO SPORT

V6 3.5L 3500cc (Mex.)			N/A	N/A	N/A	6308	N/A	N/A	N/A	N/A	
-----------------------	--	--	-----	-----	-----	------	-----	-----	-----	-----	--

## OUTLANDER

L4 2.4L 2360cc 144 CID	4B12	W	1356	21356 <sup>70</sup>	41356	9023	29023	9363	229363	N/A	3
V6 3.0L 2998cc 182 CID	6B31	X	7356 <sup>53</sup>	27356 <sup>70</sup>	47356	9023	29023	9363	229363	N/A	3

## OUTLANDER SPORT

L4 2.0L 1998cc 122 CID	4B11	4	7356 <sup>53</sup>	27356 <sup>70</sup>	47356	9023	29023	9363	229363	N/A	3
------------------------	------	---	--------------------	---------------------	-------	------	-------	------	--------	-----	---

## RVR

L4 2.0L 1998cc 122 CID	4B11	U	1356	21356 <sup>70</sup>	41356	9023	29023	9363	229363	N/A	3
------------------------	------	---	------	---------------------	-------	------	-------	------	--------	-----	---

## 2010

## ECLIPSE

L4 2.4L 2378cc	4G69	F	7092	27092 <sup>70</sup>	N/A	6873	26873	N/R	N/R	N/R	
V6 3.8L 3828cc	6G75	T	1356	21356 <sup>70</sup>	41356	6873	26873	N/R	N/R	N/R	

## ECLIPSE SPYDER

L4 2.4L 2378cc	4G69	F	7092	27092 <sup>70</sup>	N/A	6873	26873	N/R	N/R	N/R	
V6 3.8L 3828cc	6G75	T	1356	21356 <sup>70</sup>	41356	6873	26873	N/R	N/R	N/R	3

## ENDEAVOR

V6 3.8L 3828cc	6G75	S	1356	21356 <sup>70</sup>	41356	6873	26873	4875 <sup>164</sup>	224875 <sup>164</sup>	N/A <sup>164</sup>	3
----------------	------	---	------	---------------------	-------	------	-------	---------------------	-----------------------	--------------------	---

## GALANT

L4 2.4L 2378cc	4G69	F	7092	27092 <sup>70</sup>	N/A	6873	26873	4875	224875	N/A	3
----------------	------	---	------	---------------------	-----	------	-------	------	--------	-----	---

## GRANDIS

L4 2.4L 2378cc			1334 <sup>53</sup>	21334 <sup>70</sup>	41334	200058	2200058	4756	224756	N/A	
L4 2.4L 2378cc (Mex.)			1334 <sup>53</sup>	21334 <sup>70</sup>	41334	200058	2200058	4756	224756	N/A	

## L200

L4 2.4 2400cc (Mex.)			7356 <sup>53</sup>	27356 <sup>70</sup>	47356	209589	N/A	4756	224756	N/A	
L4 2.5L 2477cc 136 HP Diesel (Mex.)			1067	N/A	N/A	209589	N/A	4756	224756	N/A	

## LANCER

L4 2.0L 1998cc	4B11	U	7356 <sup>53</sup>	27356 <sup>70</sup>	47356	9023	29023	9363	229363	N/A	3
L4 2.4L 2360cc 144 CID	4B12	W	7356 <sup>53</sup>	27356 <sup>70</sup>	47356	9023	29023	9363	229363	N/A	3

## LANCER EVOLUTION

L4 2.0L 1998cc Turbo	4B11T	V	7092	27092	N/A	9023	29023	9363	229363	N/A	3
----------------------	-------	---	------	-------	-----	------	-------	------	--------	-----	---

## LANCER RALLIART

L4 2.0L 1998cc Turbo	4B11T	V	7092	27092	N/A	9023	29023	9363	229363	N/A	3
----------------------	-------	---	------	-------	-----	------	-------	------	--------	-----	---

## LANCER SPORTBACK

L4 2.0L 1998cc Turbo	4B11T	V	7092	27092	N/A	9023	29023	9363	229363	N/A	3
L4 2.4L 2360cc 144 CID	4B12	W	7356 <sup>53</sup>	27356 <sup>70</sup>	47356	9023	29023	9363	229363	N/A	3

## MONTERO

V6 3.8L 3828CC 234CID (Mex.)			1334 <sup>53</sup>	21334 <sup>70</sup>	41334	2369	N/A	N/S	N/S	N/A	
------------------------------	--	--	--------------------	---------------------	-------	------	-----	-----	-----	-----	--

## OUTLANDER

L4 2.4L 2360cc 144 CID	4B12	W	1356	21356 <sup>70</sup>	41356	9023	29023	9363	229363	N/A	3
V6 3.0L 2998cc 182 CID	6B31	X	7356 <sup>53</sup>	27356 <sup>70</sup>	47356	9023	29023	9363	229363	N/A	3

## 2009

## ECLIPSE

L4 2.4L 2378cc	4G69	F	7092	27092 <sup>70</sup>	N/A	6873	26873	N/R	N/R	N/R	
----------------	------	---	------	---------------------	-----	------	-------	-----	-----	-----	--

N/A = Not Available N/R = Not Required N/S = Not Servicable For cabin air locator chart, see pages 5-12 See pages 13-16 for footnotes

1) ProSelect - Normal Driving - Traditional Change Intervals 2) NAPA Gold - Severe Driving - OE Recommended intervals 3) NAPA Platinum - Harsh Driving - OE Recommend Intervals

N/A = Non disponible N/R = Non nécessaire N/S = Non réparable Voir le tableau des filtres et d'habitacle aux pages 5-12 Voir pages 13-16 pour des notes

1) NAPA ProSelect et Argent - Conduite normale - Intervalles normaux de remplacement 2) NAPA Or - Conduite difficile - Intervalles recommandés par FEO 3) NAPA Platine - Conduite très difficile - Intervalles recommandés par FEO

N/A = No disponible N/R = No requerido N/S = No Servicable Para el aire de la cabina y tabla de localización de filtro, consulte las páginas 5-12 Ver las páginas 13-16 para las notas al pie de página

1) NAPA ProSelect y Plata - Manejo normal - Intervalos normales de cambio 2) NAPA Oro - Manejo difícil - Intervalos recomendados por el OEM 3) NAPA Platino - Manejo muy difícil - Intervalos recomendados por el OEM

*Italicized Part Numbers May Not Be Available.*

Las piezas con números en *italicas* pueden no estar disponibles.

Les numéros de pièce en *italiques* peuvent ne pas être disponibles.

P  
a  
s  
s  
C  
a  
r  
L  
i  
g  
h  
t  
T  
r  
u  
c  
k  
O  
i  
l  
-  
A  
i  
r  
-  
C  
a  
b  
i  
n



MITSUBISHI 2009-2008

Pass Car Light Truck - Oil - Air - Cabin

Year/Año/Année Model/Modelo/Modele Engine/Motor/Moteur	Eng. Code Código de motor Code moteur	VIN NIV NIV	GOLD Oil Aceite Huile	ProSelect Oil Aceite Huile	Platinum Oil Aceite Huile	GOLD Air Aire Air	ProSelect Air Aire Air	GOLD Cabin Air Cabina Aire Cabine Air	ProSelect Cabin Air Cabina Aire Cabine Air	Platinum Cabin Air Cabina Aire Cabine Air	Loc. Cabin Air Cabina Aire Cabine Air
--	---	-------------------	--------------------------------	-------------------------------------	------------------------------------	----------------------------	---------------------------------	--	---	--	--

MITSUBISHI (Cont'd/Suite)

**2009** (Cont'd/Suite)

**ECLIPSE (Cont'd/Suite)**

V6 3.8L 3828cc	6G75	T	1356	21356 <sup>70</sup>	41356	6873	26873	N/R	N/R	N/R	
----------------	------	---	------	---------------------	-------	------	-------	-----	-----	-----	--

**ECLIPSE SPYDER**

L4 2.4L 2378cc	4G69	F	7092	27092 <sup>70</sup>	N/A	6873	26873	N/R	N/R	N/R	
V6 3.8L 3828cc	6G75	T	1356	21356 <sup>70</sup>	41356	6873	26873	N/R	N/R	N/R	3

**ENDEAVOR**

V6 3.8L 3828cc	6G75	S	1356	21356	41356	6873	26873	4875 <sup>164</sup>	224875 <sup>164</sup>	N/A <sup>164</sup>	3
----------------	------	---	------	-------	-------	------	-------	---------------------	-----------------------	--------------------	---

**GALANT**

L4 2.4L 2378cc	4G69	F	7092	27092 <sup>70</sup>	N/A	6873	26873	4875	224875	N/A	3
V6 3.8L 3828cc	6G75	S,T	1356	21356 <sup>70</sup>	41356	6873	26873	4875	224875	N/A	3

**GRANDIS**

L4 2.4L 2378cc			1334 <sup>53</sup>	21334 <sup>70</sup>	41334	200058	2200058	4756 <sup>78</sup>	224756 <sup>78</sup>	N/A <sup>78</sup>	
L4 2.4L 2378cc (Mex.)			1334 <sup>53</sup>	21334 <sup>70</sup>	41334	200058	2200058	4756 <sup>78</sup>	224756 <sup>78</sup>	N/A <sup>78</sup>	

**L200**

L4 2.4 2400cc (Mex.)			7356 <sup>53</sup>	27356 <sup>70</sup>	47356	209589	N/A	4756	224756	N/A	
L4 2.5L 2477cc 136 HP Diesel (Mex.)			1067	N/A	N/A	209589	N/A	4756	224756	N/A	

**LANCER**

L4 2.0L 1998cc	4B11	U	7356 <sup>53</sup>	27356 <sup>70</sup>	47356	9023	29023	9363	229363	N/A	3
L4 2.4L 2360cc 144 CID	4B12	W	7356 <sup>53</sup>	27356 <sup>70</sup>	47356	9023	29023	9363	229363	N/A	3

**LANCER RALLIART**

L4 2.0L 1998cc Turbo	4B11T	V	7092	27092	N/A	9023	29023	9363	229363	N/A	3
----------------------	-------	---	------	-------	-----	------	-------	------	--------	-----	---

**OUTLANDER**

L4 2.4L 2360cc 144 CID	4B12	W	1356	21356	41356	9023	29023	9363	229363	N/A	3
V6 3.0L 2998cc 182 CID	6B31	X	7356 <sup>53</sup>	27356 <sup>70</sup>	47356	9023	29023	9363	229363	N/A	3

**RAIDER**

V6 3.7L 225 CID		K	7045	27045 <sup>70</sup>	47045	6077	26077	N/R	N/R	N/R	
-----------------	--	---	------	---------------------	-------	------	-------	-----	-----	-----	--

**2008**

**ECLIPSE**

L4 2.4L 2378cc	4G69	F	7092	27092 <sup>70</sup>	N/A	6873	26873	N/R	N/R	N/R	
V6 3.8L 3828cc	6G75	T	1356	21356 <sup>70</sup>	41356	6873	26873	N/R	N/R	N/R	

**ECLIPSE SPYDER**

L4 2.4L 2378cc	4G69	F	7092	27092 <sup>70</sup>	N/A	6873	26873	N/R	N/R	N/R	
V6 3.8L 3828cc	6G75	T	1356	21356 <sup>70</sup>	41356	6873	26873	N/R	N/R	N/R	3

**ENDEAVOR**

V6 3.8L 3828cc	6G75	S	1356	21356 <sup>70</sup>	41356	6873	26873	4875 <sup>164</sup>	224875 <sup>164</sup>	N/A <sup>164</sup>	3
----------------	------	---	------	---------------------	-------	------	-------	---------------------	-----------------------	--------------------	---

**GALANT**

L4 2.4L 2378cc	4G69	F	7092	27092 <sup>70</sup>	N/A	6873	26873	4875	224875	N/A	3
V6 3.8L 3828cc	6G75	S,T	1356	21356 <sup>70</sup>	41356	6873	26873	4875	224875	N/A	3

**GRANDIS**

L4 2.4L 2378cc			1334 <sup>53</sup>	21334 <sup>70</sup>	41334	200058	2200058	4756 <sup>78</sup>	224756 <sup>78</sup>	N/A <sup>78</sup>	
L4 2.4L 2378cc (Mex.)			1334 <sup>53</sup>	21334 <sup>70</sup>	41334	200058	2200058	4756 <sup>78</sup>	224756 <sup>78</sup>	N/A <sup>78</sup>	

**L200**

L4 2.4 2400cc (Mex.)			7356 <sup>53</sup>	27356 <sup>70</sup>	47356	209589	N/A	N/A	N/A	N/A	
L4 2.5L 2477cc 136 HP Diesel (Mex.)			1067	N/A	N/A	209589	N/A	4756	224756	N/A	

**L200 DIESEL**

L4 2.4 2400cc (Mex.)			1067	N/A	N/A	209589	N/A	N/A	N/A	N/A	
----------------------	--	--	------	-----	-----	--------	-----	-----	-----	-----	--

**LANCER**

L4 2.0L 1998cc	4B11	U	1356	21356 <sup>70</sup>	41356	9023	29023	9363	229363	N/A	3
----------------	------	---	------	---------------------	-------	------	-------	------	--------	-----	---

**LANCER EVOLUTION**

L4 2.0L 1998cc Turbo	4B11T	V	7092	27092	N/A	9023	29023	4756	224756	N/A	3
----------------------	-------	---	------	-------	-----	------	-------	------	--------	-----	---

N/A = Not Available N/R = Not Required N/S = Not Servicable For cabin air locator chart, see pages 5-12 See pages 13-16 for footnotes

1) ProSelect - Normal Driving - Traditional Change Intervals 2) NAPA Gold - Severe Driving - OE Recommended intervals 3) NAPA Platinum - Harsh Driving - OE Recommend Intervals

N/A = Non disponible N/R = Non nécessaire N/S = Non réparable Voir le tableau des filtres et d'habitacle aux pages 5-12 Voir pages 13-16 pour des notes

1) NAPA ProSelect et Argent - Conduite normale - Intervalles normaux de remplacement 2) NAPA Or - Conduite difficile - Intervalles recommandés par FEO 3) NAPA Platine - Conduite très difficile - Intervalles recommandés par FEO

N/A = No disponible N/R = No requerido N/S = No Servicable Para el aire de la cabina y tabla de localización de filtro, consulte las páginas 5-12 Ver las páginas 13-16 para las notas al pie de página

1) NAPA ProSelect y Plata - Manejo normal - Intervalos normales de cambio 2) NAPA Oro - Manejo difícil - Intervalos recomendados por el OEM 3) NAPA Platino - Manejo muy difícil - Intervalos recomendados por el OEM

*Italicized Part Numbers May Not Be Available.*

Las piezas con números en *italicas* pueden no estar disponibles.  
Les numéros de pièce en *italiques* peuvent ne pas être disponibles.



Pass Car Light Truck - Oil - Air - Cabin

MITSUBISHI 2008-2006

Year/Año/Année Model/Modelo/Modèle Engine/Motor/Moteur	Eng. Code Código de motor Code moteur	VIN NIV NIV	GOLD Oil Aceite Huile	ProSelect Oil Aceite Huile	Platinum Oil Aceite Huile	GOLD Air Aire Air	ProSelect Air Aire Air	GOLD Cabin Air Cabina Aire Cabine Air	ProSelect Cabin Air Cabina Aire Cabine Air	Platinum Cabin Air Cabina Aire Cabine Air	Loc. Cabin Air Cabina Aire Cabine Air
--	---	-------------------	--------------------------------	-------------------------------------	------------------------------------	----------------------------	---------------------------------	--	---	--	--

MITSUBISHI (Cont'd/Suite)

**2008** (Cont'd/Suite)

**MONTERO**

V6 3.8L 3828cc (Mex.)			7092	27092	N/A	2369	N/A	N/A	N/A	N/A	
-----------------------	--	--	------	-------	-----	------	-----	-----	-----	-----	--

**MONTERO SPORT**

V6 3.5L 3497cc (Mex.)			7092	27092	N/A			N/A	N/A	N/A	
-----------------------	--	--	------	-------	-----	--	--	-----	-----	-----	--

**OUTLANDER**

L4 2.4L 2360cc 144 CID	4B12	W	1356	21356 <sup>70</sup>	41356	9023	29023	9363	229363	N/A	3
V6 3.0L 2998cc 182 CID	6B31	X	1356	21356 <sup>70</sup>	41356	9023	29023	4756	224756	N/A	3

**RAIDER**

V6 3.7L 225 CID		K	1516 <sup>53</sup>	21516 <sup>70</sup>	41516	6077	26077	N/R	N/R	N/R	
-----------------	--	---	--------------------	---------------------	-------	------	-------	-----	-----	-----	--

**2007**

**ECLIPSE**

L4 2.4L 2378cc	4G69	F	7092	27092 <sup>70</sup>	N/A	6873	26873	N/R	N/R	N/R	
V6 3.8L 3828cc	6G75	T	1356	21356 <sup>70</sup>	41356	6873	26873	N/R	N/R	N/R	

**ECLIPSE SPYDER**

L4 2.4L 2378cc	4G69	F	7092	27092 <sup>70</sup>	N/A	6873	26873	N/R	N/R	N/R	
V6 3.8L 3828cc	6G75	T	1356	21356 <sup>70</sup>	41356	6873	26873	N/R	N/R	N/R	3

**ENDEAVOR**

V6 3.8L 3828cc	6G75	S	1356	21356 <sup>70</sup>	41356	6873	26873	4875 <sup>164</sup>	224875 <sup>164</sup>	N/A <sup>164</sup>	3
----------------	------	---	------	---------------------	-------	------	-------	---------------------	-----------------------	--------------------	---

**GALANT**

L4 2.4L 2378cc	4G69	F	7092	27092 <sup>70</sup>	N/A	6873	26873	4875	224875	N/A	3
V6 3.8L 3828cc	6G75	S,T	1356	21356 <sup>70</sup>	41356	6873	26873	4875	224875	N/A	3

**GRANDIS**

L4 2.4L 2378cc			1334 <sup>53</sup>	21334 <sup>70</sup>	41334	200058	2200058	4756 <sup>78</sup>	224756 <sup>78</sup>	N/A <sup>78</sup>	
L4 2.4L 2378cc (Mex.)			1334 <sup>53</sup>	21334 <sup>70</sup>	41334	200058	2200058	4756 <sup>78</sup>	224756 <sup>78</sup>	N/A <sup>78</sup>	

**L200**

L4 2.5L (4D56) Diesel (Mex.)			1067	N/A	N/A	209589	N/A	N/A	N/A	N/A	
------------------------------	--	--	------	-----	-----	--------	-----	-----	-----	-----	--

**L300**

L4 2.5L (4D56) Diesel (Mex.)			1067	N/A	N/A	2222	N/A	N/A	N/A	N/A	
------------------------------	--	--	------	-----	-----	------	-----	-----	-----	-----	--

**LANCER**

L4 2.0L 1998cc	4G94	E	1356	21356 <sup>70</sup>	41356	6215	26215	9363	229363	N/A	3
----------------	------	---	------	---------------------	-------	------	-------	------	--------	-----	---

**MONTERO**

V6 3.5L 3497cc (Mex.)			1334 <sup>53</sup>	21334 <sup>70</sup>	41334	6308	N/A	N/A	N/A	N/A	
-----------------------	--	--	--------------------	---------------------	-------	------	-----	-----	-----	-----	--

**MONTERO SPORT**

V6 3.5L 3497cc (Mex.)			7092	27092	N/A			N/A	N/A	N/A	
-----------------------	--	--	------	-------	-----	--	--	-----	-----	-----	--

**OUTLANDER**

V6 3.0L 2998cc 182 CID	6B31	X	1356	21356 <sup>70</sup>	41356	9023	29023	9363	229363	N/A	
------------------------	------	---	------	---------------------	-------	------	-------	------	--------	-----	--

**RAIDER**

V6 3.7L 225 CID		K	1516 <sup>53</sup>	21516 <sup>70</sup>	41516	6077	26077	N/R	N/R	N/R	
V8 4.7L 287 CID		N,P	1085 <sup>53</sup>	21085 <sup>70</sup>	41085	6077	26077	N/R	N/R	N/R	

**2006**

**ECLIPSE**

L4 2.4L 2378cc		F	7092	27092 <sup>70</sup>	N/A	6873	26873	N/R	N/R	N/R	
V6 3.8L 3828cc	6G75	T	1356	21356 <sup>70</sup>	41356	6873	26873	N/R	N/R	N/R	

**ENDEAVOR**

V6 3.8L 3828cc	6G75	S	1356	21356 <sup>70</sup>	41356	6873	26873	4875 <sup>164</sup>	224875 <sup>164</sup>	N/A <sup>164</sup>	3
----------------	------	---	------	---------------------	-------	------	-------	---------------------	-----------------------	--------------------	---

**GALANT**

L4 2.4L 2378cc		F	7092	27092 <sup>70</sup>	N/A	6873	26873	4875	224875	N/A	3
V6 3.8L 3828cc	6G75	S	1356	21356 <sup>70</sup>	41356	6873	26873	4875	224875	N/A	3

N/A = Not Available N/R = Not Required N/S = Not Servicable For cabin air locator chart, see pages 5-12 See pages 13-16 for footnotes

1) ProSelect - Normal Driving - Traditional Change Intervals 2) NAPA Gold - Severe Driving - OE Recommended intervals 3) NAPA Platinum - Harsh Driving - OE Recommend Intervals

N/A = Non disponible N/R = Non nécessaire N/S = Non réparable Voir le tableau des filtres et d'habitacle aux pages 5-12 Voir pages 13-16 pour des notes

1) NAPA ProSelect et Argent - Conduite normale - Intervalles normaux de remplacement 2) NAPA Or - Conduite difficile - Intervalles recommandés par FEO 3) NAPA Platine - Conduite très difficile - Intervalles recommandés par FEO

N/A = No disponible N/R = No requerido N/S = No Servicable Para el aire de la cabina y tabla de localización de filtro, consulte las páginas 5-12 Ver las páginas 13-16 para las notas al pie de página

1) NAPA ProSelect y Plata - Manejo normal - Intervalos normales de cambio 2) NAPA Oro - Manejo difícil - Intervalos recomendados por el OEM 3) NAPA Platino - Manejo muy difícil - Intervalos recomendados por el OEM

*Italicized Part Numbers May Not Be Available.*

Las piezas con números en *italicas* pueden no estar disponibles.

Les numéros de pièce en *italiques* peuvent ne pas être disponibles.

P  
a  
s  
s  
C  
a  
r  
L  
i  
g  
h  
t  
T  
r  
u  
c  
k  
O  
i  
l  
-  
A  
i  
r  
-  
C  
a  
b  
i  
n





MITSUBISHI 2006-2005

Pass Car Light Truck - Oil - Air - Cabin

Year/Año/Année Model/Modelo/Modele Engine/Motor/Moteur	Eng. Code Código de motor Code moteur	VIN NIV NIV	GOLD Oil Aceite Huile	ProSelect Oil Aceite Huile	Platinum Oil Aceite Huile	GOLD Air Aire Air	ProSelect Air Aire Air	GOLD Cabin Air Cabina Aire Cabine Air	ProSelect Cabin Air Cabina Aire Cabine Air	Platinum Cabin Air Cabina Aire Cabine Air	Loc. Cabin Air Cabina Aire Cabine Air
--	---	-------------------	--------------------------------	-------------------------------------	------------------------------------	----------------------------	---------------------------------	--	---	--	--

MITSUBISHI (Cont'd/Suite)

**2006** (Cont'd/Suite)

<b>L200</b>											
L4 2.5L (4D56) Diesel (Mex.)			1067	N/A	N/A			N/A	N/A	N/A	
<b>L300</b>											
L4 2.5L (4D56) Diesel (Mex.)			1067	N/A	N/A	2222	N/A	N/A	N/A	N/A	
<b>LANCER</b>											
L4 2.0L 1998cc	4G94	E	1356	21356 <sup>70</sup>	41356	6215	26215	4756	224756	N/A	3
L4 2.4L 2378cc		F	7092	27092 <sup>70</sup>	N/A	6215	26215	4756	224756	N/A	3
<b>LANCER EVOLUTION</b>											
L4 2.0L 1997cc Turbo	4G63	C	7092	27092	N/A	6215	26215	4756	224756	N/A	3
<b>MONTERO</b>											
V6 3.8L 3828cc	6G75	S	7092	27092 <sup>70</sup>	N/A	2369	N/A	N/R	N/R	N/R	
<b>MONTERO SPORT</b>											
V6 3.5L 3497cc (Mex.)			7092	27092	N/A			N/A	N/A	N/A	
<b>OUTLANDER</b>											
L4 2.4L 2378cc		F	7092	27092 <sup>70</sup>	N/A	6215	26215	4756	224756	N/A	3
<b>RAIDER</b>											
V6 3.7L 225 CID		K	1516 <sup>53</sup>	21516 <sup>70</sup>	41516	6077	26077	N/R	N/R	N/R	
V8 4.7L 287 CID		N	1085 <sup>53</sup>	21085 <sup>70</sup>	41085	6077	26077	N/R	N/R	N/R	

**2005**

<b>ECLIPSE</b>											
L4 2.4L 2351cc	4G64	G	1356	21356 <sup>70</sup>	41356	6028	26028	4682	224682	N/A	3
V6 3.0L 2972cc	6G72	H	7092	27092 <sup>70</sup>	N/A	6028	26028	4682	224682	N/A	3
<b>ENDEAVOR</b>											
V6 3.8L 3828cc	6G75	S	1356	21356 <sup>70</sup>	41356	6873	26873	4875 <sup>164</sup>	224875 <sup>164</sup>	N/A <sup>164</sup>	3
<b>GALANT</b>											
L4 2.4L 2378cc		F	7092	27092 <sup>70</sup>	N/A	6873	26873	4875	224875	N/A	3
V6 3.8L 3828cc	6G75	S	1356	21356 <sup>70</sup>	41356	6873	26873	4875	224875	N/A	3
<b>L200</b>											
L4 2.5L (4D56) Diesel (Mex.)			1067	N/A	N/A			N/A	N/A	N/A	
<b>L300</b>											
L4 2.5L (4D56) Diesel (Mex.)			1067	N/A	N/A	2222	N/A	N/A	N/A	N/A	
<b>LANCER</b>											
L4 2.0L 1998cc	4G94	E	1356	21356 <sup>70</sup>	41356	6215	26215	4756	224756	N/A	3
L4 2.4L 2378cc		F	7092	27092 <sup>70</sup>	N/A	6215	26215	4756	224756	N/A	3
<b>LANCER EVOLUTION</b>											
L4 2.0L 1997cc Turbo	4G63	D	7092	27092 <sup>70</sup>	N/A	6215	26215	4756	224756	N/A	3
<b>LANCER EVOLUTION MR</b>											
L4 2.0L 1997cc Turbo	4G63	D	7092	27092	N/A	6215	26215	N/A	N/A	N/A	
<b>LANCER SPORTBACK</b>											
L4 2.4L 2378cc		F	7092	27092 <sup>70</sup>	N/A	6215	26215	N/A	N/A	N/A	
<b>MONTERO</b>											
L4 2.5L (4D56) Diesel (Mex.)			1067	N/A	N/A			N/A	N/A	N/A	
V6 3.8L 3828CC 234CID			7092	27092 <sup>70</sup>	N/A	2369	N/A	N/R	N/R	N/R	
<b>MONTERO SPORT</b>											
V6 3.5L 3497cc (Mex.)			7092	27092	N/A			N/A	N/A	N/A	
<b>OUTLANDER</b>											
L4 2.4L 2378cc		F	7092	27092 <sup>70</sup>	N/A	6215	26215	4756	224756	N/A	3

N/A = Not Available N/R = Not Required N/S = Not Servicable For cabin air locator chart, see pages 5-12 See pages 13-16 for footnotes

1) ProSelect - Normal Driving - Traditional Change Intervals 2) NAPA Gold - Severe Driving - OE Recommended intervals 3) NAPA Platinum - Harsh Driving - OE Recommend Intervals

N/A = Non disponible N/R = Non nécessaire N/S = Non réparable Voir le tableau des filtres et d'habitacle aux pages 5-12 Voir pages 13-16 pour des notes

1) NAPA ProSelect et Argent - Conduite normale - Intervalles normaux de remplacement 2) NAPA Or - Conduite difficile - Intervalles recommandés par FEO 3) NAPA Platine - Conduite très difficile - Intervalles recommandés par FEO

N/A = No disponible N/R = No requerido N/S = No Servicable Para el aire de la cabina y tabla de localización de filtro, consulte las páginas 5-12 Ver las páginas 13-16 para las notas al pie de página

1) NAPA ProSelect y Plata - Manejo normal - Intervalos normales de cambio 2) NAPA Oro - Manejo difícil - Intervalos recomendados por el OEM 3) NAPA Platino - Manejo muy difícil - Intervalos recomendados por el OEM

*Italicized Part Numbers May Not Be Available.*

Las piezas con números en *italicas* pueden no estar disponibles.  
Les numéros de pièce en *italiques* peuvent ne pas être disponibles.



## Pass Car Light Truck - Oil - Air - Cabin

MITSUBISHI 2004-2003

Year/Año/Année Model/Modelo/Modèle Engine/Motor/Moteur	Eng. Code Código de motor Code moteur	VIN NIV NIV	GOLD Oil Aceite Huile	ProSelect Oil Aceite Huile	Platinum Oil Aceite Huile	GOLD Air Aire Air	ProSelect Air Aire Air	GOLD Cabin Air Cabina Aire Cabine Air	ProSelect Cabin Air Cabina Aire Cabine Air	Platinum Cabin Air Cabina Aire Cabine Air	Loc. Cabin Air Cabina Aire Cabine Air
--	---	-------------------	--------------------------------	-------------------------------------	------------------------------------	----------------------------	---------------------------------	--	---	--	--

## MITSUBISHI (Cont'd/Suite)

**2004**

## DIAMANTE

V6 3.5L 3497cc		P	1356	21356 <sup>70</sup>	41356	6456	N/A	N/R	N/R	N/R	
----------------	--	---	------	---------------------	-------	------	-----	-----	-----	-----	--

## ECLIPSE

L4 2.4L 2351cc	4G64	G	1356	21356 <sup>70</sup>	41356	6028	26028	4682	224682	N/A	3
V6 3.0L 2972cc	6G72	H	7092	27092 <sup>70</sup>	N/A	6028	26028	4682	224682	N/A	3

## ENDEAVOR

V6 3.8L 3828CC 234CID		S	1356	21356 <sup>70</sup>	41356	6873	26873	4875 <sup>164</sup>	224875 <sup>164</sup>	N/A <sup>164</sup>	3
-----------------------	--	---	------	---------------------	-------	------	-------	---------------------	-----------------------	--------------------	---

## GALANT

L4 2.4L 2351cc	4G64	G	1356	21356	41356	6873	26873	4682	224682	N/A	3
V6 3.8L 3828cc	6G75	S	1356	21356 <sup>70</sup>	41356	6873	26873	4682	224682	N/A	3

## L200

L4 2.5L (4D56) Diesel (Mex.)			1067	N/A	N/A			N/A	N/A	N/A	
------------------------------	--	--	------	-----	-----	--	--	-----	-----	-----	--

## L300

L4 2.5L (4D56) Diesel (Mex.)			1067	N/A	N/A	2222	N/A	N/A	N/A	N/A	
------------------------------	--	--	------	-----	-----	------	-----	-----	-----	-----	--

## LANCER

L4 2.0L 1998cc		E	1356	21356 <sup>70</sup>	41356	6215	26215	4756	224756	N/A	3
----------------	--	---	------	---------------------	-------	------	-------	------	--------	-----	---

## LANCER EVOLUTION

L4 2.0L 1997cc Turbo	4G63	D	7092	27092	N/A	6215	26215	4756	224756	N/A	3
----------------------	------	---	------	-------	-----	------	-------	------	--------	-----	---

## LANCER SPORTBACK

L4 2.4L 2351cc	4G64	F	7092	27092 <sup>70</sup>	N/A	6215	26215	N/R	N/R	N/R	
----------------	------	---	------	---------------------	-----	------	-------	-----	-----	-----	--

## MONTERO

L4 2.5L (4D56) Diesel (Mex.)			1067	N/A	N/A			N/A	N/A	N/A	
V6 3.8L 3828CC 234CID			7092	27092 <sup>70</sup>	N/A	2369	N/A	N/R	N/R	N/R	

## MONTERO SPORT

V6 3.5L 3497cc		R	7092	27092 <sup>70</sup>	N/A	6308	N/A	N/R	N/R	N/R	
----------------	--	---	------	---------------------	-----	------	-----	-----	-----	-----	--

## OUTLANDER

L4 2.4L 2351cc	4G64	G	7092	27092 <sup>70</sup>	N/A	6215	26215	4756	224756	N/A	5
----------------	------	---	------	---------------------	-----	------	-------	------	--------	-----	---

## SPACE STAR

L4 1.8L 1834cc (Mex.)			1334 <sup>53</sup>	21334 <sup>70</sup>	41334		N/A	N/A	N/A	N/A	
-----------------------	--	--	--------------------	---------------------	-------	--	-----	-----	-----	-----	--

**2003**

## DIAMANTE

V6 3.5L 3497cc		P	1356	21356 <sup>70</sup>	41356	6456	N/A	N/R	N/R	N/R	
----------------	--	---	------	---------------------	-------	------	-----	-----	-----	-----	--

## ECLIPSE

L4 2.4L 2351cc	4G64	G	1356	21356 <sup>70</sup>	41356	6028	26028	4682	224682	N/A	3
V6 3.0L 2972cc	6G72	H	7092	27092 <sup>70</sup>	N/A	6028	26028	4682	224682	N/A	3

## ENDEAVOR

V6 3.8L 3828CC 234CID (Mex.)			1334 <sup>53</sup>	21334 <sup>70</sup>	41334	6873	26873	N/A	N/A	N/A	
------------------------------	--	--	--------------------	---------------------	-------	------	-------	-----	-----	-----	--

## GALANT

L4 2.4L 2351cc	4G64	G	1356	21356 <sup>70</sup>	41356	6028	26028	4682	224682	N/A	3
V6 3.0L 2972cc	6G72	L	7092	27092 <sup>70</sup>	N/A	6028	26028	4682	224682	N/A	3

## L200

L4 2.5L (4D56) Diesel (Mex.)			1067	N/A	N/A			N/A	N/A	N/A	
------------------------------	--	--	------	-----	-----	--	--	-----	-----	-----	--

## L300

L4 2.5L (4D56) Diesel (Mex.)			1067	N/A	N/A	2222	N/A	N/A	N/A	N/A	
------------------------------	--	--	------	-----	-----	------	-----	-----	-----	-----	--

## LANCER

L4 2.0L 1998cc		E	1356	21356 <sup>70</sup>	41356	6215	26215	4756	224756	N/A	3
----------------	--	---	------	---------------------	-------	------	-------	------	--------	-----	---

## LANCER EVOLUTION

L4 2.0L 1997cc Turbo	4G63	F	7092	27092 <sup>70</sup>	N/A	6215	26215	4756	224756	N/A	3
----------------------	------	---	------	---------------------	-----	------	-------	------	--------	-----	---

N/A = Not Available N/R = Not Required N/S = Not Servicable For cabin air locator chart, see pages 5-12 See pages 13-16 for footnotes

1) ProSelect - Normal Driving - Traditional Change Intervals 2) NAPA Gold - Severe Driving - OE Recommended Intervals 3) NAPA Platinum - Harsh Driving - OE Recommended Intervals

N/A = Non disponible N/R = Non nécessaire N/S = Non réparable Voir le tableau des filtres et d'habitacle aux pages 5-12 Voir pages 13-16 pour des notes

1) NAPA ProSelect et Argent - Conduite normale - Intervalles normaux de remplacement 2) NAPA Or - Conduite difficile - Intervalles recommandés par FEO 3) NAPA Platine - Conduite très difficile - Intervalles recommandés par FEO

N/A = No disponible N/R = No requerido N/S = No Servicable Para el aire de la cabina y tabla de localización de filtro, consulte las páginas 5-12 Ver las páginas 13-16 para las notas al pie de página

1) NAPA ProSelect y Plata - Manejo normal - Intervalles normales de cambio 2) NAPA Oro - Manejo difícil - Intervalles recomendados por el OEM 3) NAPA Platino - Manejo muy difícil - Intervalles recomendados por el OEM

*Italicized Part Numbers May Not Be Available.*Las piezas con números en *italicas* pueden no estar disponibles.Les numéros de pièce en *italiques* peuvent ne pas être disponibles.P  
a  
s  
s  
C  
a  
r  
L  
i  
g  
h  
t  
T  
r  
u  
c  
k  
O  
i  
l  
-  
A  
i  
r  
-  
C  
a  
b  
i  
n



MITSUBISHI 2003-2001

Pass Car Light Truck - Oil - Air - Cabin

Year/Año/Année Model/Modelo/Modele Engine/Motor/Moteur	Eng. Code Código de motor Code moteur	VIN NIV NIV	GOLD Oil Aceite Huile	ProSelect Oil Aceite Huile	Platinum Oil Aceite Huile	GOLD Air Aire Air	ProSelect Air Aire Air	GOLD Cabin Air Cabina Aire Cabine Air	ProSelect Cabin Air Cabina Aire Cabine Air	Platinum Cabin Air Cabina Aire Cabine Air	Loc. Cabin Air Cabina Aire Cabine Air
--	---	-------------------	--------------------------------	-------------------------------------	------------------------------------	----------------------------	---------------------------------	--	---	--	--

MITSUBISHI (Cont'd/Suite)

**2003** (Cont'd/Suite)

**MONTERO**

L4 2.5L (4D56) Diesel (Mex.)			1067	N/A	N/A			N/A	N/A	N/A	
V6 3.8L 3828CC 234CID			7092	27092 <sup>70</sup>	N/A	2369	N/A	N/R	N/R	N/R	

**MONTERO SPORT**

V6 3.0L 2972cc	6G72	H	7092	27092 <sup>70</sup>	N/A	6057	26057	N/R	N/R	N/R	
V6 3.5L 3497cc		R	7092	27092 <sup>70</sup>	N/A	6308	N/A	N/R	N/R	N/R	

**OUTLANDER**

L4 2.4L 2351cc	4G64	G	7092	27092 <sup>70</sup>	N/A	6215	26215	4756	224756	N/A	5
----------------	------	---	------	---------------------	-----	------	-------	------	--------	-----	---

**SPACE STAR**

L4 1.8L 1834cc (Mex.)			1334 <sup>53</sup>	21334 <sup>70</sup>	41334	N/A	N/A	N/A	N/A	N/A	
-----------------------	--	--	--------------------	---------------------	-------	-----	-----	-----	-----	-----	--

**2002**

**DIAMANTE**

V6 3.5L 3497cc		P	1356	21356 <sup>70</sup>	41356	6456	N/A	N/R	N/R	N/R	
----------------	--	---	------	---------------------	-------	------	-----	-----	-----	-----	--

**ECLIPSE**

L4 2.4L 2351cc	4G64	G	1356	21356 <sup>70</sup>	41356	6028	26028	4682	224682	N/A	3
V6 3.0L 2972cc	6G72	H	7092	27092 <sup>70</sup>	N/A	6028	26028	4682	224682	N/A	3

**GALANT**

L4 2.4L 2351cc	4G64	G	1356	21356 <sup>70</sup>	41356	6028	26028	4682	224682	N/A	3
V6 3.0L 2972cc	6G72	L	7092	27092 <sup>70</sup>	N/A	6028	26028	4682	224682	N/A	3

**L200**

L4 2.5L (4D56) Diesel (Mex.)			1067	N/A	N/A			N/A	N/A	N/A	
------------------------------	--	--	------	-----	-----	--	--	-----	-----	-----	--

**L300**

L4 2.5L (4D56) Diesel (Mex.)			1067	N/A	N/A	2222	N/A	N/A	N/A	N/A	
------------------------------	--	--	------	-----	-----	------	-----	-----	-----	-----	--

**LANCER**

L4 2.0L 1998cc		E	1356	21356 <sup>70</sup>	41356	6215	26215	4756	224756	N/A	3
----------------	--	---	------	---------------------	-------	------	-------	------	--------	-----	---

**MIRAGE**

L4 1.5L 1468cc	4G15	A	1356	21356 <sup>70</sup>	41356	6215	26215	N/R	N/R	N/R	
L4 1.8L 1834cc	4G93	C	1356	21356 <sup>70</sup>	41356	6215	26215	N/R	N/R	N/R	

**MONTERO**

L4 2.5L (4D56) Diesel (Mex.)			1067	N/A	N/A			N/A	N/A	N/A	
V6 3.5L 3497cc		R	7092	27092 <sup>70</sup>	N/A	2369	N/A	N/R	N/R	N/R	

**MONTERO SPORT**

V6 3.0L 2972cc	6G72	H	7092	27092 <sup>70</sup>	N/A	6057	26057	N/R	N/R	N/R	
V6 3.5L 3497cc		R	7092	27092 <sup>70</sup>	N/A	6308	N/A	N/R	N/R	N/R	

**2001**

**DIAMANTE**

V6 3.5L 3497cc		P	1356	21356 <sup>70</sup>	41356	6456	N/A	N/R	N/R	N/R	
----------------	--	---	------	---------------------	-------	------	-----	-----	-----	-----	--

**ECLIPSE**

L4 2.4L 2351cc	4G64	G	1356	21356 <sup>70</sup>	41356	6028	26028	4682	224682	N/A	3
V6 3.0L 2972cc	6G72	H	7092	27092 <sup>70</sup>	N/A	6028	26028	4682	224682	N/A	3

**GALANT**

L4 2.4L 2351cc	4G64	G	1356	21356 <sup>70</sup>	41356	6028	26028	4682	224682	N/A	3
V6 3.0L 2972cc	6G72	H	7092	27092 <sup>70</sup>	N/A	6028	26028	4682	224682	N/A	3

**L200**

L4 2.5L (4D56) Diesel (Mex.)			1067	N/A	N/A			N/A	N/A	N/A	
------------------------------	--	--	------	-----	-----	--	--	-----	-----	-----	--

**L300**

L4 2.5L (4D56) Diesel (Mex.)			1067	N/A	N/A	2222	N/A	N/A	N/A	N/A	
------------------------------	--	--	------	-----	-----	------	-----	-----	-----	-----	--

**MIRAGE**

L4 1.5L 1468cc	4G15	A	1356	21356 <sup>70</sup>	41356	6215	26215	N/R	N/R	N/R	
----------------	------	---	------	---------------------	-------	------	-------	-----	-----	-----	--

N/A = Not Available N/R = Not Required N/S = Not Servicable For cabin air locator chart, see pages 5-12 See pages 13-16 for footnotes

1) ProSelect - Normal Driving - Traditional Change Intervals 2) NAPA Gold - Severe Driving - OE Recommended intervals 3) NAPA Platinum - Harsh Driving - OE Recommend Intervals

N/A = Non disponible N/R = Non nécessaire N/S = Non réparable Voir le tableau des filtres et d'habitacle aux pages 5-12 Voir pages 13-16 pour des notes

1) NAPA ProSelect et Argent - Conduite normale - Intervalles normaux de remplacement 2) NAPA Or - Conduite difficile - Intervalles recommandés par FEO 3) NAPA Platine - Conduite très difficile - Intervalles recommandés par FEO

N/A = No disponible N/R = No requerido N/S = No Servicable Para el aire de la cabina y tabla de localización de filtro, consulte las páginas 5-12 Ver las páginas 13-16 para las notas al pie de página

1) NAPA ProSelect y Plata - Manejo normal - Intervalos normales de cambio 2) NAPA Oro - Manejo difícil - Intervalos recomendados por el OEM 3) NAPA Platino - Manejo muy difícil - Intervalos recomendados por el OEM

*Italicized Part Numbers May Not Be Available.*

Las piezas con números en *italicas* pueden no estar disponibles.  
Les numéros de pièce en *italiques* peuvent ne pas être disponibles.



Pass Car Light Truck - Oil - Air - Cabin

MITSUBISHI 2001 —  
NISSAN 2023

Year/Año/Année Model/Modelo/Modèle Engine/Motor/Moteur	Eng. Code Código de motor Code moteur	VIN NIV NIV	GOLD Oil Aceite Huile	ProSelect Oil Aceite Huile	Platinum Oil Aceite Huile	GOLD Air Aire Air	ProSelect Air Aire Air	GOLD Cabin Air Cabina Aire Cabine Air	ProSelect Cabin Air Cabina Aire Cabine Air	Platinum Cabin Air Cabina Aire Cabine Air	Loc. Cabin Air Cabina Aire Cabine Air
--	---	-------------------	--------------------------------	-------------------------------------	------------------------------------	----------------------------	---------------------------------	--	---	--	--

MITSUBISHI (Cont'd/Suite)

**2001** (Cont'd/Suite)

MIRAGE (Cont'd/Suite)

L4 1.8L 1834cc	4G93	C	1356	21356 <sup>70</sup>	41356	6215	26215	N/R	N/R	N/R	
----------------	------	---	------	---------------------	-------	------	-------	-----	-----	-----	--

MONTERO

L4 2.5L (4D56) Diesel (Mex.)			1067	N/A	N/A			N/A	N/A	N/A	
V6 3.5L 3497cc		R	7092	27092 <sup>70</sup>	N/A	2369	N/A	N/R	N/R	N/R	

MONTERO SPORT

V6 3.0L 2972cc	6G72	H	7092	27092 <sup>70</sup>	N/A	6057	26057	N/R	N/R	N/R	
V6 3.5L 3497cc		R	7092	27092 <sup>70</sup>	N/A	6308	N/A	N/R	N/R	N/R	

MOBILITY VENTURES

**2017**

MV-1

V6 3.7L 3700CC 226CID			N/S	N/S	N/A	9883	29883	N/S	N/S	N/A	
-----------------------	--	--	-----	-----	-----	------	-------	-----	-----	-----	--

**2016**

MV-1

V6 3.7L 3700CC 226CID			N/S	N/S	N/A	9883	29883	N/S	N/S	N/A	
-----------------------	--	--	-----	-----	-----	------	-------	-----	-----	-----	--

**2015**

MV-1

V6 3.7L 3700CC 226CID			N/S	N/S	N/A	9883	29883	N/S	N/S	N/A	
V8 4.6L 4600CC 281CID			1372 <sup>53</sup>	21372 <sup>70</sup>	41372	9883	29883	N/S	N/S	N/A	

**2014**

MV-1

V8 4.6L 4600CC 281CID			1372 <sup>53</sup>	21372 <sup>70</sup>	41372	9883	29883	N/S	N/S	N/A	
-----------------------	--	--	--------------------	---------------------	-------	------	-------	-----	-----	-----	--

**2013**

MV-1

V8 4.6L 4600CC 281CID			1372 <sup>53</sup>	21372 <sup>70</sup>	41372	9883	29883	N/S	N/S	N/A	
-----------------------	--	--	--------------------	---------------------	-------	------	-------	-----	-----	-----	--

**2012**

MV-1

V8 4.6L 4600CC 281CID			1372 <sup>53</sup>	21372 <sup>70</sup>	41372	9883	29883	N/S	N/S	N/A	
-----------------------	--	--	--------------------	---------------------	-------	------	-------	-----	-----	-----	--

**2011**

MV-1

V8 4.6L 4600CC 281CID			1372 <sup>53</sup>	21372 <sup>70</sup>	41372	9883	29883	N/S	N/S	N/A	
-----------------------	--	--	--------------------	---------------------	-------	------	-------	-----	-----	-----	--

NISSAN

**2023**

ALTIMA

L4 2.0L 2000CC 122CID Turbo	VC-Turbo		1358 <sup>53</sup>	21358 <sup>70</sup>	41358	201225	N/A	230447	2230447	N/A	
L4 2.5L 2500CC 153CID	QR25DE		1358 <sup>53</sup>	21358 <sup>70</sup>	41358	200947	2200947	230447	2230447	N/A	

ARMADA

V8 5.6L 5552cc	VK56DE		7356 <sup>53</sup>	27356 <sup>70</sup>	47356	200298	2200298	4854	224854	N/A	2
----------------	--------	--	--------------------	---------------------	-------	--------	---------	------	--------	-----	---

FRONTIER

V6 3.8L 3800CC 232CID	VO38DD		7356 <sup>53</sup>	27356 <sup>70</sup>	47356	201200	N/A	4479	224479	4234479	
-----------------------	--------	--	--------------------	---------------------	-------	--------	-----	------	--------	---------	--

KICKS

L4 1.6L 1618cc Turbo	MR16DDT		1358 <sup>53</sup>	21358 <sup>70</sup>	41358	200908	2200908	230447	2230447	N/A	
----------------------	---------	--	--------------------	---------------------	-------	--------	---------	--------	---------	-----	--

MAXIMA

V6 3.5L 3498cc	VO35DE		1358 <sup>53</sup>	21358 <sup>70</sup>	41358	6116	26116	230013	2230013	4230013	3
----------------	--------	--	--------------------	---------------------	-------	------	-------	--------	---------	---------	---

N/A = Not Available N/R = Not Required N/S = Not Servicable For cabin air locator chart, see pages 5-12 See pages 13-16 for footnotes

1) ProSelect - Normal Driving - Traditional Change Intervals 2) NAPA Gold - Severe Driving - OE Recommended intervals 3) NAPA Platinum - Harsh Driving - OE Recommend Intervals

N/A = Non disponible N/R = Non nécessaire N/S = Non réparable Voir le tableau des filtres et d'habitacle aux pages 5-12 Voir pages 13-16 pour des notes

1) NAPA ProSelect et Argent - Conduite normale - Intervalles normaux de remplacement 2) NAPA Or - Conduite difficile - Intervalles recommandés par FEO 3) NAPA Platine - Conduite très difficile - Intervalles recommandés par FEO

N/A = No disponible N/R = No requerido N/S = No Servicable Para el aire de la cabina y tabla de localización de filtro, consulte las páginas 5-12 Ver las páginas 13-16 para las notas al pie de página

1) NAPA ProSelect y Plata - Manejo normal - Intervalos normales de cambio 2) NAPA Oro - Manejo difícil - Intervalos recomendados por el OEM 3) NAPA Platino - Manejo muy difícil - Intervalos recomendados por el OEM

*Italicized Part Numbers May Not Be Available.*

Las piezas con números en *italicas* pueden no estar disponibles.

Les numéros de pièce en *italiques* peuvent ne pas être disponibles.

P  
a  
s  
s  
C  
a  
r  
L  
i  
g  
h  
t  
T  
r  
u  
c  
k  
O  
i  
l  
-  
A  
i  
r  
-  
C  
a  
b  
i  
n



NISSAN 2023-2022

Pass Car Light Truck - Oil - Air - Cabin

Year/Año/Année Model/Modelo/Modèle Engine/Motor/Moteur	Eng. Code Código de motor Code moteur	VIN NIV NIV	GOLD Oil Aceite Huile	ProSelect Oil Aceite Huile	Platinum Oil Aceite Huile	GOLD Air Aire Air	ProSelect Air Aire Air	GOLD Cabin Air Cabina Aire Cabine Air	ProSelect Cabin Air Cabina Aire Cabine Air	Platinum Cabin Air Cabina Aire Cabine Air	Loc. Cabin Air Cabina Aire Cabine Air
--	---	-------------------	--------------------------------	-------------------------------------	------------------------------------	----------------------------	---------------------------------	--	---	--	--

## NISSAN (Cont'd/Suite)

## 2023 (Cont'd/Suite)

## MURANO

V6 3.5L 3498cc	VQ35DE		1358 <sup>53</sup>	21358 <sup>70</sup>	41358	6116	26116	230013	2230013	4230013	6
----------------	--------	--	--------------------	---------------------	-------	------	-------	--------	---------	---------	---

## PATHFINDER

V6 3.5L 3500CC 214CID	VQ35DD		1358 <sup>53</sup>	21358 <sup>70</sup>	41358	N/A	N/A	230447	2230447	N/A	
-----------------------	--------	--	--------------------	---------------------	-------	-----	-----	--------	---------	-----	--

## ROGUE

L3 1.5L 1500CC 92CID Turbo	KR15DDT		1358 <sup>53</sup>	21358 <sup>70</sup>	41358	201431	N/A	230447	2230447	N/A	3
----------------------------	---------	--	--------------------	---------------------	-------	--------	-----	--------	---------	-----	---

## Rogue Sport

L4 2.0L 1997cc			1358 <sup>53</sup>	21358 <sup>70</sup>	41358	200215	2200215	230179	2230179	N/A	3
----------------	--	--	--------------------	---------------------	-------	--------	---------	--------	---------	-----	---

## SENTRA

L4 2.0L 2000CC 122CID	MR20DD		1358 <sup>53</sup>	21358 <sup>70</sup>	41358	201216	N/A	230447	2230447	N/A	
-----------------------	--------	--	--------------------	---------------------	-------	--------	-----	--------	---------	-----	--

## TITAN

V8 5.6L 5552cc	VK56DE		7356 <sup>53</sup>	27356 <sup>70</sup>	47356	201040	2201040	4854	224854	N/A	2
----------------	--------	--	--------------------	---------------------	-------	--------	---------	------	--------	-----	---

## TITAN XD

V8 5.6L 5552cc	VK56DE		7356 <sup>53</sup>	27356 <sup>70</sup>	47356	200680	N/A	4854	224854	N/A	
----------------	--------	--	--------------------	---------------------	-------	--------	-----	------	--------	-----	--

## VERSA

L4 1.6L 1598cc	HR16DE		1358 <sup>53</sup>	21358 <sup>70</sup>	41358	200908	2200908	230447	2230447	N/A	3
----------------	--------	--	--------------------	---------------------	-------	--------	---------	--------	---------	-----	---

## Z

V6 3.0L 2997CC 183CID Turbo	VR30DDTT		1358 <sup>53</sup>	21358 <sup>70</sup>	41358	N/A	N/A	4099	N/A	N/A	
-----------------------------	----------	--	--------------------	---------------------	-------	-----	-----	------	-----	-----	--

## 2022

## ALTIMA

L4 2.0L 2000CC 122CID Turbo	VC-Turbo		1358 <sup>53</sup>	21358 <sup>70</sup>	41358	201225	N/A	230447	2230447	N/A	
-----------------------------	----------	--	--------------------	---------------------	-------	--------	-----	--------	---------	-----	--

L4 2.5L 2500CC 153CID	QR25DE		1358 <sup>53</sup>	21358 <sup>70</sup>	41358	200947	2200947	230447	2230447	N/A	
-----------------------	--------	--	--------------------	---------------------	-------	--------	---------	--------	---------	-----	--

## ARMADA

V8 5.6L 5552cc	VK56DE		7356 <sup>53</sup>	27356 <sup>70</sup>	47356	200298	2200298	4854	224854	N/A	2
----------------	--------	--	--------------------	---------------------	-------	--------	---------	------	--------	-----	---

## FRONTIER

V6 3.8L 3800CC 232CID	VQ38DD		7356 <sup>53</sup>	27356 <sup>70</sup>	47356	201200	N/A	4479	224479	4234479	
-----------------------	--------	--	--------------------	---------------------	-------	--------	-----	------	--------	---------	--

## GT-R

V6 3.5L 3799cc Turbo	VR38DETT		7356 <sup>53</sup>	27356 <sup>70</sup>	47356	N/A	N/A	4479 <sup>79</sup>	224479 <sup>79</sup>	4234479 <sup>79</sup>	3
----------------------	----------	--	--------------------	---------------------	-------	-----	-----	--------------------	----------------------	-----------------------	---

			7356 <sup>53</sup>	27356 <sup>70</sup>	47356	N/A	N/A	4479 <sup>79</sup>	224479 <sup>79</sup>	4234479 <sup>79</sup>	3
--	--	--	--------------------	---------------------	-------	-----	-----	--------------------	----------------------	-----------------------	---

## KICKS

L4 1.6L 1618cc Turbo	MR16DDT		1358 <sup>53</sup>	21358 <sup>70</sup>	41358	200908	2200908	230447	2230447	N/A	
----------------------	---------	--	--------------------	---------------------	-------	--------	---------	--------	---------	-----	--

## LEAF

Electric Electric	EM57		N/R	N/R	N/R	N/R	N/R	4012	224012	N/A	3
-------------------	------	--	-----	-----	-----	-----	-----	------	--------	-----	---

## MAXIMA

V6 3.5L 3498cc	VQ35DE		1358 <sup>53</sup>	21358 <sup>70</sup>	41358	6116	26116	230013	2230013	4230013	3
----------------	--------	--	--------------------	---------------------	-------	------	-------	--------	---------	---------	---

## MURANO

V6 3.5L 3498cc	VQ35DE		1358 <sup>53</sup>	21358 <sup>70</sup>	41358	6116	26116	230013	2230013	4230013	6
----------------	--------	--	--------------------	---------------------	-------	------	-------	--------	---------	---------	---

## PATHFINDER

V6 3.5L 3500CC 214CID	VQ35DD		1358 <sup>53</sup>	21358 <sup>70</sup>	41358	N/A	N/A	230447	2230447	N/A	
-----------------------	--------	--	--------------------	---------------------	-------	-----	-----	--------	---------	-----	--

## QASHQAI

L4 2.0L 1997cc			1358 <sup>53</sup>	21358 <sup>70</sup>	41358	200215	2200215	230179	2230179	N/A	
----------------	--	--	--------------------	---------------------	-------	--------	---------	--------	---------	-----	--

			1358 <sup>53</sup>	21358 <sup>70</sup>	41358	200215	2200215	230179	2230179	N/A	
--	--	--	--------------------	---------------------	-------	--------	---------	--------	---------	-----	--

## ROGUE

L3 1.5L 1500CC 92CID Turbo	KR15DDT		1358 <sup>53</sup>	21358 <sup>70</sup>	41358	201431	N/A	230447	2230447	N/A	3
----------------------------	---------	--	--------------------	---------------------	-------	--------	-----	--------	---------	-----	---

## Rogue Sport

L4 2.0L 1997cc			1358 <sup>53</sup>	21358 <sup>70</sup>	41358	200215	2200215	230179	2230179	N/A	3
----------------	--	--	--------------------	---------------------	-------	--------	---------	--------	---------	-----	---

## SENTRA

L4 2.0L 2000CC 122CID	MR20DD		1358 <sup>53</sup>	21358 <sup>70</sup>	41358	201216	N/A	230447	2230447	N/A	
-----------------------	--------	--	--------------------	---------------------	-------	--------	-----	--------	---------	-----	--

## TITAN

V8 5.6L 5552cc	VK56DE		7356 <sup>53</sup>	27356 <sup>70</sup>	47356	201040	2201040	4854	224854	N/A	2
----------------	--------	--	--------------------	---------------------	-------	--------	---------	------	--------	-----	---

N/A = Not Available N/R = Not Required N/S = Not Servicable For cabin air locator chart, see pages 5-12 See pages 13-16 for footnotes

1) ProSelect - Normal Driving - Traditional Change Intervals 2) NAPA Gold - Severe Driving - OE Recommended intervals 3) NAPA Platinum - Harsh Driving - OE Recommend Intervals

N/A = Non disponible N/R = Non nécessaire N/S = Non réparable Voir le tableau des filtres et d'habitacle aux pages 5-12 Voir pages 13-16 pour des notes

1) NAPA ProSelect et Argent - Conduite normale - Intervalles normaux de remplacement 2) NAPA Or - Conduite difficile - Intervalles recommandés par FEO 3) NAPA Platine - Conduite très difficile - Intervalles recommandés par FEO

N/A = No disponible N/R = No requerido N/S = No Servicable Para el aire de la cabina y tabla de localización de filtro, consulte las páginas 5-12 Ver las páginas 13-16 para las notas al pie de página

1) NAPA ProSelect y Plata - Manejo normal - Intervalos normales de cambio 2) NAPA Oro - Manejo difícil - Intervalos recomendados por el OEM 3) NAPA Platino - Manejo muy difícil - Intervalos recomendados por el OEM

Italicized Part Numbers May Not Be Available.

Las piezas con números en *italicas* pueden no estar disponibles.  
Les numéros de pièce en *italiques* peuvent ne pas être disponibles.



## Pass Car Light Truck - Oil - Air - Cabin

NISSAN 2022-2021

Year/Año/Année Model/Modelo/Modèle Engine/Motor/Moteur	Eng. Code Código de motor Code moteur	VIN NIV NIV	GOLD Oil Aceite Huile	ProSelect Oil Aceite Huile	Platinum Oil Aceite Huile	GOLD Air Aire Air	ProSelect Air Aire Air	GOLD Cabin Air Cabina Aire Cabine Air	ProSelect Cabin Air Cabina Aire Cabine Air	Platinum Cabin Air Cabina Aire Cabine Air	Loc. Cabin Air Cabina Aire Cabine Air
--	---	-------------------	--------------------------------	-------------------------------------	------------------------------------	----------------------------	---------------------------------	--	---	--	--

## NISSAN (Cont'd/Suite)

## 2022 (Cont'd/Suite)

## TITAN XD

V8 5.6L 5552cc	VK56DE		7356 <sup>53</sup>	27356 <sup>70</sup>	47356	200680	N/A	4854	224854	N/A	
----------------	--------	--	--------------------	---------------------	-------	--------	-----	------	--------	-----	--

## VERSA

L4 1.6L 1598cc	HR16DE		1358 <sup>53</sup>	21358 <sup>70</sup>	41358	200908	2200908	230447	2230447	N/A	3
----------------	--------	--	--------------------	---------------------	-------	--------	---------	--------	---------	-----	---

## 2021

## ALTIMA

L4 2.0L 2000CC 122CID Turbo	VC-Turbo		1358 <sup>53</sup>	21358 <sup>70</sup>	41358	201225	N/A	230447	2230447	N/A	
L4 2.5L 2500CC 153CID	QR25DE		1358 <sup>53</sup>	21358 <sup>70</sup>	41358	200947	2200947	230447	2230447	N/A	

## ARMADA

V8 5.6L 5552cc	VK56DE		7356 <sup>53</sup>	27356 <sup>70</sup>	47356	200298	2200298	4854	224854	N/A	2
----------------	--------	--	--------------------	---------------------	-------	--------	---------	------	--------	-----	---

## FRONTIER

V6 3.8L 3800CC 232CID	VQ38DD		7356 <sup>53</sup>	27356 <sup>70</sup>	47356	201200	N/A	4683	224683	4234683	
-----------------------	--------	--	--------------------	---------------------	-------	--------	-----	------	--------	---------	--

## GT-R

V6 3.8L 3799cc Turbo	VR38DETT		7356 <sup>53</sup>	27356 <sup>70</sup>	47356	N/A	N/A	4479 <sup>79</sup>	224479 <sup>79</sup>	4234479 <sup>79</sup>	3
			7356 <sup>53</sup>	27356 <sup>70</sup>	47356	N/A	N/A	4479 <sup>79</sup>	224479 <sup>79</sup>	4234479 <sup>79</sup>	3

## KICKS

L4 1.6L 1618cc Turbo	MR16DDT		1358 <sup>53</sup>	21358	41358	200908	2200908	230447	2230447	N/A	
----------------------	---------	--	--------------------	-------	-------	--------	---------	--------	---------	-----	--

## LEAF

Electric Electric	EM57		N/R	N/R	N/R	N/R	N/R	4012	224012	N/A	3
-------------------	------	--	-----	-----	-----	-----	-----	------	--------	-----	---

## MAXIMA

V6 3.5L 3498cc	VQ35DE		1358 <sup>53</sup>	21358 <sup>70</sup>	41358	6116	26116	230013	2230013	4230013	3
----------------	--------	--	--------------------	---------------------	-------	------	-------	--------	---------	---------	---

## MURANO

V6 3.5L 3498cc	VQ35DE		1358 <sup>53</sup>	21358 <sup>70</sup>	41358	6116	26116	230013	2230013	4230013	6
----------------	--------	--	--------------------	---------------------	-------	------	-------	--------	---------	---------	---

## NV1500

V6 4.0L 3954cc	VQ40DE		7356 <sup>53</sup>	27356 <sup>70</sup>	47356	6213	26213	4479 <sup>79</sup>	224479 <sup>79</sup>	4234479 <sup>79</sup>	3
----------------	--------	--	--------------------	---------------------	-------	------	-------	--------------------	----------------------	-----------------------	---

## NV200

L4 2.0L 1997cc	MR20DE		1358 <sup>53</sup>	21358	41358	9225	29225	N/A <sup>61</sup>	N/A <sup>61</sup>	N/A <sup>61</sup>	
----------------	--------	--	--------------------	-------	-------	------	-------	-------------------	-------------------	-------------------	--

## NV2500

V6 4.0L 3954cc	VQ40DE		7356 <sup>53</sup>	27356 <sup>70</sup>	47356	6213	26213	4479 <sup>79</sup>	224479 <sup>79</sup>	4234479 <sup>79</sup>	3
V8 5.6L 5552cc	VK56DE		7356 <sup>53</sup>	27356 <sup>70</sup>	47356	200680	N/A	4479 <sup>79</sup>	224479 <sup>79</sup>	4234479 <sup>79</sup>	2

## NV3500

V6 4.0L 3954cc	VQ40DE		7356 <sup>53</sup>	27356 <sup>70</sup>	47356	6213	26213	4479 <sup>79</sup>	224479 <sup>79</sup>	4234479 <sup>79</sup>	
V8 5.6L 5552cc	VK56DE		7356 <sup>53</sup>	27356 <sup>70</sup>	47356	200680	N/A	4479 <sup>79</sup>	224479 <sup>79</sup>	4234479 <sup>79</sup>	2

## PATHFINDER

V6 3.5L 3498cc	VQ35DE		1358 <sup>53</sup>	21358 <sup>70</sup>	41358	6116	26116	230013	2230013	4230013	2
----------------	--------	--	--------------------	---------------------	-------	------	-------	--------	---------	---------	---

## QASHQAI

L4 2.0L 1997cc			1358 <sup>53</sup>	21358 <sup>70</sup>	41358	200215	2200215	230179	2230179	N/A	
			1358 <sup>53</sup>	21358 <sup>70</sup>	41358	200215	2200215	230179	2230179	N/A	

## ROGUE

L4 2.5L 2500cc	QR25DE		1358 <sup>53</sup>	21358 <sup>70</sup>	41358	201431	N/A	230447	2230447	N/A	3
----------------	--------	--	--------------------	---------------------	-------	--------	-----	--------	---------	-----	---

## Rogue Sport

L4 2.0L 1997cc			1358 <sup>53</sup>	21358 <sup>70</sup>	41358	200215	2200215	230179	2230179	N/A	3
----------------	--	--	--------------------	---------------------	-------	--------	---------	--------	---------	-----	---

## SENTRA

L4 1.6L 1618cc Turbo			1358 <sup>53</sup>	21358 <sup>70</sup>	41358	6044	26044	4012	224012	N/A	
L4 1.8L 1798cc	MRA8DE		1358 <sup>53</sup>	21358 <sup>70</sup>	41358	6044	26044	4012	224012	N/A	
L4 2.0L 2000CC 122CID	MR20DD		1358 <sup>53</sup>	21358 <sup>70</sup>	41358	201216	N/A	230447	2230447	N/A	

## TITAN

V8 5.6L 5552cc	VK56DE		7356 <sup>53</sup>	27356 <sup>70</sup>	47356	201040	2201040	4854	224854	N/A	2
----------------	--------	--	--------------------	---------------------	-------	--------	---------	------	--------	-----	---

## TITAN XD

V8 5.6L 5552cc	VK56DE		7356 <sup>53</sup>	27356 <sup>70</sup>	47356	200680	N/A	4854	224854	N/A	
----------------	--------	--	--------------------	---------------------	-------	--------	-----	------	--------	-----	--

N/A = Not Available N/R = Not Required N/S = Not Servicable For cabin air locator chart, see pages 5-12 See pages 13-16 for footnotes

1) ProSelect - Normal Driving - Traditional Change Intervals 2) NAPA Gold - Severe Driving - OE Recommended intervals 3) NAPA Platinum - Harsh Driving - OE Recommend Intervals

N/A = Non disponible N/R = Non nécessaire N/S = Non réparable Voir le tableau des filtres et d'habitacle aux pages 5-12 Voir pages 13-16 pour des notes

1) NAPA ProSelect et Argent - Conduite normale - Intervalles normaux de remplacement 2) NAPA Or - Conduite difficile - Intervalles recommandés par FEO 3) NAPA Platine - Conduite très difficile - Intervalles recommandés par FEO

N/A = No disponible N/R = No requerido N/S = No Servicable Para el aire de la cabina y tabla de localización de filtro, consulte las páginas 5-12 Ver las páginas 13-16 para las notas al pie de página

1) NAPA ProSelect y Plata - Manejo normal - Intervalles normales de cambio 2) NAPA Oro - Manejo difícil - Intervalles recomendados por el OEM 3) NAPA Platino - Manejo muy difícil - Intervalles recomendados por el OEM

*Italicized Part Numbers May Not Be Available.*Las piezas con números en *italicas* pueden no estar disponibles.Les numéros de pièce en *italiques* peuvent ne pas être disponibles.P  
a  
s  
s  
C  
a  
r  
L  
i  
g  
h  
t  
T  
r  
u  
c  
k  
O  
i  
l  
-  
A  
i  
r  
-  
C  
a  
b  
i  
n



## NISSAN 2021-2020

## Pass Car Light Truck - Oil - Air - Cabin

Year/Año/Année Model/Modelo/Modèle Engine/Motor/Moteur	Eng. Code Código de motor Code moteur	VIN NIV NIV	GOLD Oil Aceite Huile	ProSelect Oil Aceite Huile	Platinum Oil Aceite Huile	GOLD Air Aire Air	ProSelect Air Aire Air	GOLD Cabin Air Cabina Aire Cabine Air	ProSelect Cabin Air Cabina Aire Cabine Air	Platinum Cabin Air Cabina Aire Cabine Air	Loc. Cabin Air Cabina Aire Cabine Air
--	---	-------------------	--------------------------------	-------------------------------------	------------------------------------	----------------------------	---------------------------------	--	---	--	--

## NISSAN (Cont'd/Suite)

## 2021 (Cont'd/Suite)

## VERSA

L4 1.6L 1598cc	HR16DE		1358 <sup>53</sup>	21358 <sup>70</sup>	41358	200908	2200908	N/A	N/A	N/A	
----------------	--------	--	--------------------	---------------------	-------	--------	---------	-----	-----	-----	--

## 2020

## 370Z

V6 3.7L 3696cc	VQ37VHR		1358 <sup>53</sup>	21358 <sup>70</sup>	41358	9362(2)	N/A	4099	N/A	N/A	
----------------	---------	--	--------------------	---------------------	-------	---------	-----	------	-----	-----	--

## ALTIMA

L4 2.0L 2000CC 122CID Turbo	VC-Turbo		1358 <sup>53</sup>	21358 <sup>70</sup>	41358	201225	N/A	230447	2230447	N/A	
L4 2.5L 2500CC 153CID	QR25DE		1358 <sup>53</sup>	21358 <sup>70</sup>	41358	200947	2200947	230447	2230447	N/A	

## ARMADA

V8 5.6L 5552cc	VK56DE		7356 <sup>53</sup>	27356 <sup>70</sup>	47356	200298	2200298	4854	224854	N/A	2
----------------	--------	--	--------------------	---------------------	-------	--------	---------	------	--------	-----	---

## FRONTIER

L4 2.5L 2500cc	QR25DE		1358 <sup>53</sup>	21358 <sup>70</sup>	41358	6916	26916	4683	224683	4234683	3
V6 3.8L 3800CC 232CID	VQ38DD		7356 <sup>53</sup>	27356 <sup>70</sup>	47356	201200	N/A	4683	224683	4234683	
V6 4.0L 3954cc	VQ40DE		7356 <sup>53</sup>	27356 <sup>70</sup>	47356	6213	26213	4683	224683	4234683	3

## GT-R

V6 3.8L 3799cc Turbo	VR38DETT		7356 <sup>53</sup>	27356 <sup>70</sup>	47356	N/A	N/A	4479 <sup>79</sup>	224479 <sup>79</sup>	4234479 <sup>79</sup>	3
			7356 <sup>53</sup>	27356 <sup>70</sup>	47356	N/A	N/A	4479 <sup>79</sup>	224479 <sup>79</sup>	4234479 <sup>79</sup>	3

## KICKS

L4 1.6L 1618cc Turbo	MR16DDT		1358 <sup>53</sup>	21358 <sup>70</sup>	41358	200908	2200908	230447	2230447	N/A	
----------------------	---------	--	--------------------	---------------------	-------	--------	---------	--------	---------	-----	--

## LEAF

Electric Electric	EM57		N/R	N/R	N/R	N/R	N/R	4012	224012	N/A	3
-------------------	------	--	-----	-----	-----	-----	-----	------	--------	-----	---

## MAXIMA

V6 3.5L 3498cc	VQ35DE		1358 <sup>53</sup>	21358 <sup>70</sup>	41358	6116	26116	230013	2230013	4230013	3
----------------	--------	--	--------------------	---------------------	-------	------	-------	--------	---------	---------	---

## MURANO

V6 3.5L 3498cc	VQ35DE		1358 <sup>53</sup>	21358 <sup>70</sup>	41358	6116	26116	230013	2230013	4230013	6
----------------	--------	--	--------------------	---------------------	-------	------	-------	--------	---------	---------	---

## NV1500

V6 4.0L 3954cc	VQ40DE		7356 <sup>53</sup>	27356 <sup>70</sup>	47356	6213	26213	4479 <sup>79</sup>	224479 <sup>79</sup>	4234479 <sup>79</sup>	3
----------------	--------	--	--------------------	---------------------	-------	------	-------	--------------------	----------------------	-----------------------	---

## NV200

L4 2.0L 1997cc	MR20DE		1358 <sup>53</sup>	21358	41358	9225	29225	N/A <sup>61</sup>	N/A <sup>61</sup>	N/A <sup>61</sup>	
----------------	--------	--	--------------------	-------	-------	------	-------	-------------------	-------------------	-------------------	--

## NV2500

V6 4.0L 3954cc	VQ40DE		7356 <sup>53</sup>	27356 <sup>70</sup>	47356	6213	26213	4479 <sup>79</sup>	224479 <sup>79</sup>	4234479 <sup>79</sup>	3
V8 5.6L 5552cc	VK56DE		7356 <sup>53</sup>	27356 <sup>70</sup>	47356	200680	N/A	4479 <sup>79</sup>	224479 <sup>79</sup>	4234479 <sup>79</sup>	2

## NV3500

V6 4.0L 3954cc	VQ40DE		7356 <sup>53</sup>	27356 <sup>70</sup>	47356	6213	26213	4479 <sup>79</sup>	224479 <sup>79</sup>	4234479 <sup>79</sup>	
V8 5.6L 5552cc	VK56DE		7356 <sup>53</sup>	27356 <sup>70</sup>	47356	200680	N/A	4479 <sup>79</sup>	224479 <sup>79</sup>	4234479 <sup>79</sup>	2

## PATHFINDER

V6 3.5L 3498cc	VQ35DE		1358 <sup>53</sup>	21358 <sup>70</sup>	41358	6116	26116	230013	2230013	4230013	2
----------------	--------	--	--------------------	---------------------	-------	------	-------	--------	---------	---------	---

## QASHQAI

L4 2.0L 1997cc			1358 <sup>53</sup>	21358	41358	200215	2200215	232100	N/A	N/A	
			1358 <sup>53</sup>	21358	41358	200215	2200215	232100	N/A	N/A	

## ROGUE

L4 2.0L Electric/Gas			1358 <sup>53</sup>	21358 <sup>70</sup>	41358	200215	2200215	230179	2230179	N/A	3
L4 2.5L 2500cc	QR25DE		1358 <sup>53</sup>	21358 <sup>70</sup>	41358	200215	2200215	230447	2230447	N/A	3

## Rogue Sport

L4 2.0L 1997cc			1358 <sup>53</sup>	21358 <sup>70</sup>	41358	200215	2200215	230179	2230179	N/A	3
----------------	--	--	--------------------	---------------------	-------	--------	---------	--------	---------	-----	---

## SENTRA

L4 1.6L 1618cc Turbo			1358 <sup>53</sup>	21358 <sup>70</sup>	41358	6044	26044	4012	224012	N/A	
L4 1.8L 1798cc	MRA8DE		1358 <sup>53</sup>	21358 <sup>70</sup>	41358	6044	26044	4012	224012	N/A	
L4 2.0L 2000CC 122CID	MR20DD		1358 <sup>53</sup>	21358 <sup>70</sup>	41358	201216	N/A	230447	2230447	N/A	

N/A = Not Available N/R = Not Required N/S = Not Servicable For cabin air locator chart, see pages 5-12 See pages 13-16 for footnotes

1) ProSelect - Normal Driving - Traditional Change Intervals 2) NAPA Gold - Severe Driving - OE Recommended intervals 3) NAPA Platinum - Harsh Driving - OE Recommend Intervals

N/A = Non disponible N/R = Non nécessaire N/S = Non réparable Voir le tableau des filtres et d'habitacle aux pages 5-12 Voir pages 13-16 pour des notes

1) NAPA ProSelect et Argent - Conduite normale - Intervalles normaux de remplacement 2) NAPA Or - Conduite difficile - Intervalles recommandés par FEO 3) NAPA Platine - Conduite très difficile - Intervalles recommandés par FEO

N/A = No disponible N/R = No requerido N/S = No Servicable Para el aire de la cabina y tabla de localización de filtro, consulte las páginas 5-12 Ver las páginas 13-16 para las notas al pie de página

1) NAPA ProSelect y Plata - Manejo normal - Intervalos normales de cambio 2) NAPA Oro - Manejo difícil - Intervalos recomendados por el OEM 3) NAPA Platino - Manejo muy difícil - Intervalos recomendados por el OEM

*Italicized Part Numbers May Not Be Available.*

Las piezas con números en *italicas* pueden no estar disponibles.  
Les numéros de pièce en *italiques* peuvent ne pas être disponibles.





## Pass Car Light Truck - Oil - Air - Cabin

NISSAN 2020-2019

Year/Año/Année Model/Modelo/Modèle Engine/Motor/Moteur	Eng. Code Código de motor Code moteur	VIN NIV NIV	GOLD Oil Aceite Huile	ProSelect Oil Aceite Huile	Platinum Oil Aceite Huile	GOLD Air Aire Air	ProSelect Air Aire Air	GOLD Cabin Air Cabina Aire Cabine Air	ProSelect Cabin Air Cabina Aire Cabine Air	Platinum Cabin Air Cabina Aire Cabine Air	Loc. Cabin Air Cabina Aire Cabine Air
--	---	-------------------	--------------------------------	-------------------------------------	------------------------------------	----------------------------	---------------------------------	--	---	--	--

## NISSAN (Cont'd/Suite)

## 2020 (Cont'd/Suite)

## TITAN

V8 5.6L 5552cc	VK56DE		7356 <sup>53</sup>	27356 <sup>70</sup>	47356	201040	2201040	4854	224854	N/A	2
----------------	--------	--	--------------------	---------------------	-------	--------	---------	------	--------	-----	---

## TITAN XD

V8 5.6L 5552cc			7356 <sup>53</sup>	27356 <sup>70</sup>	47356	200680	N/A	4854	224854	N/A	
----------------	--	--	--------------------	---------------------	-------	--------	-----	------	--------	-----	--

## VERSA

L4 1.6L 1598cc	HR16DE		1358 <sup>53</sup>	21358 <sup>70</sup>	41358	200908	2200908	N/A	N/A	N/A	
----------------	--------	--	--------------------	---------------------	-------	--------	---------	-----	-----	-----	--

## VERSA NOTE

L4 1.6L 1598cc	HR16DE		1358 <sup>53</sup>	21358 <sup>70</sup>	41358	9038	29038	230277	2230277	N/A	3
----------------	--------	--	--------------------	---------------------	-------	------	-------	--------	---------	-----	---

## 2019

## 370Z

V6 3.7L 3696cc	VQ37VHR		1358 <sup>53</sup>	21358 <sup>70</sup>	41358	9362(2)	N/A	4099	N/A	N/A	
----------------	---------	--	--------------------	---------------------	-------	---------	-----	------	-----	-----	--

## ALTIMA

L4 2.0L 2000CC 122CID Turbo	VC-Turbo		1358 <sup>53</sup>	21358 <sup>70</sup>	41358	201225	N/A	230447	2230447	N/A	
-----------------------------	----------	--	--------------------	---------------------	-------	--------	-----	--------	---------	-----	--

L4 2.5L 2500CC 153CID	QR25DE		1358 <sup>53</sup>	21358 <sup>70</sup>	41358	200947	2200947	230447	2230447	N/A	
-----------------------	--------	--	--------------------	---------------------	-------	--------	---------	--------	---------	-----	--

## ARMADA

V8 5.6L 5552cc	VK56DE		7356 <sup>53</sup>	27356 <sup>70</sup>	47356	200298	2200298	4854	224854	N/A	2
----------------	--------	--	--------------------	---------------------	-------	--------	---------	------	--------	-----	---

## FRONTIER

L4 2.5L 2500cc	QR25DE		1358 <sup>53</sup>	21358 <sup>70</sup>	41358	6916	26916	4683	224683	4234683	3
----------------	--------	--	--------------------	---------------------	-------	------	-------	------	--------	---------	---

V6 4.0L 3954cc	VQ40DE		7356 <sup>53</sup>	27356 <sup>70</sup>	47356	6213	26213	4683	224683	4234683	3
----------------	--------	--	--------------------	---------------------	-------	------	-------	------	--------	---------	---

## GT-R

V6 3.8L 3799cc Turbo	VR38DETT		7356 <sup>53</sup>	27356 <sup>70</sup>	47356	N/A	N/A	4479 <sup>79</sup>	224479 <sup>79</sup>	4234479 <sup>79</sup>	3
----------------------	----------	--	--------------------	---------------------	-------	-----	-----	--------------------	----------------------	-----------------------	---

			7356 <sup>53</sup>	27356 <sup>70</sup>	47356	N/A	N/A	4479 <sup>79</sup>	224479 <sup>79</sup>	4234479 <sup>79</sup>	3
--	--	--	--------------------	---------------------	-------	-----	-----	--------------------	----------------------	-----------------------	---

## KICKS

L4 1.6L 1618cc Turbo	MR16DDT		1358 <sup>53</sup>	21358	41358	200908	2200908	230447	2230447	N/A	
----------------------	---------	--	--------------------	-------	-------	--------	---------	--------	---------	-----	--

## LEAF

Electric Electric	EM57		N/R	N/R	N/R	N/R	N/R	4012	224012	N/A	3
-------------------	------	--	-----	-----	-----	-----	-----	------	--------	-----	---

## MAXIMA

V6 3.5L 3498cc	VQ35DE		1358 <sup>53</sup>	21358 <sup>70</sup>	41358	6116	26116	230013	2230013	4230013	3
----------------	--------	--	--------------------	---------------------	-------	------	-------	--------	---------	---------	---

## MICRA

L4 1.6L 1598cc	HR16DE		1365 <sup>53</sup>	21365	41365	9038	29038	230277	2230277	N/A	
----------------	--------	--	--------------------	-------	-------	------	-------	--------	---------	-----	--

			1365 <sup>53</sup>	21365	41365	9038	29038	230277	2230277	N/A	
--	--	--	--------------------	-------	-------	------	-------	--------	---------	-----	--

## MURANO

V6 3.5L 3498cc	VQ35DE		1358 <sup>53</sup>	21358 <sup>70</sup>	41358	6116	26116	230013	2230013	4230013	6
----------------	--------	--	--------------------	---------------------	-------	------	-------	--------	---------	---------	---

## NV1500

V6 4.0L 3954cc	VQ40DE		7356 <sup>53</sup>	27356 <sup>70</sup>	47356	6213	26213	4479 <sup>79</sup>	224479 <sup>79</sup>	4234479 <sup>79</sup>	3
----------------	--------	--	--------------------	---------------------	-------	------	-------	--------------------	----------------------	-----------------------	---

## NV200

L4 2.0L 1997cc	MR20DE		1358 <sup>53</sup>	21358	41358	9225	29225	N/A <sup>61</sup>	N/A <sup>61</sup>	N/A <sup>61</sup>	
----------------	--------	--	--------------------	-------	-------	------	-------	-------------------	-------------------	-------------------	--

## NV2500

V6 4.0L 3954cc	VQ40DE		7356 <sup>53</sup>	27356 <sup>70</sup>	47356	6213	26213	4479 <sup>79</sup>	224479 <sup>79</sup>	4234479 <sup>79</sup>	3
----------------	--------	--	--------------------	---------------------	-------	------	-------	--------------------	----------------------	-----------------------	---

V8 5.6L 5552cc	VK56DE		7356 <sup>53</sup>	27356 <sup>70</sup>	47356	200680	N/A	4479 <sup>79</sup>	224479 <sup>79</sup>	4234479 <sup>79</sup>	2
----------------	--------	--	--------------------	---------------------	-------	--------	-----	--------------------	----------------------	-----------------------	---

## NV3500

V6 4.0L 3954cc	VQ40DE		7356 <sup>53</sup>	27356 <sup>70</sup>	47356	6213	26213	4479 <sup>79</sup>	224479 <sup>79</sup>	4234479 <sup>79</sup>	
----------------	--------	--	--------------------	---------------------	-------	------	-------	--------------------	----------------------	-----------------------	--

V8 5.6L 5552cc	VK56DE		7356 <sup>53</sup>	27356 <sup>70</sup>	47356	200680	N/A	4479 <sup>79</sup>	224479 <sup>79</sup>	4234479 <sup>79</sup>	2
----------------	--------	--	--------------------	---------------------	-------	--------	-----	--------------------	----------------------	-----------------------	---

## PATHFINDER

V6 3.5L 3498cc	VQ35DE		1358 <sup>53</sup>	21358 <sup>70</sup>	41358	6116	26116	230013	2230013	4230013	2
----------------	--------	--	--------------------	---------------------	-------	------	-------	--------	---------	---------	---

## QASHQAI

L4 2.0L 1997cc			1358 <sup>53</sup>	21358	41358	200215	2200215	232100	N/A	N/A	
----------------	--	--	--------------------	-------	-------	--------	---------	--------	-----	-----	--

			1358 <sup>53</sup>	21358	41358	200215	2200215	232100	N/A	N/A	
--	--	--	--------------------	-------	-------	--------	---------	--------	-----	-----	--

## ROGUE

L4 2.0L Electric/Gas			1358 <sup>53</sup>	21358 <sup>70</sup>	41358	200215	2200215	230179	2230179	N/A	3
----------------------	--	--	--------------------	---------------------	-------	--------	---------	--------	---------	-----	---

N/A = Not Available N/R = Not Required N/S = Not Servicable For cabin air locator chart, see pages 5-12 See pages 13-16 for footnotes

1) ProSelect - Normal Driving - Traditional Change Intervals 2) NAPA Gold - Severe Driving - OE Recommended intervals 3) NAPA Platinum - Harsh Driving - OE Recommend Intervals

N/A = Non disponible N/R = Non nécessaire N/S = Non réparable Voir le tableau des filtres et d'habitacle aux pages 5-12 Voir pages 13-16 pour des notes

1) NAPA ProSelect et Argent - Conduite normale - Intervalles normaux de remplacement 2) NAPA Or - Conduite difficile - Intervalles recommandés par FEO 3) NAPA Platine - Conduite très difficile - Intervalles recommandés par FEO

N/A = No disponible N/R = No requerido N/S = No Servicable Para el aire de la cabina y tabla de localización de filtro, consulte las páginas 5-12 Ver las páginas 13-16 para las notas al pie de página

1) NAPA ProSelect y Plata - Manejo normal - Intervalles normales de cambio 2) NAPA Oro - Manejo difícil - Intervalles recomendados por el OEM 3) NAPA Platino - Manejo muy difícil - Intervalles recomendados por el OEM

*Italicized Part Numbers May Not Be Available.*Las piezas con números en *italicas* pueden no estar disponibles.Les numéros de pièce en *italiques* peuvent ne pas être disponibles.P  
a  
s  
s  
C  
a  
r  
L  
i  
g  
h  
t  
T  
r  
u  
c  
k  
O  
i  
l  
-  
A  
i  
r  
-  
C  
a  
b  
i  
n



NISSAN 2019-2018

## Pass Car Light Truck - Oil - Air - Cabin

Year/Año/Année Model/Modelo/Modèle Engine/Motor/Moteur	Eng. Code Código de motor Code moteur	VIN NIV NIV	GOLD Oil Aceite Huile	ProSelect Oil Aceite Huile	Platinum Oil Aceite Huile	GOLD Air Aire Air	ProSelect Air Aire Air	GOLD Cabin Air Cabina Aire Cabine Air	ProSelect Cabin Air Cabina Aire Cabine Air	Platinum Cabin Air Cabina Aire Cabine Air	Loc. Cabin Air Cabina Aire Cabine Air
--	---	-------------------	--------------------------------	-------------------------------------	------------------------------------	----------------------------	---------------------------------	--	---	--	--

## NISSAN (Cont'd/Suite)

**2019** (Cont'd/Suite)

## ROGUE (Cont'd/Suite)

L4 2.5L 2500cc	QR25DE		1358 <sup>53</sup>	21358 <sup>70</sup>	41358	200215	2200215	230179	2230179	N/A	3
----------------	--------	--	--------------------	---------------------	-------	--------	---------	--------	---------	-----	---

## Rogue Sport

L4 2.0L 1997cc			1358 <sup>53</sup>	21358 <sup>70</sup>	41358	200215	2200215	230179	2230179	N/A	3
----------------	--	--	--------------------	---------------------	-------	--------	---------	--------	---------	-----	---

## SENTRA

L4 1.6L 1618cc Turbo			1358 <sup>53</sup>	21358 <sup>70</sup>	41358	6044	26044	4012	224012	N/A	
----------------------	--	--	--------------------	---------------------	-------	------	-------	------	--------	-----	--

L4 1.8L 1798cc	MRA8DE		1358 <sup>53</sup>	21358 <sup>70</sup>	41358	6044	26044	4012	224012	N/A	
----------------	--------	--	--------------------	---------------------	-------	------	-------	------	--------	-----	--

## TITAN

V8 5.6L 5552cc	VK56DE		7356 <sup>53</sup>	27356 <sup>70</sup>	47356	201040	2201040	4479	224479	4234479	2
----------------	--------	--	--------------------	---------------------	-------	--------	---------	------	--------	---------	---

## TITAN XD

V8 5.0L Turbo Diesel			100242	N/A	N/A	200437	N/A	4479 <sup>79</sup>	224479 <sup>79</sup>	4234479 <sup>79</sup>	
----------------------	--	--	--------	-----	-----	--------	-----	--------------------	----------------------	-----------------------	--

V8 5.6L 5552cc			7356 <sup>53</sup>	27356 <sup>70</sup>	47356	200680	N/A	4479	224479	4234479	
----------------	--	--	--------------------	---------------------	-------	--------	-----	------	--------	---------	--

## VERSA

L4 1.6L 1598cc	HR16DE		1358 <sup>53</sup>	21358 <sup>70</sup>	41358	9038	29038	230277	2230277	N/A	3
----------------	--------	--	--------------------	---------------------	-------	------	-------	--------	---------	-----	---

## VERSA NOTE

L4 1.6L 1598cc	HR16DE		1358 <sup>53</sup>	21358 <sup>70</sup>	41358	9038	29038	230277	2230277	N/A	3
----------------	--------	--	--------------------	---------------------	-------	------	-------	--------	---------	-----	---

**2018**

## 370Z

V6 3.7L 3696cc	VQ37VHR		1358 <sup>53</sup>	21358 <sup>70</sup>	41358	9362(2)	N/A	4099	N/A	N/A	
----------------	---------	--	--------------------	---------------------	-------	---------	-----	------	-----	-----	--

## ALTIMA

L4 2.5L 2500cc		A	1358 <sup>53</sup>	21358 <sup>70</sup>	41358	9073	29073	230013	2230013	4230013	3
----------------	--	---	--------------------	---------------------	-------	------	-------	--------	---------	---------	---

V6 3.5L 3498cc	VQ35DE	B	1358 <sup>53</sup>	21358 <sup>70</sup>	41358	6116	26116	230013	2230013	4230013	3
----------------	--------	---	--------------------	---------------------	-------	------	-------	--------	---------	---------	---

## ARMADA

V8 5.6L 5552cc	VK56DE		7356 <sup>53</sup>	27356 <sup>70</sup>	47356	200298	2200298	4854	224854	N/A	2
----------------	--------	--	--------------------	---------------------	-------	--------	---------	------	--------	-----	---

## FRONTIER

L4 2.5L 2500cc	QR25DE		1358 <sup>53</sup>	21358 <sup>70</sup>	41358	6916	26916	4683	224683	4234683	3
----------------	--------	--	--------------------	---------------------	-------	------	-------	------	--------	---------	---

V6 4.0L 3954cc	VQ40DE		7356 <sup>53</sup>	27356 <sup>70</sup>	47356	6213	26213	4683	224683	4234683	3
----------------	--------	--	--------------------	---------------------	-------	------	-------	------	--------	---------	---

## GT-R

V6 3.8L 3799cc Turbo	VR38DETT		7356 <sup>53</sup>	27356 <sup>70</sup>	47356	N/A	N/A	4479 <sup>79</sup>	224479 <sup>79</sup>	4234479 <sup>79</sup>	3
----------------------	----------	--	--------------------	---------------------	-------	-----	-----	--------------------	----------------------	-----------------------	---

			7356 <sup>53</sup>	27356 <sup>70</sup>	47356	N/A	N/A	4479 <sup>79</sup>	224479 <sup>79</sup>	4234479 <sup>79</sup>	3
--	--	--	--------------------	---------------------	-------	-----	-----	--------------------	----------------------	-----------------------	---

## KICKS

L4 1.6L 1618cc Turbo	MR16DDT		1358 <sup>53</sup>	21358	41358	200908	2200908	230447	2230447	N/A	
----------------------	---------	--	--------------------	-------	-------	--------	---------	--------	---------	-----	--

## LEAF

Electric Electric	EM57		N/R	N/R	N/R	N/R	N/R	4012	224012	N/A	3
-------------------	------	--	-----	-----	-----	-----	-----	------	--------	-----	---

## MAXIMA

V6 3.5L 3498cc	VQ35DE		1358 <sup>53</sup>	21358 <sup>70</sup>	41358	6116	26116	230013	2230013	4230013	3
----------------	--------	--	--------------------	---------------------	-------	------	-------	--------	---------	---------	---

## MICRA

L4 1.6L 1598cc	HR16DE		1365 <sup>53</sup>	21365	41365	9038	29038	230277	2230277	N/A	
----------------	--------	--	--------------------	-------	-------	------	-------	--------	---------	-----	--

			1365 <sup>53</sup>	21365	41365	9038	29038	230277	2230277	N/A	
--	--	--	--------------------	-------	-------	------	-------	--------	---------	-----	--

## MURANO

V6 3.5L 3498cc	VQ35DE		1358 <sup>53</sup>	21358 <sup>70</sup>	41358	6116	26116	230013	2230013	4230013	6
----------------	--------	--	--------------------	---------------------	-------	------	-------	--------	---------	---------	---

## NP300

L4 2.5L 2488cc (Mex.)			1521	21521	N/A	209540	N/A	N/A	N/A	N/A	
-----------------------	--	--	------	-------	-----	--------	-----	-----	-----	-----	--

## NV1500

V6 4.0L 3954cc	VQ40DE		7356 <sup>53</sup>	27356 <sup>70</sup>	47356	6213	26213	4479 <sup>79</sup>	224479 <sup>79</sup>	4234479 <sup>79</sup>	3
----------------	--------	--	--------------------	---------------------	-------	------	-------	--------------------	----------------------	-----------------------	---

## NV200

L4 2.0L 1997cc	MR20DE		1358 <sup>53</sup>	21358	41358	9225	29225	N/A <sup>61</sup>	N/A <sup>61</sup>	N/A <sup>61</sup>	
----------------	--------	--	--------------------	-------	-------	------	-------	-------------------	-------------------	-------------------	--

## NV2500

V6 4.0L 3954cc	VQ40DE		7356 <sup>53</sup>	27356 <sup>70</sup>	47356	6213	26213	4479 <sup>79</sup>	224479 <sup>79</sup>	4234479 <sup>79</sup>	3
----------------	--------	--	--------------------	---------------------	-------	------	-------	--------------------	----------------------	-----------------------	---

V8 5.6L 5552cc	VK56DE		7356 <sup>53</sup>	27356 <sup>70</sup>	47356	200680	N/A	4479 <sup>79</sup>	224479 <sup>79</sup>	4234479 <sup>79</sup>	2
----------------	--------	--	--------------------	---------------------	-------	--------	-----	--------------------	----------------------	-----------------------	---

N/A = Not Available N/R = Not Required N/S = Not Serviceable For cabin air locator chart, see pages 5-12 See pages 13-16 for footnotes

1) ProSelect - Normal Driving - Traditional Change Intervals 2) NAPA Gold - Severe Driving - OE Recommended intervals 3) NAPA Platinum - Harsh Driving - OE Recommend Intervals

N/A = Non disponible N/R = Non nécessaire N/S = Non réparable Voir le tableau des filtres et d'habitacle aux pages 5-12 Voir pages 13-16 pour des notes

1) NAPA ProSelect et Argent - Conduite normale - Intervalles normaux de remplacement 2) NAPA Or - Conduite difficile - Intervalles recommandés par FEO 3) NAPA Platine - Conduite très difficile - Intervalles recommandés par FEO

N/A = No disponible N/R = No requerido N/S = No Serviceable Para el aire de la cabina y tabla de localización de filtro, consulte las páginas 5-12 Ver las páginas 13-16 para las notas al pie de página

1) NAPA ProSelect y Plata - Manejo normal - Intervalos normales de cambio 2) NAPA Oro - Manejo difícil - Intervalos recomendados por el OEM 3) NAPA Platino - Manejo muy difícil - Intervalos recomendados por el OEM

Italicized Part Numbers May Not Be Available.

Las piezas con números en *italicas* pueden no estar disponibles.  
Les numéros de pièce en *italiques* peuvent ne pas être disponibles.



## Pass Car Light Truck - Oil - Air - Cabin

NISSAN 2018-2017

Year/Año/Année Model/Modelo/Modèle Engine/Motor/Moteur	Eng. Code Código de motor Code moteur	VIN NIV NIV	GOLD Oil Aceite Huile	ProSelect Oil Aceite Huile	Platinum Oil Aceite Huile	GOLD Air Aire Air	ProSelect Air Aire Air	GOLD Cabin Air Cabina Aire Cabine Air	ProSelect Cabin Air Cabina Aire Cabine Air	Platinum Cabin Air Cabina Aire Cabine Air	Loc. Cabin Air Cabina Aire Cabine Air
--	---	-------------------	--------------------------------	-------------------------------------	------------------------------------	----------------------------	---------------------------------	--	---	--	--

## NISSAN (Cont'd/Suite)

## 2018 (Cont'd/Suite)

## NV2500 HD

V6 4.0L		B	7356 <sup>53</sup>	27356 <sup>70</sup>	47356	6213	26213	4479 <sup>79</sup>	224479 <sup>79</sup>	4234479 <sup>79</sup>	
---------	--	---	--------------------	---------------------	-------	------	-------	--------------------	----------------------	-----------------------	--

## NV3500

V6 4.0L 3954cc	VQ40DE		7356 <sup>53</sup>	27356 <sup>70</sup>	47356	6213	26213	4479 <sup>79</sup>	224479 <sup>79</sup>	4234479 <sup>79</sup>	
V8 5.6L 5552cc	VK56DE		7356 <sup>53</sup>	27356 <sup>70</sup>	47356	200680	N/A	4479 <sup>79</sup>	224479 <sup>79</sup>	4234479 <sup>79</sup>	2

## NV3500 HD

V6 4.0L		B	7356 <sup>53</sup>	27356 <sup>70</sup>	47356	6213	26213	4479 <sup>79</sup>	224479 <sup>79</sup>	4234479 <sup>79</sup>	
V8 5.6L 5552cc	VK56DE		7356 <sup>53</sup>	27356 <sup>70</sup>	47356	200680	N/A	4479 <sup>79</sup>	224479 <sup>79</sup>	4234479 <sup>79</sup>	2

## PATHFINDER

V6 3.5L 3498cc	VQ35DE		1358 <sup>53</sup>	21358 <sup>70</sup>	41358	6116	26116	230013	2230013	4230013	2
----------------	--------	--	--------------------	---------------------	-------	------	-------	--------	---------	---------	---

## QASHQAI

L4 2.0L 1997cc			1358 <sup>53</sup>	21358	41358	200215	2200215	232100	N/A	N/A	
			1358 <sup>53</sup>	21358	41358	200215	2200215	232100	N/A	N/A	

## ROGUE

L4 2.0L Electric/Gas			1358 <sup>53</sup>	21358 <sup>70</sup>	41358	200215	2200215	230179	2230179	N/A	3
L4 2.5L 2500cc	QR25DE		1358 <sup>53</sup>	21358 <sup>70</sup>	41358	200215	2200215	230179	2230179	N/A	3

## Rogue Sport

L4 2.0L 1997cc			1358 <sup>53</sup>	21358 <sup>70</sup>	41358	200215	2200215	230179	2230179	N/A	3
----------------	--	--	--------------------	---------------------	-------	--------	---------	--------	---------	-----	---

## SENTRA

L4 1.6L 1618cc Turbo			1358 <sup>53</sup>	21358 <sup>70</sup>	41358	6044	26044	4012	224012	N/A	
L4 1.8L 1798cc	MRA8DE		1358 <sup>53</sup>	21358 <sup>70</sup>	41358	6044	26044	4012	224012	N/A	

## TIIDA

L4 1.8L 1798cc (Mex.)	MR18DE		1358 <sup>53</sup>	21358	41358	9225	29225	4829	224829	N/A	
-----------------------	--------	--	--------------------	-------	-------	------	-------	------	--------	-----	--

## TITAN

V8 5.6L 5552cc	VK56DE		7356 <sup>53</sup>	27356 <sup>70</sup>	47356	201040	2201040	4479	224479	4234479	2
----------------	--------	--	--------------------	---------------------	-------	--------	---------	------	--------	---------	---

## TITAN XD

V8 5.0L Turbo Diesel			100242	N/A	N/A	200437	N/A	4479 <sup>79</sup>	224479 <sup>79</sup>	4234479 <sup>79</sup>	
V8 5.6L 5552cc			7356 <sup>53</sup>	27356 <sup>70</sup>	47356	200680	N/A	4479	224479	4234479	

## VERSA

L4 1.6L 1598cc	HR16DE		1358 <sup>53</sup>	21358 <sup>70</sup>	41358	9038	29038	230277	2230277	N/A	3
----------------	--------	--	--------------------	---------------------	-------	------	-------	--------	---------	-----	---

## VERSA NOTE

L4 1.6L 1598cc	HR16DE		1358 <sup>53</sup>	21358 <sup>70</sup>	41358	9038	29038	230277	2230277	N/A	3
----------------	--------	--	--------------------	---------------------	-------	------	-------	--------	---------	-----	---

## 2017

## 370Z

V6 3.7L 3696cc	VQ37VHR	A	1358 <sup>53</sup>	21358 <sup>70</sup>	41358	9362(2)	N/A	4099	N/A	N/A	
----------------	---------	---	--------------------	---------------------	-------	---------	-----	------	-----	-----	--

## ALTIMA

L4 2.5L 2500cc		A	1358 <sup>53</sup>	21358 <sup>70</sup>	41358	9073	29073	230013	2230013	4230013	3
V6 3.5L 3498cc	VQ35DE	B	1358 <sup>53</sup>	21358 <sup>70</sup>	41358	6116	26116	230013	2230013	4230013	3

## ARMADA

V8 5.6L 5552cc	VK56DE		7356 <sup>53</sup>	27356 <sup>70</sup>	47356	200298	2200298	4854	224854	N/A	2
----------------	--------	--	--------------------	---------------------	-------	--------	---------	------	--------	-----	---

## FRONTIER

L4 2.5L 2500cc	QR25DE		1358 <sup>53</sup>	21358 <sup>70</sup>	41358	6916	26916	4683	224683	4234683	3
V6 4.0L 3954cc	VQ40DE		7356 <sup>53</sup>	27356 <sup>70</sup>	47356	6213	26213	4683	224683	4234683	3

## GT-R

V6 3.8L 3799cc Turbo	VR38DETT		7356 <sup>53</sup>	27356 <sup>70</sup>	47356	N/A	N/A	4479 <sup>79</sup>	224479 <sup>79</sup>	4234479 <sup>79</sup>	3
			7356 <sup>53</sup>	27356 <sup>70</sup>	47356	N/A	N/A	4479 <sup>79</sup>	224479 <sup>79</sup>	4234479 <sup>79</sup>	3

## JUKE

L4 1.6L 1618cc Turbo	MR16DDT		1358 <sup>53</sup>	21358 <sup>70</sup>	41358	6044	26044	4012	224012	N/A	3
----------------------	---------	--	--------------------	---------------------	-------	------	-------	------	--------	-----	---

## KICKS

L4 1.6L 1598cc (Mex.)	HR16DE		7356 <sup>53</sup>	27356 <sup>70</sup>	47356	200908	2200908	N/S	N/S	N/A	
-----------------------	--------	--	--------------------	---------------------	-------	--------	---------	-----	-----	-----	--

N/A = Not Available N/R = Not Required N/S = Not Servicable For cabin air locator chart, see pages 5-12 See pages 13-16 for footnotes

1) ProSelect - Normal Driving - Traditional Change Intervals 2) NAPA Gold - Severe Driving - OE Recommended intervals 3) NAPA Platinum - Harsh Driving - OE Recommend Intervals

N/A = Non disponible N/R = Non nécessaire N/S = Non réparable Voir le tableau des filtres et d'habitacle aux pages 5-12 Voir pages 13-16 pour des notes

1) NAPA ProSelect et Argent - Conduite normale - Intervalles normaux de remplacement 2) NAPA Or - Conduite difficile - Intervalles recommandés par FEO 3) NAPA Platine - Conduite très difficile - Intervalles recommandés par FEO

N/A = No disponible N/R = No requerido N/S = No Servicable Para el aire de la cabina y tabla de localización de filtro, consulte las páginas 5-12 Ver las páginas 13-16 para las notas al pie de página

1) NAPA ProSelect y Plata - Manejo normal - Intervalles normales de cambio 2) NAPA Oro - Manejo difícil - Intervalles recomendados por el OEM 3) NAPA Platino - Manejo muy difícil - Intervalles recomendados por el OEM

*Italicized Part Numbers May Not Be Available.*

Las piezas con números en *italicas* pueden no estar disponibles.

Les numéros de pièce en *italiques* peuvent ne pas être disponibles.

P  
a  
s  
s  
C  
a  
r  
L  
i  
g  
h  
t  
T  
r  
u  
c  
k  
O  
i  
l  
-  
A  
i  
r  
-  
C  
a  
b  
i  
n



NISSAN 2017

## Pass Car Light Truck - Oil - Air - Cabin

Year/Año/Année Model/Modelo/Modele Engine/Motor/Moteur	Eng. Code Código de motor Code moteur	VIN NIV NIV	GOLD Oil Aceite Huile	ProSelect Oil Aceite Huile	Platinum Oil Aceite Huile	GOLD Air Aire Air	ProSelect Air Aire Air	GOLD Cabin Air Cabina Aire Cabine Air	ProSelect Cabin Air Cabina Aire Cabine Air	Platinum Cabin Air Cabina Aire Cabine Air	Loc. Cabin Air Cabina Aire Cabine Air
--	---	-------------------	--------------------------------	-------------------------------------	------------------------------------	----------------------------	---------------------------------	--	---	--	--

## NISSAN (Cont'd/Suite)

## 2017 (Cont'd/Suite)

## LEAF

Electric Electric	EM57		N/R	N/R	N/R	N/R	N/R	4012	224012	N/A	3
-------------------	------	--	-----	-----	-----	-----	-----	------	--------	-----	---

## MARCH

L4 1.6L 1598cc (Mex.)	HR16DE		1358 <sup>53</sup>	21358 <sup>70</sup>	41358			N/A	N/A	N/A	
-----------------------	--------	--	--------------------	---------------------	-------	--	--	-----	-----	-----	--

## MAXIMA

V6 3.5L 3498cc	VQ35DE	B	1358 <sup>53</sup>	21358 <sup>70</sup>	41358	6116	26116	230013	2230013	4230013	3
----------------	--------	---	--------------------	---------------------	-------	------	-------	--------	---------	---------	---

## MICRA

1.2i 12V			1358 <sup>53</sup>	21358 <sup>70</sup>	41358			N/A	N/A	N/A	
1.2i 12V (Mex.)			1358 <sup>53</sup>	21358 <sup>70</sup>	41358			N/A	N/A	N/A	
L4 1.6L 1598cc	HR16DE		1365 <sup>53</sup>	21365	41365	9038	29038	230277	2230277	N/A	
			1365 <sup>53</sup>	21365	41365	9038	29038	230277	2230277	N/A	

## MURANO

V6 3.5L 3498cc	VQ35DE	A	1358 <sup>53</sup>	21358 <sup>70</sup>	41358	6116	26116	230013	2230013	4230013	6
----------------	--------	---	--------------------	---------------------	-------	------	-------	--------	---------	---------	---

## NP300

L4 2.5L 2488cc (Mex.)	QR25DE		1358 <sup>53</sup>	21358 <sup>70</sup>	41358	N/A	N/A	N/A	N/A	N/A	
-----------------------	--------	--	--------------------	---------------------	-------	-----	-----	-----	-----	-----	--

## NV1500

V6 4.0L 3954cc	VQ40DE		7356 <sup>53</sup>	27356 <sup>70</sup>	47356	6213	26213	4479 <sup>79</sup>	224479 <sup>79</sup>	4234479 <sup>79</sup>	3
----------------	--------	--	--------------------	---------------------	-------	------	-------	--------------------	----------------------	-----------------------	---

## NV200

L4 2.0L 1997cc	MR20DE		1358 <sup>53</sup>	21358	41358	9225	29225	N/A <sup>61</sup>	N/A <sup>61</sup>	N/A <sup>61</sup>	
----------------	--------	--	--------------------	-------	-------	------	-------	-------------------	-------------------	-------------------	--

## NV2500

V6 4.0L 3954cc	VQ40DE		7356 <sup>53</sup>	27356 <sup>70</sup>	47356	6213	26213	4479 <sup>79</sup>	224479 <sup>79</sup>	4234479 <sup>79</sup>	3
V8 5.6L 5552cc	VK56DE		7356 <sup>53</sup>	27356 <sup>70</sup>	47356	200680	N/A	4479 <sup>79</sup>	224479 <sup>79</sup>	4234479 <sup>79</sup>	2

## NV3500

V6 4.0L 3954cc	VQ40DE	B	7356 <sup>53</sup>	27356 <sup>70</sup>	47356	6213	26213	4479 <sup>79</sup>	224479 <sup>79</sup>	4234479 <sup>79</sup>	2
V8 5.6L 5552cc	VK56DE		7356 <sup>53</sup>	27356 <sup>70</sup>	47356	200680 6213	N/A 26213	4479 <sup>79</sup>	224479 <sup>79</sup>	4234479 <sup>79</sup>	2

## PATHFINDER

V6 3.5L 3498cc	VQ35DE		1358 <sup>53</sup>	21358 <sup>70</sup>	41358	6116	26116	230013	2230013	4230013	2
----------------	--------	--	--------------------	---------------------	-------	------	-------	--------	---------	---------	---

## QASHQAI

L4 2.0L 1997cc			1358 <sup>53</sup>	21358	41358	200215	2200215	232100	N/A	N/A	
			1358 <sup>53</sup>	21358	41358	200215	2200215	232100	N/A	N/A	

## QUEST

V6 3.5L 3498cc	VQ35DE		1358 <sup>53</sup>	21358 <sup>70</sup>	41358	6116	26116	4400	224400	4234400	6
----------------	--------	--	--------------------	---------------------	-------	------	-------	------	--------	---------	---

## ROGUE

L4 2.0L Electric/Gas			1358 <sup>53</sup>	21358 <sup>70</sup>	41358	200215	2200215	230179	2230179	N/A	3
L4 2.5L 2500cc	QR25DE		1358 <sup>53</sup>	21358 <sup>70</sup>	41358	200215	2200215	230179	2230179	N/A	3

## Rogue Sport

L4 2.0L 1997cc			1358 <sup>53</sup>	21358 <sup>70</sup>	41358	200215	2200215	230179	2230179	N/A	3
----------------	--	--	--------------------	---------------------	-------	--------	---------	--------	---------	-----	---

## SENTRA

L4 1.6L 1618cc Turbo			1358 <sup>53</sup>	21358 <sup>70</sup>	41358	6044	26044	4012	224012	N/A	
L4 1.8L 1798cc	MRA8DE		1358 <sup>53</sup>	21358 <sup>70</sup>	41358	6044	26044	4012	224012	N/A	

## TIIDA

L4 1.8L 1798cc (Mex.)	MR18DE		1358 <sup>53</sup>	21358	41358	9225	29225	4829	224829	N/A	
-----------------------	--------	--	--------------------	-------	-------	------	-------	------	--------	-----	--

## TITAN

V8 5.6L 5552cc	VK56DE	A,B	7356 <sup>53</sup>	27356 <sup>70</sup>	47356	201040	2201040	4479	224479	4234479	2
----------------	--------	-----	--------------------	---------------------	-------	--------	---------	------	--------	---------	---

## TITAN XD

V8 5.0L Turbo Diesel			100242	N/A	N/A	200437	N/A	4479 <sup>79</sup>	224479 <sup>79</sup>	4234479 <sup>79</sup>	
V8 5.6L 5552cc			7356 <sup>53</sup>	27356 <sup>70</sup>	47356	200680	N/A	4479	224479	4234479	

## TSURU

L4 1.6L 1597cc (Mex.)			1361	21361	N/A			N/A	N/A	N/A	
-----------------------	--	--	------	-------	-----	--	--	-----	-----	-----	--

N/A = Not Available N/R = Not Required N/S = Not Servicable For cabin air locator chart, see pages 5-12 See pages 13-16 for footnotes

1) ProSelect - Normal Driving - Traditional Change Intervals 2) NAPA Gold - Severe Driving - OE Recommended Intervals 3) NAPA Platinum - Harsh Driving - OE Recommend Intervals

1) N/A = Non disponible N/R = Non nécessaire N/S = Non réparable Voir le tableau des filtres et d'habitacle aux pages 5-12 Voir pages 13-16 pour des notes

1) NAPA ProSelect et Argent - Conduite normale - Intervalles normaux de remplacement 2) NAPA Or - Conduite difficile - Intervalles recommandés par FEO 3) NAPA Platine - Conduite très difficile - Intervalles recommandés par FEO

N/A = No disponible N/R = No requerido N/S = No Servicable Para el aire de la cabina y tabla de localización de filtro, consulte las páginas 5-12 Ver las páginas 13-16 para las notas al pie de página

1) NAPA ProSelect y Plata - Manejo normal - Intervalos normales de cambio 2) NAPA Oro - Manejo difícil - Intervalos recomendados por el OEM 3) NAPA Platino - Manejo muy difícil - Intervalos recomendados por el OEM

*Italicized Part Numbers May Not Be Available.*

Las piezas con números en *italicas* pueden no estar disponibles.  
Les numéros de pièce en *italiques* peuvent ne pas être disponibles.



## Pass Car Light Truck - Oil - Air - Cabin

NISSAN 2017-2016

Year/Año/Année Model/Modelo/Modèle Engine/Motor/Moteur	Eng. Code Código de motor Code moteur	VIN NIV NIV	GOLD Oil Aceite Huile	ProSelect Oil Aceite Huile	Platinum Oil Aceite Huile	GOLD Air Aire Air	ProSelect Air Aire Air	GOLD Cabin Air Cabina Aire Cabine Air	ProSelect Cabin Air Cabina Aire Cabine Air	Platinum Cabin Air Cabina Aire Cabine Air	Loc. Cabin Air Cabina Aire Cabine Air
--	---	-------------------	--------------------------------	-------------------------------------	------------------------------------	----------------------------	---------------------------------	--	---	--	--

## NISSAN (Cont'd/Suite)

## 2017 (Cont'd/Suite)

## VERSA

L4 1.6L 1598cc	HR16DE		1358 <sup>53</sup>	21358 <sup>70</sup>	41358	9038	29038	230277	2230277	N/A	3
----------------	--------	--	--------------------	---------------------	-------	------	-------	--------	---------	-----	---

## VERSA NOTE

L4 1.6L 1598cc	HR16DE		1358 <sup>53</sup>	21358 <sup>70</sup>	41358	9038	29038	230277	2230277	N/A	3
----------------	--------	--	--------------------	---------------------	-------	------	-------	--------	---------	-----	---

## X-TRAIL

L4 2.5L 2488cc (Mex.)	QR25DE		1358 <sup>53</sup>	21358	41358	200215	2200215	N/A	N/A	N/A	
-----------------------	--------	--	--------------------	-------	-------	--------	---------	-----	-----	-----	--

## 2016

## 370Z

V6 3.7L 3696cc	VQ37VHR	A	1358 <sup>53</sup>	21358 <sup>70</sup>	41358	9362(2)	N/A	4099	N/A	N/A	
----------------	---------	---	--------------------	---------------------	-------	---------	-----	------	-----	-----	--

## ALTIMA

L4 2.5L 2500cc		A	1358 <sup>53</sup>	21358 <sup>70</sup>	41358	9073	29073	230013	2230013	4230013	3
----------------	--	---	--------------------	---------------------	-------	------	-------	--------	---------	---------	---

V6 3.5L 3498cc	VQ35DE	B	1358 <sup>53</sup>	21358 <sup>70</sup>	41358	6116	26116	230013	2230013	4230013	3
----------------	--------	---	--------------------	---------------------	-------	------	-------	--------	---------	---------	---

## CABSTAR

L4 2.5L (Mex.)			1521	21521	N/A	N/S	N/S	N/S	N/S	N/A	
----------------	--	--	------	-------	-----	-----	-----	-----	-----	-----	--

## FRONTIER

L4 2.5L 2500cc	QR25DE		1358 <sup>53</sup>	21358 <sup>70</sup>	41358	6916	26916	4683	224683	4234683	3
----------------	--------	--	--------------------	---------------------	-------	------	-------	------	--------	---------	---

V6 4.0L 3954cc	VQ40DE		7356 <sup>53</sup>	27356 <sup>70</sup>	47356	6213	26213	4683	224683	4234683	3
----------------	--------	--	--------------------	---------------------	-------	------	-------	------	--------	---------	---

## GT-R

V6 3.8L 3799cc Turbo	VR38DETT	A	7356 <sup>53</sup>	27356 <sup>70</sup>	47356	N/A	N/A	4479 <sup>79</sup>	224479 <sup>79</sup>	4234479 <sup>79</sup>	3
----------------------	----------	---	--------------------	---------------------	-------	-----	-----	--------------------	----------------------	-----------------------	---

## JUKE

L4 1.6L 1618cc Turbo	MR16DDT		1358 <sup>53</sup>	21358 <sup>70</sup>	41358	6044	26044	4012	224012	N/A	3
----------------------	---------	--	--------------------	---------------------	-------	------	-------	------	--------	-----	---

## LEAF

Electric Electric	EM57		N/R	N/R	N/R	N/R	N/R	4012	224012	N/A	3
-------------------	------	--	-----	-----	-----	-----	-----	------	--------	-----	---

## MARCH

L4 1.6L 1598cc (Mex.)	HR16DE		1358 <sup>53</sup>	21358 <sup>70</sup>	41358			N/A	N/A	N/A	
-----------------------	--------	--	--------------------	---------------------	-------	--	--	-----	-----	-----	--

## MAXIMA

V6 3.5L 3498cc	VQ35DE	B	1358 <sup>53</sup>	21358 <sup>70</sup>	41358	6116	26116	230013	2230013	4230013	3
----------------	--------	---	--------------------	---------------------	-------	------	-------	--------	---------	---------	---

## MICRA

1.2i 12V			1358 <sup>53</sup>	21358 <sup>70</sup>	41358			N/A	N/A	N/A	
----------	--	--	--------------------	---------------------	-------	--	--	-----	-----	-----	--

1.2i 12V (Mex.)			1358 <sup>53</sup>	21358 <sup>70</sup>	41358			N/A	N/A	N/A	
-----------------	--	--	--------------------	---------------------	-------	--	--	-----	-----	-----	--

L4 1.6L 1598cc	HR16DE		1358 <sup>53</sup>	21358	41358	9038	29038	N/A	N/A	N/A	
----------------	--------	--	--------------------	-------	-------	------	-------	-----	-----	-----	--

## MURANO

V6 3.5L 3498cc	VQ35DE	A	1358 <sup>53</sup>	21358 <sup>70</sup>	41358	6116	26116	230013	2230013	4230013	6
----------------	--------	---	--------------------	---------------------	-------	------	-------	--------	---------	---------	---

## MURANO Hybrid

L4 2.5L 2500CC 153CID Super Charged Electric/Gas	QR25DE		1358 <sup>53</sup>	21358	41358	200267	N/A	230013	2230013	4230013	
---	--------	--	--------------------	-------	-------	--------	-----	--------	---------	---------	--

## NOTE

L4 1.6L 1598cc (Mex.)			1358 <sup>53</sup>	21358	41358	9038	29038	N/A	N/A	N/A	
-----------------------	--	--	--------------------	-------	-------	------	-------	-----	-----	-----	--

## NP300

L4 2.5L 2488cc (Mex.)	QR25DE		1358 <sup>53</sup>	21358 <sup>70</sup>	41358	N/A	N/A	N/A	N/A	N/A	
-----------------------	--------	--	--------------------	---------------------	-------	-----	-----	-----	-----	-----	--

L4 2.5L 2488cc Turbo Diesel (Mex.)	YD25DDTI		1358 <sup>53</sup>	21358 <sup>70</sup>	41358	9175	29175	N/S	N/S	N/A	
------------------------------------	----------	--	--------------------	---------------------	-------	------	-------	-----	-----	-----	--

## NV1500

V6 4.0L 3954cc	VQ40DE		7356 <sup>53</sup>	27356 <sup>70</sup>	47356	6213	26213	4479 <sup>79</sup>	224479 <sup>79</sup>	4234479 <sup>79</sup>	3
----------------	--------	--	--------------------	---------------------	-------	------	-------	--------------------	----------------------	-----------------------	---

## NV200

L4 2.0L 1997cc	MR20DE		1358 <sup>53</sup>	21358	41358	9225	29225	N/R	N/R	N/R	
----------------	--------	--	--------------------	-------	-------	------	-------	-----	-----	-----	--

## NV2500

V6 4.0L 3954cc	VQ40DE		7356 <sup>53</sup>	27356 <sup>70</sup>	47356	6213	26213	4479 <sup>79</sup>	224479 <sup>79</sup>	4234479 <sup>79</sup>	3
----------------	--------	--	--------------------	---------------------	-------	------	-------	--------------------	----------------------	-----------------------	---

V8 5.6L 5552cc	VK56DE		7356 <sup>53</sup>	27356 <sup>70</sup>	47356	6213	26213	4479 <sup>79</sup>	224479 <sup>79</sup>	4234479 <sup>79</sup>	2
----------------	--------	--	--------------------	---------------------	-------	------	-------	--------------------	----------------------	-----------------------	---

N/A = Not Available N/R = Not Required N/S = Not Servicable For cabin air locator chart, see pages 5-12 See pages 13-16 for footnotes

1) ProSelect - Normal Driving - Traditional Change Intervals 2) NAPA Gold - Severe Driving - OE Recommended intervals 3) NAPA Platinum - Harsh Driving - OE Recommend Intervals

N/A = Non disponible N/R = Non nécessaire N/S = Non réparable Voir le tableau des filtres et d'habitacle aux pages 5-12 Voir pages 13-16 pour des notes

1) NAPA ProSelect et Argent - Conduite normale - Intervalles normaux de remplacement 2) NAPA Or - Conduite difficile - Intervalles recommandés par FEO 3) NAPA Platine - Conduite très difficile - Intervalles recommandés par FEO

N/A = No disponible N/R = No requerido N/S = No Servicable Para el aire de la cabina y tabla de localización de filtro, consulte las páginas 5-12 Ver las páginas 13-16 para las notas al pie de página

1) NAPA ProSelect y Plata - Manejo normal - Intervalos normales de cambio 2) NAPA Oro - Manejo difícil - Intervalos recomendados por el OEM 3) NAPA Platino - Manejo muy difícil - Intervalos recomendados por el OEM

*Italicized Part Numbers May Not Be Available.*

Las piezas con números en *italicas* pueden no estar disponibles.

Les numéros de pièce en *italiques* peuvent ne pas être disponibles.

P  
a  
s  
s  
C  
a  
r  
L  
i  
g  
h  
t  
T  
r  
u  
c  
k  
O  
i  
l  
-  
A  
i  
r  
-  
C  
a  
b  
i  
n



NISSAN 2016-2015

Pass Car Light Truck - Oil - Air - Cabin

Year/Año/Année Model/Modelo/Modele Engine/Motor/Moteur	Eng. Code Código de motor Code moteur	VIN NIV NIV	GOLD Oil Aceite Huile	ProSelect Oil Aceite Huile	Platinum Oil Aceite Huile	GOLD Air Aire Air	ProSelect Air Aire Air	GOLD Cabin Air Cabina Aire Cabine Air	ProSelect Cabin Air Cabina Aire Cabine Air	Platinum Cabin Air Cabina Aire Cabine Air	Loc. Cabin Air Cabina Aire Cabine Air
--	---	-------------------	--------------------------------	-------------------------------------	------------------------------------	----------------------------	---------------------------------	--	---	--	--

## NISSAN (Cont'd/Suite)

## 2016 (Cont'd/Suite)

## NV350 URVAN

L4 2.5L (Mex.)			1521 Diesel 7356 <sup>53</sup> Gas	21521 Diesel 27356 <sup>70</sup> Gas	N/A Diesel 47356 Gas	2222	N/A	N/S	N/S	N/A	
----------------	--	--	---	---	-------------------------------	------	-----	-----	-----	-----	--

## NV3500

V6 4.0L 3954cc	VQ40DE	B	7356 <sup>53</sup>	27356 <sup>70</sup>	47356	6213	26213	4479 <sup>79</sup>	224479 <sup>79</sup>	4234479 <sup>79</sup>	
V8 5.6L 5552cc	VK56DE		7356 <sup>53</sup>	27356 <sup>70</sup>	47356	6213	26213	4479 <sup>79</sup>	224479 <sup>79</sup>	4234479 <sup>79</sup>	2

## PATHFINDER

V6 3.5L 3498cc	VQ35DE		1358 <sup>53</sup>	21358 <sup>70</sup>	41358	6116	26116	230013	2230013	4230013	2
----------------	--------	--	--------------------	---------------------	-------	------	-------	--------	---------	---------	---

## QUEST

V6 3.5L 3498cc	VQ35DE		1358 <sup>53</sup>	21358 <sup>70</sup>	41358	6116	26116	4400	224400	4234400	6
----------------	--------	--	--------------------	---------------------	-------	------	-------	------	--------	---------	---

## ROGUE

L4 2.5L 2500cc	QR25DE		1358 <sup>53</sup>	21358 <sup>70</sup>	41358	200215	2200215	230179	2230179	N/A	3
----------------	--------	--	--------------------	---------------------	-------	--------	---------	--------	---------	-----	---

## SENTRA

L4 1.8L 1798cc	MRA8DE		1358 <sup>53</sup>	21358 <sup>70</sup>	41358	6044	26044	4012	224012	N/A	
----------------	--------	--	--------------------	---------------------	-------	------	-------	------	--------	-----	--

## TIIDA

L4 1.8L 1798cc (Mex.)	MR18DE		1358 <sup>53</sup>	21358	41358	9225	29225	4829	224829	N/A	
-----------------------	--------	--	--------------------	-------	-------	------	-------	------	--------	-----	--

## TITAN XD

V8 5.0L Turbo Diesel			100242	N/A	N/A	200437	N/A	4479 <sup>79</sup>	224479 <sup>79</sup>	4234479 <sup>79</sup>	
V8 5.6L 5552cc			7356 <sup>53</sup>	27356	47356	200680	N/A	4479	224479	4234479	

## TSURU

L4 1.6L 1597cc (Mex.)			1361	21361	N/A	6044	26044	N/A	N/A	N/A	
-----------------------	--	--	------	-------	-----	------	-------	-----	-----	-----	--

## VERSA

L4 1.6L 1598cc	HR16DE		1358 <sup>53</sup>	21358 <sup>70</sup>	41358	9038	29038	230277	2230277	N/A	3
----------------	--------	--	--------------------	---------------------	-------	------	-------	--------	---------	-----	---

## VERSA NOTE

L4 1.6L 1598cc	HR16DE		1358 <sup>53</sup>	21358 <sup>70</sup>	41358	9038	29038	230277	2230277	N/A	3
----------------	--------	--	--------------------	---------------------	-------	------	-------	--------	---------	-----	---

## X-TRAIL

L4 2.5L 2488cc (Mex.)	QR25DE		1358 <sup>53</sup>	21358	41358	200215	2200215	N/A	N/A	N/A	
-----------------------	--------	--	--------------------	-------	-------	--------	---------	-----	-----	-----	--

## 2015

## 370Z

V6 3.7L 3696cc	VQ37VHR	A	1358 <sup>53</sup>	21358 <sup>70</sup>	41358	9362(2)	N/A	4099	N/A	N/A	
----------------	---------	---	--------------------	---------------------	-------	---------	-----	------	-----	-----	--

## ALTIMA

L4 2.5L 2500cc	QR25DE	A	1358 <sup>53</sup>	21358 <sup>70</sup>	41358	9073	29073	230013	2230013	4230013	3
V6 3.5L 3498cc	VQ35DE	B	1358 <sup>53</sup>	21358 <sup>70</sup>	41358	6116	26116	230013	2230013	4230013	3

## ARMADA

V8 5.6L 5552cc	VK56DE	A,B	7356 <sup>53</sup>	27356 <sup>70</sup>	47356	6213	26213	4854	224854	N/A	2
----------------	--------	-----	--------------------	---------------------	-------	------	-------	------	--------	-----	---

## CABSTAR

L4 2.5L (Mex.)			1521	21521	N/A	N/S	N/S	N/S	N/S	N/A	
----------------	--	--	------	-------	-----	-----	-----	-----	-----	-----	--

## FRONTIER

L4 2.5L 2500cc	QR25DE	B	1358 <sup>53</sup>	21358 <sup>70</sup>	41358	6916	26916	4683	224683	4234683	3
V6 4.0L 3954cc	VQ40DE	A	7356 <sup>53</sup>	27356 <sup>70</sup>	47356	6213	26213	4683	224683	4234683	3

## GT-R

V6 3.8L 3799cc Turbo	VR38DETT	A	7356 <sup>53</sup>	27356 <sup>70</sup>	47356	N/A	N/A	4479 <sup>79</sup>	224479 <sup>79</sup>	4234479 <sup>79</sup>	3
----------------------	----------	---	--------------------	---------------------	-------	-----	-----	--------------------	----------------------	-----------------------	---

## JUKE

L4 1.6L 1618cc Turbo	MR16DDT		1358 <sup>53</sup>	21358 <sup>70</sup>	41358	6044	26044	4012	224012	N/A	3
----------------------	---------	--	--------------------	---------------------	-------	------	-------	------	--------	-----	---

## LEAF

Electric Electric	EM57		N/R	N/R	N/R	N/R	N/R	4012	224012	N/A	3
-------------------	------	--	-----	-----	-----	-----	-----	------	--------	-----	---

## MARCH

L4 1.6L 1598cc (Mex.)	HR16DE		1358 <sup>53</sup>	21358 <sup>70</sup>	41358			N/A	N/A	N/A	
-----------------------	--------	--	--------------------	---------------------	-------	--	--	-----	-----	-----	--

N/A = Not Available N/R = Not Required N/S = Not Servicable For cabin air locator chart, see pages 5-12 See pages 13-16 for footnotes

1) ProSelect - Normal Driving - Traditional Change Intervals 2) NAPA Gold - Severe Driving - OE Recommended Intervals 3) NAPA Platinum - Harsh Driving - OE Recommend Intervals

N/A = Non disponible N/R = Non nécessaire N/S = Non réparable Voir le tableau des filtres et d'habitacle aux pages 5-12 Voir pages 13-16 pour des notes

1) NAPA ProSelect et Argent - Conduite normale - Intervalles normaux de remplacement 2) NAPA Or - Conduite difficile - Intervalles recommandés par FEO 3) NAPA Platine - Conduite très difficile - Intervalles recommandés par FEO

N/A = No disponible N/R = No requerido N/S = No Servicable Para el aire de la cabina y tabla de localización de filtro, consulte las páginas 5-12 Ver las páginas 13-16 para las notas al pie de página

1) NAPA ProSelect y Plata - Manejo normal - Intervalos normales de cambio 2) NAPA Oro - Manejo difícil - Intervalos recomendados por el OEM 3) NAPA Platino - Manejo muy difícil - Intervalos recomendados por el OEM

Italicized Part Numbers May Not Be Available.

Las piezas con números en *italicas* pueden no estar disponibles.  
Les numéros de pièce en *italiques* peuvent ne pas être disponibles.



Pass Car Light Truck - Oil - Air - Cabin

NISSAN 2015

Year/Año/Année Model/Modelo/Modèle Engine/Motor/Moteur	Eng. Code Código de motor Code moteur	VIN NIV NIV	GOLD Oil Aceite Huile	ProSelect Oil Aceite Huile	Platinum Oil Aceite Huile	GOLD Air Aire Air	ProSelect Air Aire Air	GOLD Cabin Air Cabina Aire Cabine Air	ProSelect Cabin Air Cabina Aire Cabine Air	Platinum Cabin Air Cabina Aire Cabine Air	Loc. Cabin Air Cabina Aire Cabine Air
--	---	-------------------	--------------------------------	-------------------------------------	------------------------------------	----------------------------	---------------------------------	--	---	--	--

NISSAN (Cont'd/Suite)

**2015** (Cont'd/Suite)

**MAXIMA**

V6 3.5 L (Mex.)			1358	21358	41358	6116	26116	4400	224400	4234400	
-----------------	--	--	------	-------	-------	------	-------	------	--------	---------	--

**MICRA**

1.2i 12V			1358 <sup>53</sup>	21358 <sup>70</sup>	41358			N/A	N/A	N/A	
1.2i 12V (Mex.)			1358 <sup>53</sup>	21358 <sup>70</sup>	41358			N/A	N/A	N/A	
L4 1.6L 1598cc	HR16DE		1358 <sup>53</sup>	21358	41358	9038	29038	N/A	N/A	N/A	

**MURANO**

V6 3.5L 3498cc	VQ35DE	A	1358 <sup>53</sup>	21358 <sup>70</sup>	41358	6116	26116	4400	224400	4234400	6
----------------	--------	---	--------------------	---------------------	-------	------	-------	------	--------	---------	---

**NOTE**

L4 1.6L 1598cc (Mex.)			1358 <sup>53</sup>	21358	41358	9038	29038	N/A	N/A	N/A	
-----------------------	--	--	--------------------	-------	-------	------	-------	-----	-----	-----	--

**NP300**

L4 2.4L (KA24DEN) (Mex.)			7356 <sup>53</sup>	27356 <sup>70</sup>	47356	6027	26027	N/A	N/A	N/A	
L4 2.5L 2488cc Turbo Diesel (Mex.)	YD25DDTI		1358 <sup>53</sup>	21358 <sup>70</sup>	41358	6027	26027	N/S	N/S	N/A	

**NV1500**

V6 4.0L 3954cc	VQ40DE		7356 <sup>53</sup>	27356 <sup>70</sup>	47356	6213	26213	4479 <sup>79</sup>	224479 <sup>79</sup>	4234479 <sup>79</sup>	3
----------------	--------	--	--------------------	---------------------	-------	------	-------	--------------------	----------------------	-----------------------	---

**NV200**

L4 2.0L 1997cc	MR20DE	C	1358 <sup>53</sup>	21358	41358	9225	29225	N/R	N/R	N/R	
----------------	--------	---	--------------------	-------	-------	------	-------	-----	-----	-----	--

**NV2500**

V6 4.0L 3954cc	VQ40DE	B	7356 <sup>53</sup>	27356 <sup>70</sup>	47356	6213	26213	4479 <sup>79</sup>	224479 <sup>79</sup>	4234479 <sup>79</sup>	3
V8 5.6L 5552cc	VK56DE	A	7356 <sup>53</sup>	27356 <sup>70</sup>	47356	6213	26213	4479 <sup>79</sup>	224479 <sup>79</sup>	4234479 <sup>79</sup>	2

**NV350 URVAN**

L4 2.5L 2488cc (Mex.)	QR25DE		7356 <sup>53</sup>	27356 <sup>70</sup>	47356	2222	N/A	N/A	N/A	N/A	
L4 2.5L 2488cc Turbo Diesel (Mex.)	YD25DDTI		1307	21521	N/A	2222	N/A	N/A	N/A	N/A	

**NV3500**

V6 4.0L 3954cc	VQ40DE	B	7356 <sup>53</sup>	27356 <sup>70</sup>	47356	6213	26213	4479 <sup>79</sup>	224479 <sup>79</sup>	4234479 <sup>79</sup>	
V8 5.6L 5552cc	VK56DE	A	7356 <sup>53</sup>	27356 <sup>70</sup>	47356	6213	26213	4479 <sup>79</sup>	224479 <sup>79</sup>	4234479 <sup>79</sup>	2

**PATHFINDER**

L4 2.5L 2488CC Super Charged Electric/Gas	QR25DER	C	1358 <sup>53</sup>	21358 <sup>70</sup>	41358	200267	N/A	230013	2230013	4230013	2
V6 3.5L 3498cc	VQ35DE	A	1358 <sup>53</sup>	21358 <sup>70</sup>	41358	6116	26116	230013	2230013	4230013	2

**QUEST**

V6 3.5L 3498cc	VQ35DE	A	1358 <sup>53</sup>	21358 <sup>70</sup>	41358	6116	26116	4400	224400	4234400	6
----------------	--------	---	--------------------	---------------------	-------	------	-------	------	--------	---------	---

**ROGUE**

L4 2.5L 2500cc	QR25DE		1358 <sup>53</sup>	21358 <sup>70</sup>	41358	200215	2200215	230179	2230179	N/A	3
----------------	--------	--	--------------------	---------------------	-------	--------	---------	--------	---------	-----	---

**ROGUE SELECT**

L4 2.5L 2500cc	QR25DE		1358 <sup>53</sup>	21358 <sup>70</sup>	41358	6044	26044	230233	N/A	N/A	3
----------------	--------	--	--------------------	---------------------	-------	------	-------	--------	-----	-----	---

**SENTRA**

L4 1.8L 1798cc	MRA8DE		1358 <sup>53</sup>	21358 <sup>70</sup>	41358	6044	26044	4012	224012	N/A	
----------------	--------	--	--------------------	---------------------	-------	------	-------	------	--------	-----	--

**TIIDA**

L4 1.8L 1798cc (Mex.)	MR18DE		1358 <sup>53</sup>	21358	41358	9225	29225	4829	224829	N/A	
-----------------------	--------	--	--------------------	-------	-------	------	-------	------	--------	-----	--

**TITAN**

V8 5.6L 5552cc	VK56DE	A,B	7356 <sup>53</sup>	27356 <sup>70</sup>	47356	6213	26213	4854	224854	N/A	2
----------------	--------	-----	--------------------	---------------------	-------	------	-------	------	--------	-----	---

**TSURU**

L4 1.6L 1597cc (Mex.)			1361	21361	N/A	6044	26044	N/A	N/A	N/A	
-----------------------	--	--	------	-------	-----	------	-------	-----	-----	-----	--

**VERSA**

L4 1.6L 1598cc	HR16DE		1358 <sup>53</sup>	21358 <sup>70</sup>	41358	9038	29038	230277	2230277	N/A	3
----------------	--------	--	--------------------	---------------------	-------	------	-------	--------	---------	-----	---

**VERSA NOTE**

L4 1.6L 1598cc	HR16DE	C	1358 <sup>53</sup>	21358 <sup>70</sup>	41358	9038	29038	230277	2230277	N/A	3
----------------	--------	---	--------------------	---------------------	-------	------	-------	--------	---------	-----	---

**XTERRA**

V6 4.0L 3954cc	VQ40DE	A	7356 <sup>53</sup>	27356 <sup>70</sup>	47356	6213	26213	4683	224683	4234683	3
----------------	--------	---	--------------------	---------------------	-------	------	-------	------	--------	---------	---

N/A = Not Available N/R = Not Required N/S = Not Servicable For cabin air locator chart, see pages 5-12 See pages 13-16 for footnotes

1) ProSelect - Normal Driving - Traditional Change Intervals 2) NAPA Gold - Severe Driving - OE Recommended intervals 3) NAPA Platinum - Harsh Driving - OE Recommend Intervals

N/A = Non disponible N/R = Non nécessaire N/S = Non réparable Voir le tableau des filtres et d'habitacle aux pages 5-12 Voir pages 13-16 pour des notes

1) NAPA ProSelect et Argent - Conduite normale - Intervalles normaux de remplacement 2) NAPA Or - Conduite difficile - Intervalles recommandés par FEO 3) NAPA Platine - Conduite très difficile - Intervalles recommandés par FEO

N/A = No disponible N/R = No requerido N/S = No Servicable Para el aire de la cabina y tabla de localización de filtro, consulte las páginas 5-12 Ver las páginas 13-16 para las notas al pie de página

1) NAPA ProSelect y Plata - Manejo normal - Intervalles normales de cambio 2) NAPA Oro - Manejo difícil - Intervalles recomendados por el OEM 3) NAPA Platino - Manejo muy difícil - Intervalles recomendados por el OEM

*Italicized Part Numbers May Not Be Available.*

Las piezas con números en *italicas* pueden no estar disponibles.

Les numéros de pièce en *italiques* peuvent ne pas être disponibles.

P  
a  
s  
s  
C  
a  
r  
L  
i  
g  
h  
t  
T  
r  
u  
c  
k  
O  
i  
l  
-  
A  
i  
r  
-  
C  
a  
b  
i  
n





NISSAN 2015-2014

Pass Car Light Truck - Oil - Air - Cabin

Year/Año/Année Model/Modelo/Modele Engine/Motor/Moteur	Eng. Code Código de motor Code moteur	VIN NIV NIV	GOLD Oil Aceite Huile	ProSelect Oil Aceite Huile	Platinum Oil Aceite Huile	GOLD Air Aire Air	ProSelect Air Aire Air	GOLD Cabin Air Cabina Aire Cabine Air	ProSelect Cabin Air Cabina Aire Cabine Air	Platinum Cabin Air Cabina Aire Cabine Air	Loc. Cabin Air Cabina Aire Cabine Air
--	---	-------------------	--------------------------------	-------------------------------------	------------------------------------	----------------------------	---------------------------------	--	---	--	--

## NISSAN (Cont'd/Suite)

## 2015 (Cont'd/Suite)

## X-TRAIL

L4 2.5L 2488cc (Mex.)	QR25DE		1358 <sup>53</sup>	21358	41358	6044	26044	N/A	N/A	N/A	
-----------------------	--------	--	--------------------	-------	-------	------	-------	-----	-----	-----	--

## 2014

## 370Z

V6 3.7L 3696cc	VQ37VHR	A	1358 <sup>53</sup>	21358 <sup>70</sup>	41358	9362(2)	N/A	4099	N/A	N/A	
----------------	---------	---	--------------------	---------------------	-------	---------	-----	------	-----	-----	--

## ALTIMA

L4 2.5L 2500cc	QR25DE	A	1358 <sup>53</sup>	21358 <sup>70</sup>	41358	9073	29073	230013	2230013	4230013	3
V6 3.5L 3498cc	VQ35DE	B	1358 <sup>53</sup>	21358 <sup>70</sup>	41358	6116	26116	230013	2230013	4230013	3

## ARMADA

V8 5.6L 5552cc	VK56DE	A,B	7356 <sup>53</sup>	27356 <sup>70</sup>	47356	6213	26213	4854	224854	N/A	2
----------------	--------	-----	--------------------	---------------------	-------	------	-------	------	--------	-----	---

## CUBE

L4 1.8L 1798cc	MR18DE	B	1358 <sup>53</sup>	21358 <sup>70</sup>	41358	9225	29225	4012	224012	N/A	3
----------------	--------	---	--------------------	---------------------	-------	------	-------	------	--------	-----	---

## FRONTIER

L4 2.5L 2500cc	QR25DE	B	1358 <sup>53</sup>	21358 <sup>70</sup>	41358	6916	26916	4683	224683	4234683	3
V6 4.0L 3954cc	VQ40DE	A	7356 <sup>53</sup>	27356 <sup>70</sup>	47356	6213	26213	4683	224683	4234683	3

## GT-R

V6 3.8L 3799cc Turbo	VR38DETT	A	7356 <sup>53</sup>	27356 <sup>70</sup>	47356	N/A	N/A	4479 <sup>79</sup>	224479 <sup>79</sup>	4234479 <sup>79</sup>	3
----------------------	----------	---	--------------------	---------------------	-------	-----	-----	--------------------	----------------------	-----------------------	---

## JUKE

L4 1.6L 1618cc Turbo	MR16DDT		1358 <sup>53</sup>	21358 <sup>70</sup>	41358	6044	26044	4012	224012	N/A	3
----------------------	---------	--	--------------------	---------------------	-------	------	-------	------	--------	-----	---

## LEAF

Electric Electric	EM57		N/R	N/R	N/R	N/R	N/R	4012	224012	N/A	3
-------------------	------	--	-----	-----	-----	-----	-----	------	--------	-----	---

## MARCH

L4 1.6L 1598cc (Mex.)	HR16DE		1358 <sup>53</sup>	21358 <sup>70</sup>	41358			N/A	N/A	N/A	
-----------------------	--------	--	--------------------	---------------------	-------	--	--	-----	-----	-----	--

## MAXIMA

V6 3.5L 3498cc	VQ35DE	B	1358 <sup>53</sup>	21358 <sup>70</sup>	41358	6116	26116	4400	224400	4234400	3
----------------	--------	---	--------------------	---------------------	-------	------	-------	------	--------	---------	---

## MICRA

1.2i 12V			1358 <sup>53</sup>	21358 <sup>70</sup>	41358			N/A	N/A	N/A	
1.2i 12V (Mex.)			1358 <sup>53</sup>	21358 <sup>70</sup>	41358			N/A	N/A	N/A	

## MURANO

V6 3.5L 3498cc	VQ35DE	A	1358 <sup>53</sup>	21358 <sup>70</sup>	41358	6116	26116	4400	224400	4234400	6
----------------	--------	---	--------------------	---------------------	-------	------	-------	------	--------	---------	---

## MURANO Cross Cabriolet

V6 3.5L 3498cc	VQ35DE	A	1358 <sup>53</sup>	21358 <sup>70</sup>	41358	6116	26116	4400	224400	4234400	6
----------------	--------	---	--------------------	---------------------	-------	------	-------	------	--------	---------	---

## NOTE

L4 1.6L 1598cc (Mex.)			1358 <sup>53</sup>	21358	41358	9038	29038	N/A	N/A	N/A	
-----------------------	--	--	--------------------	-------	-------	------	-------	-----	-----	-----	--

## NP300

L4 2.4L (KA24DEN) (Mex.)			7356 <sup>53</sup>	27356 <sup>70</sup>	47356	6027	26027	N/A	N/A	N/A	
L4 2.5L 2488cc Turbo Diesel (Mex.)	YD25DDTI		1358 <sup>53</sup>	21358 <sup>70</sup>	41358	6027	26027	N/S	N/S	N/A	

## NV1500

V6 4.0L 3954cc	VQ40DE		7356 <sup>53</sup>	27356 <sup>70</sup>	47356	6213	26213	4479 <sup>79</sup>	224479 <sup>79</sup>	4234479 <sup>79</sup>	3
----------------	--------	--	--------------------	---------------------	-------	------	-------	--------------------	----------------------	-----------------------	---

## NV200

L4 2.0L 1997cc	MR20DE	C	1358 <sup>53</sup>	21358	41358	9225	29225	N/R	N/R	N/R	
----------------	--------	---	--------------------	-------	-------	------	-------	-----	-----	-----	--

## NV2500

V6 4.0L 3954cc	VQ40DE	B	7356 <sup>53</sup>	27356 <sup>70</sup>	47356	6213	26213	4479 <sup>79</sup>	224479 <sup>79</sup>	4234479 <sup>79</sup>	3
V8 5.6L 5552cc	VK56DE	A	7356 <sup>53</sup>	27356 <sup>70</sup>	47356	6213	26213	4479 <sup>79</sup>	224479 <sup>79</sup>	4234479 <sup>79</sup>	2

## NV350 URVAN

L4 2.5L 2488cc (Mex.)	QR25DE		7356 <sup>53</sup>	27356 <sup>70</sup>	47356	2222	N/A	N/A	N/A	N/A	
L4 2.5L 2488cc Turbo Diesel (Mex.)	YD25DDTI		1307	21521	N/A	2222	N/A	N/A	N/A	N/A	

## NV3500

V6 4.0L 3954cc	VQ40DE	B	7356 <sup>53</sup>	27356 <sup>70</sup>	47356	6213	26213	4479 <sup>79</sup>	224479 <sup>79</sup>	4234479 <sup>79</sup>	
V8 5.6L 5552cc	VK56DE	A	7356 <sup>53</sup>	27356 <sup>70</sup>	47356	6213	26213	4479 <sup>79</sup>	224479 <sup>79</sup>	4234479 <sup>79</sup>	2

N/A = Not Available N/R = Not Required N/S = Not Servicable For cabin air locator chart, see pages 5-12 See pages 13-16 for footnotes

1) ProSelect - Normal Driving - Traditional Change Intervals 2) NAPA Gold - Severe Driving - OE Recommended intervals 3) NAPA Platinum - Harsh Driving - OE Recommend Intervals

N/A = Non disponible N/R = Non nécessaire N/S = Non réparable Voir le tableau des filtres et d'habitacle aux pages 5-12 Voir pages 13-16 pour des notes

1) NAPA ProSelect et Argent - Conduite normale - Intervalles normaux de remplacement 2) NAPA Or - Conduite difficile - Intervalles recommandés par FEO 3) NAPA Platine - Conduite très difficile - Intervalles recommandés par FEO

N/A = No disponible N/R = No requerido N/S = No Servicable Para el aire de la cabina y tabla de localización de filtro, consulte las páginas 5-12 Ver las páginas 13-16 para las notas al pie de página

1) NAPA ProSelect y Plata - Manejo normal - Intervalos normales de cambio 2) NAPA Oro - Manejo difícil - Intervalos recomendados por el OEM 3) NAPA Platino - Manejo muy difícil - Intervalos recomendados por el OEM

Italicized Part Numbers May Not Be Available.

Las piezas con números en *italicas* pueden no estar disponibles.  
Les numéros de pièce en *italiques* peuvent ne pas être disponibles.



## Pass Car Light Truck - Oil - Air - Cabin

NISSAN 2014-2013

Year/Año/Année Model/Modelo/Modèle Engine/Motor/Moteur	Eng. Code Código de motor Code moteur	VIN NIV NIV	GOLD Oil Aceite Huile	ProSelect Oil Aceite Huile	Platinum Oil Aceite Huile	GOLD Air Aire Air	ProSelect Air Aire Air	GOLD Cabin Air Cabina Aire Cabine Air	ProSelect Cabin Air Cabina Aire Cabine Air	Platinum Cabin Air Cabina Aire Cabine Air	Loc. Cabin Air Cabina Aire Cabine Air
--	---	-------------------	--------------------------------	-------------------------------------	------------------------------------	----------------------------	---------------------------------	--	---	--	--

## NISSAN (Cont'd/Suite)

## 2014 (Cont'd/Suite)

## PATHFINDER

L4 2.5L 2488CC Super Charged Electric/Gas	QR25DER	C	1358 <sup>53</sup>	21358 <sup>70</sup>	41358	200267	N/A	230013	2230013	4230013	2
V6 3.5L 3498cc	VQ35DE	A	1358 <sup>53</sup>	21358 <sup>70</sup>	41358	6116	26116	230013	2230013	4230013	2

## PICK UP NP300

L4 2.5L 2488cc Turbo Diesel (Mex.)			1521	21521	N/A	209540	N/A	N/A	N/A	N/A	
------------------------------------	--	--	------	-------	-----	--------	-----	-----	-----	-----	--

## QUEST

V6 3.5L 3498cc	VQ35DE	A	1358 <sup>53</sup>	21358 <sup>70</sup>	41358	6116	26116	4400	224400	4234400	6
----------------	--------	---	--------------------	---------------------	-------	------	-------	------	--------	---------	---

## ROGUE

L4 2.5L 2500cc	QR25DE		1358 <sup>53</sup>	21358 <sup>70</sup>	41358	200215	2200215	230179	2230179	N/A	3
----------------	--------	--	--------------------	---------------------	-------	--------	---------	--------	---------	-----	---

## ROGUE SELECT

L4 2.5L 2500cc	QR25DE		1358 <sup>53</sup>	21358 <sup>70</sup>	41358	6044	26044	230233	N/A	N/A	3
----------------	--------	--	--------------------	---------------------	-------	------	-------	--------	-----	-----	---

## SENTRA

L4 1.8L 1798cc	MRA8DE		1358 <sup>53</sup>	21358 <sup>70</sup>	41358	6044	26044	4012	224012	N/A	
----------------	--------	--	--------------------	---------------------	-------	------	-------	------	--------	-----	--

## TIIDA

L4 1.8L 1798cc (Mex.)	MR18DE		1358 <sup>53</sup>	21358	41358	9225	29225	4829	224829	N/A	
-----------------------	--------	--	--------------------	-------	-------	------	-------	------	--------	-----	--

## TITAN

V8 5.6L 5552cc	VK56DE	A,B	7356 <sup>53</sup>	27356 <sup>70</sup>	47356	6213	26213	4854	224854	N/A	2
----------------	--------	-----	--------------------	---------------------	-------	------	-------	------	--------	-----	---

## TSURU

L4 1.6L 1597cc (Mex.)			1356	21356	41356	6044	26044	N/A	N/A	N/A	
-----------------------	--	--	------	-------	-------	------	-------	-----	-----	-----	--

## VERSA

L4 1.6L 1598cc	HR16DE	C	1358 <sup>53</sup>	21358 <sup>70</sup>	41358	9038	29038	230277	2230277	N/A	3
----------------	--------	---	--------------------	---------------------	-------	------	-------	--------	---------	-----	---

## VERSA NOTE

L4 1.6L 1598cc	HR16DE	C	1358 <sup>53</sup>	21358 <sup>70</sup>	41358	9038	29038	230277	2230277	N/A	3
----------------	--------	---	--------------------	---------------------	-------	------	-------	--------	---------	-----	---

## XTERRA

V6 4.0L 3954cc	VQ40DE	A	7356 <sup>53</sup>	27356 <sup>70</sup>	47356	6213	26213	4683	224683	4234683	3
----------------	--------	---	--------------------	---------------------	-------	------	-------	------	--------	---------	---

## X-TRAIL

L4 2.5L 2488cc (Mex.)	QR25DE		1358 <sup>53</sup>	21358	41358	200215	2200215	N/A	N/A	N/A	
-----------------------	--------	--	--------------------	-------	-------	--------	---------	-----	-----	-----	--

## 2013

## 370Z

V6 3.7L 3696cc	VQ37VHR	A	1358 <sup>53</sup>	21358 <sup>70</sup>	41358	9362	29362	4099	N/A	N/A	
----------------	---------	---	--------------------	---------------------	-------	------	-------	------	-----	-----	--

## ALTIMA

L4 2.5L 2500cc	QR25DE	A	1358 <sup>53</sup>	21358 <sup>70</sup>	41358	9073	29073	230013	2230013	4230013	3
V6 3.5L 3498cc	VQ35DE	B	1358 <sup>53</sup>	21358 <sup>70</sup>	41358	6116	26116	230013	2230013	4230013	3

## ALTIMA COUPE

L4 2.5L 2500cc	QR25DE	A	1358 <sup>53</sup>	21358 <sup>70</sup>	41358	9057	29057	4400	224400	4234400	3
----------------	--------	---	--------------------	---------------------	-------	------	-------	------	--------	---------	---

## ARMADA

V8 5.6L 5552cc	VK56DE	A,B	7356 <sup>53</sup>	27356 <sup>70</sup>	47356	6213	26213	4854	224854	N/A	2
----------------	--------	-----	--------------------	---------------------	-------	------	-------	------	--------	-----	---

## CUBE

L4 1.8L 1798cc	MR18DE	B	1358 <sup>53</sup>	21358 <sup>70</sup>	41358	9225	29225	4012	224012	N/A	3
----------------	--------	---	--------------------	---------------------	-------	------	-------	------	--------	-----	---

## FRONTIER

L4 2.5L 2500cc	QR25DE	B	1358 <sup>53</sup>	21358 <sup>70</sup>	41358	6916	26916	4683	224683	4234683	3
V6 4.0L 3954cc	VQ40DE	A	7356 <sup>53</sup>	27356 <sup>70</sup>	47356	6213	26213	4683	224683	4234683	3

## GT-R

V6 3.8L 3799cc Turbo	VR38DETT	A	7356 <sup>53</sup>	27356 <sup>70</sup>	47356	N/A	N/A	4479 <sup>79</sup>	224479 <sup>79</sup>	4234479 <sup>79</sup>	3
----------------------	----------	---	--------------------	---------------------	-------	-----	-----	--------------------	----------------------	-----------------------	---

## JUKE

L4 1.6L 1618cc Turbo	MR16DDT		1358 <sup>53</sup>	21358 <sup>70</sup>	41358	6044	26044	4012	224012	N/A	3
----------------------	---------	--	--------------------	---------------------	-------	------	-------	------	--------	-----	---

## LEAF

Electric Electric	EM61		N/R	N/R	N/R	N/R	N/R	4012	224012	N/A	3
-------------------	------	--	-----	-----	-----	-----	-----	------	--------	-----	---

N/A = Not Available N/R = Not Required N/S = Not Servicable For cabin air locator chart, see pages 5-12 See pages 13-16 for footnotes

1) ProSelect - Normal Driving - Traditional Change Intervals 2) NAPA Gold - Severe Driving - OE Recommended intervals 3) NAPA Platinum - Harsh Driving - OE Recommend Intervals

N/A = Non disponible N/R = Non nécessaire N/S = Non réparable Voir le tableau des filtres et d'habitacle aux pages 5-12 Voir pages 13-16 pour des notes

1) NAPA ProSelect et Argent - Conduite normale - Intervalles normaux de remplacement 2) NAPA Or - Conduite difficile - Intervalles recommandés par FEO 3) NAPA Platine - Conduite très difficile - Intervalles recommandés par FEO

N/A = No disponible N/R = No requerido N/S = No Servicable Para el aire de la cabina y tabla de localización de filtro, consulte las páginas 5-12 Ver las páginas 13-16 para las notas al pie de página

1) NAPA ProSelect y Plata - Manejo normal - Intervalles normales de cambio 2) NAPA Oro - Manejo difícil - Intervalles recomendados por el OEM 3) NAPA Platino - Manejo muy difícil - Intervalles recomendados por el OEM

*Italicized Part Numbers May Not Be Available.*

Las piezas con números en *italicas* pueden no estar disponibles.

Les numéros de pièce en *italiques* peuvent ne pas être disponibles.



NISSAN 2013

## Pass Car Light Truck - Oil - Air - Cabin

Year/Año/Année Model/Modelo/Modèle Engine/Motor/Moteur	Eng. Code Código de motor Code moteur	VIN NIV NIV	GOLD Oil Aceite Huile	ProSelect Oil Aceite Huile	Platinum Oil Aceite Huile	GOLD Air Aire Air	ProSelect Air Aire Air	GOLD Cabin Air Cabina Aire Cabine Air	ProSelect Cabin Air Cabina Aire Cabine Air	Platinum Cabin Air Cabina Aire Cabine Air	Loc. Cabin Air Cabina Aire Cabine Air
--	---	-------------------	--------------------------------	-------------------------------------	------------------------------------	----------------------------	---------------------------------	--	---	--	--

## NISSAN (Cont'd/Suite)

2013 (Cont'd/Suite)

## MARCH

L4 1.6L 1598cc (Mex.)	HR16DE		1358 <sup>53</sup>	21358	41358			N/A	N/A	N/A	
-----------------------	--------	--	--------------------	-------	-------	--	--	-----	-----	-----	--

## MAXIMA

V6 3.5L 3498cc	VQ35DE	B	1358 <sup>53</sup>	21358 <sup>70</sup>	41358	6116	26116	4400	224400	4234400	3
----------------	--------	---	--------------------	---------------------	-------	------	-------	------	--------	---------	---

## MICRA

1.2i 12V			1358 <sup>53</sup>	21358 <sup>70</sup>	41358			N/A	N/A	N/A	
1.2i 12V (Mex.)			1358 <sup>53</sup>	21358 <sup>70</sup>	41358			N/A	N/A	N/A	

## MURANO

V6 3.5L 3498cc	VQ35DE	A	1358 <sup>53</sup>	21358 <sup>70</sup>	41358	6116	26116	4400	224400	4234400	6
----------------	--------	---	--------------------	---------------------	-------	------	-------	------	--------	---------	---

## NP300

L4 2.4L (KA24DEN) (Mex.)			7356 <sup>53</sup>	27356 <sup>70</sup>	47356	6027	26027	N/A	N/A	N/A	
L4 2.5L 2488cc Turbo Diesel (Mex.)	YD25DDTI		107302	N/A	N/A	209540	N/A	N/S	N/S	N/A	

## NV1500

V6 4.0L 3954cc	VQ40DE		7356 <sup>53</sup>	27356 <sup>70</sup>	47356	6213	26213	4479 <sup>79</sup>	224479 <sup>79</sup>	4234479 <sup>79</sup>	3
----------------	--------	--	--------------------	---------------------	-------	------	-------	--------------------	----------------------	-----------------------	---

## NV200

L4 2.0L 1997cc	MR20DE		1358 <sup>53</sup>	21358	41358	9225	29225	N/R	N/R	N/R	
----------------	--------	--	--------------------	-------	-------	------	-------	-----	-----	-----	--

## NV2500

V6 4.0L 3954cc	VQ40DE		7356 <sup>53</sup>	27356 <sup>70</sup>	47356	6213	26213	4479 <sup>79</sup>	224479 <sup>79</sup>	4234479 <sup>79</sup>	3
V8 5.6L 5552cc	VK56DE		7356 <sup>53</sup>	27356 <sup>70</sup>	47356	6213	26213	4479 <sup>79</sup>	224479 <sup>79</sup>	4234479 <sup>79</sup>	2

## NV350 URVAN

L4 2.5L 2488cc (Mex.)	QR25DE		7356 <sup>53</sup>	27356 <sup>70</sup>	47356	2222	N/A	N/A	N/A	N/A	
L4 2.5L 2488cc Turbo Diesel (Mex.)	YD25DDTI		1307	21521	N/A	2222	N/A	N/A	N/A	N/A	

## NV3500

V6 4.0L 3954cc	VQ40DE		7356 <sup>53</sup>	27356 <sup>70</sup>	47356	6213	26213	4479 <sup>79</sup>	224479 <sup>79</sup>	4234479 <sup>79</sup>	
V8 5.6L 5552cc	VK56DE		7356 <sup>53</sup>	27356 <sup>70</sup>	47356	6213	26213	4479 <sup>79</sup>	224479 <sup>79</sup>	4234479 <sup>79</sup>	2

## PATHFINDER

V6 3.5L 3498cc	VQ35DE	A	1358 <sup>53</sup>	21358 <sup>70</sup>	41358	6116	26116	230013	2230013	4230013	2
----------------	--------	---	--------------------	---------------------	-------	------	-------	--------	---------	---------	---

## PICK UP NP300

L4 2.4L 2389cc (Mex.)			7356 <sup>53</sup>	27356 <sup>70</sup>	47356	6027	26027	N/A	N/A	N/A	
L4 2.5L 2488cc Turbo Diesel (Mex.)			107302	N/A	N/A	209540	N/A	N/A	N/A	N/A	

## QUEST

V6 3.5L 3498cc	VQ35DE	A	1358 <sup>53</sup>	21358 <sup>70</sup>	41358	6116	26116	4400	224400	4234400	6
----------------	--------	---	--------------------	---------------------	-------	------	-------	------	--------	---------	---

## ROGUE

L4 2.5L 2500cc	QR25DE	A	1358 <sup>53</sup>	21358 <sup>70</sup>	41358	6044	26044	9352	229352	4239352	3
----------------	--------	---	--------------------	---------------------	-------	------	-------	------	--------	---------	---

## SENTRA

L4 1.8L 1798cc	MRA8DE		1358 <sup>53</sup>	21358 <sup>70</sup>	41358	6044	26044	4012	224012	N/A	
----------------	--------	--	--------------------	---------------------	-------	------	-------	------	--------	-----	--

## TIIDA

L4 1.5L 1461cc Diesel (Mex.)	K9K		7207	N/A	N/A			4829	224829	N/A	
L4 1.6L 1598cc (Mex.)	HR16DE					9225	29225	4829	224829	N/A	
L4 1.8L 1798cc (Mex.)	MR18DE		1358 <sup>53</sup>	21358	41358	9225	29225	4829	224829	N/A	

## TITAN

V8 5.6L 5552cc	VK56DE	A,B	7356 <sup>53</sup>	27356 <sup>70</sup>	47356	6213	26213	4854	224854	N/A	2
----------------	--------	-----	--------------------	---------------------	-------	------	-------	------	--------	-----	---

## TSURU

L4 1.6L 1597cc (Mex.)			1356	21356	41356	6044	26044	N/A	N/A	N/A	
-----------------------	--	--	------	-------	-------	------	-------	-----	-----	-----	--

## URVAN

L4 2.5L 2500CC 153CID Super Charged Electrical/Gas (Mex.)	QR25DE		7356 <sup>53</sup>	27356 <sup>70</sup>	47356	2222	N/A	N/A	N/A	N/A	
L4 3.0L DDTI Diesel (Mex.)						2222	N/A	N/A	N/A	N/A	

## VERSA

L4 1.6L 1598cc	HR16DE		1358 <sup>53</sup>	21358 <sup>70</sup>	41358	9038	29038	4829	224829	N/A	3
----------------	--------	--	--------------------	---------------------	-------	------	-------	------	--------	-----	---

N/A = Not Available N/R = Not Required N/S = Not Servicable For cabin air locator chart, see pages 5-12 See pages 13-16 for footnotes

1) ProSelect - Normal Driving - Traditional Change Intervals 2) NAPA Gold - Severe Driving - OE Recommended intervals 3) NAPA Platinum - Harsh Driving - OE Recommend Intervals

N/A = Non disponible N/R = Non nécessaire N/S = Non réparable Voir le tableau des filtres et d'habitacle aux pages 5-12 Voir pages 13-16 pour des notes

1) NAPA ProSelect et Argent - Conduite normale - Intervalles normaux de remplacement 2) NAPA Or - Conduite difficile - Intervalles recommandés par FEO 3) NAPA Platine - Conduite très difficile - Intervalles recommandés par FEO

N/A = No disponible N/R = No requerido N/S = No Servicable Para el aire de la cabina y tabla de localización de filtro, consulte las páginas 5-12 Ver las páginas 13-16 para las notas al pie de página

1) NAPA ProSelect y Plata - Manejo normal - Intervalos normales de cambio 2) NAPA Oro - Manejo difícil - Intervalos recomendados por el OEM 3) NAPA Platino - Manejo muy difícil - Intervalos recomendados por el OEM

Italicized Part Numbers May Not Be Available.

Las piezas con números en *italicas* pueden no estar disponibles.  
Les numéros de pièce en *italiques* peuvent ne pas être disponibles.



## Pass Car Light Truck - Oil - Air - Cabin

NISSAN 2013-2012

Year/Año/Année Model/Modelo/Modèle Engine/Motor/Moteur	Eng. Code Código de motor Code moteur	VIN NIV NIV	GOLD Oil Aceite Huile	ProSelect Oil Aceite Huile	Platinum Oil Aceite Huile	GOLD Air Aire Air	ProSelect Air Aire Air	GOLD Cabin Air Cabina Aire Cabine Air	ProSelect Cabin Air Cabina Aire Cabine Air	Platinum Cabin Air Cabina Aire Cabine Air	Loc. Cabin Air Cabina Aire Cabine Air
--	---	-------------------	--------------------------------	-------------------------------------	------------------------------------	----------------------------	---------------------------------	--	---	--	--

## NISSAN (Cont'd/Suite)

## 2013 (Cont'd/Suite)

## VERSA (Cont'd/Suite)

L4 1.8L 1798cc	MR18DE	B	1358 <sup>53</sup>	21358 <sup>70</sup>	41358	9225	29225	4829	224829	N/A	3
<b>XTERRA</b>											
V6 4.0L 3954cc	VQ40DE	A	7356 <sup>53</sup>	27356 <sup>70</sup>	47356	6213	26213	4683	224683	4234683	3
<b>X-TRAIL</b>											
L4 2.5L 2488cc (Mex.)	QR25DE		7356 <sup>53</sup>	27356 <sup>70</sup>	47356	200033	N/A	4857	224857	4234857	

## 2012

## 370Z

V6 3.7L 3696cc	VQ37VHR	A	1358 <sup>53</sup>	21358 <sup>70</sup>	41358	9362	29362	40991 <sup>64</sup>	N/A <sup>64</sup>	N/A <sup>64</sup>	
----------------	---------	---	--------------------	---------------------	-------	------	-------	---------------------	-------------------	-------------------	--

## ALTIMA

L4 2.5L 2488CC Super Charged Electric/Gas (Mex.)	QR25DER		1358 <sup>53</sup>	21358	41358	9057	29057	4400	224400	4234400	3
L4 2.5L 2500cc	QR25DE	A	1358 <sup>53</sup>	21358 <sup>70</sup>	41358	9057	29057	4400	224400	4234400	3
V6 3.5L 3498cc	VQ35DE	B	1358 <sup>53</sup>	21358 <sup>70</sup>	41358	6116	26116	4400	224400	4234400	3

## ARMADA

V8 5.6L 5552cc	VK56DE	A,B	1358 <sup>53</sup>	21358 <sup>70</sup>	41358	6213	26213	4854	224854	N/A	2
----------------	--------	-----	--------------------	---------------------	-------	------	-------	------	--------	-----	---

## CABSTAR

L4 2.5L 2488cc (Mex.)			1521	21521	N/A	500160	N/A	N/A	N/A	N/A	
-----------------------	--	--	------	-------	-----	--------	-----	-----	-----	-----	--

## CUBE

L4 1.8L 1798cc	MR18DE	B	1358 <sup>53</sup>	21358 <sup>70</sup>	41358	9225	29225	4012	224012	N/A	3
----------------	--------	---	--------------------	---------------------	-------	------	-------	------	--------	-----	---

## FRONTIER

L4 2.4L 2389cc (Mex.)	KA24DEN					6027	26027	N/A	N/A	N/A	
L4 2.5L 2500cc	QR25DE	B	1358 <sup>53</sup>	21358 <sup>70</sup>	41358	6916	26916	4683	224683	4234683	3
V6 4.0L 3954cc	VQ40DE	A	7356 <sup>53</sup>	27356 <sup>70</sup>	47356	6213	26213	4683	224683	4234683	3

## GT-R

V6 3.8L 3799cc Turbo	VR38DETT	A	7356 <sup>53</sup>	27356 <sup>70</sup>	47356	N/A	N/A	4479 <sup>79</sup>	224479 <sup>79</sup>	4234479 <sup>79</sup>	3
----------------------	----------	---	--------------------	---------------------	-------	-----	-----	--------------------	----------------------	-----------------------	---

## JUKE

L4 1.6L 1618cc Turbo	MR16DDT		1358 <sup>53</sup>	21358 <sup>70</sup>	41358	6044	26044	4012	224012	N/A	3
----------------------	---------	--	--------------------	---------------------	-------	------	-------	------	--------	-----	---

## LEAF

Electric Electric	EM61		N/R	N/R	N/R	N/R	N/R	4012	224012	N/A	3
-------------------	------	--	-----	-----	-----	-----	-----	------	--------	-----	---

## MARCH

L4 1.6L 1598cc (Mex.)	HR16DE		1358 <sup>53</sup>	21358	41358	9038	29038	N/A	N/A	N/A	
-----------------------	--------	--	--------------------	-------	-------	------	-------	-----	-----	-----	--

## MAXIMA

V6 3.5L 3498cc	VQ35DE	B	1358 <sup>53</sup>	21358 <sup>70</sup>	41358	6116	26116	4400	224400	4234400	3
----------------	--------	---	--------------------	---------------------	-------	------	-------	------	--------	---------	---

## MICRA

1.2i 12V			1358 <sup>53</sup>	21358 <sup>70</sup>	41358			N/A	N/A	N/A	
1.2i 12V (Mex.)			1358 <sup>53</sup>	21358 <sup>70</sup>	41358			N/A	N/A	N/A	

## MURANO

V6 3.5L 3498cc	VQ35DE	A	1358 <sup>53</sup>	21358 <sup>70</sup>	41358	6116	26116	4400	224400	4234400	6
----------------	--------	---	--------------------	---------------------	-------	------	-------	------	--------	---------	---

## NP300

L4 2.4L (KA24DEN) (Mex.)			7356 <sup>53</sup>	27356 <sup>70</sup>	47356	6027	26027	N/A	N/A	N/A	
L4 2.5L 2488cc Turbo Diesel (Mex.)	YD25DDTI		107302	N/A	N/A	209540	N/A	N/S	N/S	N/A	

## NV1500

V6 4.0L 3954cc	VQ40DE		1358 <sup>53</sup>	21358 <sup>70</sup>	41358	6213	26213	4479 <sup>79</sup>	224479 <sup>79</sup>	4234479 <sup>79</sup>	3
----------------	--------	--	--------------------	---------------------	-------	------	-------	--------------------	----------------------	-----------------------	---

## NV2500

V6 4.0L 3954cc	VQ40DE	A	1358 <sup>53</sup>	21358 <sup>70</sup>	41358	6213	26213	4479 <sup>79</sup>	224479 <sup>79</sup>	4234479 <sup>79</sup>	3
V8 5.6L 5552cc	VK56DE	A,B	1358 <sup>53</sup>	21358 <sup>70</sup>	41358	6213	26213	4479 <sup>79</sup>	224479 <sup>79</sup>	4234479 <sup>79</sup>	2

## NV3500

V6 4.0L 3954cc	VQ40DE		7356 <sup>53</sup>	27356 <sup>70</sup>	47356	6213	26213	4479 <sup>79</sup>	224479 <sup>79</sup>	4234479 <sup>79</sup>	
V8 5.6L 5552cc	VK56DE	A,B	1358 <sup>53</sup>	21358 <sup>70</sup>	41358	6213	26213	4479 <sup>79</sup>	224479 <sup>79</sup>	4234479 <sup>79</sup>	2

N/A = Not Available N/R = Not Required N/S = Not Servicable For cabin air locator chart, see pages 5-12 See pages 13-16 for footnotes

1) ProSelect - Normal Driving - Traditional Change Intervals 2) NAPA Gold - Severe Driving - OE Recommended intervals 3) NAPA Platinum - Harsh Driving - OE Recommended Intervals

N/A = Non disponible N/R = Non nécessaire N/S = Non réparable Voir le tableau des filtres et d'habitacle aux pages 5-12 Voir pages 13-16 pour des notes

1) NAPA ProSelect et Argent - Conduite normale - Intervalles normaux de remplacement 2) NAPA Or - Conduite difficile - Intervalles recommandés par FEO 3) NAPA Platine - Conduite très difficile - Intervalles recommandés par FEO

N/A = No disponible N/R = No requerido N/S = No Servicable Para el aire de la cabina y tabla de localización de filtro, consulte las páginas 5-12 Ver las páginas 13-16 para las notas al pie de página

1) NAPA ProSelect y Plata - Manejo normal - Intervalles normales de cambio 2) NAPA Oro - Manejo difícil - Intervalles recomendados por el OEM 3) NAPA Platino - Manejo muy difícil - Intervalles recomendados por el OEM

*Italicized Part Numbers May Not Be Available.*Las piezas con números en *italicas* pueden no estar disponibles.Les numéros de pièce en *italiques* peuvent ne pas être disponibles.P  
a  
s  
s  
C  
a  
r  
L  
i  
g  
h  
t  
T  
r  
u  
c  
k  
O  
i  
l  
-  
A  
i  
r  
-  
C  
a  
b  
i  
n



NISSAN 2012-2011

## Pass Car Light Truck - Oil - Air - Cabin

Year/Año/Année Model/Modelo/Modele Engine/Motor/Moteur	Eng. Code Código de motor Code moteur	VIN NIV NIV	GOLD Oil Aceite Huile	ProSelect Oil Aceite Huile	Platinum Oil Aceite Huile	GOLD Air Aire Air	ProSelect Air Aire Air	GOLD Cabin Air Cabina Aire Cabine Air	ProSelect Cabin Air Cabina Aire Cabine Air	Platinum Cabin Air Cabina Aire Cabine Air	Loc. Cabin Air Cabina Aire Cabine Air
--	---	-------------------	--------------------------------	-------------------------------------	------------------------------------	----------------------------	---------------------------------	--	---	--	--

## NISSAN (Cont'd/Suite)

**2012** (Cont'd/Suite)

## PATHFINDER

V6 4.0L 3954cc	VQ40DE	A	7356 <sup>53</sup>	27356 <sup>70</sup>	47356	6213	26213	4683	224683	4234683	3
V8 5.6L 5552cc	VK56DE	B	7356 <sup>53</sup>	27356 <sup>70</sup>	47356	6213	26213	4683	224683	4234683	2

## PICK UP NP300

L4 2.4L 2389cc (Mex.)			7356 <sup>53</sup>	27356 <sup>70</sup>	47356	6027	26027	N/A	N/A	N/A	
L4 2.5L 2488cc Turbo Diesel (Mex.)			107302	N/A	N/A	209540	N/A	N/A	N/A	N/A	

## QUEST

V6 3.5L 3498cc	VQ35DE	A	1358 <sup>53</sup>	21358 <sup>70</sup>	41358	6116	26116	4400	224400	4234400	6
----------------	--------	---	--------------------	---------------------	-------	------	-------	------	--------	---------	---

## ROGUE

L4 2.5L 2500cc	QR25DE	A	1358 <sup>53</sup>	21358 <sup>70</sup>	41358	6044	26044	9352	229352	4239352	3
----------------	--------	---	--------------------	---------------------	-------	------	-------	------	--------	---------	---

## SENTRA

L4 2.0L 1997cc (Mex.)			1358 <sup>53</sup>	21358	41358	9000	29000	9352	229352	4239352	
L4 2.0L 1998cc	MR20DE	A	1358 <sup>53</sup>	21358 <sup>70</sup>	41358	9000	29000	9352	229352	4239352	3
L4 2.5L 2500cc	QR25DE	B	1358 <sup>53</sup>	21358 <sup>70</sup>	41358	6044	26044	9352	229352	4239352	3

## TIIDA

L4 1.5L 1461cc Diesel (Mex.)	K9K		7207	N/A	N/A			4829	224829	N/A	
L4 1.6L 1598cc (Mex.)	HR16DE		1358 <sup>53</sup>	21358 <sup>70</sup>	41358			4829	224829	N/A	
L4 1.8L 1798cc (Mex.)	MR18DE		1358 <sup>53</sup>	21358	41358	9225	29225	N/A	N/A	N/A	

## TITAN

V8 5.6L 5552cc	VK56DE	A,B	7356 <sup>53</sup>	27356 <sup>70</sup>	47356	6213	26213	4854	224854	N/A	2
----------------	--------	-----	--------------------	---------------------	-------	------	-------	------	--------	-----	---

## TSURU

L4 1.6L 1597cc (Mex.)			1356	21356	41356	6044	26044	N/A	N/A	N/A	
-----------------------	--	--	------	-------	-------	------	-------	-----	-----	-----	--

## URVAN

L4 2.5L 2500cc (Mex.)	QR25DE		7356 <sup>53</sup>	27356 <sup>70</sup>	47356	N/A	N/A	N/A	N/A	N/A	
L4 3.0L DDT1 Diesel (Mex.)						2222	N/A	N/A	N/A	N/A	
L4 3.0L Di 2953cc (ZD30DDT) Turbo Diesel (Mex.)						2222	N/A	N/A	N/A	N/A	

## VERSA

L4 1.6L 1598cc	HR16DE	C	1358 <sup>53</sup>	21358 <sup>70</sup>	41358	9038	29038	4829	224829	N/A	3
L4 1.8L 1798cc	MR18DE	B	1358 <sup>53</sup>	21358 <sup>70</sup>	41358	9225	29225	4829	224829	N/A	3

## XTERRA

V6 4.0L 3954cc	VQ40DE	A	7356 <sup>53</sup>	27356 <sup>70</sup>	47356	6213	26213	4683	224683	4234683	3
----------------	--------	---	--------------------	---------------------	-------	------	-------	------	--------	---------	---

## X-TRAIL

L4 2.5L 2488cc (Mex.)	QR25DE		7356 <sup>53</sup>	27356 <sup>70</sup>	47356	200033	N/A	4857	224857	4234857	
-----------------------	--------	--	--------------------	---------------------	-------	--------	-----	------	--------	---------	--

**2011**

## 370Z

V6 3.7L 3696cc	VQ37VHR	A	1358 <sup>53</sup>	21358 <sup>70</sup>	41358	9362	29362	4099 <sup>164</sup>	N/A <sup>164</sup>	N/A <sup>164</sup>	
----------------	---------	---	--------------------	---------------------	-------	------	-------	---------------------	--------------------	--------------------	--

## ALTIMA

L4 2.5L 2488CC Super Charged Electric/Gas (Mex.)	QR25DER		1358 <sup>53</sup>	21358 <sup>70</sup>	41358	9057	29057	4400	224400	4234400	
L4 2.5L 2500cc	QR25DE	A	1358 <sup>53</sup>	21358 <sup>70</sup>	41358	9057	29057	4400	224400	4234400	3
V6 3.5L 3498cc	VQ35DE	B	1358 <sup>53</sup>	21358 <sup>70</sup>	41358	6116	26116	4400	224400	4234400	3

## ALTIMA HYBRID

L4 2.5L 2500cc Super Charged Electric/Gas	QR25DE	C	1358 <sup>53</sup>	21358 <sup>70</sup>	41358	9057	29057	4400	224400	4234400	3
---	--------	---	--------------------	---------------------	-------	------	-------	------	--------	---------	---

## ARMADA

V8 5.6L 5552cc	VK56DE	A,B	1358 <sup>53</sup>	21358 <sup>70</sup>	41358	6213	26213	4854	224854	N/A	2
----------------	--------	-----	--------------------	---------------------	-------	------	-------	------	--------	-----	---

## CABSTAR

L4 2.5L 2488cc (Mex.)			1521	21521	N/A	500160	N/A	N/A	N/A	N/A	
-----------------------	--	--	------	-------	-----	--------	-----	-----	-----	-----	--

N/A = Not Available N/R = Not Required N/S = Not Servicable For cabin air locator chart, see pages 5-12 See pages 13-16 for footnotes

1) ProSelect - Normal Driving - Traditional Change Intervals 2) NAPA Gold - Severe Driving - OE Recommended intervals 3) NAPA Platinum - Harsh Driving - OE Recommend Intervals

N/A = Non disponible N/R = Non nécessaire N/S = Non réparable Voir le tableau des filtres et d'habillage aux pages 5-12 Voir pages 13-16 pour des notes

1) NAPA ProSelect et Argent - Conduite normale - Intervalles normaux de remplacement 2) NAPA Or - Conduite difficile - Intervalles recommandés par FEO 3) NAPA Platine - Conduite très difficile - Intervalles recommandés par FEO

N/A = No disponible N/R = No requerido N/S = No Servicable Para el aire de la cabina y tabla de localización de filtro, consulte las páginas 5-12 Ver las páginas 13-16 para las notas al pie de página

1) NAPA ProSelect y Plata - Manejo normal - Intervalos normales de cambio 2) NAPA Oro - Manejo difícil - Intervalos recomendados por el OEM 3) NAPA Platino - Manejo muy difícil - Intervalos recomendados por el OEM

Italicized Part Numbers May Not Be Available.

Las piezas con números en *italicas* pueden no estar disponibles.  
Les numéros de pièce en *italiques* peuvent ne pas être disponibles.



## Pass Car Light Truck - Oil - Air - Cabin

NISSAN 2011

Year/Año/Année Model/Modelo/Modèle Engine/Motor/Moteur	Eng. Code Código de motor Code moteur	VIN NIV NIV	GOLD Oil Aceite Huile	ProSelect Oil Aceite Huile	Platinum Oil Aceite Huile	GOLD Air Aire Air	ProSelect Air Aire Air	GOLD Cabin Air Cabina Aire Cabine Air	ProSelect Cabin Air Cabina Aire Cabine Air	Platinum Cabin Air Cabina Aire Cabine Air	Loc. Cabin Air Cabina Aire Cabine Air
--	---	-------------------	--------------------------------	-------------------------------------	------------------------------------	----------------------------	---------------------------------	--	---	--	--

## NISSAN (Cont'd/Suite)

## 2011 (Cont'd/Suite)

## CUBE

L4 1.8L 1798cc	MR18DE	B	1358 <sup>53</sup>	21358 <sup>70</sup>	41358	9225	29225	4012	224012	N/A	3
----------------	--------	---	--------------------	---------------------	-------	------	-------	------	--------	-----	---

## FRONTIER

L4 2.4L (KA24DEN) (Mex.)			7356 <sup>53</sup>	27356 <sup>70</sup>	47356	6027	26027	N/A	N/A	N/A	
L4 2.5L 2500cc	QR25DE	B	1358 <sup>53</sup>	21358 <sup>70</sup>	41358	6916	26916	4683	224683	4234683	3
V6 4.0L 3954cc	VQ40DE	A	7356 <sup>53</sup>	27356 <sup>70</sup>	47356	6213	26213	4683	224683	4234683	3

## GT-R

V6 3.8L 3799cc Turbo	VR38DETT	A	7356 <sup>53</sup>	27356 <sup>70</sup>	47356	N/A	N/A	4479 <sup>79</sup>	224479 <sup>79</sup>	4234479 <sup>79</sup>	3
----------------------	----------	---	--------------------	---------------------	-------	-----	-----	--------------------	----------------------	-----------------------	---

## JUKE

L4 1.6L 1618cc Turbo	MR16DDT		1358 <sup>53</sup>	21358 <sup>70</sup>	41358	6044	26044	4012	224012	N/A	3
----------------------	---------	--	--------------------	---------------------	-------	------	-------	------	--------	-----	---

## LEAF

Electric Electric	EM61		N/R	N/R	N/R	N/R	N/R	4012	224012	N/A	3
-------------------	------	--	-----	-----	-----	-----	-----	------	--------	-----	---

## MARCH

L4 1.6L 1598cc (Mex.)	HR16DE		1358 <sup>53</sup>	21358 <sup>70</sup>	41358	9225	29225	N/A	N/A	N/A	
-----------------------	--------	--	--------------------	---------------------	-------	------	-------	-----	-----	-----	--

## MAXIMA

V6 3.5L 3498cc	VQ35DE	B	1358 <sup>53</sup>	21358 <sup>70</sup>	41358	6116	26116	4400	224400	4234400	3
----------------	--------	---	--------------------	---------------------	-------	------	-------	------	--------	---------	---

## MICRA

1.2i 12V			1358 <sup>53</sup>	21358 <sup>70</sup>	41358			N/A	N/A	N/A	
1.2i 12V (Mex.)			1358 <sup>53</sup>	21358 <sup>70</sup>	41358			N/A	N/A	N/A	

## MURANO

V6 3.5L 3498cc	VQ35DE	A	1358 <sup>53</sup>	21358 <sup>70</sup>	41358	6116	26116	4400	224400	4234400	6
----------------	--------	---	--------------------	---------------------	-------	------	-------	------	--------	---------	---

## NP300

L4 2.4L (KA24DEN) (Mex.)			7356 <sup>53</sup>	27356 <sup>70</sup>	47356	6027	26027	N/A	N/A	N/A	
L4 2.5L 2488cc Turbo Diesel (Mex.)	YD25DDTI		107302	N/A	N/A	209540	N/A	N/S	N/S	N/A	

## PATHFINDER

V6 4.0L 3954cc	VQ40DE	A	1358 <sup>53</sup>	21358 <sup>70</sup>	41358	6213	26213	4683	224683	4234683	3
V8 5.6L 5552cc	VK56DE	B	1358 <sup>53</sup>	21358 <sup>70</sup>	41358	6213	26213	4683	224683	4234683	2

## PICK UP

L4 2.5L (TD25) Turbo Diesel (Mex.)			1515 <sup>53</sup>	21515 <sup>70</sup>	41515			N/A	N/A	N/A	
------------------------------------	--	--	--------------------	---------------------	-------	--	--	-----	-----	-----	--

## PICK UP D22

L4 2.5L 2488cc Turbo Diesel (Mex.)			1521	21521	N/A	209540	N/A	N/A	N/A	N/A	
------------------------------------	--	--	------	-------	-----	--------	-----	-----	-----	-----	--

## PICK UP NP300

L4 2.4L 2389cc (Mex.)			7356 <sup>53</sup>	27356 <sup>70</sup>	47356	6027	26027	N/A	N/A	N/A	
L4 2.5L 2488cc Turbo Diesel (Mex.)			107302	N/A	N/A	209540	N/A	N/A	N/A	N/A	

## QUEST

V6 3.5L 3498cc	VQ35DE	A	1358 <sup>53</sup>	21358 <sup>70</sup>	41358	6116	26116	4400	224400	4234400	6
----------------	--------	---	--------------------	---------------------	-------	------	-------	------	--------	---------	---

## ROGUE

L4 2.5L 2500cc	QR25DE	A	1358 <sup>53</sup>	21358 <sup>70</sup>	41358	6044	26044	9352	229352	4239352	3
----------------	--------	---	--------------------	---------------------	-------	------	-------	------	--------	---------	---

## SENTRA

L4 2.0L 1997cc (Mex.)			1358 <sup>53</sup>	21358	41358	9000	29000	9352	229352	4239352	
L4 2.0L 1998cc	MR20DE	A	1358 <sup>53</sup>	21358 <sup>70</sup>	41358	9000	29000	9352	229352	4239352	3
L4 2.5L 2500cc	QR25DE	B	1358 <sup>53</sup>	21358 <sup>70</sup>	41358	6044	26044	9352	229352	4239352	3

## TIIDA

L4 1.5L 1461cc Diesel (Mex.)	K9K		7207	N/A	N/A			4829	224829	N/A	
L4 1.6L 1598cc (Mex.)	HR16DE		1358 <sup>53</sup>	21358 <sup>70</sup>	41358			4829	224829	N/A	
L4 1.8L 1798cc (Mex.)	MR18DE		1358 <sup>53</sup>	21358	41358	9225	29225	N/A	N/A	N/A	

## TITAN

V8 5.6L 5552cc	VK56DE	A,B	7356 <sup>53</sup>	27356 <sup>70</sup>	47356	6213	26213	4854	224854	N/A	2
----------------	--------	-----	--------------------	---------------------	-------	------	-------	------	--------	-----	---

## TSURU

L4 1.6L 1597cc (Mex.)			1356	21356	41356	6044	26044	N/A	N/A	N/A	
-----------------------	--	--	------	-------	-------	------	-------	-----	-----	-----	--

N/A = Not Available N/R = Not Required N/S = Not Servicable For cabin air locator chart, see pages 5-12 See pages 13-16 for footnotes

1) ProSelect - Normal Driving - Traditional Change Intervals 2) NAPA Gold - Severe Driving - OE Recommended intervals 3) NAPA Platinum - Harsh Driving - OE Recommend Intervals

N/A = Non disponible N/R = Non nécessaire N/S = Non réparable Voir le tableau des filtres et d'habitacle aux pages 5-12 Voir pages 13-16 pour des notes

1) NAPA ProSelect et Argent - Conduite normale - Intervalles normaux de remplacement 2) NAPA Or - Conduite difficile - Intervalles recommandés par FEO 3) NAPA Platine - Conduite très difficile - Intervalles recommandés par FEO

N/A = No disponible N/R = No requerido N/S = No Servicable Para el aire de la cabina y tabla de localización de filtro, consulte las páginas 5-12 Ver las páginas 13-16 para las notas al pie de página

1) NAPA ProSelect y Plata - Manejo normal - Intervalles normales de cambio 2) NAPA Oro - Manejo difícil - Intervalles recomendados por el OEM 3) NAPA Platino - Manejo muy difícil - Intervalles recomendados por el OEM

*Italicized Part Numbers May Not Be Available.*Las piezas con números en *italicas* pueden no estar disponibles.Les numéros de pièce en *italiques* peuvent ne pas être disponibles.P  
a  
s  
s  
C  
a  
r  
L  
i  
g  
h  
t  
T  
r  
u  
c  
k  
O  
i  
l  
-  
A  
i  
r  
-  
C  
a  
b  
i  
n



NISSAN 2011-2010

Pass Car Light Truck - Oil - Air - Cabin

Year/Año/Année Model/Modelo/Modele Engine/Motor/Moteur	Eng. Code Código de motor Code moteur	VIN NIV NIV	GOLD Oil Aceite Huile	ProSelect Oil Aceite Huile	Platinum Oil Aceite Huile	GOLD Air Aire Air	ProSelect Air Aire Air	GOLD Cabin Air Cabina Aire Cabine Air	ProSelect Cabin Air Cabina Aire Cabine Air	Platinum Cabin Air Cabina Aire Cabine Air	Loc. Cabin Air Cabina Aire Cabine Air
--	---	-------------------	--------------------------------	-------------------------------------	------------------------------------	----------------------------	---------------------------------	--	---	--	--

## NISSAN (Cont'd/Suite)

## 2011 (Cont'd/Suite)

## URVAN

L4 2.5L 2500CC 153CID Super Charged Electric/Gas (Mex.)	QR25DE		7356 <sup>53</sup>	27356 <sup>70</sup>	47356	2222	N/A	N/A	N/A	N/A	
L4 3.0L DDT1 Diesel (Mex.)						2222	N/A	N/A	N/A	N/A	
L4 3.0L DI 2953cc (ZD30DDTI) Turbo Diesel (Mex.)						2222	N/A	N/A	N/A	N/A	

## VERSA

L4 1.6L 1598cc	HR16DE	C	1358 <sup>53</sup>	21358 <sup>70</sup>	41358	9225	29225	4829	224829	N/A	3
L4 1.8L 1798cc	MR18DE	B	1358 <sup>53</sup>	21358 <sup>70</sup>	41358	9225	29225	4829	224829	N/A	3

## XTERRA

V6 4.0L 3954cc	VQ40DE	A	1358 <sup>53</sup>	21358 <sup>70</sup>	41358	6213	26213	4683	224683	4234683	3
----------------	--------	---	--------------------	---------------------	-------	------	-------	------	--------	---------	---

## X-TRAIL

L4 2.5L 2488cc (Mex.)	QR25DE		7356 <sup>53</sup>	27356 <sup>70</sup>	47356	200033	N/A	4857	224857	4234857	
-----------------------	--------	--	--------------------	---------------------	-------	--------	-----	------	--------	---------	--

## 2010

## 370Z

V6 3.7L 3696cc	VQ37VHR	A	1358 <sup>53</sup>	21358 <sup>70</sup>	41358	9362	29362	4099 <sup>164</sup>	N/A <sup>164</sup>	N/A <sup>164</sup>	
----------------	---------	---	--------------------	---------------------	-------	------	-------	---------------------	--------------------	--------------------	--

## ALMERA

L4 1.6L (QG16DE) (Mex.)			1394 <sup>53</sup>	21394 <sup>70</sup>	41394			N/A	N/A	N/A	
-------------------------	--	--	--------------------	---------------------	-------	--	--	-----	-----	-----	--

## ALTIMA

L4 2.5L 2500cc	QR25DE	A	1358 <sup>53</sup>	21358 <sup>70</sup>	41358	9057	29057	4400	224400	4234400	3
V6 3.5L 3498cc	VQ35DE	B	1358 <sup>53</sup>	21358 <sup>70</sup>	41358	6116	26116	4400	224400	4234400	3

## ALTIMA HYBRID

L4 2.5L 2500cc Super Charged Electric/Gas	QR25DE	C	7356 <sup>53</sup>	27356 <sup>70</sup>	47356	9057	29057	4400	224400	4234400	3
---	--------	---	--------------------	---------------------	-------	------	-------	------	--------	---------	---

## APRIO

L4 1.6L 1,598cc (Mex.)			7207	N/A	N/A	206595	N/A	N/A	N/A	N/A	
L4 1.6L 1598cc (Mex.)			7207	N/A	N/A	206595	N/A	N/A	N/A	N/A	

## ARMADA

V8 5.6L 5552cc	VK56DE	A,B	7356 <sup>53</sup>	27356 <sup>70</sup>	47356	6213	26213	4854	224854	N/A	2
----------------	--------	-----	--------------------	---------------------	-------	------	-------	------	--------	-----	---

## CABSTAR

L4 2.5L 2488cc (Mex.)			1521	21521	N/A	500160	N/A	N/A	N/A	N/A	
-----------------------	--	--	------	-------	-----	--------	-----	-----	-----	-----	--

## CUBE

L4 1.8L 1798cc	MR18DE	B	1358 <sup>53</sup>	21358 <sup>70</sup>	41358	9225	29225	4012	224012	N/A	3
----------------	--------	---	--------------------	---------------------	-------	------	-------	------	--------	-----	---

## FRONTIER

L4 2.5L 2500cc	QR25DE	B	1358 <sup>53</sup>	21358 <sup>70</sup>	41358	6916	26916	4683	224683	4234683	3
V6 4.0L 3954cc	VQ40DE	A	7356 <sup>53</sup>	27356 <sup>70</sup>	47356	6213	26213	4683	224683	4234683	3

## GT-R

V6 3.8L 3799cc Turbo	VR38DETT	A	7356 <sup>53</sup>	27356 <sup>70</sup>	47356	N/A	N/A	4479 <sup>79</sup>	224479 <sup>79</sup>	4234479 <sup>79</sup>	3
----------------------	----------	---	--------------------	---------------------	-------	-----	-----	--------------------	----------------------	-----------------------	---

## MAXIMA

V6 3.5L 3498cc	VQ35DE	B	1358 <sup>53</sup>	21358 <sup>70</sup>	41358	6116	26116	4400	224400	4234400	3
----------------	--------	---	--------------------	---------------------	-------	------	-------	------	--------	---------	---

## MICRA

1.2i 12V			1358 <sup>53</sup>	21358 <sup>70</sup>	41358			N/A	N/A	N/A	
1.2i 12V (Mex.)			1358 <sup>53</sup>	21358 <sup>70</sup>	41358			N/A	N/A	N/A	

## MURANO

V6 3.5L 3498cc	VQ35DE	A	1358 <sup>53</sup>	21358 <sup>70</sup>	41358	6116	26116	4400	224400	4234400	6
----------------	--------	---	--------------------	---------------------	-------	------	-------	------	--------	---------	---

## NP300

L4 2.4L (KA24DEN) (Mex.)			7356 <sup>53</sup>	27356 <sup>70</sup>	47356	6027	26027	N/A	N/A	N/A	
L4 2.5L 2488cc Turbo Diesel (Mex.)	YD25DDTI		1085 <sup>53</sup>	21085 <sup>70</sup>	41085	209540	N/A	N/S	N/S	N/A	
L4 2.7L (TD27) Turbo Diesel (Mex.)			1515 <sup>53</sup>	21515 <sup>70</sup>	41515			N/A	N/A	N/A	
L4 3.2L (QD32) Turbo Diesel (Mex.)			1515 <sup>53</sup>	21515 <sup>70</sup>	41515			N/A	N/A	N/A	

N/A = Not Available N/R = Not Required N/S = Not Servicable For cabin air locator chart, see pages 5-12 See pages 13-16 for footnotes

1) ProSelect - Normal Driving - Traditional Change Intervals 2) NAPA Gold - Severe Driving - OE Recommended Intervals 3) NAPA Platinum - Harsh Driving - OE Recommend Intervals

N/A = Non disponible N/R = Non nécessaire N/S = Non réparable Voir le tableau des filtres et d'habitacle aux pages 5-12 Voir pages 13-16 pour des notes

1) NAPA ProSelect et Argent - Conduite normale - Intervalles normaux de remplacement 2) NAPA Or - Conduite difficile - Intervalles recommandés par FEO 3) NAPA Platine - Conduite très difficile - Intervalles recommandés par FEO

N/A = No disponible N/R = No requerido N/S = No Servicable Para el aire de la cabina y tabla de localización de filtro, consulte las páginas 5-12 Ver las páginas 13-16 para las notas al pie de página

1) NAPA ProSelect y Plata - Manejo normal - Intervalles normales de cambio 2) NAPA Oro - Manejo difícil - Intervalles recomendados por el OEM 3) NAPA Platino - Manejo muy difícil - Intervalles recomendados por el OEM

Italicized Part Numbers May Not Be Available.

Las piezas con números en *italicas* pueden no estar disponibles.  
Les numéros de pièce en *italiques* peuvent ne pas être disponibles.





## Pass Car Light Truck - Oil - Air - Cabin

NISSAN 2010

Year/Año/Année Model/Modelo/Modèle Engine/Motor/Moteur	Eng. Code Código de motor Code moteur	VIN NIV NIV	GOLD Oil Aceite Huile	ProSelect Oil Aceite Huile	Platinum Oil Aceite Huile	GOLD Air Aire Air	ProSelect Air Aire Air	GOLD Cabin Air Cabina Aire Cabine Air	ProSelect Cabin Air Cabina Aire Cabine Air	Platinum Cabin Air Cabina Aire Cabine Air	Loc. Cabin Air Cabina Aire Cabine Air
--	---	-------------------	--------------------------------	-------------------------------------	------------------------------------	----------------------------	---------------------------------	--	---	--	--

## NISSAN (Cont'd/Suite)

2010 (Cont'd/Suite)

## PATHFINDER

L4 2.5L 2488cc Turbo Diesel (Mex.)	YD25DDTI		1521	21521	N/A			4683	224683	4234683	
V6 4.0L 3954cc	VQ40DE	A	7356 <sup>53</sup>	27356 <sup>70</sup>	47356	6213	26213	4683	224683	4234683	3
V8 5.6L 5552cc	VK56DE	B	7356 <sup>53</sup>	27356 <sup>70</sup>	47356	6213	26213	4683	224683	4234683	2

## PATROL

L6 4.20 (TD42) Turbo Diesel (Mex.)			1515 <sup>53</sup>	21515 <sup>70</sup>	41515			N/A	N/A	N/A	
------------------------------------	--	--	--------------------	---------------------	-------	--	--	-----	-----	-----	--

## PICK UP

L4 2.5L (TD25) Turbo Diesel (Mex.)			1515 <sup>53</sup>	21515 <sup>70</sup>	41515			N/A	N/A	N/A	
------------------------------------	--	--	--------------------	---------------------	-------	--	--	-----	-----	-----	--

## PICK UP D-21

L4 2.4L 2389cc (Mex.)			7356 <sup>53</sup>	27356 <sup>70</sup>	47356	6027	26027	N/A	N/A	N/A	
-----------------------	--	--	--------------------	---------------------	-------	------	-------	-----	-----	-----	--

## PICK UP D22

L4 2.5L 2488cc Turbo Diesel (Mex.)			1521	21521	N/A	209540	N/A	N/A	N/A	N/A	
------------------------------------	--	--	------	-------	-----	--------	-----	-----	-----	-----	--

## PICK UP NP300

L4 2.4L 2389cc (Mex.)			7356 <sup>53</sup>	27356 <sup>70</sup>	47356	6027	26027	N/A	N/A	N/A	
L4 2.5L 2488cc Turbo Diesel (Mex.)			107302	N/A	N/A	209540	N/A	N/A	N/A	N/A	

## PLATINA

L4 1.6L 1598cc DOHC 16V (Mex.)			7207	N/A	N/A	206595	N/A	236928	N/A	N/A	
--------------------------------	--	--	------	-----	-----	--------	-----	--------	-----	-----	--

## QASHQAI

L4 2.0L (MR20DE) (Mex.)			1358 <sup>53</sup>	21358 <sup>70</sup>	41358			N/A	N/A	N/A	
-------------------------	--	--	--------------------	---------------------	-------	--	--	-----	-----	-----	--

## ROGUE

L4 2.5L 2500cc	QR25DE	A	1358 <sup>53</sup>	21358 <sup>70</sup>	41358	6044	26044	9352	229352	4239352	3
----------------	--------	---	--------------------	---------------------	-------	------	-------	------	--------	---------	---

## SENTRA

L4 1.6L (GA16DNE) (Mex.)			1361	21361	N/A			N/A	N/A	N/A	
L4 2.0L 1998cc	MR20DE	A	1358 <sup>53</sup>	21358 <sup>70</sup>	41358	9000	29000	9352	229352	4239352	3
L4 2.5L 2500cc	QR25DE	B	1358 <sup>53</sup>	21358 <sup>70</sup>	41358	6044	26044	9352	229352	4239352	3
	QR25DE	C	1358 <sup>53</sup>	21358 <sup>70</sup>	41358	6044	26044	9352	229352	4239352	3

## TEANA

L4 2.0L (MR20DE) (Mex.)			1358 <sup>53</sup>	21358 <sup>70</sup>	41358			N/A	N/A	N/A	
V6 3.5L 3498cc (Mex.)	VQ35DE		1358 <sup>53</sup>	21358 <sup>70</sup>	41358			N/A	N/A	N/A	

## TIIDA

L4 1.5L 1461cc Diesel (Mex.)	K9K		7207	N/A	N/A			4829	224829	N/A	
L4 1.6L 1598cc (Mex.)	HR16DE		1358 <sup>53</sup>	21358 <sup>70</sup>	41358			4829	224829	N/A	
L4 1.8L 1798cc (Mex.)	MR18DE		1358 <sup>53</sup>	21358	41358	9225	29225	4829	224829	N/A	

## TITAN

V8 5.6L 5552cc	VK56DE	A,B	7356 <sup>53</sup>	27356 <sup>70</sup>	47356	6213	26213	4854	224854	N/A	2
----------------	--------	-----	--------------------	---------------------	-------	------	-------	------	--------	-----	---

## TSURU

L4 1.6L 1597cc (Mex.)			1356	21356	41356	6044	26044	N/A	N/A	N/A	
-----------------------	--	--	------	-------	-------	------	-------	-----	-----	-----	--

## URVAN

L4 2.5L 2500CC 153CID Super Charged Electric/Gas (Mex.)	QR25DE		7356 <sup>53</sup>	27356 <sup>70</sup>	47356	2222	N/A	N/A	N/A	N/A	
L4 3.0L DDTI Diesel (Mex.)						2222	N/A	N/A	N/A	N/A	
L4 3.0L Turbo Diesel (Mex.)						2222	N/A	N/A	N/A	N/A	

## VERSA

L4 1.6L 1598cc	HR16DE	C	1358 <sup>53</sup>	21358 <sup>70</sup>	41358	9225	29225	4829	224829	N/A	3
L4 1.8L 1798cc	MR18DE	B	1358 <sup>53</sup>	21358 <sup>70</sup>	41358	9225	29225	4829	224829	N/A	3

## XTERRA

V6 4.0L 3954cc	VQ40DE	A	7356 <sup>53</sup>	27356 <sup>70</sup>	47356	6213	26213	4683	224683	4234683	3
----------------	--------	---	--------------------	---------------------	-------	------	-------	------	--------	---------	---

## X-TRAIL

L4 2.2L (YD22DDTI) Turbo Diesel (Mex.)			1381	21381	N/A	6116	26116	N/A	N/A	N/A	
L4 2.5L 2488cc (Mex.)	QR25DE		7356 <sup>53</sup>	27356 <sup>70</sup>	47356	200033	N/A	4857	224857	4234857	

N/A = Not Available N/R = Not Required N/S = Not Servicable For cabin air locator chart, see pages 5-12 See pages 13-16 for footnotes

1) ProSelect - Normal Driving - Traditional Change Intervals 2) NAPA Gold - Severe Driving - OE Recommended intervals 3) NAPA Platinum - Harsh Driving - OE Recommend Intervals

N/A = Non disponible N/R = Non nécessaire N/S = Non réparable Voir le tableau des filtres et d'habitacle aux pages 5-12 Voir pages 13-16 pour des notes

1) NAPA ProSelect et Argent - Conduite normale - Intervalles normaux de remplacement 2) NAPA Or - Conduite difficile - Intervalles recommandés par FEO 3) NAPA Platine - Conduite très difficile - Intervalles recommandés par FEO

N/A = No disponible N/R = No requerido N/S = No Servicable Para el aire de la cabina y tabla de localización de filtro, consulte las páginas 5-12 Ver las páginas 13-16 para las notas al pie de página

1) NAPA ProSelect y Plata - Manejo normal - Intervalles normales de cambio 2) NAPA Oro - Manejo difícil - Intervalles recomendados por el OEM 3) NAPA Platino - Manejo muy difícil - Intervalles recomendados por el OEM

*Italicized Part Numbers May Not Be Available.*Las piezas con números en *italicas* pueden no estar disponibles.Les numéros de pièce en *italiques* peuvent ne pas être disponibles.P  
a  
s  
s  
C  
a  
r  
L  
i  
g  
h  
t  
T  
r  
u  
c  
k  
O  
i  
l  
-  
A  
i  
r  
-  
C  
a  
b  
i  
n



NISSAN 2009

Pass Car Light Truck - Oil - Air - Cabin

Year/Año/Année Model/Modelo/Modele Engine/Motor/Moteur	Eng. Code Código de motor Code moteur	VIN NIV NIV	GOLD Oil Aceite Huile	ProSelect Oil Aceite Huile	Platinum Oil Aceite Huile	GOLD Air Aire Air	ProSelect Air Aire Air	GOLD Cabin Air Cabina Aire Cabine Air	ProSelect Cabin Air Cabina Aire Cabine Air	Platinum Cabin Air Cabina Aire Cabine Air	Loc. Cabin Air Cabina Aire Cabine Air
--	---	-------------------	--------------------------------	-------------------------------------	------------------------------------	----------------------------	---------------------------------	--	---	--	--

NISSAN (Cont'd/Suite)

2009

<b>350Z</b>											
V6 3.5L 3498cc	VQ35HR	B	1358 <sup>53</sup>	21358 <sup>70</sup>	41358	9362	29362	N/R	N/R	N/R	
<b>370Z</b>											
V6 3.7L 3696cc	VQ37VHR	A	1358 <sup>53</sup>	21358 <sup>70</sup>	41358	9362	29362	4099 <sup>164</sup>	N/A <sup>164</sup>	N/A <sup>164</sup>	
<b>ALTIMA</b>											
L4 2.5L 2500cc	QR25DE	A	1358 <sup>53</sup>	21358 <sup>70</sup>	41358	9057	29057	4400	224400	4234400	3
V6 3.5L 3498cc	VQ35DE	B	1358 <sup>53</sup>	21358 <sup>70</sup>	41358	6116	26116	4400	224400	4234400	3
<b>ALTIMA HYBRID</b>											
L4 2.5L 2500cc Super Charged Electric/Gas	QR25DE	C	7356 <sup>53</sup>	27356 <sup>70</sup>	47356	9057	29057	4400	224400	4234400	3
<b>APRIO</b>											
L4 1.8L 1598cc (Mex.)			7207	N/A	N/A	206595	N/A	N/A	N/A	N/A	
<b>ARMADA</b>											
V8 5.6L 5552cc	VK56DE	A,B	7356 <sup>53</sup>	27356 <sup>70</sup>	47356	6213	26213	4854	224854	N/A	2
<b>CABSTAR</b>											
L4 2.5L 2488cc Turbo Diesel (Mex.)	YD25DDTI		1521	21521	N/A	500160	N/A	N/A	N/A	N/A	
<b>CUBE</b>											
L4 1.8L 1798cc	MR18DE	B	1358 <sup>53</sup>	21358 <sup>70</sup>	41358	9225	29225	4012	224012	N/A	3
<b>FRONTIER</b>											
L4 2.5L 2500cc	QR25DE	B	1358 <sup>53</sup>	21358 <sup>70</sup>	41358	6916	26916	4683	224683	4234683	3
V6 4.0L 3954cc	VQ40DE	A	7356 <sup>53</sup>	27356 <sup>70</sup>	47356	6213	26213	4683	224683	4234683	3
<b>GT-R</b>											
V6 3.8L 3799cc Turbo	VR38DETT	A	7356 <sup>53</sup>	27356 <sup>70</sup>	47356	N/A	N/A	4479 <sup>79</sup>	224479 <sup>79</sup>	4234479 <sup>79</sup>	3
<b>MAXIMA</b>											
V6 3.5L 3498cc	VQ35DE	B	1358 <sup>53</sup>	21358 <sup>70</sup>	41358	6116	26116	4400	224400	4234400	3
<b>MICRA</b>											
L4 1.4L 1386cc (Mex.)			1394 <sup>53</sup> 7145 <sup>53</sup>	21394 <sup>331</sup> 27145 <sup>331</sup>	41394 <sup>331</sup> 47145 <sup>331</sup>	206305	N/A	N/A	N/A	N/A	
<b>MURANO</b>											
V6 3.5L 3498cc	VQ35DE	A	1358 <sup>53</sup>	21358 <sup>70</sup>	41358	6116	26116	4400	224400	4234400	6
<b>NP300</b>											
L4 2.4L (KA24DEN) (Mex.)			7356 <sup>53</sup>	27356 <sup>70</sup>	47356	6027	26027	N/A	N/A	N/A	
L4 2.5L 2488cc Turbo Diesel (Mex.)	YD25DDTI		1085 <sup>53</sup>	21085 <sup>70</sup>	41085	209540	N/A	N/S	N/S	N/A	
<b>PATHFINDER</b>											
L4 2.5L 2488cc Turbo Diesel (Mex.)	YD25DDTI		1521	21521	N/A			4683	224683	4234683	
V6 4.0L 3954cc	VQ40DE	A	7356 <sup>53</sup>	27356 <sup>70</sup>	47356	6213	26213	4683	224683	4234683	3
V8 5.6L 5552cc	VK56DE	B	7356 <sup>53</sup>	27356 <sup>70</sup>	47356	6213	26213	4683	224683	4234683	2
<b>PICK UP</b>											
L4 2.4L 2389cc KA24E (Mex.)			7356 <sup>53</sup>	27356 <sup>70</sup>	47356	6027	26027	N/A	N/A	N/A	
L4 2.5L (TD25) Turbo Diesel (Mex.)			1515 <sup>53</sup>	21515 <sup>70</sup>	41515			N/A	N/A	N/A	
L4 2.5L 2488cc Turbo Diesel (Mex.)			107302	N/A	N/A	209540	N/A	N/A	N/A	N/A	
L4 2.7L (TD27) Turbo Diesel (Mex.)			1515 <sup>53</sup>	21515 <sup>70</sup>	41515			N/A	N/A	N/A	
<b>PICK UP D-21</b>											
L4 2.4L 2389cc (Mex.)			7356 <sup>53</sup>	27356 <sup>70</sup>	47356	6027	26027	N/A	N/A	N/A	
<b>PICK UP D22</b>											
L4 2.5L 2488cc Turbo Diesel (Mex.)			1521	21521	N/A	209540	N/A	N/A	N/A	N/A	
<b>PICK UP NP300</b>											
L4 2.4L 2389cc (Mex.)			7356 <sup>53</sup>	27356 <sup>70</sup>	47356	6027	26027	N/A	N/A	N/A	
L4 2.5L 2488cc Turbo Diesel (Mex.)			107302	N/A	N/A	209540	N/A	N/A	N/A	N/A	
<b>PLATINA</b>											
L4 1.6L 1598cc DOHC 16V (Mex.)			7207	N/A	N/A	206595	N/A	236928	N/A	N/A	

N/A = Not Available N/R = Not Required N/S = Not Servicable For cabin air locator chart, see pages 5-12 See pages 13-16 for footnotes

1) ProSelect - Normal Driving - Traditional Change Intervals 2) NAPA Gold - Severe Driving - OE Recommended Intervals 3) NAPA Platinum - Harsh Driving - OE Recommend Intervals

N/A = Non disponible N/R = Non nécessaire N/S = Non réparable Voir le tableau des filtres et d'habitacle aux pages 5-12 Voir pages 13-16 pour des notes

1) NAPA ProSelect et Argent - Conduite normale - Intervalles normaux de remplacement 2) NAPA Or - Conduite difficile - Intervalles recommandés par FEO 3) NAPA Platine - Conduite très difficile - Intervalles recommandés par FEO

N/A = No disponible N/R = No requerido N/S = No Servicable Para el aire de la cabina y tabla de localización de filtro, consulte las páginas 5-12 Ver las páginas 13-16 para las notas al pie de página

1) NAPA ProSelect y Plata - Manejo normal - Intervalos normales de cambio 2) NAPA Oro - Manejo difícil - Intervalos recomendados por el OEM 3) NAPA Platino - Manejo muy difícil - Intervalos recomendados por el OEM

*Italicized Part Numbers May Not Be Available.*

Las piezas con números en *italicas* pueden no estar disponibles.  
Les numéros de pièce en *italiques* peuvent ne pas être disponibles.



Pass Car Light Truck - Oil - Air - Cabin

NISSAN 2009-2008

Year/Año/Année Model/Modelo/Modèle Engine/Motor/Moteur	Eng. Code Código de motor Code moteur	VIN NIV NIV	GOLD Oil Aceite Huile	ProSelect Oil Aceite Huile	Platinum Oil Aceite Huile	GOLD Air Aire Air	ProSelect Air Aire Air	GOLD Cabin Air Cabina Aire Cabine Air	ProSelect Cabin Air Cabina Aire Cabine Air	Platinum Cabin Air Cabina Aire Cabine Air	Loc. Cabin Air Cabina Aire Cabine Air
--	---	-------------------	--------------------------------	-------------------------------------	------------------------------------	----------------------------	---------------------------------	--	---	--	--

NISSAN (Cont'd/Suite)

**2009** (Cont'd/Suite)

**QUEST**

V6 3.5L 3498cc	VQ35DE	B	1358 <sup>53</sup>	21358 <sup>70</sup>	41358	6116	26116	4855	224855	N/A	3
----------------	--------	---	--------------------	---------------------	-------	------	-------	------	--------	-----	---

**ROGUE**

L4 2.5L 2500cc	QR25DE	A	1358 <sup>53</sup>	21358 <sup>70</sup>	41358	6044	26044	9352	229352	4239352	3
----------------	--------	---	--------------------	---------------------	-------	------	-------	------	--------	---------	---

**SENTRA**

L4 2.0L 1998cc	MR20DE	A	1358 <sup>53</sup>	21358 <sup>70</sup>	41358	9000	29000	9352	229352	4239352	3
L4 2.5L 2500cc	QR25DE	B	1358 <sup>53</sup>	21358 <sup>70</sup>	41358	6044	26044	9352	229352	4239352	3
	QR25DE	C	1358 <sup>53</sup>	21358 <sup>70</sup>	41358	6044	26044	9352	229352	4239352	3

**TIIDA**

L4 1.5L 1461cc Diesel (Mex.)	K9K		7207	N/A	N/A			4829	224829	N/A	
L4 1.6L 1598cc (Mex.)	HR16DE		1358 <sup>53</sup>	21358 <sup>70</sup>	41358			4829	224829	N/A	
L4 1.8L 1798cc (Mex.)	MR18DE		1358 <sup>53</sup>	21358	41358	9225	29225	4829	224829	N/A	

**TITAN**

V8 5.6L 5552cc	VK56DE	A,B	7356 <sup>53</sup>	27356 <sup>70</sup>	47356	6213	26213	4854	224854	N/A	2
----------------	--------	-----	--------------------	---------------------	-------	------	-------	------	--------	-----	---

**TSURU**

L4 1.6L (GA16DNE) (Mex.)	FI		1361	21361	N/A	6044	26044	N/A	N/A	N/A	
L4 1.6L 1597cc (Mex.)			1361	21361	N/A	6044	26044	N/A	N/A	N/A	

**URVAN**

L4 2.5L 2488cc (Mex.)	QR25DE		7356 <sup>53</sup>	27356 <sup>70</sup>	47356	2222	N/A	N/A	N/A	N/A	
L4 3.0L (ZD30DDTI) Turbo Diesel (Mex.)						2222	N/A	N/A	N/A	N/A	
L4 3.0L DDTI Diesel (Mex.)						2222	N/A	N/A	N/A	N/A	

**VERSA**

L4 1.6L 1598cc	HR16DE	C	1358 <sup>53</sup>	21358 <sup>70</sup>	41358	9225	29225	4829	224829	N/A	3
L4 1.8L 1798cc	MR18DE	B	1358 <sup>53</sup>	21358 <sup>70</sup>	41358	9225	29225	4829	224829	N/A	3

**XTERRA**

V6 4.0L 3954cc	VQ40DE	A	7356 <sup>53</sup>	27356 <sup>70</sup>	47356	6213	26213	4683	224683	4234683	3
----------------	--------	---	--------------------	---------------------	-------	------	-------	------	--------	---------	---

**X-TRAIL**

L4 2.5L 2488cc (Mex.)	QR25DE		7356 <sup>53</sup>	27356 <sup>70</sup>	47356	200033	N/A	4857	224857	4234857	
-----------------------	--------	--	--------------------	---------------------	-------	--------	-----	------	--------	---------	--

**2008**

**350Z**

V6 3.5L 3498cc	VQ35HR	B	1358 <sup>53</sup>	21358 <sup>70</sup>	41358	9362	29362	N/R	N/R	N/R	
----------------	--------	---	--------------------	---------------------	-------	------	-------	-----	-----	-----	--

**ALTIMA**

L4 2.5L 2500cc	QR25DE	A	1358 <sup>53</sup>	21358 <sup>70</sup>	41358	9057	29057	4400	224400	4234400	3
V6 3.5L 3498cc	VQ35DE	B	1358 <sup>53</sup>	21358 <sup>70</sup>	41358	6116	26116	4400	224400	4234400	3

**ALTIMA HYBRID**

L4 2.5L 2500cc Super Charged Electric/Gas	QR25DE	C	7356 <sup>53</sup>	27356 <sup>70</sup>	47356	9057	29057	4400	224400	4234400	3
---	--------	---	--------------------	---------------------	-------	------	-------	------	--------	---------	---

**APRIO**

L4 1.6L 1598cc (Mex.)			7207	N/A	N/A	206595	N/A	N/A	N/A	N/A	
L4 1.6L 1600cc (Mex.)			7207	N/A	N/A			N/A	N/A	N/A	

**ARMADA**

V8 5.6L 5552cc	VK56DE	A,B	7356 <sup>53</sup>	27356 <sup>70</sup>	47356	6213	26213	4854	224854	N/A	2
----------------	--------	-----	--------------------	---------------------	-------	------	-------	------	--------	-----	---

**CABSTAR**

L4 2.5L 2488cc Turbo Diesel (Mex.)	YD25DDTI		1521	21521	N/A	500160	N/A	N/A	N/A	N/A	
------------------------------------	----------	--	------	-------	-----	--------	-----	-----	-----	-----	--

**CABSTAR III**

L4 2.5L 2488cc Turbo Diesel (Mex.)			1521	21521	N/A	500160	N/A	N/A	N/A	N/A	
------------------------------------	--	--	------	-------	-----	--------	-----	-----	-----	-----	--

**ESTACAS**

L4 2.4L 2389cc (Mex.)			7356 <sup>53</sup>	27356 <sup>70</sup>	47356	6027	26027	N/A	N/A	N/A	
-----------------------	--	--	--------------------	---------------------	-------	------	-------	-----	-----	-----	--

N/A = Not Available N/R = Not Required N/S = Not Servicable For cabin air locator chart, see pages 5-12 See pages 13-16 for footnotes

1) ProSelect - Normal Driving - Traditional Change Intervals 2) NAPA Gold - Severe Driving - OE Recommended Intervals 3) NAPA Platinum - Harsh Driving - OE Recommend Intervals

N/A = Non disponible N/R = Non nécessaire N/S = Non réparable Voir le tableau des filtres et d'habitacle aux pages 5-12 Voir pages 13-16 pour des notes

1) NAPA ProSelect et Argent - Conduite normale - Intervalles normaux de remplacement 2) NAPA Or - Conduite difficile - Intervalles recommandés par FEO 3) NAPA Platine - Conduite très difficile - Intervalles recommandés par FEO

N/A = No disponible N/R = No requerido N/S = No Servicable Para el aire de la cabina y tabla de localización de filtro, consulte las páginas 5-12 Ver las páginas 13-16 para las notas al pie de página

1) NAPA ProSelect y Plata - Manejo normal - Intervalos normales de cambio 2) NAPA Oro - Manejo difícil - Intervalos recomendados por el OEM 3) NAPA Platino - Manejo muy difícil - Intervalos recomendados por el OEM

*Italicized Part Numbers May Not Be Available.*

Las piezas con números en *italicas* pueden no estar disponibles.

Les numéros de pièce en *italiques* peuvent ne pas être disponibles.

P  
a  
s  
s  
C  
a  
r  
L  
i  
g  
h  
t  
T  
r  
u  
c  
k  
O  
i  
l  
-  
A  
i  
r  
-  
C  
a  
b  
i  
n



NISSAN 2008

Pass Car Light Truck - Oil - Air - Cabin

Year/Año/Année Model/Modelo/Modele Engine/Motor/Moteur	Eng. Code Código de motor Code moteur	VIN NIV NIV	GOLD Oil Aceite Huile	ProSelect Oil Aceite Huile	Platinum Oil Aceite Huile	GOLD Air Aire Air	ProSelect Air Aire Air	GOLD Cabin Air Cabina Aire Cabine Air	ProSelect Cabin Air Cabina Aire Cabine Air	Platinum Cabin Air Cabina Aire Cabine Air	Loc. Cabin Air Cabina Aire Cabine Air
--	---	-------------------	--------------------------------	-------------------------------------	------------------------------------	----------------------------	---------------------------------	--	---	--	--

## NISSAN (Cont'd/Suite)

2008 (Cont'd/Suite)

## FRONTIER

L4 2.4L 2389cc (Mex.)	KA24DE		N/A	N/A	N/A	6027	26027	N/A	N/A	N/A	
L4 2.5L 2500cc	QR25DE	B	1358 <sup>53</sup>	21358 <sup>70</sup>	41358	6916	26916	4683	224683	4234683	3
V6 4.0L 3954cc	VQ40DE	A	7356 <sup>53</sup>	27356 <sup>70</sup>	47356	6213	26213	4683	224683	4234683	3

## MAXIMA

V6 3.0L 2987cc (Mex.)			1358 <sup>53</sup>	21358 <sup>70</sup>	41358	6116	26116	4857	224857	4234857	3
V6 3.5L 3498cc	VQ35DE	B	1358 <sup>53</sup>	21358 <sup>70</sup>	41358	6116	26116	4857	224857	4234857	3

## MICRA

L4 1.4L 1386cc (Mex.)			1394 <sup>53</sup> 7145 <sup>53</sup>	21394 <sup>331</sup> 27145 <sup>331</sup>	41394 <sup>331</sup> 47145 <sup>331</sup>	206305	N/A	N/A	N/A	N/A	
-----------------------	--	--	--	--	--	--------	-----	-----	-----	-----	--

## MURANO

V6 3.5L 3498cc	VQ35DE	A	1358 <sup>53</sup>	21358 <sup>70</sup>	41358	6116	26116	4857	224857	4234857	3
----------------	--------	---	--------------------	---------------------	-------	------	-------	------	--------	---------	---

## PATHFINDER

L4 2.5L 2488cc Turbo Diesel (Mex.)	YD25DDTI		1521	21521	N/A			4683	224683	4234683	
V6 4.0L 3954cc	VQ40DE	A	7356 <sup>53</sup>	27356 <sup>70</sup>	47356	6213	26213	4683	224683	4234683	3
V8 5.6L 5552cc	VK56DE	B	7356 <sup>53</sup>	27356 <sup>70</sup>	47356	6213	26213	4683	224683	4234683	2

## PICK UP

L4 2.4L 2389cc (Mex.)			7356 <sup>53</sup>	27356 <sup>70</sup>	47356	6027	26027	N/A	N/A	N/A	
L4 2.5L (TD25) Turbo Diesel (Mex.)			1515 <sup>53</sup>	21515 <sup>70</sup>	41515			N/A	N/A	N/A	
L4 2.5L 2488cc Turbo Diesel (Mex.)			107302	N/A	N/A	209540	N/A	N/A	N/A	N/A	
L4 2.7L (TD27) Turbo Diesel (Mex.)			1515 <sup>53</sup>	21515 <sup>70</sup>	41515			N/A	N/A	N/A	
L4 3.0L (ZD30DDT) Turbo Diesel (Mex.)			7356 <sup>53</sup>	27356 <sup>70</sup>	47356			N/A	N/A	N/A	

## PICK UP D-21

L4 2.4L 2389cc (Mex.)			7356 <sup>53</sup>	27356 <sup>70</sup>	47356	6027	26027	N/A	N/A	N/A	
-----------------------	--	--	--------------------	---------------------	-------	------	-------	-----	-----	-----	--

## PICK UP D22

L4 2.5L 2488cc Turbo Diesel (Mex.)			1521	21521	N/A	209540	N/A	N/A	N/A	N/A	
------------------------------------	--	--	------	-------	-----	--------	-----	-----	-----	-----	--

## PICK UP NP300

L4 2.4L 2389cc (Mex.)			7356 <sup>53</sup>	27356 <sup>70</sup>	47356	6027	26027	N/A	N/A	N/A	
L4 2.5L 2488cc Turbo Diesel (Mex.)			107302	N/A	N/A	209540	N/A	N/A	N/A	N/A	

## PLATINA

L4 1.6L (K4M) (Mex.)			7207	N/A	N/A			N/A	N/A	N/A	
L4 1.6L 1598cc DOHC 16V (Mex.)			7207	N/A	N/A	206595	N/A	236928	N/A	N/A	

## QUEST

V6 3.5L 3498cc	VQ35DE	B	1358 <sup>53</sup>	21358 <sup>70</sup>	41358	6116	26116	4855	224855	N/A	3
----------------	--------	---	--------------------	---------------------	-------	------	-------	------	--------	-----	---

## ROGUE

L4 2.5L 2500cc	QR25DE	A	1358 <sup>53</sup>	21358 <sup>70</sup>	41358	6044	26044	9352	229352	4239352	3
L4 2.5LX (Mex.)			1358 <sup>53</sup>	21358 <sup>70</sup>	41358	6044	26044	9352	229352	4239352	3

## SENTRA

L4 2.0L 1997cc (Mex.)			1358 <sup>53</sup>	21358	41358	9000	29000	9352	229352	4239352	
L4 2.0L 1998cc	MR20DE	A	1358 <sup>53</sup>	21358 <sup>70</sup>	41358	9000	29000	9352	229352	4239352	6
L4 2.5L 2500cc	QR25DE	B	1358 <sup>53</sup>	21358 <sup>70</sup>	41358	6044	26044	9352	229352	4239352	6
	QR25DE	C	1358 <sup>53</sup>	21358 <sup>70</sup>	41358	6044	26044	9352	229352	4239352	3

## TIIDA

L4 1.5L 1461cc Diesel (Mex.)	K9K		7207	N/A	N/A			4829	224829	N/A	
L4 1.6L 1598cc (Mex.)	HR16DE		1358 <sup>53</sup>	21358 <sup>70</sup>	41358			4829	224829	N/A	
L4 1.8L 1798cc (Mex.)	MR18DE		1358 <sup>53</sup>	21358	41358	9225	29225	4829	224829	N/A	

## TITAN

V8 5.6L 5552cc	VK56DE	A,B	7356 <sup>53</sup>	27356 <sup>70</sup>	47356	6213	26213	4854	224854	N/A	2
----------------	--------	-----	--------------------	---------------------	-------	------	-------	------	--------	-----	---

## TSURU

L4 1.6L 1597cc (Mex.)			1361	21361	N/A	6044	26044	N/A	N/A	N/A	
-----------------------	--	--	------	-------	-----	------	-------	-----	-----	-----	--

N/A = Not Available N/R = Not Required N/S = Not Servicable For cabin air locator chart, see pages 5-12 See pages 13-16 for footnotes

1) ProSelect - Normal Driving - Traditional Change Intervals 2) NAPA Gold - Severe Driving - OE Recommended Intervals 3) NAPA Platinum - Harsh Driving - OE Recommend Intervals

N/A = Non disponible N/R = Non nécessaire N/S = Non réparable Voir le tableau des filtres et d'habitacle aux pages 5-12 Voir pages 13-16 pour des notes

1) NAPA ProSelect et Argent - Conduite normale - Intervalles normaux de remplacement 2) NAPA Or - Conduite difficile - Intervalles recommandés par FEO 3) NAPA Platine - Conduite très difficile - Intervalles recommandés par FEO

N/A = No disponible N/R = No requerido N/S = No Servicable Para el aire de la cabina y tabla de localización de filtro, consulte las páginas 5-12 Ver las páginas 13-16 para las notas al pie de página

1) NAPA ProSelect y Plata - Manejo normal - Intervallos normales de cambio 2) NAPA Oro - Manejo difícil - Intervallos recomendados por el OEM 3) NAPA Platino - Manejo muy difícil - Intervallos recomendados por el OEM

Italicized Part Numbers May Not Be Available.

Las piezas con números en *italicas* pueden no estar disponibles.  
Les numéros de pièce en *italiques* peuvent ne pas être disponibles.



## Pass Car Light Truck - Oil - Air - Cabin

NISSAN 2008-2007

Year/Año/Année Model/Modelo/Modèle Engine/Motor/Moteur	Eng. Code Código de motor Code moteur	VIN NIV NIV	GOLD Oil Aceite Huile	ProSelect Oil Aceite Huile	Platinum Oil Aceite Huile	GOLD Air Aire Air	ProSelect Air Aire Air	GOLD Cabin Air Cabina Aire Cabine Air	ProSelect Cabin Air Cabina Aire Cabine Air	Platinum Cabin Air Cabina Aire Cabine Air	Loc. Cabin Air Cabina Aire Cabine Air
--	---	-------------------	--------------------------------	-------------------------------------	------------------------------------	----------------------------	---------------------------------	--	---	--	--

## NISSAN (Cont'd/Suite)

## 2008 (Cont'd/Suite)

## URVAN

L4 2.4L (Mex.)			7356 <sup>53</sup>	27356 <sup>70</sup>	47356	N/A	N/A	N/A	N/A	N/A	
L4 2.5L 2500CC 153CID Super Charged Electric/Gas (Mex.)	QR25DE		7356 <sup>53</sup>	27356 <sup>70</sup>	47356	2222	N/A	N/A	N/A	N/A	
L4 3.0L (MR18DE) 3.0L 3000cc (Mex.)						2222	N/A	N/A	N/A	N/A	
L4 3.0L DDTI Diesel (Mex.)						2222	N/A	N/A	N/A	N/A	

## VERSA

L4 1.8L 1798cc	MR18DE	B	1358 <sup>53</sup>	21358 <sup>70</sup>	41358	9225	29225	4829	224829	N/A	3
----------------	--------	---	--------------------	---------------------	-------	------	-------	------	--------	-----	---

## XTERRA

V6 4.0L 3954cc	VQ40DE	A	7356 <sup>53</sup>	27356 <sup>70</sup>	47356	6213	26213	4683	224683	4234683	3
----------------	--------	---	--------------------	---------------------	-------	------	-------	------	--------	---------	---

## X-TRAIL

L4 2.4L (Mex.)			1358 <sup>53</sup>	21358 <sup>70</sup>	41358	6116	26116	N/A	N/A	N/A	
L4 2.5L 2488cc (Mex.)	QR25DE		7356 <sup>53</sup>	27356 <sup>70</sup>	47356	200033	N/A	4857	224857	4234857	

## 2007

## 350Z

V6 3.5L 3498cc	VQ35HR	B	1358 <sup>53</sup>	21358 <sup>70</sup>	41358	6116 To 11/06 9362 From 11/06 (2)	26116 To 11/06 29362 From 11/06 (2)	N/R	N/R	N/R	
----------------	--------	---	--------------------	---------------------	-------	--	--	-----	-----	-----	--

## ALTIMA

L4 2.5L 2500cc	QR25DE	A	1358 <sup>53</sup>	21358 <sup>70</sup>	41358	9057	29057	4400	224400	4234400	3
V6 3.5L 3498cc	VQ35DE	B	1358 <sup>53</sup>	21358 <sup>70</sup>	41358	6116	26116	4400	224400	4234400	3

## ALTIMA HYBRID

L4 2.5L 2500cc Super Charged Electric/Gas	QR25DE	C	7356 <sup>53</sup>	27356 <sup>70</sup>	47356	9057	29057	4400	224400	4234400	3
---	--------	---	--------------------	---------------------	-------	------	-------	------	--------	---------	---

## ARMADA

V8 5.6L 5552cc	VK56DE	A,B	7356 <sup>53</sup>	27356 <sup>70</sup>	47356	6213	26213	4854	224854	N/A	2
----------------	--------	-----	--------------------	---------------------	-------	------	-------	------	--------	-----	---

## CABSTAR

L4 2.5L 2488cc Turbo Diesel (Mex.)	YD25DDTI		1521	21521	N/A	500160	N/A	N/A	N/A	N/A	
------------------------------------	----------	--	------	-------	-----	--------	-----	-----	-----	-----	--

## CABSTAR III

L4 2.5L 2488cc Turbo Diesel (Mex.)			1521	21521	N/A	500160	N/A	N/A	N/A	N/A	
------------------------------------	--	--	------	-------	-----	--------	-----	-----	-----	-----	--

## ESTACAS

L4 2.4L 2389cc (Mex.)			7356 <sup>53</sup>	27356 <sup>70</sup>	47356	6027	26027	N/A	N/A	N/A	
-----------------------	--	--	--------------------	---------------------	-------	------	-------	-----	-----	-----	--

## FRONTIER

L4 2.4L 2389cc (Mex.)	KA24DE		N/A	N/A	N/A	6027	26027	N/A	N/A	N/A	
L4 2.5L 2500cc	QR25DE	B	1358 <sup>53</sup>	21358 <sup>70</sup>	41358	6916	26916	4683	224683	4234683	3
V6 4.0L 3954cc	VQ40DE	A	7356 <sup>53</sup>	27356 <sup>70</sup>	47356	6213	26213	4683	224683	4234683	3

## MAXIMA

V6 3.0L 2987cc (Mex.)			1358 <sup>53</sup>	21358 <sup>70</sup>	41358	6116	26116	4857	224857	4234857	3
V6 3.5L 3498cc	VQ35DE	B	1358 <sup>53</sup>	21358 <sup>70</sup>	41358	6116	26116	4857	224857	4234857	3

## MICRA

L4 1.4L 1386cc (Mex.)			1394 <sup>53</sup> 7145 <sup>53</sup>	21394 <sup>331</sup> 27145 <sup>331</sup>	41394 <sup>331</sup> 47145 <sup>331</sup>	206305	N/A	N/A	N/A	N/A	
-----------------------	--	--	--	--	--	--------	-----	-----	-----	-----	--

## MURANO

L4 2.5L 2500cc (Mex.)	QR25DE		1358 <sup>53</sup>	21358 <sup>70</sup>	41358			N/A	N/A	N/A	
V6 3.5L 3498cc	VQ35DE	A	1358 <sup>53</sup>	21358 <sup>70</sup>	41358	6116	26116	4857	224857	4234857	3

## PATHFINDER

L4 2.5L 2488cc Turbo Diesel (Mex.)	YD25DDTI		1521	21521	N/A			4683	224683	4234683	
V6 4.0L 3954cc	VQ40DE	A	7356 <sup>53</sup>	27356 <sup>70</sup>	47356	6213	26213	4683	224683	4234683	3

N/A = Not Available N/R = Not Required N/S = Not Servicable For cabin air locator chart, see pages 5-12 See pages 13-16 for footnotes

1) ProSelect - Normal Driving - Traditional Change Intervals 2) NAPA Gold - Severe Driving - OE Recommended intervals 3) NAPA Platinum - Harsh Driving - OE Recommend Intervals

N/A = Non disponible N/R = Non nécessaire N/S = Non réparable Voir le tableau des filtres et d'habitacle aux pages 5-12 Voir pages 13-16 pour des notes

1) NAPA ProSelect et Argent - Conduite normale - Intervalles normaux de remplacement 2) NAPA Or - Conduite difficile - Intervalles recommandés par FEO 3) NAPA Platine - Conduite très difficile - Intervalles recommandés par FEO

N/A = No disponible N/R = No requerido N/S = No Servicable Para el aire de la cabina y tabla de localización de filtro, consulte las páginas 5-12 Ver las páginas 13-16 para las notas al pie de página

1) NAPA ProSelect y Plata - Manejo normal - Intervalles normales de cambio 2) NAPA Oro - Manejo difícil - Intervalles recomendados por el OEM 3) NAPA Platino - Manejo muy difícil - Intervalles recomendados por el OEM

*Italicized Part Numbers May Not Be Available.*Las piezas con números en *italicas* pueden no estar disponibles.Les numéros de pièce en *italiques* peuvent ne pas être disponibles.P  
a  
s  
s  
C  
a  
r  
L  
i  
g  
h  
t  
T  
r  
u  
c  
k  
O  
i  
l  
-  
A  
i  
r  
-  
C  
a  
b  
i  
n



NISSAN 2007-2006

Pass Car Light Truck - Oil - Air - Cabin

Year/Año/Année Model/Modelo/Modèle Engine/Motor/Moteur	Eng. Code Código de motor Code moteur	VIN NIV NIV	GOLD Oil Aceite Huile	ProSelect Oil Aceite Huile	Platinum Oil Aceite Huile	GOLD Air Aire Air	ProSelect Air Aire Air	GOLD Cabin Air Cabina Aire Cabine Air	ProSelect Cabin Air Cabina Aire Cabine Air	Platinum Cabin Air Cabina Aire Cabine Air	Loc. Cabin Air Cabina Aire Cabine Air
--	---	-------------------	--------------------------------	-------------------------------------	------------------------------------	----------------------------	---------------------------------	--	---	--	--

## NISSAN (Cont'd/Suite)

## 2007 (Cont'd/Suite)

## PICK UP

L4 2.4L 2389cc (Mex.)			7356 <sup>53</sup>	27356 <sup>70</sup>	47356	6027	26027	N/A	N/A	N/A	
L4 2.5L (TD25) Turbo Diesel (Mex.)			1515 <sup>53</sup>	21515 <sup>70</sup>	41515			N/A	N/A	N/A	
L4 2.7L (TD27) Turbo Diesel (Mex.)			1515 <sup>53</sup>	21515 <sup>70</sup>	41515			N/A	N/A	N/A	
L4 3.0L (ZD30DDT) Turbo Diesel (Mex.)			7356 <sup>53</sup>	27356 <sup>70</sup>	47356			N/A	N/A	N/A	

## PICK UP D-21

L4 2.4L 2389cc (Mex.)			7356 <sup>53</sup>	27356 <sup>70</sup>	47356	6027	26027	N/A	N/A	N/A	
L4 2.4L 2389cc KA24E (Mex.)			1361	21361	N/A	6027	26027	N/A	N/A	N/A	

## PLATINA

L4 1.6L 1598cc DOHC 16V (Mex.)			7207	N/A	N/A	206595	N/A	236928	N/A	N/A	
--------------------------------	--	--	------	-----	-----	--------	-----	--------	-----	-----	--

## QUEST

V6 3.5L 3498cc	VQ35DE	B	1358 <sup>53</sup>	21358 <sup>70</sup>	41358	6116	26116	4855	224855	N/A	3
----------------	--------	---	--------------------	---------------------	-------	------	-------	------	--------	-----	---

## SENTRA

L4 2.0L 1997cc (Mex.)			1358 <sup>53</sup>	21358	41358	9000	29000	9352	229352	4239352	
L4 2.0L 1998cc	MR20DE	A	1358 <sup>53</sup>	21358 <sup>70</sup>	41358	9000	29000	9352	229352	4239352	3
L4 2.5L 2500cc	QR25DE	C	1358 <sup>53</sup>	21358 <sup>70</sup>	41358	6044	26044	9352	229352	4239352	6

## TIIDA

L4 1.5L 1461cc Diesel (Mex.)	K9K		7207	N/A	N/A			4829	224829	N/A	
L4 1.6L 1598cc (Mex.)	HR16DE		1358 <sup>53</sup>	21358 <sup>70</sup>	41358			4829	224829	N/A	
L4 1.8L 1798cc (Mex.)	MR18DE		1358 <sup>53</sup>	21358	41358	9225	29225	4829	224829	N/A	

## TITAN

V8 5.6L 5552cc	VK56DE	A,B	7356 <sup>53</sup>	27356 <sup>70</sup>	47356	6213	26213	4854	224854	N/A	2
----------------	--------	-----	--------------------	---------------------	-------	------	-------	------	--------	-----	---

## TSURU

L4 1.6L 1597cc (Mex.)			1361	21361	N/A	6044	26044	N/A	N/A	N/A	
-----------------------	--	--	------	-------	-----	------	-------	-----	-----	-----	--

## URVAN

L4 2.4L (Mex.)			7356 <sup>53</sup>	27356 <sup>70</sup>	47356	N/A	N/A	N/A	N/A	N/A	
----------------	--	--	--------------------	---------------------	-------	-----	-----	-----	-----	-----	--

## VERSA

L4 1.8L 1798cc	MR18DE	B	1358 <sup>53</sup>	21358 <sup>70</sup>	41358	9225	29225	4829	224829	N/A	3
----------------	--------	---	--------------------	---------------------	-------	------	-------	------	--------	-----	---

## XTERRA

V6 4.0L 3954cc	VQ40DE	A	7356 <sup>53</sup>	27356 <sup>70</sup>	47356	6213	26213	4683	224683	4234683	3
----------------	--------	---	--------------------	---------------------	-------	------	-------	------	--------	---------	---

## X-TRAIL

L4 2.4L (Mex.)			1358 <sup>53</sup>	21358 <sup>70</sup>	41358	6116	26116	N/A	N/A	N/A	
L4 2.5L 2488cc			1358 <sup>53</sup>	21358 <sup>70</sup>	41358	6116	26116	4857	224857	4234857	
L4 2.5L 2488cc (Mex.)	QR25DE		1358 <sup>53</sup>	21358	41358	6116	26116	4857	224857	4234857	

## 2006

## 350Z

V6 3.5L 3498cc	VQ35DE	A	1358 <sup>53</sup>	21358 <sup>70</sup>	41358	6116	26116	N/R	N/R	N/R	
----------------	--------	---	--------------------	---------------------	-------	------	-------	-----	-----	-----	--

## ALMERA

L4 1.8L 1769cc (Mex.)			1358 <sup>53</sup>	21358 <sup>70</sup>	41358	6116	26116	239104	N/A	N/A	
-----------------------	--	--	--------------------	---------------------	-------	------	-------	--------	-----	-----	--

## ALTIMA

L4 2.5L 2500cc	QR25DE	A	7356 <sup>53</sup>	27356 <sup>70</sup>	47356	6116	26116	4857	224857	4234857	3
V6 3.5L 3498cc	VQ35DE	B	1358 <sup>53</sup>	21358 <sup>70</sup>	41358	6116	26116	4857	224857	4234857	3

## ARMADA

V8 5.6L 5552cc	VK56DE	A	7356 <sup>53</sup>	27356 <sup>70</sup>	47356	6213	26213	4854	224854	N/A	2
----------------	--------	---	--------------------	---------------------	-------	------	-------	------	--------	-----	---

## ESTACAS

L4 2.4L 2389cc (Mex.)			7356 <sup>53</sup>	27356 <sup>70</sup>	47356	6027	26027	N/A	N/A	N/A	
-----------------------	--	--	--------------------	---------------------	-------	------	-------	-----	-----	-----	--

## FRONTIER

L4 2.4L 2389cc (Mex.)	KA24DE		N/A	N/A	N/A	6027	26027	N/A	N/A	N/A	
L4 2.5L 2500cc	QR25DE	B	1358 <sup>53</sup>	21358 <sup>70</sup>	41358	6916	26916	4683	224683	4234683	3

N/A = Not Available N/R = Not Required N/S = Not Servicable For cabin air locator chart, see pages 5-12 See pages 13-16 for footnotes

1) ProSelect - Normal Driving - Traditional Change Intervals 2) NAPA Gold - Severe Driving - OE Recommended intervals 3) NAPA Platinum - Harsh Driving - OE Recommend Intervals

N/A = Non disponible N/R = Non nécessaire N/S = Non réparable Voir le tableau des filtres et d'habitacle aux pages 5-12 Voir pages 13-16 pour des notes

1) NAPA ProSelect et Argent - Conduite normale - Intervalles normaux de remplacement 2) NAPA Or - Conduite difficile - Intervalles recommandés par FEO 3) NAPA Platine - Conduite très difficile - Intervalles recommandés par FEO

N/A = No disponible N/R = No requerido N/S = No Servicable Para el aire de la cabina y tabla de localización de filtro, consulte las páginas 5-12 Ver las páginas 13-16 para las notas al pie de página

1) NAPA ProSelect y Plata - Manejo normal - Intervallos normales de cambio 2) NAPA Oro - Manejo difícil - Intervallos recomendados por el OEM 3) NAPA Platino - Manejo muy difícil - Intervallos recomendados por el OEM

Italicized Part Numbers May Not Be Available.

Las piezas con números en *italicas* pueden no estar disponibles.  
Les numéros de pièce en *italiques* peuvent ne pas être disponibles.



## Pass Car Light Truck - Oil - Air - Cabin

NISSAN 2006-2005

Year/Año/Année Model/Modelo/Modèle Engine/Motor/Moteur	Eng. Code Código de motor Code moteur	VIN NIV NIV	GOLD Oil Aceite Huile	ProSelect Oil Aceite Huile	Platinum Oil Aceite Huile	GOLD Air Aire Air	ProSelect Air Aire Air	GOLD Cabin Air Cabina Aire Cabine Air	ProSelect Cabin Air Cabina Aire Cabine Air	Platinum Cabin Air Cabina Aire Cabine Air	Loc. Cabin Air Cabina Aire Cabine Air
--	---	-------------------	--------------------------------	-------------------------------------	------------------------------------	----------------------------	---------------------------------	--	---	--	--

## NISSAN (Cont'd/Suite)

## 2006 (Cont'd/Suite)

## FRONTIER (Cont'd/Suite)

V6 4.0L 3954cc	VQ40DE	A	7356 <sup>53</sup>	27356 <sup>70</sup>	47356	6213	26213	4683	224683	4234683	3
----------------	--------	---	--------------------	---------------------	-------	------	-------	------	--------	---------	---

## MAXIMA

V6 3.0L 2987cc (Mex.)	VQ35DE	B	1358 <sup>53</sup>	21358 <sup>70</sup>	41358	6116	26116	4857	224857	4234857	3
V6 3.5L 3498cc			1358 <sup>53</sup>	21358 <sup>70</sup>	41358	6116	26116	4857	224857	4234857	3

## MICRA

L4 1.4L 1386cc (Mex.)			1394 <sup>53</sup> 7145 <sup>53</sup>	21394 <sup>331</sup> 27145 <sup>331</sup>	41394 <sup>331</sup> 47145 <sup>331</sup>	206305	N/A	N/A	N/A	N/A	
-----------------------	--	--	--	--	--	--------	-----	-----	-----	-----	--

## MURANO

V6 3.5L 3498cc	VQ35DE	A	1358 <sup>53</sup>	21358 <sup>70</sup>	41358	6116	26116	4857	224857	4234857	3
----------------	--------	---	--------------------	---------------------	-------	------	-------	------	--------	---------	---

## PATHFINDER

L4 2.5L 2488cc Turbo Diesel (Mex.)	YD25DDTI		1521	21521	N/A			4683	224683	4234683	
V6 4.0L 3954cc	VQ40DE	A	7356 <sup>53</sup>	27356 <sup>70</sup>	47356	6213	26213	4683	224683	4234683	3

## PICK UP

L4 2.4L 2389cc (Mex.)			7356 <sup>53</sup>	27356 <sup>70</sup>	47356	6027	26027	N/A	N/A	N/A	
L4 2.5L (TD25) Turbo Diesel (Mex.)			1515 <sup>53</sup>	21515 <sup>70</sup>	41515			N/A	N/A	N/A	
L4 3.0L (ZD30DDT) Turbo Diesel (Mex.)			7356 <sup>53</sup>	27356 <sup>70</sup>	47356			N/A	N/A	N/A	

## PICK UP D-21

L4 2.4L 2389cc (Mex.)			7356 <sup>53</sup>	27356 <sup>70</sup>	47356	6027	26027	N/A	N/A	N/A	
L4 2.4L 2389cc KA24E (Mex.)			1361	21361	N/A	6027	26027	N/A	N/A	N/A	

## PLATINA

L4 1.6L 1598cc DOHC 16V (Mex.)			7207	N/A	N/A	206595	N/A	236928	N/A	N/A	
--------------------------------	--	--	------	-----	-----	--------	-----	--------	-----	-----	--

## QUEST

V6 3.5L 3498cc	VQ35DE	B	1358 <sup>53</sup>	21358 <sup>70</sup>	41358	6116	26116	4855	224855	N/A	3
----------------	--------	---	--------------------	---------------------	-------	------	-------	------	--------	-----	---

## SENTRA

L4 1.8L 1769cc (Mex.)	QG18DE	C	7356 <sup>53</sup>	27356 <sup>70</sup>	47356	6116	26116	4857	224857	4234857	
L4 1.8L 1809cc			1358 <sup>53</sup>	21358 <sup>70</sup>	41358	6116	26116	4857	224857	4234857	3
L4 2.0L 1998cc (Mex.)			1358 <sup>53</sup>	21358 <sup>70</sup>	41358	6116	26116	N/A	N/A	N/A	
L4 2.5L 2500cc	QR25DE	A	7356 <sup>53</sup>	27356 <sup>70</sup>	47356	6116	26116	4857	224857	4234857	3

## TIIDA

L4 1.6L 1598cc (Mex.)	HR16DE		1358 <sup>53</sup>	21358 <sup>70</sup>	41358			4829	224829	N/A	
-----------------------	--------	--	--------------------	---------------------	-------	--	--	------	--------	-----	--

## TITAN

V8 5.6L 5552cc	VK56DE	A,B	7356 <sup>53</sup>	27356 <sup>70</sup>	47356	6213	26213	4854	224854	N/A	2
----------------	--------	-----	--------------------	---------------------	-------	------	-------	------	--------	-----	---

## TSURU

L4 1.6L 1597cc (Mex.)			1361	21361	N/A	6044	26044	N/A	N/A	N/A	
-----------------------	--	--	------	-------	-----	------	-------	-----	-----	-----	--

## URVAN

L4 2.4L (Mex.)			7356 <sup>53</sup>	27356 <sup>70</sup>	47356	N/A	N/A	N/A	N/A	N/A	
----------------	--	--	--------------------	---------------------	-------	-----	-----	-----	-----	-----	--

## XTERRA

V6 4.0L 3954cc	VQ40DE	A	7356 <sup>53</sup>	27356 <sup>70</sup>	47356	6213	26213	4683	224683	4234683	3
----------------	--------	---	--------------------	---------------------	-------	------	-------	------	--------	---------	---

## X-TRAIL

L4 2.4L (Mex.)			1358 <sup>53</sup>	21358 <sup>70</sup>	41358	6116	26116	N/A	N/A	N/A	
L4 2.5L 2488cc			1358 <sup>53</sup>	21358 <sup>70</sup>	41358	6116	26116	4857	224857	4234857	
L4 2.5L 2488cc (Mex.)	QR25DE		1358 <sup>53</sup>	21358	41358	6116	26116	4857	224857	4234857	

## 2005

## 350Z

V6 3.5L 3498cc	VQ35DE	A	1358 <sup>53</sup>	21358 <sup>70</sup>	41358	6116	26116	N/R	N/R	N/R	
----------------	--------	---	--------------------	---------------------	-------	------	-------	-----	-----	-----	--

## ALMERA

L4 1.8L 1769cc (Mex.)			1358 <sup>53</sup>	21358	41358	6116	26116	239104	N/A	N/A	
-----------------------	--	--	--------------------	-------	-------	------	-------	--------	-----	-----	--

N/A = Not Available N/R = Not Required N/S = Not Servicable For cabin air locator chart, see pages 5-12 See pages 13-16 for footnotes

1) ProSelect - Normal Driving - Traditional Change Intervals 2) NAPA Gold - Severe Driving - OE Recommended intervals 3) NAPA Platinum - Harsh Driving - OE Recommend Intervals

N/A = Non disponible N/R = Non nécessaire N/S = Non réparable Voir le tableau des filtres et d'habitacle aux pages 5-12 Voir pages 13-16 pour des notes

1) NAPA ProSelect et Argent - Conduite normale - Intervalles normaux de remplacement 2) NAPA Or - Conduite difficile - Intervalles recommandés par FEO 3) NAPA Platine - Conduite très difficile - Intervalles recommandés par FEO

N/A = No disponible N/R = No requerido N/S = No Servicable Para el aire de la cabina y tabla de localización de filtro, consulte las páginas 5-12 Ver las páginas 13-16 para las notas al pie de página

1) NAPA ProSelect y Plata - Manejo normal - Intervalles normales de cambio 2) NAPA Oro - Manejo difícil - Intervalles recomendados por el OEM 3) NAPA Platino - Manejo muy difícil - Intervalles recomendados por el OEM

*Italicized Part Numbers May Not Be Available.*

Las piezas con números en *italicas* pueden no estar disponibles.

Les numéros de pièce en *italiques* peuvent ne pas être disponibles.

P  
a  
s  
s  
C  
a  
r  
L  
i  
g  
h  
t  
T  
r  
u  
c  
k  
O  
i  
l  
-  
A  
i  
r  
-  
C  
a  
b  
i  
n





NISSAN 2005

## Pass Car Light Truck - Oil - Air - Cabin

Year/Año/Année Model/Modelo/Modele Engine/Motor/Moteur	Eng. Code Código de motor Code moteur	VIN NIV NIV	GOLD Oil Aceite Huile	ProSelect Oil Aceite Huile	Platinum Oil Aceite Huile	GOLD Air Aire Air	ProSelect Air Aire Air	GOLD Cabin Air Cabina Aire Cabine Air	ProSelect Cabin Air Cabina Aire Cabine Air	Platinum Cabin Air Cabina Aire Cabine Air	Loc. Cabin Air Cabina Aire Cabine Air
--	---	-------------------	--------------------------------	-------------------------------------	------------------------------------	----------------------------	---------------------------------	--	---	--	--

## NISSAN (Cont'd/Suite)

## 2005 (Cont'd/Suite)

## ALTIMA

L4 2.5L 2500cc	QR25DE	A	7356 <sup>53</sup>	27356 <sup>70</sup>	47356	6116	26116	4857	224857	4234857	3
V6 3.5L 3498cc	VQ35DE	B	1358 <sup>53</sup>	21358 <sup>70</sup>	41358	6116	26116	4857	224857	4234857	3

## ARMADA

V8 5.6L 5552cc	VK56DE	A	7356 <sup>53</sup>	27356 <sup>70</sup>	47356	6213	26213	4854	224854	N/A	2
----------------	--------	---	--------------------	---------------------	-------	------	-------	------	--------	-----	---

## ESTACAS

L4 2.4L 2389cc (Mex.)			7356 <sup>53</sup>	27356 <sup>70</sup>	47356	6027	26027	N/A	N/A	N/A	
-----------------------	--	--	--------------------	---------------------	-------	------	-------	-----	-----	-----	--

## FRONTIER

L4 2.4L 2389cc (Mex.)	KA24DE		N/A	N/A	N/A	6027	26027	N/A	N/A	N/A	
L4 2.5L 2500cc	QR25DE	B	1358 <sup>53</sup>	21358 <sup>70</sup>	41358	6916	26916	4683	224683	4234683	3
V6 4.0L 3954cc	VQ40DE		7356 <sup>53</sup>	27356 <sup>70</sup>	47356	6213	26213	4683	224683	4234683	3

## MAXIMA

V6 3.0L 2987cc (Mex.)			1358 <sup>53</sup>	21358 <sup>70</sup>	41358	6116	26116	4857	224857	4234857	3
V6 3.5L 3498cc	VQ35DE	X,V	1358 <sup>53</sup>	21358 <sup>70</sup>	41358	6116	26116	4857	224857	4234857	3

## MICRA

L4 1.4L 1386cc (Mex.)			1394 <sup>53</sup> 7145 <sup>53</sup>	21394 <sup>331</sup> 27145 <sup>331</sup>	41394 <sup>331</sup> 47145 <sup>331</sup>	206305	N/A	N/A	N/A	N/A	
-----------------------	--	--	--	--	--	--------	-----	-----	-----	-----	--

## MURANO

V6 3.5L 3498cc	VQ35DE		1358 <sup>53</sup>	21358 <sup>70</sup>	41358	6116	26116	4857	224857	4234857	3
----------------	--------	--	--------------------	---------------------	-------	------	-------	------	--------	---------	---

## PATHFINDER

L4 2.5L 2488cc Turbo Diesel (Mex.)	YD25DDTI		1521	21521	N/A			4683	224683	4234683	
V6 4.0L 3954cc	VQ40DE	X,V	7356 <sup>53</sup>	27356 <sup>70</sup>	47356	6213	26213	4683	224683	4234683	3

## PICK UP

L4 2.4L 2389cc (Mex.)			7356 <sup>53</sup>	27356 <sup>70</sup>	47356	6027	26027	N/A	N/A	N/A	
L4 2.5L (TD25) Turbo Diesel (Mex.)			1515 <sup>53</sup>	21515 <sup>70</sup>	41515			N/A	N/A	N/A	

## PICK UP D-21

L4 2.4L 2389cc (Mex.)			7356 <sup>53</sup>	27356 <sup>70</sup>	47356	6027	26027	N/A	N/A	N/A	
L4 2.4L 2389cc KA24E (Mex.)			1361	21361	N/A	6027	26027	N/A	N/A	N/A	

## PLATINA

L4 1.6L 1598cc DOHC 16V (Mex.)			7207	N/A	N/A	206595	N/A	236928	N/A	N/A	
--------------------------------	--	--	------	-----	-----	--------	-----	--------	-----	-----	--

## QUEST

V6 3.5L 3498cc	VQ35DE		1358 <sup>53</sup>	21358 <sup>70</sup>	41358	6116	26116	4855	224855	N/A	3
----------------	--------	--	--------------------	---------------------	-------	------	-------	------	--------	-----	---

## SENTRA

L4 1.8L 1809cc	QG18DE		1358 <sup>53</sup>	21358 <sup>70</sup>	41358	6116	26116	4857	224857	4234857	3
L4 2.0L 1998cc (Mex.)			1358 <sup>53</sup>	21358 <sup>70</sup>	41358	6116	26116	N/A	N/A	N/A	
L4 2.5L 2500cc	QR25DE		7356 <sup>53</sup>	27356 <sup>70</sup>	47356	6116	26116	4857	224857	4234857	3

## TIIDA

L4 1.6L 1598cc (Mex.)	HR16DE		1358 <sup>53</sup>	21358 <sup>70</sup>	41358			4829	224829	N/A	
-----------------------	--------	--	--------------------	---------------------	-------	--	--	------	--------	-----	--

## TITAN

V8 5.6L 5552cc	VK56DE	A	7356 <sup>53</sup>	27356 <sup>70</sup>	47356	6213	26213	4854	224854	N/A	2
----------------	--------	---	--------------------	---------------------	-------	------	-------	------	--------	-----	---

## TSURU

L4 1.6L 1597cc (Mex.)			1361	21361	N/A	6044	26044	N/A	N/A	N/A	
-----------------------	--	--	------	-------	-----	------	-------	-----	-----	-----	--

## URVAN

L4 2.4L (Mex.)			7356 <sup>53</sup>	27356 <sup>70</sup>	47356	N/A	N/A	N/A	N/A	N/A	
----------------	--	--	--------------------	---------------------	-------	-----	-----	-----	-----	-----	--

## XTERRA

L4 2.5L (Mex.)			N/S	N/S	N/A	N/S	N/S	4683	224683	4234683	
V6 4.0L 3954cc	VQ40DE		7356 <sup>53</sup>	27356 <sup>70</sup>	47356	6213	26213	4683	224683	4234683	3

## X-TRAIL

L4 2.4L (Mex.)			1358 <sup>53</sup>	21358 <sup>70</sup>	41358	6116	26116	N/A	N/A	N/A	
L4 2.5L 2488cc			1358 <sup>53</sup>	21358 <sup>70</sup>	41358	6116	26116	4857	224857	4234857	
L4 2.5L 2488cc (Mex.)	QR25DE		1358 <sup>53</sup>	21358	41358	6116	26116	4857	224857	4234857	

N/A = Not Available N/R = Not Required N/S = Not Servicable For cabin air locator chart, see pages 5-12 See pages 13-16 for footnotes

1) ProSelect - Normal Driving - Traditional Change Intervals 2) NAPA Gold - Severe Driving - OE Recommending intervals 3) NAPA Platinum - Harsh Driving - OE Recommend Intervals

1) N/A = Non disponible N/R = Non nécessaire N/S = Non réparable Voir le tableau des filtres et d'habitacle aux pages 5-12 Voir pages 13-16 pour des notes

1) NAPA ProSelect et Argent - Conduite normale - Intervalles normaux de remplacement 2) NAPA Or - Conduite difficile - Intervalles recommandés par FEO 3) NAPA Platine - Conduite très difficile - Intervalles recommandés par FEO

N/A = No disponible N/R = No requerido N/S = No Servicable Para el aire de la cabina y tabla de localización de filtro, consulte las páginas 5-12 Ver las páginas 13-16 para las notas al pie de página

1) NAPA ProSelect y Plata - Manejo normal - Intervalos normales de cambio 2) NAPA Oro - Manejo difícil - Intervalos recomendados por el OEM 3) NAPA Platino - Manejo muy difícil - Intervalos recomendados por el OEM

*Italicized Part Numbers May Not Be Available.*

Las piezas con números en *italicas* pueden no estar disponibles.  
Les numéros de pièce en *italiques* peuvent ne pas être disponibles.



## Pass Car Light Truck - Oil - Air - Cabin

NISSAN 2004

Year/Año/Année Model/Modelo/Modèle Engine/Motor/Moteur	Eng. Code Código de motor Code moteur	VIN NIV NIV	GOLD Oil Aceite Huile	ProSelect Oil Aceite Huile	Platinum Oil Aceite Huile	GOLD Air Aire Air	ProSelect Air Aire Air	GOLD Cabin Air Cabina Aire Cabine Air	ProSelect Cabin Air Cabina Aire Cabine Air	Platinum Cabin Air Cabina Aire Cabine Air	Loc. Cabin Air Cabina Aire Cabine Air
--	---	-------------------	--------------------------------	-------------------------------------	------------------------------------	----------------------------	---------------------------------	--	---	--	--

## NISSAN (Cont'd/Suite)

2004

## 350Z

V6 3.5L 3498cc	VQ35DE	A	1358 <sup>53</sup>	21358 <sup>70</sup>	41358	6116	26116	N/R	N/R	N/R	
----------------	--------	---	--------------------	---------------------	-------	------	-------	-----	-----	-----	--

## ALMERA

L4 1.8L 1769cc (Mex.)			1358 <sup>53</sup>	21358	41358	6116	26116	239104	N/A	N/A	
-----------------------	--	--	--------------------	-------	-------	------	-------	--------	-----	-----	--

## ALTIMA

L4 2.5L 2500cc	QR25DE	A	7356 <sup>53</sup>	27356 <sup>70</sup>	47356	6116	26116	4857	224857	4234857	3
V6 3.5L 3498cc	VQ35DE	B	1358 <sup>53</sup>	21358 <sup>70</sup>	41358	6116	26116	4857	224857	4234857	3

## ARMADA

V8 5.6L SFI (Mex.)			1334 <sup>53</sup>	21334 <sup>70</sup>	41334	6213	26213	N/A	N/A	N/A	
--------------------	--	--	--------------------	---------------------	-------	------	-------	-----	-----	-----	--

## ESTACAS

L4 2.4L 2389cc (Mex.)			7356 <sup>53</sup>	27356 <sup>70</sup>	47356	6027	26027	N/A	N/A	N/A	
-----------------------	--	--	--------------------	---------------------	-------	------	-------	-----	-----	-----	--

## FRONTIER

L4 2.4L 2389cc	KA24DE		7356 <sup>53</sup>	27356 <sup>70</sup>	47356	6027	26027	4856	224856	N/A	3
V6 3.3L 3275cc	VG33E		7356 <sup>53</sup>	27356 <sup>70</sup>	47356	6116	26116	4856	224856	N/A	3
V6 3.3L 3275cc Super Charged	VG33ER		7356 <sup>53</sup>	27356 <sup>70</sup>	47356	6116	26116	4856	224856	N/A	3

## MAXIMA

V6 3.0L 2987cc (Mex.)			1358 <sup>53</sup>	21358 <sup>70</sup>	41358	6116	26116	4857	224857	4234857	3
V6 3.5L 3498cc	VQ35DE	X,V	1358 <sup>53</sup>	21358 <sup>70</sup>	41358	6116	26116	4857	224857	4234857	3

## MURANO

V6 3.5L 3498cc	VQ35DE		7356 <sup>53</sup>	27356 <sup>70</sup>	47356	6116	26116	4857	224857	4234857	3
----------------	--------	--	--------------------	---------------------	-------	------	-------	------	--------	---------	---

## PATHFINDER

V6 3.5L 3498cc	VQ35DE	D	7356 <sup>53</sup>	27356 <sup>70</sup>	47356	6116	26116	4863	224863	N/A	3
----------------	--------	---	--------------------	---------------------	-------	------	-------	------	--------	-----	---

## PATHFINDER ARMADA

V8 5.6L 5552cc	VK56DE	A	7356 <sup>53</sup>	27356 <sup>70</sup>	47356	6213	26213	4854	224854	N/A	2
----------------	--------	---	--------------------	---------------------	-------	------	-------	------	--------	-----	---

## PICK UP

L4 2.4L 2389cc (Mex.)			7356 <sup>53</sup>	27356 <sup>70</sup>	47356	6027	26027	N/A	N/A	N/A	
L4 2.4L 2389cc KA24E (Mex.)			1361	21361	N/A	6027	26027	N/A	N/A	N/A	
L4 2.5L (TD25) Turbo Diesel (Mex.)			1515 <sup>53</sup>	21515 <sup>70</sup>	41515	200348	N/A	N/A	N/A	N/A	

## PICK UP D-21

L4 2.4L 2389cc (Mex.)			1361	21361	N/A	6027	26027	N/A	N/A	N/A	
L4 2.4L 2389cc KA24E (Mex.)			1361	21361	N/A	6027	26027	N/A	N/A	N/A	

## PLATINA

L4 1.6L 1598cc DOHC 16V (Mex.)			7207	N/A	N/A	206595	N/A	236928	N/A	N/A	
--------------------------------	--	--	------	-----	-----	--------	-----	--------	-----	-----	--

## QUEST

V6 3.5L 3498cc	VQ35DE		1358 <sup>53</sup>	21358 <sup>70</sup>	41358	6116	26116	4855	224855	N/A	3
----------------	--------	--	--------------------	---------------------	-------	------	-------	------	--------	-----	---

## SENTRA

L4 1.8L 1809cc	QG18DE		1358 <sup>53</sup>	21358 <sup>70</sup>	41358	6116	26116	4857	224857	4234857	3
L4 2.0L 1998cc (Mex.)			1358 <sup>53</sup>	21358 <sup>70</sup>	41358	6116	26116	N/A	N/A	N/A	
L4 2.5L 2500cc	QR25DE		7356 <sup>53</sup>	27356 <sup>70</sup>	47356	6116	26116	4857	224857	4234857	3

## TIIDA

L4 1.6L 1598cc (Mex.)	HR16DE		1358 <sup>53</sup>	21358 <sup>70</sup>	41358			4829	224829	N/A	
-----------------------	--------	--	--------------------	---------------------	-------	--	--	------	--------	-----	--

## TITAN

V8 5.6L 5552cc	VK56DE	A	7356 <sup>53</sup>	27356 <sup>70</sup>	47356	6213	26213	4854	224854	N/A	2
----------------	--------	---	--------------------	---------------------	-------	------	-------	------	--------	-----	---

## TSUBAME

L4 1.6L 1598cc DOHC 16V (Mex.)			1361	21361	N/A	6116	26116	N/A	N/A	N/A	
--------------------------------	--	--	------	-------	-----	------	-------	-----	-----	-----	--

## TSURU

L4 1.6L 1597cc (Mex.)			1361	21361	N/A	6044	26044	N/A	N/A	N/A	
-----------------------	--	--	------	-------	-----	------	-------	-----	-----	-----	--

## URVAN

L4 2.4L (Mex.)			7356 <sup>53</sup>	27356 <sup>70</sup>	47356	N/A	N/A	N/A	N/A	N/A	
----------------	--	--	--------------------	---------------------	-------	-----	-----	-----	-----	-----	--

N/A = Not Available N/R = Not Required N/S = Not Servicable For cabin air locator chart, see pages 5-12 See pages 13-16 for footnotes

1) ProSelect - Normal Driving - Traditional Change Intervals 2) NAPA Gold - Severe Driving - OE Recommended intervals 3) NAPA Platinum - Harsh Driving - OE Recommend Intervals

N/A = Non disponible N/R = Non nécessaire N/S = Non réparable Voir le tableau des filtres et d'habitacle aux pages 5-12 Voir pages 13-16 pour des notes

1) NAPA ProSelect et Argent - Conduite normale - Intervalles normaux de remplacement 2) NAPA Or - Conduite difficile - Intervalles recommandés par FEO 3) NAPA Platine - Conduite très difficile - Intervalles recommandés par FEO

N/A = No disponible N/R = No requerido N/S = No Servicable Para el aire de la cabina y tabla de localización de filtro, consulte las páginas 5-12 Ver las páginas 13-16 para las notas al pie de página

1) NAPA ProSelect y Plata - Manejo normal - Intervalos normales de cambio 2) NAPA Oro - Manejo difícil - Intervalos recomendados por el OEM 3) NAPA Platino - Manejo muy difícil - Intervalos recomendados por el OEM

*Italicized Part Numbers May Not Be Available.*

Las piezas con números en *italicas* pueden no estar disponibles.

Les numéros de pièce en *italiques* peuvent ne pas être disponibles.

P  
a  
s  
s  
C  
a  
r  
L  
i  
g  
h  
t  
T  
r  
u  
c  
k  
O  
i  
l  
-  
A  
i  
r  
-  
C  
a  
b  
i  
n



NISSAN 2004-2003

Pass Car Light Truck - Oil - Air - Cabin

Year/Año/Année Model/Modelo/Modèle Engine/Motor/Moteur	Eng. Code Código de motor Code moteur	VIN NIV NIV	GOLD Oil Aceite Huile	ProSelect Oil Aceite Huile	Platinum Oil Aceite Huile	GOLD Air Aire Air	ProSelect Air Aire Air	GOLD Cabin Air Cabina Aire Cabine Air	ProSelect Cabin Air Cabina Aire Cabine Air	Platinum Cabin Air Cabina Aire Cabine Air	Loc. Cabin Air Cabina Aire Cabine Air
--	---	-------------------	--------------------------------	-------------------------------------	------------------------------------	----------------------------	---------------------------------	--	---	--	--

## NISSAN (Cont'd/Suite)

## 2004 (Cont'd/Suite)

## XTERRA

L4 2.4L 2389cc	KA24DE		7356 <sup>53</sup>	27356 <sup>70</sup>	47356	6027	26027	4856	224856	N/A	3
V6 3.3L 3275cc	VG33E		7356 <sup>53</sup>	27356 <sup>70</sup>	47356	6116	26116	4856	224856	N/A	3
V6 3.3L 3275cc Super Charged	VG33ER		7356 <sup>53</sup>	27356 <sup>70</sup>	47356	6116	26116	4856	224856	N/A	3

## X-TRAIL

L4 2.5L 2488cc (Mex.)	QR25DE		1358 <sup>53</sup>	21358 <sup>70</sup>	41358	6116	26116	4857	224857	4234857	
-----------------------	--------	--	--------------------	---------------------	-------	------	-------	------	--------	---------	--

## 2003

## 350Z

V6 3.5L 3498cc	VQ35DE	A	1358 <sup>53</sup>	21358 <sup>70</sup>	41358	6116	26116	N/R	N/R	N/R	
----------------	--------	---	--------------------	---------------------	-------	------	-------	-----	-----	-----	--

## ALMERA

L4 1.8L 1769cc (Mex.)			1358 <sup>53</sup>	21358	41358	6116	26116	239104	N/A	N/A	
-----------------------	--	--	--------------------	-------	-------	------	-------	--------	-----	-----	--

## ALTIMA

L4 2.5L 2500cc	QR25DE	A	7356 <sup>53</sup>	27356 <sup>70</sup>	47356	6116	26116	4857	224857	4234857	3
V6 3.5L 3498cc	VQ35DE	B	1358 <sup>53</sup>	21358 <sup>70</sup>	41358	6116	26116	4857	224857	4234857	3

## ESTACAS

L4 2.4L 2389cc (Mex.)			1361	21361	N/A	6027	26027	N/A	N/A	N/A	
-----------------------	--	--	------	-------	-----	------	-------	-----	-----	-----	--

## FRONTIER

L4 2.4L 2389cc	KA24DE		7356 <sup>53</sup>	27356 <sup>70</sup>	47356	6027	26027	4856	224856	N/A	3
V6 3.3L 3275cc	VG33E		7356 <sup>53</sup>	27356 <sup>70</sup>	47356	6116	26116	4856	224856	N/A	3
V6 3.3L 3275cc Super Charged	VG33ER		7356 <sup>53</sup>	27356 <sup>70</sup>	47356	6116	26116	4856	224856	N/A	3

## MAXIMA

V6 3.5L 3498cc	VQ35DE		7356 <sup>53</sup>	27356 <sup>70</sup>	47356	6116	26116	4823	224823	N/A	3
----------------	--------	--	--------------------	---------------------	-------	------	-------	------	--------	-----	---

## MURANO

V6 3.5L 3498cc	VQ35DE	W	7356 <sup>53</sup>	27356 <sup>70</sup>	47356	6116	26116	4857	224857	4234857	3
----------------	--------	---	--------------------	---------------------	-------	------	-------	------	--------	---------	---

## PATHFINDER

V6 3.5L 3498cc	VQ35DE	D	7356 <sup>53</sup>	27356 <sup>70</sup>	47356	6116	26116	4863	224863	N/A	3
----------------	--------	---	--------------------	---------------------	-------	------	-------	------	--------	-----	---

## PICK UP

L4 2.4L 2389cc KA24E (Mex.)			1361	21361	N/A	6027	26027	N/A	N/A	N/A	
L4 2.5L (TD25) Turbo Diesel (Mex.)			1515 <sup>53</sup>	21515 <sup>70</sup>	41515	200348	N/A	N/A	N/A	N/A	

## PICK UP D-21

L4 2.4L 2389cc (Mex.)			1361	21361	N/A	6027	26027	N/A	N/A	N/A	
L4 2.4L 2389cc KA24E (Mex.)			1361	21361	N/A	6027	26027	N/A	N/A	N/A	

## PLATINA

L4 1.6L 1598cc DOHC 16V (Mex.)			7207	N/A	N/A	206595	N/A	236928	N/A	N/A	
--------------------------------	--	--	------	-----	-----	--------	-----	--------	-----	-----	--

## SENTRA

L4 1.8L 1809cc	QG18DE		1358 <sup>53</sup>	21358 <sup>70</sup>	41358	6116	26116	4857	224857	4234857	3
L4 2.0L 1998cc (Mex.)			1358 <sup>53</sup>	21358 <sup>70</sup>	41358	6116	26116	N/A	N/A	N/A	
L4 2.5L 2500cc	QR25DE		7356 <sup>53</sup>	27356 <sup>70</sup>	47356	6116	26116	4857	224857	4234857	3

## TSUBAME

L4 1.6L 1598cc DOHC 16V (Mex.)			1361	21361	N/A	6116	26116	N/A	N/A	N/A	
--------------------------------	--	--	------	-------	-----	------	-------	-----	-----	-----	--

## TSURU

L4 1.6L 1597cc (Mex.)			1361	21361	N/A	6044	26044	N/A	N/A	N/A	
-----------------------	--	--	------	-------	-----	------	-------	-----	-----	-----	--

## URVAN

L4 2.4L (Mex.)			7356 <sup>53</sup>	27356 <sup>70</sup>	47356	6284	N/A	N/A	N/A	N/A	
----------------	--	--	--------------------	---------------------	-------	------	-----	-----	-----	-----	--

## XTERRA

L4 2.4L 2389cc	KA24DE		7356 <sup>53</sup>	27356 <sup>70</sup>	47356	6027	26027	4856	224856	N/A	3
V6 3.3L 3275cc	VG33E		7356 <sup>53</sup>	27356 <sup>70</sup>	47356	6116	26116	4856	224856	N/A	3
V6 3.3L 3275cc Super Charged	VG33ER		7356 <sup>53</sup>	27356 <sup>70</sup>	47356	6116	26116	4856	224856	N/A	3

## X-TRAIL

L4 2.5L 2488cc (Mex.)	QR25DE		1358 <sup>53</sup>	21358	41358	6116	26116	4857	224857	4234857	
-----------------------	--------	--	--------------------	-------	-------	------	-------	------	--------	---------	--

N/A = Not Available N/R = Not Required N/S = Not Servicable For cabin air locator chart, see pages 5-12 See pages 13-16 for footnotes

1) ProSelect - Normal Driving - Traditional Change Intervals 2) NAPA Gold - Severe Driving - OE Recommended intervals 3) NAPA Platinum - Harsh Driving - OE Recommend Intervals

N/A = Non disponible N/R = Non nécessaire N/S = Non réparable Voir le tableau des filtres et d'habitacle aux pages 5-12 Voir pages 13-16 pour des notes

1) NAPA ProSelect et Argent - Conduite normale - Intervalles normaux de remplacement 2) NAPA Or - Conduite difficile - Intervalles recommandés par FEO 3) NAPA Platine - Conduite très difficile - Intervalles recommandés par FEO

N/A = No disponible N/R = No requerido N/S = No Servicable Para el aire de la cabina y tabla de localización de filtro, consulte las páginas 5-12 Ver las páginas 13-16 para las notas al pie de página

1) NAPA ProSelect y Plata - Manejo normal - Intervalos normales de cambio 2) NAPA Oro - Manejo difícil - Intervalos recomendados por el OEM 3) NAPA Platino - Manejo muy difícil - Intervalos recomendados por el OEM

Italicized Part Numbers May Not Be Available.

Las piezas con números en *italicas* pueden no estar disponibles.  
Les numéros de pièce en *italiques* peuvent ne pas être disponibles.



## Pass Car Light Truck - Oil - Air - Cabin

NISSAN 2002-2001

Year/Año/Année Model/Modelo/Modèle Engine/Motor/Moteur	Eng. Code Código de motor Code moteur	VIN NIV NIV	GOLD Oil Aceite Huile	ProSelect Oil Aceite Huile	Platinum Oil Aceite Huile	GOLD Air Aire Air	ProSelect Air Aire Air	GOLD Cabin Air Cabina Aire Cabine Air	ProSelect Cabin Air Cabina Aire Cabine Air	Platinum Cabin Air Cabina Aire Cabine Air	Loc. Cabin Air Cabina Aire Cabine Air
--	---	-------------------	--------------------------------	-------------------------------------	------------------------------------	----------------------------	---------------------------------	--	---	--	--

## NISSAN (Cont'd/Suite)

**2002**

## ALMERA

L4 1.8L 1769cc (Mex.)			1358 <sup>53</sup>	21358	41358	6116	26116	239104	N/A	N/A	
-----------------------	--	--	--------------------	-------	-------	------	-------	--------	-----	-----	--

## ALTIMA

L4 2.5L 2500cc	QR25DE	A	7356 <sup>53</sup>	27356 <sup>70</sup>	47356	6116	26116	4857	224857	4234857	3
V6 3.5L 3498cc	VQ35DE	B	1358 <sup>53</sup>	21358 <sup>70</sup>	41358	6116	26116	4857	224857	4234857	3

## ESTACAS

L4 2.4L 2389cc (Mex.)			1361	21361	N/A	6027	26027	N/A	N/A	N/A	
-----------------------	--	--	------	-------	-----	------	-------	-----	-----	-----	--

## FRONTIER

L4 2.4L 2389cc	KA24DE		7356 <sup>53</sup>	27356 <sup>70</sup>	47356	6027	26027	4856	224856	N/A	3
V6 3.3L 3275cc	VG33E		7356 <sup>53</sup>	27356 <sup>70</sup>	47356	6116	26116	4856	224856	N/A	3
V6 3.3L 3275cc Super Charged	VG33ER		7356 <sup>53</sup>	27356 <sup>70</sup>	47356	6116	26116	4856	224856	N/A	3

## MAXIMA

V6 3.0L 2987cc (Mex.)			7356 <sup>53</sup>	27356 <sup>70</sup>	47356	6116	26116	4823	224823	N/A	3
V6 3.5L 3498cc	VQ35DE		7356 <sup>53</sup>	27356 <sup>70</sup>	47356	6116	26116	4823	224823	N/A	3

## PATHFINDER

V6 3.5L 3498cc	VQ35DE	D	7356 <sup>53</sup>	27356 <sup>70</sup>	47356	6116	26116	4863	224863	N/A	3
----------------	--------	---	--------------------	---------------------	-------	------	-------	------	--------	-----	---

## PICK UP

L4 2.4L 2389cc KA24E (Mex.)			1361	21361	N/A	6027	26027	N/A	N/A	N/A	
L4 2.5L (TD25) Turbo Diesel (Mex.)			1515 <sup>53</sup>	21515 <sup>70</sup>	41515	200348	N/A	N/A	N/A	N/A	

## PICK UP D-21

L4 2.4L 2389cc (Mex.)			1361	21361	N/A	6027	26027	N/A	N/A	N/A	
L4 2.4L 2389cc KA24E (Mex.)			1361	21361	N/A	6027	26027	N/A	N/A	N/A	

## PLATINA

L4 1.6L 1598cc DOHC 16V (Mex.)			7207	N/A	N/A	206595	N/A	236928	N/A	N/A	
--------------------------------	--	--	------	-----	-----	--------	-----	--------	-----	-----	--

## QUEST

V6 3.3L 3275cc	VG33E		7356 <sup>53</sup>	27356 <sup>70</sup>	47356	6095	26095	N/A <sup>61</sup>	N/A <sup>61</sup>	N/A <sup>61</sup>	1
----------------	-------	--	--------------------	---------------------	-------	------	-------	-------------------	-------------------	-------------------	---

## SENTRA

L4 1.8L 1769cc (Mex.)			1358 <sup>53</sup>	21358	41358	6116	26116	4857	224857	4234857	
L4 1.8L 1809cc	QG18DE		1358 <sup>53</sup>	21358 <sup>70</sup>	41358	6116	26116	4857	224857	4234857	3
L4 2.0L 1998cc (Mex.)			1358 <sup>53</sup>	21358 <sup>70</sup>	41358	6116	26116	N/A	N/A	N/A	
L4 2.5L 2500cc	QR25DE		7356 <sup>53</sup>	27356 <sup>70</sup>	47356	6116	26116	4857	224857	4234857	3

## TSUBAME

L4 1.6L 1598cc DOHC 16V (Mex.)			1361	21361	N/A	6116	26116	N/A	N/A	N/A	
--------------------------------	--	--	------	-------	-----	------	-------	-----	-----	-----	--

## TSURU

L4 1.6L 1597cc (Mex.)			1361	21361	N/A	6044	26044	N/A	N/A	N/A	
-----------------------	--	--	------	-------	-----	------	-------	-----	-----	-----	--

## URVAN

L4 2.4L (Mex.)			7356 <sup>53</sup>	27356 <sup>70</sup>	47356	6284	N/A	N/A	N/A	N/A	
----------------	--	--	--------------------	---------------------	-------	------	-----	-----	-----	-----	--

## XTERRA

L4 2.4L 2389cc	KA24DE		7356 <sup>53</sup>	27356 <sup>70</sup>	47356	6027	26027	4856	224856	N/A	3
V6 3.3L 3275cc	VG33E		7356 <sup>53</sup>	27356 <sup>70</sup>	47356	6116	26116	4856	224856	N/A	3
V6 3.3L 3275cc Super Charged	VG33ER		7356 <sup>53</sup>	27356 <sup>70</sup>	47356	6116	26116	4856	224856	N/A	3

## X-TRAIL

L4 2.5L 2488cc (Mex.)	QR25DE		1358 <sup>53</sup>	21358	41358	6116	26116	4857	224857	4234857	
-----------------------	--------	--	--------------------	-------	-------	------	-------	------	--------	---------	--

**2001**

## ALMERA

L4 1.8L 1769cc (Mex.)			1358 <sup>53</sup>	21358	41358	6116	26116	239104	N/A	N/A	
-----------------------	--	--	--------------------	-------	-------	------	-------	--------	-----	-----	--

## ALTIMA

L4 2.4L 2389cc	KA24DE		7356 <sup>53</sup>	27356 <sup>70</sup>	47356	6116	26116	4863	224863	N/A	3
----------------	--------	--	--------------------	---------------------	-------	------	-------	------	--------	-----	---

## ESTACAS

L4 2.4L 2389cc (Mex.)			1361	21361	N/A	6027	26027	N/A	N/A	N/A	
-----------------------	--	--	------	-------	-----	------	-------	-----	-----	-----	--

N/A = Not Available N/R = Not Required N/S = Not Servicable For cabin air locator chart, see pages 5-12 See pages 13-16 for footnotes

1) ProSelect - Normal Driving - Traditional Change Intervals 2) NAPA Gold - Severe Driving - OE Recommended intervals 3) NAPA Platinum - Harsh Driving - OE Recommend Intervals

N/A = Non disponible N/R = Non nécessaire N/S = Non réparable Voir le tableau des filtres et d'habitacle aux pages 5-12 Voir pages 13-16 pour des notes

1) NAPA ProSelect et Argent - Conduite normale - Intervalles normaux de remplacement 2) NAPA Or - Conduite difficile - Intervalles recommandés par FEO 3) NAPA Platine - Conduite très difficile - Intervalles recommandés par FEO

N/A = No disponible N/R = No requerido N/S = No Servicable Para el aire de la cabina y tabla de localización de filtro, consulte las páginas 5-12 Ver las páginas 13-16 para las notas al pie de página

1) NAPA ProSelect y Plata - Manejo normal - Intervalos normales de cambio 2) NAPA Oro - Manejo difícil - Intervalos recomendados por el OEM 3) NAPA Platino - Manejo muy difícil - Intervalos recomendados por el OEM

*Italicized Part Numbers May Not Be Available.*Las piezas con números en *italicas* pueden no estar disponibles.Les numéros de pièce en *italiques* peuvent ne pas être disponibles.P  
a  
s  
s  
C  
a  
r  
L  
i  
g  
h  
t  
T  
r  
u  
c  
k  
O  
i  
l  
-  
A  
i  
r  
-  
C  
a  
b  
i  
n



Year/Año/Année Model/Modelo/Modele Engine/Motor/Moteur	Eng. Code Código de motor Code moteur	VIN NIV NIV	GOLD Oil Aceite Huile	ProSelect Oil Aceite Huile	Platinum Oil Aceite Huile	GOLD Air Aire Air	ProSelect Air Aire Air	GOLD Cabin Air Cabina Aire Cabine Air	ProSelect Cabin Air Cabina Aire Cabine Air	Platinum Cabin Air Cabina Aire Cabine Air	Loc. Cabin Air Cabina Aire Cabine Air
--	---	-------------------	--------------------------------	-------------------------------------	------------------------------------	----------------------------	---------------------------------	--	---	--	--

NISSAN (Cont'd/Suite)

**2001** (Cont'd/Suite)

**FRONTIER**

L4 2.4L 2389cc	KA24DE		7356 <sup>53</sup>	27356 <sup>70</sup>	47356	6027	26027	4856	224856	N/A	3
V6 3.3L 3275cc	VG33E		7356 <sup>53</sup>	27356 <sup>70</sup>	47356	6116	26116	4856	224856	N/A	3
V6 3.3L 3275cc Super Charged	VG33ER		7356 <sup>53</sup>	27356 <sup>70</sup>	47356	6116	26116	4856	224856	N/A	3

**LUCINO**

L4 1.6L 1598cc DOHC 16V (Mex.)			1361	21361	N/A	6116	26116	N/A	N/A	N/A	
--------------------------------	--	--	------	-------	-----	------	-------	-----	-----	-----	--

**MAXIMA**

V6 3.0L 2988cc			7356 <sup>53</sup>	27356 <sup>70</sup>	47356	6116	26116	4823	224823	N/A	3
----------------	--	--	--------------------	---------------------	-------	------	-------	------	--------	-----	---

**PATHFINDER**

V6 3.5L 3498cc	VQ35DE	D	7356 <sup>53</sup>	27356 <sup>70</sup>	47356	6116	26116	4863	224863	N/A	3
----------------	--------	---	--------------------	---------------------	-------	------	-------	------	--------	-----	---

**PICK UP**

L4 2.4L 2389cc KA24E (Mex.)			1361	21361	N/A	6027	26027	N/A	N/A	N/A	
L4 2.5L (TD25) Turbo Diesel (Mex.)			1515 <sup>53</sup>	21515 <sup>70</sup>	41515	200348	N/A	N/A	N/A	N/A	

**PICK UP D-21**

L4 2.4L 2389cc (Mex.)			1361	21361	N/A	6027	26027	N/A	N/A	N/A	
L4 2.4L 2389cc KA24E (Mex.)			1361	21361	N/A	6027	26027	N/A	N/A	N/A	

**QUEST**

V6 3.3L 3275cc	VG33E		7356 <sup>53</sup>	27356 <sup>70</sup>	47356	6095	26095	N/A <sup>61</sup>	N/A <sup>61</sup>	N/A <sup>61</sup>	1
----------------	-------	--	--------------------	---------------------	-------	------	-------	-------------------	-------------------	-------------------	---

**SENTRA**

L4 1.8L 1809cc	QG18DE		1358 <sup>53</sup>	21358 <sup>70</sup>	41358	6116	26116	4857	224857	4234857	3
L4 2.0L 1998cc	MR20DE		1358 <sup>53</sup>	21358 <sup>70</sup>	41358	6116	26116	4857	224857	4234857	3

**TSUBAME**

L4 1.6L 1598cc DOHC 16V (Mex.)			1361	21361	N/A	6116	26116	N/A	N/A	N/A	
--------------------------------	--	--	------	-------	-----	------	-------	-----	-----	-----	--

**TSURU**

L4 1.6L 1597cc (Mex.)			1361	21361	N/A	6044	26044	N/A	N/A	N/A	
-----------------------	--	--	------	-------	-----	------	-------	-----	-----	-----	--

**URVAN**

L4 2.4L (Mex.)			7356 <sup>53</sup>	27356 <sup>70</sup>	47356	6284	N/A	N/A	N/A	N/A	
----------------	--	--	--------------------	---------------------	-------	------	-----	-----	-----	-----	--

**XTERRA**

L4 2.4L 2389cc	KA24DE		7356 <sup>53</sup>	27356 <sup>70</sup>	47356	6027	26027	4856	224856	N/A	3
V6 3.3L 3275cc	VG33E		7356 <sup>53</sup>	27356 <sup>70</sup>	47356	6116	26116	4856	224856	N/A	3

**X-TRAIL**

L4 2.5L 2488cc (Mex.)	QR25DE		1358 <sup>53</sup>	21358 <sup>70</sup>	41358	6116	26116	N/A	N/A	N/A	
-----------------------	--------	--	--------------------	---------------------	-------	------	-------	-----	-----	-----	--

OLDSMOBILE

**2004**

**ALERO**

L4 2.2L 134 CID	L61	F	7082	27082 <sup>70</sup>	47082	6035	26035	N/R	N/R	N/R	
V6 3.4L 207 CID		E	1040 <sup>53</sup>	21040 <sup>70</sup>	41040	6035	26035	N/R	N/R	N/R	

**BRAVADA**

L6 4.2L 256 CID		S	1522 <sup>53</sup>	21522 <sup>70</sup>	41522	2729	22729	N/R	N/R	N/R	
-----------------	--	---	--------------------	---------------------	-------	------	-------	-----	-----	-----	--

**SILHOUETTE**

V6 3.4L 207 CID		E	1040 <sup>53</sup>	21040 <sup>70</sup>	41040	6302	26302	4161 <sup>79</sup>	224161 <sup>79</sup>	N/A <sup>79</sup>	5
-----------------	--	---	--------------------	---------------------	-------	------	-------	--------------------	----------------------	-------------------	---

**2003**

**ALERO**

L4 2.2L 134 CID	L61	F	7082	27082 <sup>70</sup>	47082	6035	26035	N/R	N/R	N/R	
V6 3.4L 207 CID		E	1040 <sup>53</sup>	21040 <sup>70</sup>	41040	6035	26035	N/R	N/R	N/R	

**AURORA**

V8 4.0L 244 CID		C	1522 <sup>53</sup>	21522 <sup>70</sup>	41522	6302	26302	4812 <sup>79</sup> 4474 <sup>147</sup>	224812 <sup>79</sup> N/A <sup>147</sup>	4234812 <sup>79</sup> N/A <sup>147</sup>	2 2
-----------------	--	---	--------------------	---------------------	-------	------	-------	---	--	---	--------

N/A = Not Available N/R = Not Required N/S = Not Servicable For cabin air locator chart, see pages 5-12 See pages 13-16 for footnotes

1) ProSelect - Normal Driving - Traditional Change Intervals 2) NAPA Gold - Severe Driving - OE Recommended intervals 3) NAPA Platinum - Harsh Driving - OE Recommend Intervals

N/A = Non disponible N/R = Non nécessaire N/S = Non réparable Voir le tableau des filtres et d'habitacle aux pages 5-12 Voir pages 13-16 pour des notes

1) NAPA ProSelect et Argent - Conduite normale - Intervalles normaux de remplacement 2) NAPA Or - Conduite difficile - Intervalles recommandés par FEO 3) NAPA Platine - Conduite très difficile - Intervalles recommandés par FEO

N/A = No disponible N/R = No requerido N/S = No Servicable Para el aire de la cabina y tabla de localización de filtro, consulte las páginas 5-12 Ver las páginas 13-16 para las notas al pie de página

1) NAPA ProSelect y Plata - Manejo normal - Intervalos normales de cambio 2) NAPA Oro - Manejo difícil - Intervalos recomendados por el OEM 3) NAPA Platino - Manejo muy difícil - Intervalos recomendados por el OEM

*Italicized Part Numbers May Not Be Available.*

Las piezas con números en *italicas* pueden no estar disponibles.  
Les numéros de pièce en *italiques* peuvent ne pas être disponibles.



## Pass Car Light Truck - Oil - Air - Cabin

OLDSMOBILE 2003 —  
OPEL 2004

Year/Año/Année Model/Modelo/Modèle Engine/Motor/Moteur	Eng. Code Código de motor Code moteur	VIN NIV NIV	GOLD Oil Aceite Huile	ProSelect Oil Aceite Huile	Platinum Oil Aceite Huile	GOLD Air Aire Air	ProSelect Air Aire Air	GOLD Cabin Air Cabina Aire Cabine Air	ProSelect Cabin Air Cabina Aire Cabine Air	Platinum Cabin Air Cabina Aire Cabine Air	Loc. Cabin Air Cabina Aire Cabine Air
--	---	-------------------	--------------------------------	-------------------------------------	------------------------------------	----------------------------	---------------------------------	--	---	--	--

## OLDSMOBILE (Cont'd/Suite)

**2003** (Cont'd/Suite)

## BRAVADA

L6 4.2L 256 CID		S	1522 <sup>53</sup>	21522 <sup>70</sup>	41522	2729	22729	N/R	N/R	N/R	
-----------------	--	---	--------------------	---------------------	-------	------	-------	-----	-----	-----	--

## SILHOUETTE

V6 3.4L 207 CID		E	1040 <sup>53</sup>	21040 <sup>70</sup>	41040	6302	26302	4161 <sup>79</sup>	224161 <sup>79</sup>	N/A <sup>79</sup>	5
-----------------	--	---	--------------------	---------------------	-------	------	-------	--------------------	----------------------	-------------------	---

**2002**

## ALERO

L4 2.2L 134 CID	L61	F	7082	27082 <sup>70</sup>	47082	6035	26035	N/R	N/R	N/R	
V6 3.4L 207 CID		E	1040 <sup>53</sup>	21040 <sup>70</sup>	41040	6035	26035	N/R	N/R	N/R	

## AURORA

V6 3.5L 214 CID		H	7090	27090 <sup>70</sup>	47090	6302	26302	4812 <sup>79</sup> 4474 <sup>147</sup>	224812 <sup>79</sup> N/A <sup>147</sup>	4234812 <sup>79</sup> N/A <sup>147</sup>	2
V8 4.0L 244 CID		C	1522 <sup>53</sup>	21522 <sup>70</sup>	41522	6302	26302	4812 <sup>79</sup> 4474 <sup>147</sup>	224812 <sup>79</sup> N/A <sup>147</sup>	4234812 <sup>79</sup> N/A <sup>147</sup>	2

## BRAVADA

L6 4.2L 256 CID		S	1522 <sup>53</sup>	21522 <sup>70</sup>	41522	2729	22729	N/R	N/R	N/R	
-----------------	--	---	--------------------	---------------------	-------	------	-------	-----	-----	-----	--

## INTRIGUE

V6 3.5L 214 CID		H	7090	27090 <sup>70</sup>	47090	6153	26153	4780	224780	4234780	1
-----------------	--	---	------	---------------------	-------	------	-------	------	--------	---------	---

## SILHOUETTE

V6 3.4L 207 CID		E	1040 <sup>53</sup>	21040 <sup>70</sup>	41040	6302	26302	4161 <sup>79</sup>	224161 <sup>79</sup>	N/A <sup>79</sup>	5
-----------------	--	---	--------------------	---------------------	-------	------	-------	--------------------	----------------------	-------------------	---

**2001**

## ALERO

L4 2.4L 146 CID		T	1042 <sup>53</sup>	21042 <sup>70</sup>	41042	6035	26035	N/R	N/R	N/R	
V6 3.4L 207 CID		E	1040 <sup>53</sup>	21040 <sup>70</sup>	41040	6035	26035	N/R	N/R	N/R	

## AURORA

V6 3.5L 214 CID		H	7090	27090 <sup>70</sup>	47090	6302	26302	4812 <sup>79</sup> 4474 <sup>147</sup>	224812 <sup>79</sup> N/A <sup>147</sup>	4234812 <sup>79</sup> N/A <sup>147</sup>	2
V8 4.0L 244 CID		C	1522 <sup>53</sup>	21522 <sup>70</sup>	41522	6302	26302	4812 <sup>79</sup> 4474 <sup>147</sup>	224812 <sup>79</sup> N/A <sup>147</sup>	4234812 <sup>79</sup> N/A <sup>147</sup>	2

## BRAVADA

V6 4.3L 262 CID		W	1040 <sup>53</sup>	21040 <sup>70</sup>	41040	6117	26117	N/R	N/R	N/R	
-----------------	--	---	--------------------	---------------------	-------	------	-------	-----	-----	-----	--

## INTRIGUE

V6 3.5L 214 CID		H	7090	27090 <sup>70</sup>	47090	6153	26153	4780	224780	4234780	1
-----------------	--	---	------	---------------------	-------	------	-------	------	--------	---------	---

## SILHOUETTE

V6 3.4L 207 CID		E	1040 <sup>53</sup>	21040 <sup>70</sup>	41040	6302	26302	4161 <sup>79</sup>	224161 <sup>79</sup>	N/A <sup>79</sup>	5
-----------------	--	---	--------------------	---------------------	-------	------	-------	--------------------	----------------------	-------------------	---

## OPEL

**2010**

## ASTRA

L4 1.6L 1598cc CNG (Mex.)						9522	N/A	9364	N/A	N/A	
---------------------------	--	--	--	--	--	------	-----	------	-----	-----	--

**2009**

## ASTRA

L4 1.6L 1598cc CNG (Mex.)						9522	N/A	9364	N/A	N/A	
---------------------------	--	--	--	--	--	------	-----	------	-----	-----	--

**2005**

## ASTRA

L4 1.8L 1796cc (Mex.)			7143	N/A	N/A	9522	N/A	9364	N/A	N/A	
-----------------------	--	--	------	-----	-----	------	-----	------	-----	-----	--

**2004**

## ASTRA

L4 1.6L 1598cc CNG (Mex.)			7143	N/A	N/A	9522	N/A	9364	N/A	N/A	
---------------------------	--	--	------	-----	-----	------	-----	------	-----	-----	--

N/A = Not Available N/R = Not Required N/S = Not Servicable For cabin air locator chart, see pages 5-12 See pages 13-16 for footnotes

1) ProSelect - Normal Driving - Traditional Change Intervals 2) NAPA Gold - Severe Driving - OE Recommended intervals 3) NAPA Platinum - Harsh Driving - OE Recommend Intervals

N/A = Non disponible N/R = Non nécessaire N/S = Non réparable Voir le tableau des filtres et d'habitacle aux pages 5-12 Voir pages 13-16 pour des notes

1) NAPA ProSelect et Argent - Conduite normale - Intervalles normaux de remplacement 2) NAPA Or - Conduite difficile - Intervalles recommandés par FEO 3) NAPA Platine - Conduite très difficile - Intervalles recommandés par FEO

N/A = No disponible N/R = No requerido N/S = No Servicable Para el aire de la cabina y tabla de localización de filtro, consulte las páginas 5-12 Ver las páginas 13-16 para las notas al pie de página

1) NAPA ProSelect y Plata - Manejo normal - Intervalles normales de cambio 2) NAPA Oro - Manejo difícil - Intervalles recomendados por el OEM 3) NAPA Platino - Manejo muy difícil - Intervalles recomendados por el OEM

*Italicized Part Numbers May Not Be Available.*Las piezas con números en *italicas* pueden no estar disponibles.Les numéros de pièce en *italiques* peuvent ne pas être disponibles.



Year/Año/Année Model/Modelo/Modele Engine/Motor/Moteur	Eng. Code Código de motor Code moteur	VIN NIV NIV	GOLD Oil Aceite Huile	ProSelect Oil Aceite Huile	Platinum Oil Aceite Huile	GOLD Air Aire Air	ProSelect Air Aire Air	GOLD Cabin Air Cabina Aire Cabine Air	ProSelect Cabin Air Cabina Aire Cabine Air	Platinum Cabin Air Cabina Aire Cabine Air	Loc. Cabin Air Cabina Aire Cabine Air
--	---	-------------------	--------------------------------	-------------------------------------	------------------------------------	----------------------------	---------------------------------	--	---	--	--

OPEL (Cont'd/Suite)

**2004** (Cont'd/Suite)

ASTRA (Cont'd/Suite)

L4 1.8L 1796cc (Mex.)		7143	N/A	N/A	9522	N/A	9364	N/A	N/A	
-----------------------	--	------	-----	-----	------	-----	------	-----	-----	--

**2003**

ASTRA

L4 1.6L 1598cc CNG (Mex.)		7143	N/A	N/A	9522	N/A	9364	N/A	N/A	
---------------------------	--	------	-----	-----	------	-----	------	-----	-----	--

**2002**

ASTRA

L4 1.6L 1598cc CNG (Mex.)		7143	N/A	N/A	9522	N/A	9364	N/A	N/A	
---------------------------	--	------	-----	-----	------	-----	------	-----	-----	--

PEUGEOT

**2018**

MANAGER

L4 2.2L 2198CC 134CID (Mex.)		107305	N/A	N/A	200266	N/A	N/S	N/S	N/A	
------------------------------	--	--------	-----	-----	--------	-----	-----	-----	-----	--

**2017**

208

L4 1.6L 1560CC 95CID (Mex.)		107305	N/A	N/A	N/S	N/S	N/S	N/S	N/A	
-----------------------------	--	--------	-----	-----	-----	-----	-----	-----	-----	--

3008

L4 1.6L THP1598cc Turbo (Mex.)	EP6DT	7512	27512	N/A			239318 N/A <sup>78</sup>	N/A N/A <sup>78</sup>	N/A N/A <sup>78</sup>	
--------------------------------	-------	------	-------	-----	--	--	-----------------------------	--------------------------	--------------------------	--

301

L4 1.6L 1587cc (Mex.)		7512	27512	N/A			239256	N/A	N/A	
-----------------------	--	------	-------	-----	--	--	--------	-----	-----	--

308

L4 1.6L 1598cc Turbo (Mex.)		7512	27512	N/A	9825	29825	N/A	N/A	N/A	
-----------------------------	--	------	-------	-----	------	-------	-----	-----	-----	--

508

L4 1.6L 1598cc (Mex.)		7512	27512	N/A	N/S	N/S	N/S	N/S	N/A	
-----------------------	--	------	-------	-----	-----	-----	-----	-----	-----	--

MANAGER

L4 2.2L 2198CC 134CID (Mex.)		107305	N/A	N/A	200266	N/A	N/S	N/S	N/A	
------------------------------	--	--------	-----	-----	--------	-----	-----	-----	-----	--

PARTNER

L4 1.6L 1560cc HDI Diesel (Mex.)		107305	N/A	N/A			239318	N/A	N/A	
----------------------------------	--	--------	-----	-----	--	--	--------	-----	-----	--

RCZ

L4 1.6L 1598cc Turbo (Mex.)		7512	27512	N/A	9728	29728	N/A	N/A	N/A	
-----------------------------	--	------	-------	-----	------	-------	-----	-----	-----	--

**2016**

2008

L4 1.6L 1598cc Turbo (Mex.)		7512	27512	N/A	9825	29825	239256	N/A	N/A	
-----------------------------	--	------	-------	-----	------	-------	--------	-----	-----	--

208

L4 1.6L THP 1598cc Turbo (Mex.)	EP6CDT	7512	27512	N/A	9728	29728	239256	N/A	N/A	
---------------------------------	--------	------	-------	-----	------	-------	--------	-----	-----	--

3008

L4 1.6L THP1598cc Turbo (Mex.)	EP6DT	7512	27512	N/A	9728	29728	239318 N/A	N/A N/A	N/A N/A	
--------------------------------	-------	------	-------	-----	------	-------	---------------	------------	------------	--

301

L4 1.6L 1560cc Diesel (Mex.)		107305	N/A	N/A			239256	N/A	N/A	
------------------------------	--	--------	-----	-----	--	--	--------	-----	-----	--

L4 1.6L 1587cc (Mex.)		7512	27512	N/A			N/A	N/A	N/A	
-----------------------	--	------	-------	-----	--	--	-----	-----	-----	--

308

L4 1.6L 1598cc Turbo (Mex.)		7512	27512	N/A	9825	29825	N/A	N/A	N/A	
-----------------------------	--	------	-------	-----	------	-------	-----	-----	-----	--

508

L4 1.6L THP1598cc Turbo (Mex.)	EP6DT	107305	N/A	N/A	9728	29728	N/A	N/A	N/A	
--------------------------------	-------	--------	-----	-----	------	-------	-----	-----	-----	--

MANAGER

L4 2.2L 2198cc Diesel (Mex.)		7512	27512	N/A	200266	N/A	N/A	N/A	N/A	
------------------------------	--	------	-------	-----	--------	-----	-----	-----	-----	--

N/A = Not Available N/R = Not Required N/S = Not Servicable For cabin air locator chart, see pages 5-12 See pages 13-16 for footnotes

1) ProSelect - Normal Driving - Traditional Change Intervals 2) NAPA Gold - Severe Driving - OE Recommended intervals 3) NAPA Platinum - Harsh Driving - OE Recommend Intervals

N/A = Non disponible N/R = Non nécessaire N/S = Non réparable Voir le tableau des filtres et d'habitacle aux pages 5-12 Voir pages 13-16 pour des notes

1) NAPA ProSelect et Argent - Conduite normale - Intervalles normaux de remplacement 2) NAPA Or - Conduite difficile - Intervalles recommandés par FEO 3) NAPA Platine - Conduite très difficile - Intervalles recommandés par FEO

N/A = No disponible N/R = No requerido N/S = No Servicable Para el aire de la cabina y tabla de localización de filtro, consulte las páginas 5-12 Ver las páginas 13-16 para las notas al pie de página

1) NAPA ProSelect y Plata - Manejo normal - Intervalos normales de cambio 2) NAPA Oro - Manejo difícil - Intervalos recomendados por el OEM 3) NAPA Platino - Manejo muy difícil - Intervalos recomendados por el OEM

*Italicized Part Numbers May Not Be Available.*

Las piezas con números en *italicas* pueden no estar disponibles.  
Les numéros de pièce en *italiques* peuvent ne pas être disponibles.





## Pass Car Light Truck - Oil - Air - Cabin

PEUGEOT 2016-2014

Year/Año/Année Model/Modelo/Modele Engine/Motor/Moteur	Eng. Code Código de motor Code moteur	VIN NIV NIV	GOLD Oil Aceite Huile	ProSelect Oil Aceite Huile	Platinum Oil Aceite Huile	GOLD Air Aire Air	ProSelect Air Aire Air	GOLD Cabin Air Cabina Aire Cabine Air	ProSelect Cabin Air Cabina Aire Cabine Air	Platinum Cabin Air Cabina Aire Cabine Air	Loc. Cabin Air Cabina Aire Cabine Air
--	---	-------------------	--------------------------------	-------------------------------------	------------------------------------	----------------------------	---------------------------------	--	---	--	--

## PEUGEOT (Cont'd/Suite)

**2016** (Cont'd/Suite)

## PARTNER

L4 1.6L 1560cc HDI Diesel (Mex.)			107305	N/A	N/A			239318	N/A	N/A	
----------------------------------	--	--	--------	-----	-----	--	--	--------	-----	-----	--

## RCZ

L4 1.6L 1598cc Turbo (Mex.)			7512	27512	N/A	9728	29728	N/A	N/A	N/A	
-----------------------------	--	--	------	-------	-----	------	-------	-----	-----	-----	--

**2015**

## 2008

L4 1.6L 1598cc Turbo (Mex.)			7512	27512	N/A	9825	29825	239256	N/A	N/A	
-----------------------------	--	--	------	-------	-----	------	-------	--------	-----	-----	--

## 208

L4 1.6L THP 1598cc Turbo (Mex.)	EP6CDT		7512	27512	N/A	9728	29728	239256	N/A	N/A	
L4 1.6L THP1598cc Turbo (Mex.)	EP6DT		7512	27512	N/A	9825	29825	239256	N/A	N/A	

## 3008

L4 1.6L THP 1598cc Turbo (Mex.)	EP6CDT		7512	27512	N/A	9728	29728	239318 N/A	N/A N/A	N/A N/A	
L4 1.6L THP1598cc Turbo (Mex.)	EP6DT		7512	27512	N/A	9728	29728	239318 N/A	N/A N/A	N/A N/A	

## 301

L4 1.6L 1587cc (Mex.)			7512	27512	N/A			239256	N/A	N/A	
-----------------------	--	--	------	-------	-----	--	--	--------	-----	-----	--

## 508

L4 1.6L THP1598cc Turbo (Mex.)	EP6DT		107305	N/A	N/A	9728	29728	N/A	N/A	N/A	
--------------------------------	-------	--	--------	-----	-----	------	-------	-----	-----	-----	--

## MANAGER

L4 2.2L 2198cc Diesel (Mex.)			7512	27512	N/A	200266	N/A	N/A	N/A	N/A	
L4 3.0L HDI TURBO DIESEL (Mex.)						200266	N/A	N/A	N/A	N/A	

## PARTNER

L4 1.6L 1560cc HDI Diesel (Mex.)			107305	N/A	N/A			239318	N/A	N/A	
----------------------------------	--	--	--------	-----	-----	--	--	--------	-----	-----	--

## RCZ

L4 1.6L 1598cc Turbo (Mex.)			7512	27512	N/A	9728	29728	N/A	N/A	N/A	
-----------------------------	--	--	------	-------	-----	------	-------	-----	-----	-----	--

**2014**

## 2008

L4 1.6L 1598cc Turbo (Mex.)			7512	27512	N/A	9825	29825	239256	N/A	N/A	
-----------------------------	--	--	------	-------	-----	------	-------	--------	-----	-----	--

## 207

L4 1.6L 1598cc Turbo (Mex.)			7512	27512	N/A	9728	29728	239256	N/A	N/A	
-----------------------------	--	--	------	-------	-----	------	-------	--------	-----	-----	--

## 208

L4 1.6L THP 1598cc Turbo (Mex.)	EP6CDT		7512	27512	N/A	9728	29728	239256	N/A	N/A	
L4 1.6L THP1598cc Turbo (Mex.)	EP6DT		7512	27512	N/A	9825	29825	239256	N/A	N/A	

## 3008

L4 1.6L THP 1598cc Turbo (Mex.)	EP6CDT		7512	27512	N/A	9728	29728	239318 N/A	N/A N/A	N/A N/A	
L4 1.6L THP1598cc Turbo (Mex.)	EP6DT		7512	27512	N/A	9728	29728	239318 N/A	N/A N/A	N/A N/A	

## 301

L4 1.6L 1587cc (Mex.)			7512	27512	N/A			N/A	N/A	N/A	
-----------------------	--	--	------	-------	-----	--	--	-----	-----	-----	--

## 308

L4 1.6L THP 1598cc Turbo (Mex.)	EP6CDT		7512	27512	N/A	9825	29825	N/A	N/A	N/A	
---------------------------------	--------	--	------	-------	-----	------	-------	-----	-----	-----	--

## 508

L4 1.6L THP1598cc Turbo (Mex.)	EP6DT		107305	N/A	N/A	9728	29728	N/A	N/A	N/A	
--------------------------------	-------	--	--------	-----	-----	------	-------	-----	-----	-----	--

## MANAGER

L4 2.2L 2198cc Diesel (Mex.)			7512	27512	N/A	200266	N/A	N/A	N/A	N/A	
L4 3.0L HDI TURBO DIESEL (Mex.)						200266	N/A	N/A	N/A	N/A	

## PARTNER

L4 1.6L 1560cc HDI Diesel (Mex.)			107305	N/A	N/A			239318	N/A	N/A	
----------------------------------	--	--	--------	-----	-----	--	--	--------	-----	-----	--

N/A = Not Available N/R = Not Required N/S = Not Servicable For cabin air locator chart, see pages 5-12 See pages 13-16 for footnotes

1) ProSelect - Normal Driving - Traditional Change Intervals 2) NAPA Gold - Severe Driving - OE Recommended intervals 3) NAPA Platinum - Harsh Driving - OE Recommend Intervals

N/A = Non disponible N/R = Non nécessaire N/S = Non réparable Voir le tableau des filtres et d'habitacle aux pages 5-12 Voir pages 13-16 pour des notes

1) NAPA ProSelect et Argent - Conduite normale - Intervalles normaux de remplacement 2) NAPA Or - Conduite difficile - Intervalles recommandés par FEO 3) NAPA Platine - Conduite très difficile - Intervalles recommandés par FEO

N/A = No disponible N/R = No requerido N/S = No Servicable Para el aire de la cabina y tabla de localización de filtro, consulte las páginas 5-12 Ver las páginas 13-16 para las notas al pie de página

1) NAPA ProSelect y Plata - Manejo normal - Intervalos normales de cambio 2) NAPA Oro - Manejo difícil - Intervalos recomendados por el OEM 3) NAPA Platino - Manejo muy difícil - Intervalos recomendados por el OEM

*Italicized Part Numbers May Not Be Available.*

Las piezas con números en *italicas* pueden no estar disponibles.

Les numéros de pièce en *italiques* peuvent ne pas être disponibles.

P  
a  
s  
s  
C  
a  
r  
L  
i  
g  
h  
t  
T  
r  
u  
c  
k  
O  
i  
l  
-  
A  
i  
r  
-  
C  
a  
b  
i  
n



PEUGEOT 2014-2011

Pass Car Light Truck - Oil - Air - Cabin

Year/Año/Année Model/Modelo/Modele Engine/Motor/Moteur	Eng. Code Código de motor Code moteur	VIN NIV NIV	GOLD Oil Aceite Huile	ProSelect Oil Aceite Huile	Platinum Oil Aceite Huile	GOLD Air Aire Air	ProSelect Air Aire Air	GOLD Cabin Air Cabina Aire Cabine Air	ProSelect Cabin Air Cabina Aire Cabine Air	Platinum Cabin Air Cabina Aire Cabine Air	Loc. Cabin Air Cabina Aire Cabine Air
--	---	-------------------	--------------------------------	-------------------------------------	------------------------------------	----------------------------	---------------------------------	--	---	--	--

## PEUGEOT (Cont'd/Suite)

**2014** (Cont'd/Suite)

## RCZ

L4 1.6L 1598cc Turbo (Mex.)			7512	27512	N/A	9728	29728	N/A	N/A	N/A	
-----------------------------	--	--	------	-------	-----	------	-------	-----	-----	-----	--

**2013**

## 207

L4 1.6L 1598cc (Mex.)			7512	27512	N/A			239256	N/A	N/A	
L4 1.6L 1598cc 98 CID Turbo (Mex.)	EP6DT		7512	27512	N/A	9728	29728	239256	N/A	N/A	

## 3008

L4 1.6L THP 1598cc Turbo (Mex.)	EP6CDT		7512	27512	N/A	9728	29728	239318 N/A	N/A N/A	N/A N/A	
L4 1.6L THP1598cc Turbo (Mex.)	EP6DT		7512	27512	N/A	9728	29728	239318 N/A	N/A N/A	N/A N/A	

## 301

L4 1.6L 1587cc (Mex.)			7512	27512	N/A			N/A	N/A	N/A	
-----------------------	--	--	------	-------	-----	--	--	-----	-----	-----	--

## 308

L4 1.6L THP 1598cc Turbo (Mex.)	EP6CDT		7512	27512	N/A	9825	29825	N/A	N/A	N/A	
---------------------------------	--------	--	------	-------	-----	------	-------	-----	-----	-----	--

## 508

L4 1.6L THP1598cc Turbo (Mex.)	EP6DT		107305	N/A	N/A	9728	29728	N/A	N/A	N/A	
--------------------------------	-------	--	--------	-----	-----	------	-------	-----	-----	-----	--

## MANAGER

L4 2.2L 2198cc Diesel (Mex.)			7512	27512	N/A	200266	N/A	N/A	N/A	N/A	
L4 3.0L HDI TURBO DIESEL (Mex.)						200266	N/A	N/A	N/A	N/A	

## PARTNER

L4 1.6L 1560cc HDI Diesel (Mex.)			107305	N/A	N/A			239318	N/A	N/A	
----------------------------------	--	--	--------	-----	-----	--	--	--------	-----	-----	--

## RCZ

L4 1.6L 1598cc Turbo (Mex.)			7512	27512	N/A	9728	29728	N/A	N/A	N/A	
-----------------------------	--	--	------	-------	-----	------	-------	-----	-----	-----	--

**2012**

## 207

L4 1.6L 1598cc (Mex.)			7512	27512	N/A			239256	N/A	N/A	
L4 1.6L 1598cc 98 CID Turbo (Mex.)	EP6DT		7512	27512	N/A	9728	29728	239256	N/A	N/A	

## 3008

L4 1.6L THP 1598cc Turbo (Mex.)	EP6CDT		7512	27512	N/A	9728	29728	239318 N/A	N/A N/A	N/A N/A	
L4 1.6L THP1598cc Turbo (Mex.)	EP6DT		7512	27512	N/A	9728	29728	239318 N/A	N/A N/A	N/A N/A	

## 308

L4 1.6L THP 1598cc Turbo (Mex.)	EP6CDT		7512	27512	N/A	9825	29825	N/A	N/A	N/A	
---------------------------------	--------	--	------	-------	-----	------	-------	-----	-----	-----	--

## 508

L4 1.6L THP1598cc Turbo (Mex.)	EP6DT		107305	N/A	N/A	9728	29728	N/A	N/A	N/A	
--------------------------------	-------	--	--------	-----	-----	------	-------	-----	-----	-----	--

## EXPERT TEPEE

L4 2.0L 1997cc HDI Diesel (Mex.)			7512	27512	N/A	209559	N/A	N/A	N/A	N/A	
----------------------------------	--	--	------	-------	-----	--------	-----	-----	-----	-----	--

## GRAND RAID

L4 1.6L 1598cc (Mex.)			107299	N/A	N/A			4688	224688	N/A	
-----------------------	--	--	--------	-----	-----	--	--	------	--------	-----	--

## MANAGER

L4 2.2L 2198cc Diesel (Mex.)			7512	27512	N/A	200266	N/A	N/A	N/A	N/A	
L4 3.0L HDI TURBO DIESEL (Mex.)						200266	N/A	N/A	N/A	N/A	

## RCZ

L4 1.6L 1598cc Turbo (Mex.)			7512	27512	N/A	9728	29728	N/A	N/A	N/A	
-----------------------------	--	--	------	-------	-----	------	-------	-----	-----	-----	--

**2011**

## 207

L4 1.4L 1360CC TU3AE5 (Mex.)			7512	27512	N/A	N/A	N/A	239256	N/A	N/A	
------------------------------	--	--	------	-------	-----	-----	-----	--------	-----	-----	--

N/A = Not Available N/R = Not Required N/S = Not Servicable For cabin air locator chart, see pages 5-12 See pages 13-16 for footnotes

1) ProSelect - Normal Driving - Traditional Change Intervals 2) NAPA Gold - Severe Driving - OE Recommended intervals 3) NAPA Platinum - Harsh Driving - OE Recommend Intervals

N/A = Non disponible N/R = Non nécessaire N/S = Non réparable Voir le tableau des filtres et d'habitacle aux pages 5-12 Voir pages 13-16 pour des notes

1) NAPA ProSelect et Argent - Conduite normale - Intervalles normaux de remplacement 2) NAPA Or - Conduite difficile - Intervalles recommandés par FEO 3) NAPA Platine - Conduite très difficile - Intervalles recommandés par FEO

N/A = No disponible N/R = No requerido N/S = No Servicable Para el aire de la cabina y tabla de localización de filtro, consulte las páginas 5-12 Ver las páginas 13-16 para las notas al pie de página

1) NAPA ProSelect y Plata - Manejo normal - Intervalos normales de cambio 2) NAPA Oro - Manejo difícil - Intervalos recomendados por el OEM 3) NAPA Platino - Manejo muy difícil - Intervalos recomendados por el OEM

*Italicized Part Numbers May Not Be Available.*

Las piezas con números en *italicas* pueden no estar disponibles.  
Les numéros de pièce en *italiques* peuvent ne pas être disponibles.



## Pass Car Light Truck - Oil - Air - Cabin

PEUGEOT 2011-2009

Year/Año/Année Model/Modelo/Modèle Engine/Motor/Moteur	Eng. Code Código de motor Code moteur	VIN NIV NIV	GOLD Oil Aceite Huile	ProSelect Oil Aceite Huile	Platinum Oil Aceite Huile	GOLD Air Aire Air	ProSelect Air Aire Air	GOLD Cabin Air Cabina Aire Cabine Air	ProSelect Cabin Air Cabina Aire Cabine Air	Platinum Cabin Air Cabina Aire Cabine Air	Loc. Cabin Air Cabina Aire Cabine Air
--	---	-------------------	--------------------------------	-------------------------------------	------------------------------------	----------------------------	---------------------------------	--	---	--	--

## PEUGEOT (Cont'd/Suite)

## 2011 (Cont'd/Suite)

## 207 (Cont'd/Suite)

L4 1.6L 1598cc 98 CID (Mex.)	5FX		7512	27512	N/A	N/A	N/A	236926	N/A	N/A	
<b>3008</b>											
L4 1.6L 1587cc (Mex.)			7512	27512	N/A			N/A	N/A	N/A	
L4 1.6L THP 1598cc Turbo (Mex.)	EP6CDT		7512	27512	N/A	9728	29728	239318 N/A	N/A N/A	N/A N/A	
<b>307</b>											
L4 2.0L 1998cc (Mex.)			7512	27512	N/A			N/A	N/A	N/A	
<b>EXPERT TEPEE</b>											
L4 2.0L 1997cc HDI Diesel (Mex.)			7512	27512	N/A	209559	N/A	N/A	N/A	N/A	
<b>GRAND RAID</b>											
L4 1.6L 1598cc (Mex.)			107299	N/A	N/A			4688	224688	N/A	
<b>MANAGER</b>											
L4 3.0L HDI TURBO DIESEL (Mex.)						200266	N/A	N/A	N/A	N/A	

## 2010

## 207

L4 1.4L 1360CC 83CID (Mex.)			7512	27512	N/A	N/S	N/S	N/S	N/S	N/A	
L4 1.6L 1598cc 98 CID (Mex.)			7512	27512	N/A	N/A	N/A	236926	N/A	N/A	
<b>3008</b>											
L4 1.6L 1587cc (Mex.)			7512	27512	N/A			N/A	N/A	N/A	
L4 1.6L THP 1598cc Turbo (Mex.)	EP6CDT		7512	27512	N/A	9728	29728	239318 N/A	N/A N/A	N/A N/A	
<b>307</b>											
L4 2.0L 1998cc (Mex.)			7512	27512	N/A			N/A	N/A	N/A	
<b>308</b>											
L4 1.6L 1587CC 97CID (Mex.)			7512	27512	N/A			N/A	N/A	N/A	
<b>EXPERT TEPEE</b>											
L4 2.0L 1997cc HDI Diesel (Mex.)			7512	27512	N/A	209559	N/A	N/A	N/A	N/A	
<b>GRAND RAID</b>											
L4 1.6L 1598cc (Mex.)			107299	N/A	N/A			4688	224688	N/A	
<b>MANAGER</b>											
L4 3.0L 2998CC 183CID (Mex.)						N/S	N/S	N/A	N/A	N/A	
<b>PARTNER</b>											
L4 1.6L 1560cc HDI Diesel (Mex.)			107305	N/A	N/A			239318	N/A	N/A	
<b>PARTNER GRAND RAID</b>											
L4 1.6L 1587cc (Mex.)			107299	N/A	N/A			4688	224688	N/A	

## 2009

## 107

L4 1.4L 1398cc Diesel (Mex.)			107305	N/A	N/A	N/A	N/A	N/A	N/A	N/A	
<b>206</b>											
L4 1.4i L 1360cc (Mex.)	TU3JP		7512	27512	N/A			N/A	N/A	N/A	
L4 1.6L 1587cc (Mex.)			7512	27512	N/A			N/A	N/A	N/A	
<b>206+</b>											
L4 1.4L 1398cc Diesel (Mex.)			107305	N/A	N/A	N/A	N/A	236926	N/A	N/A	
<b>207</b>											
L4 1.4L (Mex.)			7512	27512	N/A			N/A	N/A	N/A	
L4 1.6L 1598cc 98 CID Turbo (Mex.)	EP6DT		7512	27512	N/A	9728	29728	239256	N/A	N/A	
<b>207 SW</b>											
L4 1.4L 1360cc (Mex.)	ET3J4		7512	27512	N/A	N/A	N/A	239256	N/A	N/A	

N/A = Not Available N/R = Not Required N/S = Not Servicable For cabin air locator chart, see pages 5-12 See pages 13-16 for footnotes

1) ProSelect - Normal Driving - Traditional Change Intervals 2) NAPA Gold - Severe Driving - OE Recommended intervals 3) NAPA Platinum - Harsh Driving - OE Recommended Intervals

N/A = Non disponible N/R = Non nécessaire N/S = Non réparable Voir le tableau des filtres et d'habitacle aux pages 5-12 Voir pages 13-16 pour des notes

1) NAPA ProSelect et Argent - Conduite normale - Intervalles normaux de remplacement 2) NAPA Or - Conduite difficile - Intervalles recommandés par FEO 3) NAPA Platine - Conduite très difficile - Intervalles recommandés par FEO

N/A = No disponible N/R = No requerido N/S = No Servicable Para el aire de la cabina y tabla de localización de filtro, consulte las páginas 5-12 Ver las páginas 13-16 para las notas al pie de página

1) NAPA ProSelect y Plata - Manejo normal - Intervalos normales de cambio 2) NAPA Oro - Manejo difícil - Intervalos recomendados por el OEM 3) NAPA Platino - Manejo muy difícil - Intervalos recomendados por el OEM

*Italicized Part Numbers May Not Be Available.*Las piezas con números en *italicas* pueden no estar disponibles.Les numéros de pièce en *italiques* peuvent ne pas être disponibles.P  
a  
s  
s  
C  
a  
r  
L  
i  
g  
h  
t  
T  
r  
u  
c  
k  
O  
i  
l  
-  
A  
i  
r  
-  
C  
a  
b  
i  
n



PEUGEOT 2009-2008

Pass Car Light Truck - Oil - Air - Cabin

Year/Año/Année Model/Modelo/Modele Engine/Motor/Moteur	Eng. Code Código de motor Code moteur	VIN NIV NIV	GOLD Oil Aceite Huile	ProSelect Oil Aceite Huile	Platinum Oil Aceite Huile	GOLD Air Aire Air	ProSelect Air Aire Air	GOLD Cabin Air Cabina Aire Cabine Air	ProSelect Cabin Air Cabina Aire Cabine Air	Platinum Cabin Air Cabina Aire Cabine Air	Loc. Cabin Air Cabina Aire Cabine Air
--	---	-------------------	--------------------------------	-------------------------------------	------------------------------------	----------------------------	---------------------------------	--	---	--	--

## PEUGEOT (Cont'd/Suite)

**2009** (Cont'd/Suite)

## 207 SW (Cont'd/Suite)

L4 1.6L 1598cc (Mex.)			7512	27512	N/A			239256	N/A	N/A	
-----------------------	--	--	------	-------	-----	--	--	--------	-----	-----	--

## 307

L4 1.4L 1360cc (Mex.)	ET3J4		7512	27512	N/A	N/A	N/A	N/A	N/A	N/A	
L4 1.6L 1560cc Diesel (Mex.)			107305	N/A	N/A	N/A	N/A	N/A	N/A	N/A	
L4 1.6L 1598cc (Mex.)			7512	27512	N/A	N/A	N/A	N/A	N/A	N/A	
L4 2.0L 1997cc Diesel (Mex.)			7512	27512	N/A	N/A	N/A	N/A	N/A	N/A	
L4 2.0L 1998cc (Mex.)			7512	27512	N/A	N/A	N/A	N/A	N/A	N/A	

## 308

L4 1.6L 1598cc 98 CID Turbo (Mex.)	EP6DT		7512	27512	N/A	9728	29728	N/A	N/A	N/A	
L4 2.0L 1997cc Diesel (Mex.)			7512	27512	N/A	N/A	N/A	N/A	N/A	N/A	

## 308 SW

L4 1.4L 1397cc (Mex.)			7512	27512	N/A	9825	29825	N/A	N/A	N/A	
L4 1.6L 1560cc Diesel (Mex.)			107305	N/A	N/A	N/A	N/A	N/A	N/A	N/A	
L4 1.6L 1598cc (Mex.)			107305	N/A	N/A	9825	29825	N/A	N/A	N/A	
L4 2.0L 1997cc Diesel (Mex.)			107305	N/A	N/A	N/A	N/A	N/A	N/A	N/A	

## 407

L4 1.6L 1560cc Diesel (Mex.)			107305	N/A	N/A	N/A	N/A	N/A	N/A	N/A	
L4 2.0L 1997cc Diesel (Mex.)			7512	27512	N/A	N/A	N/A	N/A	N/A	N/A	
L4 2.2L 2179cc Diesel (Mex.)			7512	27512	N/A	N/A	N/A	N/A	N/A	N/A	
V6 2.7L 2721cc Diesel (Mex.)			N/A	N/A	N/A	N/A	N/A	N/A	N/A	N/A	

## 607

V6 2.7L 2721cc Diesel (Mex.)			N/A	N/A	N/A			239171	N/A	N/A	
------------------------------	--	--	-----	-----	-----	--	--	--------	-----	-----	--

## BOXER

L4 2.2L 2198cc Diesel (Mex.)			7512	27512	N/A	200266	N/A	N/A	N/A	N/A	
L4 3.0L 2998cc Diesel (Mex.)						200266	N/A	N/A	N/A	N/A	

## EXPERT

L4 2.0L 1997cc Turbo Diesel (Mex.)			7512	27512	N/A	209559	N/A	N/A N/A	N/A N/A	N/A N/A	
------------------------------------	--	--	------	-------	-----	--------	-----	------------	------------	------------	--

## EXPERT TEPEE

L4 2.0L 1997cc HDI Diesel (Mex.)			7512	27512	N/A	209559	N/A	N/A	N/A	N/A	
----------------------------------	--	--	------	-------	-----	--------	-----	-----	-----	-----	--

## GRAND RAID

L4 1.6L 1587cc (Mex.)			107299	N/A	N/A			4688	224688	N/A	
-----------------------	--	--	--------	-----	-----	--	--	------	--------	-----	--

## MANAGER

L4 3.0L HDI TURBO DIESEL (Mex.)						200266	N/A	N/A	N/A	N/A	
---------------------------------	--	--	--	--	--	--------	-----	-----	-----	-----	--

## PARTNER

L4 1.6L 1560cc HDI Diesel (Mex.)			107305	N/A	N/A			N/A	N/A	N/A	
----------------------------------	--	--	--------	-----	-----	--	--	-----	-----	-----	--

## PARTNER GRAND RAID

L4 1.6L 1587cc (Mex.)			107299	N/A	N/A			4688	224688	N/A	
-----------------------	--	--	--------	-----	-----	--	--	------	--------	-----	--

**2008**

## 1007

L4 1.4L 1398cc Diesel (Mex.)			107305	N/A	N/A	N/A	N/A	N/A	N/A	N/A	
L4 1.6L 1560cc Diesel (Mex.)			107305	N/A	N/A			N/A	N/A	N/A	

## 107

L4 1.4L 1398cc Diesel (Mex.)			107305	N/A	N/A	N/A	N/A	N/A	N/A	N/A	
------------------------------	--	--	--------	-----	-----	-----	-----	-----	-----	-----	--

## 206

L4 1.4i L 1360cc (Mex.)	TU3JP		7512	27512	N/A			N/A	N/A	N/A	
L4 1.6L 1587cc (Mex.)			7512	27512	N/A	N/A	N/A	236926	N/A	N/A	

## 206 SW

L4 1.6L 1587cc (Mex.)			7512	27512	N/A	N/A	N/A	236926	N/A	N/A	
-----------------------	--	--	------	-------	-----	-----	-----	--------	-----	-----	--

N/A = Not Available N/R = Not Required N/S = Not Servicable For cabin air locator chart, see pages 5-12 See pages 13-16 for footnotes

1) ProSelect - Normal Driving - Traditional Change Intervals 2) NAPA Gold - Severe Driving - OE Recommended Intervals 3) NAPA Platinum - Harsh Driving - OE Recommend Intervals

N/A = Non disponible N/R = Non nécessaire N/S = Non réparable Voir le tableau des filtres et d'habitacle aux pages 5-12 Voir pages 13-16 pour des notes

1) NAPA ProSelect et Argent - Conduite normale - Intervalles normaux de remplacement 2) NAPA Or - Conduite difficile - Intervalles recommandés par FEO 3) NAPA Platine - Conduite très difficile - Intervalles recommandés par FEO

N/A = No disponible N/R = No requerido N/S = No Servicable Para el aire de la cabina y tabla de localización de filtro, consulte las páginas 5-12 Ver las páginas 13-16 para las notas al pie de página

1) NAPA ProSelect y Plata - Manejo normal - Intervallos normales de cambio 2) NAPA Oro - Manejo difícil - Intervallos recomendados por el OEM 3) NAPA Platino - Manejo muy difícil - Intervallos recomendados por el OEM

*Italicized Part Numbers May Not Be Available.*Las piezas con números en *italicas* pueden no estar disponibles.  
Les numéros de pièce en *italiques* peuvent ne pas être disponibles.



## Pass Car Light Truck - Oil - Air - Cabin

PEUGEOT 2008-2007

Year/Año/Année Model/Modelo/Modele Engine/Motor/Moteur	Eng. Code Código de motor Code moteur	VIN NIV NIV	GOLD Oil Aceite Huile	ProSelect Oil Aceite Huile	Platinum Oil Aceite Huile	GOLD Air Aire Air	ProSelect Air Aire Air	GOLD Cabin Air Cabina Aire Cabine Air	ProSelect Cabin Air Cabina Aire Cabine Air	Platinum Cabin Air Cabina Aire Cabine Air	Loc. Cabin Air Cabina Aire Cabine Air
--	---	-------------------	--------------------------------	-------------------------------------	------------------------------------	----------------------------	---------------------------------	--	---	--	--

## PEUGEOT (Cont'd/Suite)

## 2008 (Cont'd/Suite)

## 206 XR

L4 1.6L 1587cc (Mex.)			7512	27512	N/A	N/A	N/A	236926	N/A	N/A	
-----------------------	--	--	------	-------	-----	-----	-----	--------	-----	-----	--

## 207

L4 1.4L (Mex.)			7502 <sup>53</sup>	27502 <sup>70</sup>	47502			N/A	N/A	N/A	
L4 1.6L 1598cc 98 CID Turbo (Mex.)	EP6DT		7512	27512	N/A	9728	29728	239256	N/A	N/A	

## 207 SW

L4 1.4L 1360cc (Mex.)	ET3J4		7512	27512	N/A	N/A	N/A	239256	N/A	N/A	
L4 1.6L 1598cc (Mex.)			7512	27512	N/A			239256	N/A	N/A	

## 307

L4 1.4L 1360cc (Mex.)	ET3J4		7512	27512	N/A	N/A	N/A	N/A	N/A	N/A	
L4 1.6L 1560cc Diesel (Mex.)			107305	N/A	N/A			N/A	N/A	N/A	
L4 1.6L 1598cc (Mex.)			7512	27512	N/A	N/A	N/A	N/A	N/A	N/A	
L4 2.0L 1997cc Diesel (Mex.)			7512	27512	N/A	N/A	N/A	N/A	N/A	N/A	
L4 2.0L 1998cc (Mex.)			7512	27512	N/A	N/A	N/A	N/A	N/A	N/A	
L4 2.0L 1998cc EW10A (Mex.)			7512	27512	N/A	N/A	N/A	N/A	N/A	N/A	

## 308

L4 1.6L 1560cc Diesel (Mex.)			107305	N/A	N/A			N/A	N/A	N/A	
L4 2.0L 1997cc Diesel (Mex.)			7512	27512	N/A	N/A	N/A	N/A	N/A	N/A	

## 308 SW

L4 1.4L 1397cc (Mex.)			7512	27512	N/A	9825	29825	N/A	N/A	N/A	
L4 1.6L 1560cc Diesel (Mex.)			107305	N/A	N/A			N/A	N/A	N/A	
L4 1.6L 1598cc (Mex.)			107305	N/A	N/A	9825	29825	N/A	N/A	N/A	
L4 2.0L 1997cc Diesel (Mex.)			107305	N/A	N/A	N/A	N/A	N/A	N/A	N/A	

## 407

L4 1.6L 1560cc Diesel (Mex.)			107305	N/A	N/A			N/A	N/A	N/A	
L4 2.0L 1997cc Diesel (Mex.)			7512	27512	N/A	N/A	N/A	N/A	N/A	N/A	
L4 2.2L 2179cc Diesel (Mex.)			7512	27512	N/A	N/A	N/A	N/A	N/A	N/A	
L4 2.2L 2230cc (Mex.)			7046	N/A	N/A	209471	N/A	N/A	N/A	N/A	
V6 2.7L 2721cc Diesel (Mex.)			N/A	N/A	N/A	N/A	N/A	N/A	N/A	N/A	
V6 3.0L 2946cc (Mex.)			1381	21381	N/A	209471	N/A	N/A	N/A	N/A	

## 607

V6 2.7L 2721cc Diesel (Mex.)			N/A	N/A	N/A			239171	N/A	N/A	
V6 3.0L 2946cc (Mex.)			1381	21381	N/A	N/A	N/A	239171	N/A	N/A	

## BOXER

L4 2.2L 2198cc Diesel (Mex.)			7512	27512	N/A	200266	N/A	N/A	N/A	N/A	
L4 3.0L 2998cc Diesel (Mex.)						200266	N/A	N/A	N/A	N/A	

## EXPERT

L4 2.0L 1997cc Turbo Diesel (Mex.)			7512	27512	N/A	209559	N/A	N/A	N/A	N/A	
------------------------------------	--	--	------	-------	-----	--------	-----	-----	-----	-----	--

## EXPERT TEPEE

L4 2.0L 1997cc HDI Diesel (Mex.)			7512	27512	N/A	209559	N/A	N/A	N/A	N/A	
----------------------------------	--	--	------	-------	-----	--------	-----	-----	-----	-----	--

## GRAND RAID

L4 1.6L (Mex.)			107299	N/A	N/A			4688	224688	N/A	
----------------	--	--	--------	-----	-----	--	--	------	--------	-----	--

## PARTNER

L4 1.6L 1587cc TU5JP4 (Mex.)			7512	27512	N/A			N/A	N/A	N/A	
------------------------------	--	--	------	-------	-----	--	--	-----	-----	-----	--

## PARTNER GRAND RAID

L4 1.6L 1587cc (Mex.)			107299	N/A	N/A			4688	224688	N/A	
-----------------------	--	--	--------	-----	-----	--	--	------	--------	-----	--

## 2007

## 1007

L4 1.4L 1398cc Diesel (Mex.)			107305	N/A	N/A	N/A	N/A	N/A	N/A	N/A	
------------------------------	--	--	--------	-----	-----	-----	-----	-----	-----	-----	--

N/A = Not Available N/R = Not Required N/S = Not Servicable For cabin air locator chart, see pages 5-12 See pages 13-16 for footnotes

1) ProSelect - Normal Driving - Traditional Change Intervals 2) NAPA Gold - Severe Driving - OE Recommended intervals 3) NAPA Platinum - Harsh Driving - OE Recommend Intervals

N/A = Non disponible N/R = No nécessaire N/S = Non réparable Voir le tableau des filtres et d'habitacle aux pages 5-12 Voir pages 13-16 pour des notes

1) NAPA ProSelect et Argent - Conduite normale - Intervalles normaux de remplacement 2) NAPA Or - Conduite difficile - Intervalles recommandés par FEO 3) NAPA Platine - Conduite très difficile - Intervalles recommandés par FEO

N/A = No disponible N/R = No requerido N/S = No Servicable Para el aire de la cabina y tabla de localización de filtro, consulte las páginas 5-12 Ver las páginas 13-16 para las notas al pie de página

1) NAPA ProSelect y Plata - Manejo normal - Intervalos normales de cambio 2) NAPA Oro - Manejo difícil - Intervalos recomendados por el OEM 3) NAPA Platino - Manejo muy difícil - Intervalos recomendados por el OEM

*Italicized Part Numbers May Not Be Available.*

Las piezas con números en *italicas* pueden no estar disponibles.

Les numéros de pièce en *italiques* peuvent ne pas être disponibles.

Pass Car Light Truck Oil - Air - Cabin



PEUGEOT 2007

Pass Car Light Truck - Oil - Air - Cabin

Year/Año/Année Model/Modelo/Modèle Engine/Motor/Moteur	Eng. Code Código de motor Code moteur	VIN NIV NIV	GOLD Oil Aceite Huile	ProSelect Oil Aceite Huile	Platinum Oil Aceite Huile	GOLD Air Aire Air	ProSelect Air Aire Air	GOLD Cabin Air Cabina Aire Cabine Air	ProSelect Cabin Air Cabina Aire Cabine Air	Platinum Cabin Air Cabina Aire Cabine Air	Loc. Cabin Air Cabina Aire Cabine Air
--	---	-------------------	--------------------------------	-------------------------------------	------------------------------------	----------------------------	---------------------------------	--	---	--	--

PEUGEOT (Cont'd/Suite)

**2007** (Cont'd/Suite)

1007 (Cont'd/Suite)

L4 1.6L 1560cc Diesel (Mex.)			107305	N/A	N/A			N/A	N/A	N/A	
------------------------------	--	--	--------	-----	-----	--	--	-----	-----	-----	--

107											
-----	--	--	--	--	--	--	--	--	--	--	--

L4 1.4L 1398cc Diesel (Mex.)			107305	N/A	N/A	N/A	N/A	N/A	N/A	N/A	
------------------------------	--	--	--------	-----	-----	-----	-----	-----	-----	-----	--

206											
-----	--	--	--	--	--	--	--	--	--	--	--

L4 1.4i L 1360cc (Mex.)	TU3JP		107299 7512	N/A 27512	N/A N/A			236926 N/A	N/A N/A	N/A N/A	
-------------------------	-------	--	----------------	--------------	------------	--	--	---------------	------------	------------	--

L4 1.6L 1587cc (Mex.)			7512	27512	N/A	N/A		236926	N/A	N/A	
-----------------------	--	--	------	-------	-----	-----	--	--------	-----	-----	--

L4 1.6L HDI 1587cc Diesel (Mex.)	DV6TEDA		107305	N/A	N/A			236926 N/A	N/A N/A	N/A N/A	
----------------------------------	---------	--	--------	-----	-----	--	--	---------------	------------	------------	--

L4 2.0L 1997cc Diesel (Mex.)			7046	N/A	N/A			236926	N/A	N/A	
------------------------------	--	--	------	-----	-----	--	--	--------	-----	-----	--

206 CC											
--------	--	--	--	--	--	--	--	--	--	--	--

L4 1.6L 1587cc (Mex.)			7512	27512	N/A			236926 N/A	N/A N/A	N/A N/A	
-----------------------	--	--	------	-------	-----	--	--	---------------	------------	------------	--

L4 2.0L 1998cc (Mex.)			1381	21381	N/A	N/A	N/A	236926	N/A	N/A	
-----------------------	--	--	------	-------	-----	-----	-----	--------	-----	-----	--

206 SW											
--------	--	--	--	--	--	--	--	--	--	--	--

L4 1.1L 1124cc (Mex.)			107299 7512	N/A 27512	N/A N/A			236926	N/A	N/A	
-----------------------	--	--	----------------	--------------	------------	--	--	--------	-----	-----	--

L4 1.4i L 1360cc (Mex.)	TU3JP		107299 7512	N/A 27512	N/A N/A	N/A	N/A	236926 N/A	N/A N/A	N/A N/A	
-------------------------	-------	--	----------------	--------------	------------	-----	-----	---------------	------------	------------	--

L4 1.4L 1398cc Diesel (Mex.)			107305	N/A	N/A	N/A	N/A	236926	N/A	N/A	
------------------------------	--	--	--------	-----	-----	-----	-----	--------	-----	-----	--

L4 1.6L 1587cc (Mex.)			7512	27512	N/A	N/A		236926	N/A	N/A	
-----------------------	--	--	------	-------	-----	-----	--	--------	-----	-----	--

L4 1.6L HDI 1587cc Diesel (Mex.)	DV6TEDA		107305	N/A	N/A			236926 N/A	N/A N/A	N/A N/A	
----------------------------------	---------	--	--------	-----	-----	--	--	---------------	------------	------------	--

L4 2.0L 1997cc Diesel (Mex.)			1381	21381	N/A			236926	N/A	N/A	
------------------------------	--	--	------	-------	-----	--	--	--------	-----	-----	--

L4 2.0L 1998cc Turbo (Mex.)			1381	21381	N/A	N/A	N/A	236926	N/A	N/A	
-----------------------------	--	--	------	-------	-----	-----	-----	--------	-----	-----	--

206 X LINE											
------------	--	--	--	--	--	--	--	--	--	--	--

L4 1.6L 1587cc (Mex.)			7512	27512	N/A	N/A	N/A	236926	N/A	N/A	
-----------------------	--	--	------	-------	-----	-----	-----	--------	-----	-----	--

206 XR											
--------	--	--	--	--	--	--	--	--	--	--	--

L4 1.6L 1587cc (Mex.)			7512	27512	N/A	N/A	N/A	236926	N/A	N/A	
-----------------------	--	--	------	-------	-----	-----	-----	--------	-----	-----	--

206 XS											
--------	--	--	--	--	--	--	--	--	--	--	--

L4 1.6L 1587cc (Mex.)			7512	27512	N/A	N/A	N/A	236926 N/A	N/A N/A	N/A N/A	
-----------------------	--	--	------	-------	-----	-----	-----	---------------	------------	------------	--

206 XT											
--------	--	--	--	--	--	--	--	--	--	--	--

L4 1.6L 1587cc (Mex.)			7512	27512	N/A	N/A	N/A	236926	N/A	N/A	
-----------------------	--	--	------	-------	-----	-----	-----	--------	-----	-----	--

207											
-----	--	--	--	--	--	--	--	--	--	--	--

L4 1.4L 1398cc Diesel (Mex.)			107305	N/A	N/A	N/A	N/A	239256	N/A	N/A	
------------------------------	--	--	--------	-----	-----	-----	-----	--------	-----	-----	--

L4 1.6L 1560cc Diesel (Mex.)			107305	N/A	N/A			239256	N/A	N/A	
------------------------------	--	--	--------	-----	-----	--	--	--------	-----	-----	--

207 SW											
--------	--	--	--	--	--	--	--	--	--	--	--

L4 1.4L 1360cc (Mex.)	ET3J4		7512	27512	N/A	N/A	N/A	239256	N/A	N/A	
-----------------------	-------	--	------	-------	-----	-----	-----	--------	-----	-----	--

L4 1.6L 1598cc (Mex.)			7512	27512	N/A	N/A	N/A	239256	N/A	N/A	
-----------------------	--	--	------	-------	-----	-----	-----	--------	-----	-----	--

307											
-----	--	--	--	--	--	--	--	--	--	--	--

L4 1.4L 1360cc (Mex.)	ET3J4		7512	27512	N/A	N/A	N/A	N/A	N/A	N/A	
-----------------------	-------	--	------	-------	-----	-----	-----	-----	-----	-----	--

L4 1.6L 1560cc Diesel (Mex.)			107305	N/A	N/A			N/A	N/A	N/A	
------------------------------	--	--	--------	-----	-----	--	--	-----	-----	-----	--

L4 1.6L 1598cc (Mex.)			7512	27512	N/A	N/A	N/A	N/A	N/A	N/A	
-----------------------	--	--	------	-------	-----	-----	-----	-----	-----	-----	--

L4 2.0L 1997cc Diesel (Mex.)			7512	27512	N/A	N/A	N/A	N/A	N/A	N/A	
------------------------------	--	--	------	-------	-----	-----	-----	-----	-----	-----	--

L4 2.0L 1998cc (Mex.)			7512	27512	N/A	N/A	N/A	N/A	N/A	N/A	
-----------------------	--	--	------	-------	-----	-----	-----	-----	-----	-----	--

L4 2.0L 1998cc EW10A (Mex.)			7512	27512	N/A	N/A	N/A	N/A	N/A	N/A	
-----------------------------	--	--	------	-------	-----	-----	-----	-----	-----	-----	--

308											
-----	--	--	--	--	--	--	--	--	--	--	--

L4 1.6L 1560cc Diesel (Mex.)			107305	N/A	N/A			N/A	N/A	N/A	
------------------------------	--	--	--------	-----	-----	--	--	-----	-----	-----	--

L4 2.0L 1997cc Diesel (Mex.)			7512	27512	N/A	N/A	N/A	N/A	N/A	N/A	
------------------------------	--	--	------	-------	-----	-----	-----	-----	-----	-----	--

N/A = Not Available N/R = Not Required N/S = Not Servicable For cabin air locator chart, see pages 5-12 See pages 13-16 for footnotes											
---	--	--	--	--	--	--	--	--	--	--	--

1) ProSelect - Normal Driving - Traditional Change Intervals 2) NAPA Gold - Severe Driving - OE Recommended intervals 3) NAPA Platinum - Harsh Driving - OE Recommend Intervals											
---	--	--	--	--	--	--	--	--	--	--	--

N/A = Non disponible N/R = Non nécessaire N/S = Non réparable Voir le tableau des filtres et d'habitacle aux pages 5-12 Voir pages 13-16 pour des notes											
---	--	--	--	--	--	--	--	--	--	--	--

1) NAPA ProSelect et Argent - Conduite normale - Intervalles normaux de remplacement 2) NAPA Or - Conduite difficile - Intervalles recommandés par FEO 3) NAPA Platine - Conduite très difficile - Intervalles recommandés par FEO											
--	--	--	--	--	--	--	--	--	--	--	--

N/A = No disponible N/R = No requerido N/S = No Servicable Para el aire de la cabina y tabla de localización de filtro, consulte las páginas 5-12 Ver las páginas 13-16 para las notas al pie de página											
---	--	--	--	--	--	--	--	--	--	--	--

1) NAPA ProSelect y Plata - Manejo normal - Intervalos normales de cambio 2) NAPA Oro - Manejo difícil - Intervalos recomendados por el OEM 3) NAPA Platino - Manejo muy difícil - Intervalos recomendados por el OEM											
---	--	--	--	--	--	--	--	--	--	--	--

*Italicized Part Numbers May Not Be Available.*

Las piezas con números en *italicas* pueden no estar disponibles.  
Les numéros de pièce en *italiques* peuvent ne pas être disponibles.



Pass Car Light Truck - Oil - Air - Cabin

PEUGEOT 2007-2006

Year/Año/Année Model/Modelo/Modele Engine/Motor/Moteur	Eng. Code Código de motor Code moteur	VIN NIV NIV	GOLD Oil Aceite Huile	ProSelect Oil Aceite Huile	Platinum Oil Aceite Huile	GOLD Air Aire Air	ProSelect Air Aire Air	GOLD Cabin Air Cabina Aire Cabine Air	ProSelect Cabin Air Cabina Aire Cabine Air	Platinum Cabin Air Cabina Aire Cabine Air	Loc. Cabin Air Cabina Aire Cabine Air
--	---	-------------------	--------------------------------	-------------------------------------	------------------------------------	----------------------------	---------------------------------	--	---	--	--

PEUGEOT (Cont'd/Suite)

**2007** (Cont'd/Suite)

308 SW

L4 1.4L 1397cc (Mex.)			7512	27512	N/A	9825	29825	N/A	N/A	N/A	
L4 1.6L 1560cc Diesel (Mex.)			107305	N/A	N/A			N/A	N/A	N/A	
L4 1.6L 1598cc (Mex.)			107305	N/A	N/A	9825	29825	N/A	N/A	N/A	
L4 2.0L 1997cc Diesel (Mex.)			107305	N/A	N/A	N/A	N/A	N/A	N/A	N/A	

407

L4 1.6L 1560cc Diesel (Mex.)			107305	N/A	N/A			N/A	N/A	N/A	
L4 2.0L 1997cc Diesel (Mex.)			7512	27512	N/A	N/A	N/A	N/A	N/A	N/A	
L4 2.2L 2179cc Diesel (Mex.)			7512	27512	N/A	N/A	N/A	N/A	N/A	N/A	
L4 2.2L 2230cc (Mex.)			7046	N/A	N/A	209471	N/A	N/A	N/A	N/A	
V6 2.7L 2721cc Diesel (Mex.)			N/A	N/A	N/A	N/A	N/A	N/A	N/A	N/A	
V6 3.0L 3000cc (Mex.)			1381	21381	N/A			N/A	N/A	N/A	

607

V6 2.7L 2721cc Diesel (Mex.)			N/A	N/A	N/A			239171	N/A	N/A	
V6 3.0L 2946cc (Mex.)			1381	21381	N/A	N/A	N/A	239171	N/A	N/A	

BOXER

L4 2.2L 2198cc Diesel (Mex.)			7512	27512	N/A	200266	N/A	N/A	N/A	N/A	
L4 3.0L 2998cc Diesel (Mex.)						200266	N/A	N/A	N/A	N/A	

EXPERT TEPEE

L4 2.0L 1997cc HDI Diesel (Mex.)			7512	27512	N/A	209559	N/A	N/A	N/A	N/A	
----------------------------------	--	--	------	-------	-----	--------	-----	-----	-----	-----	--

GRAND RAID

L4 1.6L (Mex.)			107299	N/A	N/A			4688	224688	N/A	
----------------	--	--	--------	-----	-----	--	--	------	--------	-----	--

PARTNER

L4 1.6L 1587cc TU5JP4 (Mex.)			7512	27512	N/A			N/A	N/A	N/A	
------------------------------	--	--	------	-------	-----	--	--	-----	-----	-----	--

PARTNER FURGON

L4 1.6L 1587cc (Mex.)			107299	N/A	N/A	206749	N/A	N/A	N/A	N/A	
-----------------------	--	--	--------	-----	-----	--------	-----	-----	-----	-----	--

PARTNER GRAND RAID

L4 1.6L 1587cc (Mex.)			107299	N/A	N/A			4688	224688	N/A	
-----------------------	--	--	--------	-----	-----	--	--	------	--------	-----	--

**2006**

1007

L4 1.4L 1398cc Diesel (Mex.)			107305	N/A	N/A	N/A	N/A	N/A	N/A	N/A	
------------------------------	--	--	--------	-----	-----	-----	-----	-----	-----	-----	--

106

L4 1.4L 1360cc Diesel (Mex.)			7046	N/A	N/A	N/A	N/A	N/A	N/A	N/A	
------------------------------	--	--	------	-----	-----	-----	-----	-----	-----	-----	--

107

L4 1.4L 1398cc Diesel (Mex.)			107305	N/A	N/A	N/A	N/A	N/A	N/A	N/A	
------------------------------	--	--	--------	-----	-----	-----	-----	-----	-----	-----	--

206

L4 1.4i L 1360cc (Mex.)	TU3JP		107299 7512 <sup>21</sup>	N/A 27512 <sup>21</sup>	N/A N/A <sup>21</sup>			236926 N/A	N/A N/A	N/A N/A	
L4 1.6L 1587cc (Mex.)			7512	27512	N/A	N/A	N/A	236926	N/A	N/A	
L4 1.6L HDI 1587cc Diesel (Mex.)	DV6TEDA		107305	N/A	N/A			236926 N/A <sup>78</sup>	N/A N/A <sup>78</sup>	N/A N/A <sup>78</sup>	
L4 2.0L 1997cc Diesel (Mex.)			7046	N/A	N/A			236926	N/A	N/A	

206 CC

L4 1.6L 1587cc (Mex.)			7512	27512	N/A			236926	N/A	N/A	
L4 2.0L 1998cc (Mex.)			1381	21381	N/A	N/A	N/A	236926	N/A	N/A	

206 SW

L4 1.1L 1124cc (Mex.)			107299 7512 <sup>446</sup>	N/A 27512 <sup>446</sup>	N/A N/A <sup>446</sup>			236926	N/A	N/A	
L4 1.4i L 1360cc (Mex.)	TU3JP		107299 <sup>22</sup> 7512 <sup>21</sup>	N/A <sup>22</sup> 27512 <sup>21</sup>	N/A <sup>21</sup> N/A <sup>21</sup>	N/A	N/A	236926 <sup>79</sup> N/A <sup>78</sup>	N/A <sup>79</sup> N/A <sup>78</sup>	N/A <sup>79</sup> N/A <sup>78</sup>	
L4 1.4L 1398cc Diesel (Mex.)			107305	N/A	N/A	N/A	N/A	236926	N/A	N/A	

N/A = Not Available N/R = Not Required N/S = Not Servicable For cabin air locator chart, see pages 5-12 See pages 13-16 for footnotes

1) ProSelect - Normal Driving - Traditional Change Intervals 2) NAPA Gold - Severe Driving - OE Recommended intervals 3) NAPA Platinum - Harsh Driving - OE Recommend Intervals

N/A = Non disponible N/R = Non nécessaire N/S = Non réparable Voir le tableau des filtres et d'habitacle aux pages 5-12 Voir pages 13-16 pour des notes

1) NAPA ProSelect et Argent - Conduite normale - Intervalles normaux de remplacement 2) NAPA Or - Conduite difficile - Intervalles recommandés par FEO 3) NAPA Platine - Conduite très difficile - Intervalles recommandés par FEO

N/A = No disponible N/R = No requerido N/S = No Servicable Para el aire de la cabina y tabla de localización de filtro, consulte las páginas 5-12 Ver las páginas 13-16 para las notas al pie de página

1) NAPA ProSelect y Plata - Manejo normal - Intervalos normales de cambio 2) NAPA Oro - Manejo difícil - Intervalos recomendados por el OEM 3) NAPA Platino - Manejo muy difícil - Intervalos recomendados por el OEM

*Italicized Part Numbers May Not Be Available.*

Las piezas con números en *italicas* pueden no estar disponibles.

Les numéros de pièce en *italiques* peuvent ne pas être disponibles.

P  
a  
s  
s  
C  
a  
r  
L  
i  
g  
h  
t  
T  
r  
u  
c  
k  
O  
i  
l  
-  
A  
i  
r  
-  
C  
a  
b  
i  
n





PEUGEOT 2006-2005

Pass Car Light Truck - Oil - Air - Cabin

Year/Año/Année Model/Modelo/Modele Engine/Motor/Moteur	Eng. Code Código de motor Code moteur	VIN NIV NIV	GOLD Oil Aceite Huile	ProSelect Oil Aceite Huile	Platinum Oil Aceite Huile	GOLD Air Aire Air	ProSelect Air Aire Air	GOLD Cabin Air Cabina Aire Cabine Air	ProSelect Cabin Air Cabina Aire Cabine Air	Platinum Cabin Air Cabina Aire Cabine Air	Loc. Cabin Air Cabina Aire Cabine Air
--	---	-------------------	--------------------------------	-------------------------------------	------------------------------------	----------------------------	---------------------------------	--	---	--	--

## PEUGEOT (Cont'd/Suite)

## 2006 (Cont'd/Suite)

## 206 SW (Cont'd/Suite)

L4 1.6L 1587cc (Mex.)			7512	27512	N/A	N/A	N/A	236926	N/A	N/A	
L4 1.6L HDI 1587cc Diesel (Mex.)	DV6TEDA		107305	N/A	N/A			236926	N/A	N/A	
L4 2.0L 1997cc Diesel (Mex.)			1381	21381	N/A			236926	N/A	N/A	
L4 2.0L 1998cc Turbo (Mex.)			1381	21381	N/A	N/A	N/A	236926	N/A	N/A	

## 206 X LINE

L4 1.6L 1587cc (Mex.)			7512	27512	N/A	N/A	N/A	236926	N/A	N/A	
-----------------------	--	--	------	-------	-----	-----	-----	--------	-----	-----	--

## 206 XR

L4 1.6L 1587cc (Mex.)			7512	27512	N/A	N/A	N/A	236926	N/A	N/A	
-----------------------	--	--	------	-------	-----	-----	-----	--------	-----	-----	--

## 206 XS

L4 1.6L 1587cc (Mex.)			7512	27512	N/A	N/A	N/A	236926 <sup>79</sup>	N/A <sup>79</sup>	N/A <sup>79</sup>	
-----------------------	--	--	------	-------	-----	-----	-----	----------------------	-------------------	-------------------	--

## 206 XT

L4 1.6L 1587cc (Mex.)			7512	27512	N/A	N/A	N/A	236926	N/A	N/A	
-----------------------	--	--	------	-------	-----	-----	-----	--------	-----	-----	--

## 207

L4 1.4L 1398cc Diesel (Mex.)			107305	N/A	N/A	N/A	N/A	239256	N/A	N/A	
L4 1.6L 1560cc Diesel (Mex.)			107305	N/A	N/A			239256	N/A	N/A	

## 307

L4 2.0L 1998cc (Mex.)			7512	27512	N/A			N/A	N/A	N/A	
L4 2.0L 1998cc EW10A (Mex.)			7512	27512	N/A	N/A	N/A	N/A	N/A	N/A	

## 407

L4 1.6L 1560cc Diesel (Mex.)			107305	N/A	N/A			N/A	N/A	N/A	
L4 2.0L 1997cc Diesel (Mex.)			7512	27512	N/A	N/A	N/A	N/A	N/A	N/A	
L4 2.2L 2179cc Diesel (Mex.)			7512	27512	N/A	N/A	N/A	N/A	N/A	N/A	
L4 2.2L 2230cc (Mex.)			7046	N/A	N/A	209471	N/A	N/A	N/A	N/A	
V6 2.7L 2721cc Diesel (Mex.)			N/A	N/A	N/A	N/A	N/A	N/A	N/A	N/A	
V6 2.9L 2946CC 180CID (Mex.)			7046	N/A	N/A	209471	N/A	N/S	N/S	N/A	
V6 3.0L (Mex.)	FI		1381	21381	N/A			N/A	N/A	N/A	

## 607

L4 2.2L 2179cc Diesel (Mex.)			1381	21381	N/A	N/A	N/A	239171	N/A	N/A	
V6 2.7L 2721cc Diesel (Mex.)			N/A	N/A	N/A			239171	N/A	N/A	
V6 3.0L 2946cc (Mex.)			1381	21381	N/A	N/A	N/A	239171	N/A	N/A	

## BOXER

L4 2.0L 1997cc Diesel (Mex.)			1381	21381	N/A	N/A	N/A	N/A	N/A	N/A	
L4 2.2L 2179cc Diesel (Mex.)			1381	21381	N/A	N/A	N/A	N/A	N/A	N/A	
L4 2.2L 2198cc Diesel (Mex.)			7512	27512	N/A	200266	N/A	N/A	N/A	N/A	
L4 3.0L 2998cc Diesel (Mex.)						200266	N/A	N/A	N/A	N/A	

## PARTNER

L4 1.6L 1587cc TU5JP4 (Mex.)			7512	27512	N/A			N/A	N/A	N/A	
------------------------------	--	--	------	-------	-----	--	--	-----	-----	-----	--

## PARTNER FURGON

L4 1.6L 1587cc (Mex.)			107299	N/A	N/A	206749	N/A	N/A	N/A	N/A	
-----------------------	--	--	--------	-----	-----	--------	-----	-----	-----	-----	--

## PARTNER GRAND RAID

L4 1.6L 1587cc (Mex.)			107299	N/A	N/A			4688	224688	N/A	
-----------------------	--	--	--------	-----	-----	--	--	------	--------	-----	--

## 2005

## 1007

L4 1.4L 1398cc Diesel (Mex.)			107305	N/A	N/A	N/A	N/A	N/A	N/A	N/A	
------------------------------	--	--	--------	-----	-----	-----	-----	-----	-----	-----	--

## 106

L4 1.4L 1360cc Diesel (Mex.)			7046	N/A	N/A	N/A	N/A	N/A	N/A	N/A	
------------------------------	--	--	------	-----	-----	-----	-----	-----	-----	-----	--

## 107

L4 1.4L 1398cc Diesel (Mex.)			107305	N/A	N/A	N/A	N/A	N/A	N/A	N/A	
------------------------------	--	--	--------	-----	-----	-----	-----	-----	-----	-----	--

N/A = Not Available N/R = Not Required N/S = Not Servicable For cabin air locator chart, see pages 5-12 See pages 13-16 for footnotes

1) ProSelect - Normal Driving - Traditional Change Intervals 2) NAPA Gold - Severe Driving - OE Recommended intervals 3) NAPA Platinum - Harsh Driving - OE Recommend Intervals

N/A = Non disponible N/R = Non nécessaire N/S = Non réparable Voir le tableau des filtres et d'habitacle aux pages 5-12 Voir pages 13-16 pour des notes

1) NAPA ProSelect et Argent - Conduite normale - Intervalles normaux de remplacement 2) NAPA Or - Conduite difficile - Intervalles recommandés par FEO 3) NAPA Platine - Conduite très difficile - Intervalles recommandés par FEO

N/A = No disponible N/R = No requerido N/S = No Servicable Para el aire de la cabina y tabla de localización de filtro, consulte las páginas 5-12 Ver las páginas 13-16 para las notas al pie de página

1) NAPA ProSelect y Plata - Manejo normal - Intervalos normales de cambio 2) NAPA Oro - Manejo difícil - Intervalos recomendados por el OEM 3) NAPA Platino - Manejo muy difícil - Intervalos recomendados por el OEM

Italicized Part Numbers May Not Be Available.

Las piezas con números en *italicas* pueden no estar disponibles.  
Les numéros de pièce en *italiques* peuvent ne pas être disponibles.



## Pass Car Light Truck - Oil - Air - Cabin

PEUGEOT 2005

Year/Año/Année Model/Modelo/Modele Engine/Motor/Moteur	Eng. Code Código de motor Code moteur	VIN NIV NIV	GOLD Oil Aceite Huile	ProSelect Oil Aceite Huile	Platinum Oil Aceite Huile	GOLD Air Aire Air	ProSelect Air Aire Air	GOLD Cabin Air Cabina Aire Cabine Air	ProSelect Cabin Air Cabina Aire Cabine Air	Platinum Cabin Air Cabina Aire Cabine Air	Loc. Cabin Air Cabina Aire Cabine Air
--	---	-------------------	--------------------------------	-------------------------------------	------------------------------------	----------------------------	---------------------------------	--	---	--	--

## PEUGEOT (Cont'd/Suite)

## 2005 (Cont'd/Suite)

## 206

L4 1.4i L 1360cc (Mex.)	TU3JP		107299 7512 <sup>21</sup>	N/A 27512 <sup>21</sup>	N/A N/A <sup>21</sup>			236926 N/A	N/A N/A	N/A N/A	
L4 1.6L 1587cc (Mex.)			7512	27512	N/A	N/A	N/A	236926	N/A	N/A	
L4 1.6L HDI 1587cc Diesel (Mex.)	DV6TEDA		107305	N/A	N/A			236926	N/A	N/A	
L4 1.9L 1868cc Diesel (Mex.)			7046	N/A	N/A	N/A	N/A	236926	N/A	N/A	
L4 2.0L 1997cc Diesel (Mex.)			7046	N/A	N/A			236926	N/A	N/A	

## 206 CC

L4 1.6L 1587cc (Mex.)			7512	27512	N/A			236926	N/A	N/A	
L4 2.0L 1998cc (Mex.)			1381	21381	N/A	N/A	N/A	236926	N/A	N/A	

## 206 SW

L4 1.1L 1124cc (Mex.)			107299 7512	N/A 27512	N/A N/A			236926	N/A	N/A	
L4 1.4i L 1360cc (Mex.)	TU3JP		107299 7512	N/A 27512	N/A N/A	N/A	N/A	236926	N/A	N/A	
L4 1.4L 1398cc Diesel (Mex.)			107305	N/A	N/A	N/A	N/A	236926	N/A	N/A	
L4 1.6L 1587cc (Mex.)			7512	27512	N/A	N/A	N/A	236926	N/A	N/A	
L4 1.6L HDI 1587cc Diesel (Mex.)	DV6TEDA		107305	N/A	N/A			236926	N/A	N/A	
L4 2.0L 1997cc Diesel (Mex.)			1381	21381	N/A			236926	N/A	N/A	
L4 2.0L 1998cc Turbo (Mex.)			1381	21381	N/A	N/A	N/A	236926	N/A	N/A	

## 206 X LINE

L4 1.6L 1587cc (Mex.)			7512	27512	N/A	N/A	N/A	236926	N/A	N/A	
-----------------------	--	--	------	-------	-----	-----	-----	--------	-----	-----	--

## 206 XR

L4 1.4i L 1360cc (Mex.)	TU3JP		7512	27512	N/A	N/A	N/A	236926	N/A	N/A	
L4 1.6L 1587cc (Mex.)			7512	27512	N/A	N/A	N/A	236926	N/A	N/A	

## 206 XS

L4 1.6L 1587cc (Mex.)			7512	27512	N/A	N/A	N/A	236926 N/A	N/A N/A	N/A N/A	
-----------------------	--	--	------	-------	-----	-----	-----	---------------	------------	------------	--

## 206 XT

L4 1.6L 1587cc (Mex.)			7512	27512	N/A	N/A	N/A	236926	N/A	N/A	
-----------------------	--	--	------	-------	-----	-----	-----	--------	-----	-----	--

## 307

L4 2.0L 1998cc (Mex.)			7512	27512	N/A			N/A	N/A	N/A	
L4 2.0L 1998cc EW10J4 (Mex.)			1381	21381	N/A			N/A	N/A	N/A	

## 406

L4 2.0L (Mex.)			1381	21381	N/A	N/A	N/A	N/A	N/A	N/A	
V6 3.0 (Mex.)			1381	21381	N/A	N/A	N/A	N/A	N/A	N/A	
			7046 <sup>330</sup>	N/A <sup>330</sup>	N/A <sup>330</sup>						

## 407

L4 1.6L 1560cc Diesel (Mex.)			107305	N/A	N/A			N/A	N/A	N/A	
L4 2.0L 1997cc Diesel (Mex.)			7512	27512	N/A	N/A	N/A	N/A	N/A	N/A	
V6 2.7L 2721cc Diesel (Mex.)			N/A	N/A	N/A	N/A	N/A	N/A	N/A	N/A	

## 607

L4 2.0L 1997cc Diesel (Mex.)			1381	21381	N/A	N/A	N/A	239171	N/A	N/A	
L4 2.2L 2179cc Diesel (Mex.)			1381	21381	N/A	N/A	N/A	239171	N/A	N/A	
V6 2.7L 2721cc Diesel (Mex.)			N/A	N/A	N/A			239171	N/A	N/A	
V6 3.0L 2946cc (Mex.)			1381	21381	N/A	N/A	N/A	239171	N/A	N/A	

## BOXER

L4 2.0L 1997cc Diesel (Mex.)			1381	21381	N/A	N/A	N/A	N/A	N/A	N/A	
L4 2.2L 2179cc Diesel (Mex.)			1381	21381	N/A	N/A	N/A	N/A	N/A	N/A	
L4 2.8L 2798cc HDI Diesel (Mex.)			107401	N/A	N/A	N/A	N/A	N/A	N/A	N/A	

## PARTNER

L4 1.6iL 1587cc TU5JP4 (Mex.)			7512	27512	N/A			N/A	N/A	N/A	
-------------------------------	--	--	------	-------	-----	--	--	-----	-----	-----	--

N/A = Not Available N/R = Not Required N/S = Not Servicable For cabin air locator chart, see pages 5-12 See pages 13-16 for footnotes

1) ProSelect - Normal Driving - Traditional Change Intervals 2) NAPA Gold - Severe Driving - OE Recommended intervals 3) NAPA Platinum - Harsh Driving - OE Recommend Intervals

N/A = Non disponible N/R = Non nécessaire N/S = Non réparable Voir le tableau des filtres et d'habitacle aux pages 5-12 Voir pages 13-16 pour des notes

1) NAPA ProSelect et Argent - Conduite normale - Intervalles normaux de remplacement 2) NAPA Or - Conduite difficile - Intervalles recommandés par FEO 3) NAPA Platine - Conduite très difficile - Intervalles recommandés par FEO

N/A = No disponible N/R = No requerido N/S = No Servicable Para el aire de la cabina y tabla de localización de filtro, consulte las páginas 5-12 Ver las páginas 13-16 para las notas al pie de página

1) NAPA ProSelect y Plata - Manejo normal - Intervalos normales de cambio 2) NAPA Oro - Manejo difícil - Intervalos recomendados por el OEM 3) NAPA Platino - Manejo muy difícil - Intervalos recomendados por el OEM

Italicized Part Numbers May Not Be Available.

Las piezas con números en *italicas* pueden no estar disponibles.Les numéros de pièce en *italiques* peuvent ne pas être disponibles.



PEUGEOT 2005-2004

Pass Car Light Truck - Oil - Air - Cabin

Year/Año/Année Model/Modelo/Modele Engine/Motor/Moteur	Eng. Code Código de motor Code moteur	VIN NIV NIV	GOLD Oil Aceite Huile	ProSelect Oil Aceite Huile	Platinum Oil Aceite Huile	GOLD Air Aire Air	ProSelect Air Aire Air	GOLD Cabin Air Cabina Aire Cabine Air	ProSelect Cabin Air Cabina Aire Cabine Air	Platinum Cabin Air Cabina Aire Cabine Air	Loc. Cabin Air Cabina Aire Cabine Air
--	---	-------------------	--------------------------------	-------------------------------------	------------------------------------	----------------------------	---------------------------------	--	---	--	--

PEUGEOT (Cont'd/Suite)

**2005** (Cont'd/Suite)

**PARTNER FURGON**

L4 1.6L 1587cc (Mex.)			107299	N/A	N/A	206749	N/A	N/A	N/A	N/A	
-----------------------	--	--	--------	-----	-----	--------	-----	-----	-----	-----	--

**2004**

**106**

L4 1.4L 1360cc Diesel (Mex.)			7046	N/A	N/A	N/A	N/A	N/A	N/A	N/A	
------------------------------	--	--	------	-----	-----	-----	-----	-----	-----	-----	--

**206**

L4 1.4i L 1360cc (Mex.)	TU3JP		107299 <sup>22</sup> 7512 <sup>22</sup>	N/A <sup>22</sup> 27512 <sup>22</sup>	N/A <sup>22</sup> N/A <sup>22</sup>			236926 N/A	N/A N/A	N/A N/A	
L4 1.6L 1587cc (Mex.)			7512	27512	N/A			236926	N/A	N/A	
L4 1.6L HDI 1587cc Diesel (Mex.)	DV6TEDA		107305	N/A	N/A			236926 N/A	N/A N/A	N/A N/A	
L4 1.9L 1868cc Diesel (Mex.)			7046	N/A	N/A	N/A	N/A	236926	N/A	N/A	
L4 2.0L 1997cc Diesel (Mex.)			7046	N/A	N/A	N/A	N/A	236926	N/A	N/A	

**206 CC**

L4 1.6L 1587cc (Mex.)			107299 7512	N/A 27512	N/A N/A			236926	N/A	N/A	
L4 2.0L 1998cc (Mex.)			1381	21381	N/A	N/A	N/A	236926	N/A	N/A	

**206 SW**

L4 1.1L 1124cc (Mex.)			107299 7512	N/A 27512	N/A N/A			236926	N/A	N/A	
L4 1.4i L 1360cc (Mex.)	TU3JP		107299 7512	N/A 27512	N/A N/A	N/A	N/A	236926 N/A	N/A N/A	N/A N/A	
L4 1.4L 1398cc Diesel (Mex.)			107305	N/A	N/A	N/A	N/A	236926	N/A	N/A	
L4 1.6L 1587cc (Mex.)			7512	27512	N/A			236926	N/A	N/A	
L4 1.6L HDI 1587cc Diesel (Mex.)	DV6TEDA		107305	N/A	N/A			236926 N/A	N/A N/A	N/A N/A	
L4 2.0L 1997cc Diesel (Mex.)			1381	21381	N/A	N/A	N/A	236926	N/A	N/A	
L4 2.0L 1998cc Turbo (Mex.)			1381	21381	N/A	N/A	N/A	236926	N/A	N/A	

**206 X LINE**

L4 1.6L 1587cc (Mex.)			7512	27512	N/A	N/A	N/A	236926	N/A	N/A	
-----------------------	--	--	------	-------	-----	-----	-----	--------	-----	-----	--

**206 XR**

L4 1.4i L 1360cc (Mex.)	TU3JP		7512	27512	N/A	N/A	N/A	236926	N/A	N/A	
L4 1.6L 1587cc (Mex.)			7512	27512	N/A	N/A	N/A	236926	N/A	N/A	

**206 XS**

L4 1.6L 1587cc (Mex.)			7512	27512	N/A	N/A	N/A	236926 N/A	N/A N/A	N/A N/A	
-----------------------	--	--	------	-------	-----	-----	-----	---------------	------------	------------	--

**206 XT**

L4 1.6L 1587cc (Mex.)			7512	27512	N/A	N/A	N/A	236926	N/A	N/A	
-----------------------	--	--	------	-------	-----	-----	-----	--------	-----	-----	--

**307**

L4 2.0L 1998cc (Mex.)			7512	27512	N/A			N/A	N/A	N/A	
-----------------------	--	--	------	-------	-----	--	--	-----	-----	-----	--

**406**

L4 2.0L (Mex.)			1381	21381	N/A	N/A	N/A	N/A	N/A	N/A	
L4 2.2L 2179cc Diesel (Mex.)			7046	N/A	N/A	N/A	N/A	4202	N/A	N/A	
V6 3.0 (Mex.)			1381 7046 <sup>330</sup>	21381 N/A <sup>330</sup>	N/A N/A <sup>330</sup>	N/A	N/A	N/A	N/A	N/A	

**407**

L4 1.6L 1560cc Diesel (Mex.)			107305	N/A	N/A			N/A	N/A	N/A	
L4 2.0L 1997cc Diesel (Mex.)			7512	27512	N/A	N/A	N/A	N/A	N/A	N/A	

**607**

L4 2.0L 1997cc Diesel (Mex.)			1381	21381	N/A	N/A	N/A	239171	N/A	N/A	
L4 2.2L 2179cc Diesel (Mex.)			1381	21381	N/A	N/A	N/A	239171	N/A	N/A	
V6 3.0L 2946cc (Mex.)			1381	21381	N/A	N/A	N/A	239171	N/A	N/A	

N/A = Not Available N/R = Not Required N/S = Not Servicable For cabin air locator chart, see pages 5-12 See pages 13-16 for footnotes  
 1) ProSelect - Normal Driving - Traditional Change Intervals 2) NAPA Gold - Severe Driving - OE Recommended intervals 3) NAPA Platinum - Harsh Driving - OE Recommend Intervals  
 N/A = Non disponible N/R = Non nécessaire N/S = Non réparable Voir le tableau des filtres et d'habitacle aux pages 5-12 Voir pages 13-16 pour des notes  
 1) NAPA ProSelect et Argent - Conduite normale - Intervalles normaux de remplacement 2) NAPA Or - Conduite difficile - Intervalles recommandés par FEO 3) NAPA Platine - Conduite très difficile - Intervalles recommandés par FEO  
 N/A = No disponible N/R = No requerido N/S = No Servicable Para el aire de la cabina y tabla de localización de filtro, consulte las páginas 5-12 Ver las páginas 13-16 para las notas al pie de página  
 1) NAPA ProSelect y Plata - Manejo normal - Intervalos normales de cambio 2) NAPA Oro - Manejo difícil - Intervalos recomendados por el OEM 3) NAPA Platino - Manejo muy difícil - Intervalos recomendados por el OEM



Pass Car Light Truck - Oil - Air - Cabin

PEUGEOT 2004-2003

Year/Año/Année Model/Modelo/Modele Engine/Motor/Moteur	Eng. Code Código de motor Code moteur	VIN NIV NIV	GOLD Oil Aceite Huile	ProSelect Oil Aceite Huile	Platinum Oil Aceite Huile	GOLD Air Aire Air	ProSelect Air Aire Air	GOLD Cabin Air Cabina Aire Cabine Air	ProSelect Cabin Air Cabina Aire Cabine Air	Platinum Cabin Air Cabina Aire Cabine Air	Loc. Cabin Air Cabina Aire Cabine Air
--	---	-------------------	--------------------------------	-------------------------------------	------------------------------------	----------------------------	---------------------------------	--	---	--	--

PEUGEOT (Cont'd/Suite)

**2004** (Cont'd/Suite)

**BOXER**

L4 2.0L 1997cc Diesel (Mex.)			1381	21381	N/A	N/A	N/A	N/A	N/A	N/A	
L4 2.2L 2179cc Diesel (Mex.)			1381	21381	N/A	N/A	N/A	N/A	N/A	N/A	
L4 2.8L 2798cc HDI Diesel (Mex.)			1431	N/A	N/A	N/A	N/A	N/A	N/A	N/A	

**PARTNER**

L4 1.6iL 1587cc TU5JP4 (Mex.)			7512	27512	N/A			N/A	N/A	N/A	
-------------------------------	--	--	------	-------	-----	--	--	-----	-----	-----	--

**PARTNER FURGON**

L4 1.6L 1587cc (Mex.)			107299	N/A	N/A	206749	N/A	N/A	N/A	N/A	
-----------------------	--	--	--------	-----	-----	--------	-----	-----	-----	-----	--

**2003**

**106**

L4 1.4L 1360cc Diesel (Mex.)			7046	N/A	N/A	N/A	N/A	N/A	N/A	N/A	
L4 1.5L 1527cc Diesel (Mex.)			7046	N/A	N/A	N/A	N/A	N/A	N/A	N/A	

**206**

L4 1.4i L 1360cc (Mex.)	TU3JP		107299 <sup>22</sup> 7512 <sup>22</sup>	N/A <sup>22</sup> 27512 <sup>22</sup>	N/A <sup>22</sup> N/A <sup>22</sup>			236926 N/A	N/A N/A	N/A N/A	
L4 1.6L 1587cc (Mex.)			7512	27512	N/A			236926	N/A	N/A	
L4 1.9L 1868cc Diesel (Mex.)			7046	N/A	N/A	N/A	N/A	236926	N/A	N/A	
L4 2.0L 1997cc Diesel (Mex.)			7046	N/A	N/A	N/A	N/A	236926	N/A	N/A	

**206 CC**

L4 1.6L 1587cc (Mex.)			107299	N/A	N/A			236926 N/A	N/A N/A	N/A N/A	
L4 2.0L 1998cc (Mex.)			1381	21381	N/A	N/A	N/A	236926	N/A	N/A	

**206 SW**

L4 1.1L 1124cc (Mex.)			107299 7512	N/A 27512	N/A N/A			236926	N/A	N/A	
L4 1.4i L 1360cc (Mex.)	TU3JP		107299 7512	N/A 27512	N/A N/A	N/A	N/A	236926 N/A	N/A N/A	N/A N/A	
L4 1.4L 1398cc Diesel (Mex.)			107305	N/A	N/A	N/A	N/A	236926	N/A	N/A	
L4 1.6L 1587cc (Mex.)			107299	N/A	N/A			236926	N/A	N/A	
L4 2.0L 1997cc Diesel (Mex.)			1381	21381	N/A	N/A	N/A	236926	N/A	N/A	
L4 2.0L 1998cc Turbo (Mex.)			1381	21381	N/A	N/A	N/A	236926	N/A	N/A	

**206 XR**

L4 1.6L 1587cc (Mex.)			7512	27512	N/A	N/A	N/A	236926	N/A	N/A	
-----------------------	--	--	------	-------	-----	-----	-----	--------	-----	-----	--

**206 XS**

L4 1.6L 1587cc (Mex.)			7512	27512	N/A	N/A	N/A	236926	N/A	N/A	
-----------------------	--	--	------	-------	-----	-----	-----	--------	-----	-----	--

**307**

L4 2.0L 1998cc (Mex.)			7512	27512	N/A			N/A	N/A	N/A	
-----------------------	--	--	------	-------	-----	--	--	-----	-----	-----	--

**406**

L4 2.0L (Mex.)			1381	21381	N/A	N/A	N/A	N/A	N/A	N/A	
L4 2.2L 2179cc Diesel (Mex.)			7046	N/A	N/A	N/A	N/A	4202	N/A	N/A	
V6 3.0 (Mex.)			1381	21381	N/A	N/A	N/A	N/A	N/A	N/A	
			7046	N/A	N/A						

**607**

L4 2.0L 1997cc Diesel (Mex.)			1381	21381	N/A	N/A	N/A	239171	N/A	N/A	
L4 2.2L 2179cc Diesel (Mex.)			1381	21381	N/A	N/A	N/A	239171	N/A	N/A	
V6 3.0L 2946cc (Mex.)			1381	21381	N/A	N/A	N/A	239171	N/A	N/A	

**BOXER**

L4 2.0L 1997cc Diesel (Mex.)			1381	21381	N/A	N/A	N/A	N/A	N/A	N/A	
L4 2.2L 2179cc Diesel (Mex.)			1381	21381	N/A	N/A	N/A	N/A	N/A	N/A	
L4 2.8L 2798cc HDI Diesel (Mex.)			1431	N/A	N/A	N/A	N/A	N/A	N/A	N/A	

N/A = Not Available N/R = Not Required N/S = Not Servicable For cabin air locator chart, see pages 5-12 See pages 13-16 for footnotes

1) ProSelect - Normal Driving - Traditional Change Intervals 2) NAPA Gold - Severe Driving - OE Recommended intervals 3) NAPA Platinum - Harsh Driving - OE Recommend Intervals

N/A = Non disponible N/R = Non nécessaire N/S = Non réparable Voir le tableau des filtres et d'habitacle aux pages 5-12 Voir pages 13-16 pour des notes

1) NAPA ProSelect et Argent - Conduite normale - Intervalles normaux de remplacement 2) NAPA Or - Conduite difficile - Intervalles recommandés par FEO 3) NAPA Platine - Conduite très difficile - Intervalles recommandés par FEO

N/A = No disponible N/R = No requerido N/S = No Servicable Para el aire de la cabina y tabla de localización de filtro, consulte las páginas 5-12 Ver las páginas 13-16 para las notas al pie de página

1) NAPA ProSelect y Plata - Manejo normal - Intervalos normales de cambio 2) NAPA Oro - Manejo difícil - Intervalos recomendados por el OEM 3) NAPA Platino - Manejo muy difícil - Intervalos recomendados por el OEM

*Italicized Part Numbers May Not Be Available.*

Las piezas con números en *italicas* pueden no estar disponibles.

Les numéros de pièce en *italiques* peuvent ne pas être disponibles.

P  
a  
s  
s  
C  
a  
r  
L  
i  
g  
h  
t  
T  
r  
u  
c  
k  
O  
i  
l  
-  
A  
i  
r  
-  
C  
a  
b  
i  
n



## PEUGEOT 2003-2002

## Pass Car Light Truck - Oil - Air - Cabin

Year/Año/Année Model/Modelo/Modèle Engine/Motor/Moteur	Eng. Code Código de motor Code moteur	VIN NIV NIV	GOLD Oil Aceite Huile	ProSelect Oil Aceite Huile	Platinum Oil Aceite Huile	GOLD Air Aire Air	ProSelect Air Aire Air	GOLD Cabin Air Cabina Aire Cabine Air	ProSelect Cabin Air Cabina Aire Cabine Air	Platinum Cabin Air Cabina Aire Cabine Air	Loc. Cabin Air Cabina Aire Cabine Air
--	---	-------------------	--------------------------------	-------------------------------------	------------------------------------	----------------------------	---------------------------------	--	---	--	--

## PEUGEOT (Cont'd/Suite)

**2003** (Cont'd/Suite)

## PARTNER

L4 1.6L 1587cc TU5JP4 (Mex.)			107299	N/A	N/A			N/A	N/A	N/A	
------------------------------	--	--	--------	-----	-----	--	--	-----	-----	-----	--

## PARTNER FURGON

L4 1.6L 1587cc (Mex.)			107299	N/A	N/A	206749		N/A	N/A	N/A	
-----------------------	--	--	--------	-----	-----	--------	--	-----	-----	-----	--

**2002**

## 106

L4 1.5L 1527cc Diesel (Mex.)			7046	N/A	N/A	N/A		N/A	N/A	N/A	
------------------------------	--	--	------	-----	-----	-----	--	-----	-----	-----	--

## 206

L4 1.4i L 1360cc (Mex.)	TU3JP		107299 7512 <sup>21</sup>	N/A 27512 <sup>21</sup>	N/A N/A <sup>21</sup>			236926 N/A	N/A N/A	N/A N/A	
L4 1.6L 1587cc (Mex.)			7512	27512	N/A			236926	N/A	N/A	
L4 1.9L 1868cc Diesel (Mex.)			7046	N/A	N/A	N/A	N/A	236926	N/A	N/A	
L4 2.0L 1997cc Diesel (Mex.)			7046	N/A	N/A	N/A	N/A	236926	N/A	N/A	

## 206 CC

L4 1.6L 1587cc (Mex.)			107299	N/A	N/A			236926 N/A	N/A N/A	N/A N/A	
L4 2.0L 1998cc (Mex.)			1381	21381	N/A	N/A	N/A	236926	N/A	N/A	

## 206 SW

L4 1.1L 1124cc (Mex.)			107299 7512	N/A 27512	N/A N/A			236926	N/A	N/A	
L4 1.4i L 1360cc (Mex.)	TU3JP		107299 7512	N/A 27512	N/A N/A	N/A	N/A	236926 N/A	N/A N/A	N/A N/A	
L4 1.4L 1398cc Diesel (Mex.)			107305	N/A	N/A	N/A	N/A	236926	N/A	N/A	
L4 1.6L 1587cc (Mex.)			107299	N/A	N/A			236926	N/A	N/A	
L4 2.0L 1997cc Diesel (Mex.)			1381	21381	N/A	N/A	N/A	236926	N/A	N/A	
L4 2.0L 1998cc Turbo (Mex.)			1381	21381	N/A	N/A	N/A	236926	N/A	N/A	

## 206 XR

L4 1.6L 1587cc (Mex.)			7512	27512	N/A	N/A	N/A	236926	N/A	N/A	
-----------------------	--	--	------	-------	-----	-----	-----	--------	-----	-----	--

## 206 XS

L4 1.6L 1587cc (Mex.)			7512	27512	N/A	N/A	N/A	236926 N/A	N/A N/A	N/A N/A	
-----------------------	--	--	------	-------	-----	-----	-----	---------------	------------	------------	--

## 306

L4 1.8L 1762cc (Mex.)			7046	N/A	N/A			N/A	N/A	N/A	
L4 2.0L (Mex.)			7046	N/A	N/A	N/A	N/A	N/A	N/A	N/A	

## 406

L4 2.0L (Mex.)			1381	21381	N/A	N/A	N/A	N/A	N/A	N/A	
L4 2.2L 2179cc Diesel (Mex.)			7046	N/A	N/A	N/A	N/A	4202	N/A	N/A	
V6 3.0 (Mex.)			1381 7046 <sup>330</sup>	21381 N/A <sup>330</sup>	N/A N/A <sup>330</sup>	N/A	N/A	N/A	N/A	N/A	

## 607

L4 2.0L 1997cc Diesel (Mex.)			1381	21381	N/A	N/A	N/A	239171	N/A	N/A	
L4 2.2L 2179cc Diesel (Mex.)			1381	21381	N/A	N/A	N/A	239171	N/A	N/A	
V6 3.0L 2946cc (Mex.)			1381	21381	N/A	N/A	N/A	239171	N/A	N/A	

## BOXER

L4 1.9L 1905cc Diesel (Mex.)			1381	21381	N/A	N/A	N/A	N/A	N/A	N/A	
L4 2.0L 1997cc Diesel (Mex.)			1381	21381	N/A	N/A	N/A	N/A	N/A	N/A	
L4 2.2L 2179cc Diesel (Mex.)			1381	21381	N/A	N/A	N/A	N/A	N/A	N/A	
L4 2.8L 2798cc HDI Diesel (Mex.)			1431	N/A	N/A	N/A	N/A	N/A	N/A	N/A	

## PARTNER

L4 1.8L 1761cc XU7JB (Mex.)			7046	N/A	N/A			N/A	N/A	N/A	
-----------------------------	--	--	------	-----	-----	--	--	-----	-----	-----	--

N/A = Not Available N/R = Not Required N/S = Not Servicable For cabin air locator chart, see pages 5-12 See pages 13-16 for footnotes

1) ProSelect - Normal Driving - Traditional Change Intervals 2) NAPA Gold - Severe Driving - OE Recommended intervals 3) NAPA Platinum - Harsh Driving - OE Recommend Intervals

N/A = Non disponible N/R = Non nécessaire N/S = Non réparable Voir le tableau des filtres et d'habitacle aux pages 5-12 Voir pages 13-16 pour des notes

1) NAPA ProSelect et Argent - Conduite normale - Intervalles normaux de remplacement 2) NAPA Or - Conduite difficile - Intervalles recommandés par FEO 3) NAPA Platine - Conduite très difficile - Intervalles recommandés par FEO

N/A = No disponible N/R = No requerido N/S = No Servicable Para el aire de la cabina y tabla de localización de filtro, consulte las páginas 5-12 Ver las páginas 13-16 para las notas al pie de página

1) NAPA ProSelect y Plata - Manejo normal - Intervalos normales de cambio 2) NAPA Oro - Manejo difícil - Intervalos recomendados por el OEM 3) NAPA Platino - Manejo muy difícil - Intervalos recomendados por el OEM

*Italicized Part Numbers May Not Be Available.*

Las piezas con números en *italicas* pueden no estar disponibles.  
Les numéros de pièce en *italiques* peuvent ne pas être disponibles.



Pass Car Light Truck - Oil - Air - Cabin

PEUGEOT 2002 —  
PLYMOUTH 2001

Year/Año/Année Model/Modelo/Modèle Engine/Motor/Moteur	Eng. Code Código de motor Code moteur	VIN NIV NIV	GOLD Oil Aceite Huile	ProSelect Oil Aceite Huile	Platinum Oil Aceite Huile	GOLD Air Aire Air	ProSelect Air Aire Air	GOLD Cabin Air Cabina Aire Cabine Air	ProSelect Cabin Air Cabina Aire Cabine Air	Platinum Cabin Air Cabina Aire Cabine Air	Loc. Cabin Air Cabina Aire Cabine Air
--	---	-------------------	--------------------------------	-------------------------------------	------------------------------------	----------------------------	---------------------------------	--	---	--	--

PEUGEOT (Cont'd/Suite)

**2002** (Cont'd/Suite)

**PARTNER FURGON**

L4 1.6L 1587cc (Mex.)			107299	N/A	N/A	206749	N/A	N/A	N/A	N/A	
-----------------------	--	--	--------	-----	-----	--------	-----	-----	-----	-----	--

**RANCH**

L4 1.6L 1587cc Diesel (Mex.)			107299	N/A	N/A	206749	N/A	N/A	N/A	N/A	
L4 1.9L 1868cc Diesel (Mex.)			7046	N/A	N/A	N/A	N/A	N/A	N/A	N/A	
L4 2.0L 1997cc Diesel (Mex.)			7046	N/A	N/A		N/A	N/A	N/A	N/A	

**2001**

**106**

L4 1.5L 1527cc Diesel (Mex.)			7046	N/A	N/A	N/A	N/A	N/A	N/A	N/A	
------------------------------	--	--	------	-----	-----	-----	-----	-----	-----	-----	--

**206**

L4 1.4i L 1360cc (Mex.)	TU3JP		107299	N/A	N/A			236926	N/A	N/A	
			7512 <sup>21</sup>	27512 <sup>21</sup>	N/A <sup>21</sup>			N/A	N/A	N/A	
L4 1.6L 1587cc (Mex.)			7512	27512	N/A			N/A	N/A	N/A	
L4 1.9L 1868cc Diesel (Mex.)			7046	N/A	N/A	N/A	N/A	236926	N/A	N/A	
L4 2.0L 1997cc Diesel (Mex.)			7046	N/A	N/A	N/A	N/A	236926	N/A	N/A	

**206 CC**

L4 1.6L 1587cc (Mex.)			107299	N/A	N/A			236926	N/A	N/A	
								N/A	N/A	N/A	
L4 2.0L 1998cc (Mex.)			1381	21381	N/A	N/A	N/A	236926	N/A	N/A	

**206 XR**

L4 1.6L 1587cc (Mex.)			107299	N/A	N/A	N/A	N/A	236926	N/A	N/A	
-----------------------	--	--	--------	-----	-----	-----	-----	--------	-----	-----	--

**306**

L4 1.8L 1762cc (Mex.)			7046	N/A	N/A			N/A	N/A	N/A	
L4 2.0L (Mex.)			7046	N/A	N/A	N/A	N/A	N/A	N/A	N/A	

**406**

L4 2.0L (Mex.)			1381	21381	N/A	N/A	N/A	N/A	N/A	N/A	
L4 2.2L 2179cc Diesel (Mex.)			7046	N/A	N/A	N/A	N/A	4202	N/A	N/A	
V6 3.0 (Mex.)			1381	21381	N/A	N/A	N/A	N/A	N/A	N/A	
			7046 <sup>330</sup>	N/A <sup>330</sup>	N/A <sup>330</sup>						

**607**

L4 2.0L 1997cc Diesel (Mex.)			1381	21381	N/A	N/A	N/A	239171	N/A	N/A	
L4 2.2L 2179cc Diesel (Mex.)			1381	21381	N/A	N/A	N/A	239171	N/A	N/A	

**BOXER**

L4 1.9L 1905cc Diesel (Mex.)			1381	21381	N/A	N/A	N/A	N/A	N/A	N/A	
L4 2.5L 2446cc Diesel (Mex.)			1381	21381	N/A	N/A	N/A	N/A	N/A	N/A	
L4 2.8L 2798cc HDI Diesel (Mex.)			1431	N/A	N/A	N/A	N/A	N/A	N/A	N/A	

**PARTNER**

L4 1.8L 1761cc XU7JB (Mex.)			7046	N/A	N/A			N/A	N/A	N/A	
-----------------------------	--	--	------	-----	-----	--	--	-----	-----	-----	--

**RANCH**

L4 1.6L 1587cc Diesel (Mex.)			107299	N/A	N/A	206749	N/A	N/A	N/A	N/A	
L4 1.9L 1868cc Diesel (Mex.)			7046	N/A	N/A	N/A	N/A	N/A	N/A	N/A	
L4 2.0L 1997cc Diesel (Mex.)			7046	N/A	N/A		N/A	N/A	N/A	N/A	

PLYMOUTH

**2002**

**GRAND VOYAGER**

V6 3.8L 230 CID		L	1085 <sup>53</sup>	21085 <sup>70</sup>	41085	2133	22133	N/R	N/R	N/R	
-----------------	--	---	--------------------	---------------------	-------	------	-------	-----	-----	-----	--

**2001**

**NEON**

L4 2.0L 1996cc		Y,C	1348 <sup>53</sup>	21348 <sup>70</sup>	41348	2384	22384	N/R	N/R	N/R	
----------------	--	-----	--------------------	---------------------	-------	------	-------	-----	-----	-----	--

N/A = Not Available N/R = Not Required N/S = Not Servicable For cabin air locator chart, see pages 5-12 See pages 13-16 for footnotes

1) ProSelect - Normal Driving - Traditional Change Intervals 2) NAPA Gold - Severe Driving - OE Recommended intervals 3) NAPA Platinum - Harsh Driving - OE Recommend Intervals

N/A = Non disponible N/R = Non nécessaire N/S = Non réparable Voir le tableau des filtres et d'habitacle aux pages 5-12 Voir pages 13-16 pour des notes

1) NAPA ProSelect et Argent - Conduite normale - Intervalles normaux de remplacement 2) NAPA Or - Conduite difficile - Intervalles recommandés par FEO 3) NAPA Platine - Conduite très difficile - Intervalles recommandés par FEO

N/A = No disponible N/R = No requerido N/S = No Servicable Para el aire de la cabina y tabla de localización de filtro, consulte las páginas 5-12 Ver las páginas 13-16 para las notas al pie de página

1) NAPA ProSelect y Plata - Manejo normal - Intervalos normales de cambio 2) NAPA Oro - Manejo difícil - Intervalos recomendados por el OEM 3) NAPA Platino - Manejo muy difícil - Intervalos recomendados por el OEM

*Italicized Part Numbers May Not Be Available.*

Las piezas con números en *italicas* pueden no estar disponibles.

Les numéros de pièce en *italiques* peuvent ne pas être disponibles.

P  
a  
s  
s  
C  
a  
r  
L  
i  
g  
h  
t  
T  
r  
u  
c  
k  
O  
i  
l  
-  
A  
i  
r  
-  
C  
a  
b  
i  
n



Year/Año/Année Model/Modelo/Modèle Engine/Motor/Moteur	Eng. Code Código de motor Code moteur	VIN NIV NIV	GOLD Oil Aceite Huile	ProSelect Oil Aceite Huile	Platinum Oil Aceite Huile	GOLD Air Aire Air	ProSelect Air Aire Air	GOLD Cabin Air Cabina Aire Cabine Air	ProSelect Cabin Air Cabina Aire Cabine Air	Platinum Cabin Air Cabina Aire Cabine Air	Loc. Cabin Air Cabina Aire Cabine Air
--	---	-------------------	--------------------------------	-------------------------------------	------------------------------------	----------------------------	---------------------------------	--	---	--	--

PLYMOUTH (Cont'd/Suite)

**2001** (Cont'd/Suite)

**PROWLER**

V6 3.5L 215 CID		G	1085 <sup>53</sup>	21085 <sup>70</sup>	41085	2133	22133	N/R	N/R	N/R	
-----------------	--	---	--------------------	---------------------	-------	------	-------	-----	-----	-----	--

**Polestar**

**2023**

2	0.00L 000CC 0000CID Electric		N/S	N/S	N/A	N/S	N/S	230430	N/A	N/A	
---	------------------------------	--	-----	-----	-----	-----	-----	--------	-----	-----	--

**2022**

2	0.00L 000CC 0000CID Electric		N/S	N/S	N/A	N/S	N/S	230430	N/A	N/A	
---	------------------------------	--	-----	-----	-----	-----	-----	--------	-----	-----	--

**PONTIAC**

**2010**

<b>G3</b>	L4 1.6L 98 CID	LXV	E	7674	27674	47674	2831	22831	4685	224685	N/A	3
-----------	----------------	-----	---	------	-------	-------	------	-------	------	--------	-----	---

<b>G5</b>	L4 2.2L 134 CID	LAP	H	7082	27082 <sup>70</sup>	47082	9117	29117	4882	224882	4234882	3
-----------	-----------------	-----	---	------	---------------------	-------	------	-------	------	--------	---------	---

<b>G6</b>	L4 2.4L 145 CID		B,0	7082	27082 <sup>70</sup>	47082	6902	26902	N/R	N/R	N/R	
	V6 3.5L 213 CID		K,N	1522 <sup>53</sup>	21522 <sup>70</sup>	41522	6917	26917	N/R	N/R	N/R	
	V6 3.6L 217 CID	LY7	7	7060 <sup>53</sup>	27060 <sup>70</sup>	47060	6902	26902	N/R	N/R	N/R	
	V6 3.9L 237 CID	LZ9	1	1522 <sup>53</sup>	21522 <sup>70</sup>	41522	6917	26917	N/R	N/R	N/R	

<b>MATIZ</b>	L4 1.0L 995 cc 61 CID (Mex.)			1394 <sup>53</sup>	21394 <sup>70</sup>	41394			N/A	N/A	N/A	
--------------	------------------------------	--	--	--------------------	---------------------	-------	--	--	-----	-----	-----	--

<b>MATIZ G2</b>	L4 1.0L 61CID (Mex.)			1394 <sup>53</sup>	21394 <sup>70</sup>	41394			N/A	N/A	N/A	
-----------------	----------------------	--	--	--------------------	---------------------	-------	--	--	-----	-----	-----	--

<b>SOLSTICE</b>	L4 2.0L 122 CID Turbo	LNF	X	7082	27082	47082	9071	N/A	N/R	N/R	N/R	
	L4 2.4L 145 CID	LE5	B	7082	27082	47082	9066	N/A	N/R	N/R	N/R	

<b>VIBE</b>	L4 1.8L 1798cc	LAY	8	7064	27064 <sup>70</sup>	47064	9104	29104	4483 <sup>79</sup> 4511 <sup>78</sup>	224483 <sup>79</sup> 224511 <sup>78</sup>	4234483 <sup>79</sup> N/A <sup>78</sup>	3 3
	L4 2.4L 2362cc	LAX	0	1394 <sup>53</sup>	21394 <sup>70</sup>	41394	9172	29172	4483 <sup>79</sup> 4511 <sup>78</sup>	224483 <sup>79</sup> 224511 <sup>78</sup>	4234483 <sup>79</sup> N/A <sup>78</sup>	3 3

**2009**

<b>G3</b>	L4 1.6L 98 CID	LXV	E	7674	27674	47674	2831	22831	4685	224685	N/A	3
-----------	----------------	-----	---	------	-------	-------	------	-------	------	--------	-----	---

<b>G5</b>	L4 2.2L 134 CID	LAP	H	7082	27082 <sup>70</sup>	47082	9117	29117	4882	224882	4234882	3
-----------	-----------------	-----	---	------	---------------------	-------	------	-------	------	--------	---------	---

<b>G6</b>	L4 2.4L 145 CID		B	7082	27082 <sup>70</sup>	47082	6902	26902	N/R	N/R	N/R	
	V6 3.5L 213 CID		K,N	1522 <sup>53</sup>	21522 <sup>70</sup>	41522	6917 <sup>321</sup> 6902 <sup>322</sup>	26917 <sup>321</sup> 26902 <sup>322</sup>	N/R	N/R	N/R	
	V6 3.6L 217 CID	LY7	7	7060 <sup>53</sup>	27060 <sup>70</sup>	47060	6902	26902	N/R	N/R	N/R	
	V6 3.9L 237 CID	LZ9	1	1522 <sup>53</sup>	21522 <sup>70</sup>	41522	6917	26917	N/R	N/R	N/R	

<b>G8</b>	V6 3.6L 217 CID	LY7	7	7090	27090 <sup>70</sup>	47090	9873	N/A	9248	N/A	N/A	1
	V8 6.0L 364 CID	L76	Y	7060 <sup>53</sup>	27060 <sup>70</sup>	47060	9873	N/A	9248	N/A	N/A	1
	V8 6.2L 376 CID	LS3	W	7060 <sup>53</sup>	27060 <sup>70</sup>	47060	9873	N/A	9248	N/A	N/A	1

N/A = Not Available N/R = Not Required N/S = Not Servicable For cabin air locator chart, see pages 5-12 See pages 13-16 for footnotes

1) ProSelect - Normal Driving - Traditional Change Intervals 2) NAPA Gold - Severe Driving - OE Recommended Intervals 3) NAPA Platinum - Harsh Driving - OE Recommend Intervals

N/A = Non disponible N/R = Non nécessaire N/S = Non réparable Voir le tableau des filtres et d'habitacle aux pages 5-12 Voir pages 13-16 pour des notes

1) NAPA ProSelect et Argent - Conduite normale - Intervalles normaux de remplacement 2) NAPA Or - Conduite difficile - Intervalles recommandés par FEO 3) NAPA Platine - Conduite très difficile - Intervalles recommandés par FEO

N/A = No disponible N/R = No requerido N/S = No Servicable Para el aire de la cabina y tabla de localización de filtro, consulte las páginas 5-12 Ver las páginas 13-16 para las notas al pie de página

1) NAPA ProSelect y Plata - Manejo normal - Intervalos normales de cambio 2) NAPA Oro - Manejo difícil - Intervalos recomendados por el OEM 3) NAPA Platino - Manejo muy difícil - Intervalos recomendados por el OEM

*Italicized Part Numbers May Not Be Available.*

Las piezas con números en *italicas* pueden no estar disponibles.  
Les numéros de pièce en *italiques* peuvent ne pas être disponibles.





Pass Car Light Truck - Oil - Air - Cabin

PONTIAC 2009-2008

Year/Año/Année Model/Modelo/Modèle Engine/Motor/Moteur	Eng. Code Código de motor Code moteur	VIN NIV NIV	GOLD Oil Aceite Huile	ProSelect Oil Aceite Huile	Platinum Oil Aceite Huile	GOLD Air Air Air	ProSelect Air Air Air	GOLD Cabin Air Cabin Air Cabin Air	ProSelect Cabin Air Cabin Air Cabin Air	Platinum Cabin Air Cabin Air Cabin Air	Loc. Cabin Air Cabin Air Cabin Air
--	---	-------------------	--------------------------------	-------------------------------------	------------------------------------	---------------------------	--------------------------------	---	--	---	---

PONTIAC (Cont'd/Suite)

**2009** (Cont'd/Suite)

**MATIZ**

L4 1.0L 995 cc 61 CID (Mex.)			1394 <sup>53</sup>	21394 <sup>70</sup>	41394			N/A	N/A	N/A	
------------------------------	--	--	--------------------	---------------------	-------	--	--	-----	-----	-----	--

**MATIZ G2**

L4 1.0L 61CID (Mex.)			1394 <sup>53</sup>	21394 <sup>70</sup>	41394			N/A	N/A	N/A	
----------------------	--	--	--------------------	---------------------	-------	--	--	-----	-----	-----	--

**MONTANA SV6 SV6**

V6 3.9L 237 CID	LZ9	W,1	1522 <sup>53</sup>	21522	41522	6302	26302	4161 <sup>79</sup>	224161 <sup>79</sup>	N/A <sup>79</sup>	2
-----------------	-----	-----	--------------------	-------	-------	------	-------	--------------------	----------------------	-------------------	---

**SOLSTICE**

L4 2.0L 122 CID Turbo	LNF	X	7082	27082 <sup>70</sup>	47082	9071	N/A	N/R	N/R	N/R	
L4 2.4L 145 CID		B	7082	27082 <sup>70</sup>	47082	9066	N/A	N/R	N/R	N/R	

**TORRENT**

V6 3.4L 207 CID	LNJ	F	1040 <sup>53</sup>	21040 <sup>70</sup>	41040	6902	26902	4872	224872	N/A	1
V6 3.6L 217 CID	LY7	7	7060 <sup>53</sup>	27060 <sup>70</sup>	47060	6902	26902	4872	224872	N/A	1

**VIBE**

L4 1.8L 1798cc	LAY	8	7064	27064 <sup>70</sup>	47064	9104	29104	4483 <sup>79</sup> 4511 <sup>78</sup>	224483 <sup>79</sup> 224511 <sup>78</sup>	4234483 <sup>79</sup> N/A <sup>78</sup>	3 3
L4 2.4L 2362cc	LAX	0	1394 <sup>53</sup>	21394 <sup>70</sup>	41394	9172	29172	4483 <sup>79</sup> 4511 <sup>78</sup>	224483 <sup>79</sup> 224511 <sup>78</sup>	4234483 <sup>79</sup> N/A <sup>78</sup>	3 3

**WAVE5**

L4 1.6L 98 CID	LXV	E	7674	27674	47674	2831	22831	4685	224685	N/A	3
----------------	-----	---	------	-------	-------	------	-------	------	--------	-----	---

**2008**

**G3**

L4 1.6L 1606CC 98CID (Mex.)			1040 <sup>53</sup>	21040 <sup>70</sup>	41040	2831	22831	N/A	N/A	N/A	
-----------------------------	--	--	--------------------	---------------------	-------	------	-------	-----	-----	-----	--

**G4**

L4 2.2L 2198cc (Mex.)			7082	27082	47082	9117	29117	N/A	N/A	N/A	
L4 2.4L 2394cc (Mex.)			7082	27082	47082	9117	29117	N/A	N/A	N/A	

**G5**

L4 2.2L 134 CID	L61	F	7082	27082 <sup>70</sup>	47082	9117	29117	4882	224882	4234882	3
L4 2.4L 145 CID		B	7082	27082 <sup>70</sup>	47082	9117	29117	4882	224882	4234882	3

**G6**

L4 2.4L 145 CID		B	7082	27082 <sup>70</sup>	47082	6902 6917	26902 26917	N/R	N/R	N/R	
V6 3.5L 213 CID		N	1522 <sup>53</sup>	21522 <sup>70</sup>	41522	6917	26917	N/R	N/R	N/R	
V6 3.6L 217 CID	LY7	7	7060 <sup>53</sup>	27060 <sup>70</sup>	47060	6902	26902	N/R	N/R	N/R	
V6 3.9L 237 CID	LZ9	1	1522 <sup>53</sup>	21522 <sup>70</sup>	41522	6917	26917	N/R	N/R	N/R	

**G8**

V6 3.6L 217 CID	LY7	7	7090	27090 <sup>70</sup>	47090	9873	N/A	9248	N/A	N/A	1
V8 6.0L 364 CID	L76	Y	7060 <sup>53</sup>	27060 <sup>70</sup>	47060	9873	N/A	9248	N/A	N/A	1

**GRAND PRIX**

V6 3.8L 231 CID	L26	2	1040 <sup>53</sup>	21040 <sup>70</sup>	41040	6153	26153	4780	224780	4234780	1
V8 5.3L 326 CID	LS4	C	7060 <sup>53</sup>	27060 <sup>70</sup>	47060	9115	29115	4780	224780	4234780	1

**MATIZ**

L4 1.0L 995 cc 61 CID (Mex.)			1394 <sup>53</sup>	21394 <sup>70</sup>	41394			N/A	N/A	N/A	
------------------------------	--	--	--------------------	---------------------	-------	--	--	-----	-----	-----	--

**MATIZ G2**

L4 1.0L 61CID (Mex.)			1394 <sup>53</sup>	21394 <sup>70</sup>	41394			N/A	N/A	N/A	
----------------------	--	--	--------------------	---------------------	-------	--	--	-----	-----	-----	--

**MONTANA**

V6 3.9 (Mex.)			1522 <sup>53</sup>	21522 <sup>70</sup>	41522	6302	26302	4161	224161	N/A	2
---------------	--	--	--------------------	---------------------	-------	------	-------	------	--------	-----	---

**MONTANA SV6 SV6**

V6 3.9L 237 CID	LZ9	W,1	1522 <sup>53</sup>	21522	41522	6302	26302	4161 <sup>79</sup>	224161 <sup>79</sup>	N/A <sup>79</sup>	2
-----------------	-----	-----	--------------------	-------	-------	------	-------	--------------------	----------------------	-------------------	---

**SOLSTICE**

L4 2.0L 122 CID Turbo	LNF	X	7082	27082 <sup>70</sup>	47082	9071	N/A	N/R	N/R	N/R	
-----------------------	-----	---	------	---------------------	-------	------	-----	-----	-----	-----	--

N/A = Not Available N/R = Not Required N/S = Not Servicable For cabin air locator chart, see pages 5-12 See pages 13-16 for footnotes

1) ProSelect - Normal Driving - Traditional Change Intervals 2) NAPA Gold - Severe Driving - OE Recommended intervals 3) NAPA Platinum - Harsh Driving - OE Recommend Intervals

N/A = Non disponible N/R = Non nécessaire N/S = Non réparable Voir le tableau des filtres et d'habitacle aux pages 5-12 Voir pages 13-16 pour des notes

1) NAPA ProSelect et Argent - Conduite normale - Intervalles normaux de remplacement 2) NAPA Or - Conduite difficile - Intervalles recommandés par FEO 3) NAPA Platine - Conduite très difficile - Intervalles recommandés par FEO

N/A = No disponible N/R = No requerido N/S = No Servicable Para el aire de la cabina y tabla de localización de filtro, consulte las páginas 5-12 Ver las páginas 13-16 para las notas al pie de página

1) NAPA ProSelect y Plata - Manejo normal - Intervalos normales de cambio 2) NAPA Oro - Manejo difícil - Intervalos recomendados por el OEM 3) NAPA Platino - Manejo muy difícil - Intervalos recomendados por el OEM

*Italicized Part Numbers May Not Be Available.*

Las piezas con números en *italicas* pueden no estar disponibles.

Les numéros de pièce en *italiques* peuvent ne pas être disponibles.

P  
a  
s  
s  
C  
a  
r  
L  
i  
g  
h  
t  
T  
r  
u  
c  
k  
O  
i  
l  
-  
A  
i  
r  
-  
C  
a  
b  
i  
n



## PONTIAC 2008-2006

## Pass Car Light Truck - Oil - Air - Cabin

Year/Año/Année Model/Modelo/Modele Engine/Motor/Moteur	Eng. Code Código de motor Code moteur	VIN NIV NIV	GOLD Oil Aceite Huile	ProSelect Oil Aceite Huile	Platinum Oil Aceite Huile	GOLD Air Aire Air	ProSelect Air Aire Air	GOLD Cabin Air Cabina Aire Cabine Air	ProSelect Cabin Air Cabina Aire Cabine Air	Platinum Cabin Air Cabina Aire Cabine Air	Loc. Cabin Air Cabina Aire Cabine Air
--	---	-------------------	--------------------------------	-------------------------------------	------------------------------------	----------------------------	---------------------------------	--	---	--	--

## PONTIAC (Cont'd/Suite)

## 2008 (Cont'd/Suite)

## SOLSTICE (Cont'd/Suite)

L4 2.4L 145 CID		B	7082	27082 <sup>70</sup>	47082	9066	N/A	N/R	N/R	N/R	
-----------------	--	---	------	---------------------	-------	------	-----	-----	-----	-----	--

## TORRENT

V6 3.4L 207 CID	LNJ	F	1040 <sup>53</sup>	21040 <sup>70</sup>	41040	6902	26902	4872	224872	N/A	1
V6 3.6L 217 CID	LY7	7	7060 <sup>53</sup>	27060 <sup>70</sup>	47060	6902	26902	4872	224872	N/A	1

## VIBE

L4 1.8L 1794cc	1ZZFE	8	1394 <sup>53</sup>	21394 <sup>70</sup>	41394	6834	26834	4871	224871	4234871	3
----------------	-------	---	--------------------	---------------------	-------	------	-------	------	--------	---------	---

## WAVE

L4 1.6L 98 CID	LXV	6	1040 <sup>53</sup>	21040	41040	2831	22831	4685	224685	N/A	3
----------------	-----	---	--------------------	-------	-------	------	-------	------	--------	-----	---

## 2007

## G3

L4 1.6L 1606CC 98CID (Mex.)			1040 <sup>53</sup>	21040 <sup>70</sup>	41040	2831	22831	N/A	N/A	N/A	
-----------------------------	--	--	--------------------	---------------------	-------	------	-------	-----	-----	-----	--

## G4

L4 2.2L 2198cc (Mex.)			7082	27082	47082	9117	29117	N/A	N/A	N/A	
L4 2.4L 2394cc (Mex.)			7082	27082	47082	9117	29117	N/A	N/A	N/A	

## G5

L4 2.2L 134 CID	L61	F	7082	27082 <sup>70</sup>	47082	9117	29117	4882	224882	4234882	3
L4 2.4L 145 CID		B	7082	27082 <sup>70</sup>	47082	9117	29117	4882	224882	4234882	3

## G6

L4 2.4L 145 CID		B	7082	27082 <sup>70</sup>	47082	6917	26917	N/R	N/R	N/R	
V6 3.5L 213 CID		N	1522 <sup>53</sup>	21522 <sup>70</sup>	41522	6917	26917	N/R	N/R	N/R	
V6 3.6L 217 CID	LY7	7	7060 <sup>53</sup>	27060 <sup>70</sup>	47060	6902	26902	N/R	N/R	N/R	
V6 3.9L 237 CID	LZ9	1	1522 <sup>53</sup>	21522 <sup>70</sup>	41522	6917	26917	N/R	N/R	N/R	

## GRAND PRIX

V6 3.8L 231 CID	L26	2	1040 <sup>53</sup>	21040 <sup>70</sup>	41040	6153	26153	4780	224780	4234780	1
V6 3.8L 231 CID Super Charged	L32	4	1040 <sup>53</sup>	21040 <sup>70</sup>	41040	6153	26153	4780	224780	4234780	1
V8 5.3L 326 CID	LS4	C	7060 <sup>53</sup>	27060 <sup>70</sup>	47060	9115	29115	4780	224780	4234780	1

## MATIZ

L4 1.0L 995 cc 61 CID (Mex.)			1394 <sup>53</sup>	21394	41394			N/A	N/A	N/A	
------------------------------	--	--	--------------------	-------	-------	--	--	-----	-----	-----	--

## MATIZ G2

L4 1.0L 61CID (Mex.)			1394 <sup>53</sup>	21394 <sup>70</sup>	41394			N/A	N/A	N/A	
----------------------	--	--	--------------------	---------------------	-------	--	--	-----	-----	-----	--

## MONTANA SV6

V6 3.9 (Mex.)			1522	21522	41522	6302	26302	4161 <sup>79</sup>	224161 <sup>79</sup>	N/A <sup>79</sup>	2
---------------	--	--	------	-------	-------	------	-------	--------------------	----------------------	-------------------	---

## MONTANA SV6 SV6

V6 3.9L 237 CID	LZ9		1522 <sup>53</sup>	21522	41522	6302	26302	4161	224161	N/A	2
-----------------	-----	--	--------------------	-------	-------	------	-------	------	--------	-----	---

## SOLSTICE

L4 2.0L 122 CID Turbo	LNJ	X	7082	27082 <sup>70</sup>	47082	9071	N/A	N/R	N/R	N/R	
L4 2.4L 145 CID		B	7082	27082 <sup>70</sup>	47082	9066	N/A	N/R	N/R	N/R	

## TORRENT

V6 3.4L 207 CID	LNJ	F	1040 <sup>53</sup>	21040 <sup>70</sup>	41040	6902	26902	4872	224872	N/A	1
-----------------	-----	---	--------------------	---------------------	-------	------	-------	------	--------	-----	---

## VIBE

L4 1.8L 1794cc	1ZZFE	8	1394 <sup>53</sup>	21394 <sup>70</sup>	41394	6834	26834	4871	224871	4234871	3
----------------	-------	---	--------------------	---------------------	-------	------	-------	------	--------	---------	---

## WAVE

L4 1.6L 98 CID	LXV	6	1040 <sup>53</sup>	21040	41040	2831	22831	4685	224685	N/A	3
----------------	-----	---	--------------------	-------	-------	------	-------	------	--------	-----	---

## 2006

## G T O

V8 6.0L 364 CID		U	1042 <sup>53</sup>	21042 <sup>70</sup>	41042	6913	N/A	N/R	N/R	N/R	
-----------------	--	---	--------------------	---------------------	-------	------	-----	-----	-----	-----	--

## G3

L4 1.6L 1606CC 98CID (Mex.)			1040 <sup>53</sup>	21040 <sup>70</sup>	41040	2831	22831	N/A	N/A	N/A	
-----------------------------	--	--	--------------------	---------------------	-------	------	-------	-----	-----	-----	--

N/A = Not Available N/R = Not Required N/S = Not Servicable For cabin air locator chart, see pages 5-12 See pages 13-16 for footnotes

1) ProSelect - Normal Driving - Traditional Change Intervals 2) NAPA Gold - Severe Driving - OE Recommended intervals 3) NAPA Platinum - Harsh Driving - OE Recommend Intervals

N/A = Non disponible N/R = Non nécessaire N/S = Non réparable Voir le tableau des filtres et d'habitacle aux pages 5-12 Voir pages 13-16 pour des notes

1) NAPA ProSelect et Argent - Conduite normale - Intervalles normaux de remplacement 2) NAPA Or - Conduite difficile - Intervalles recommandés par FEO 3) NAPA Platine - Conduite très difficile - Intervalles recommandés par FEO

N/A = No disponible N/R = No requerido N/S = No Servicable Para el aire de la cabina y tabla de localización de filtro, consulte las páginas 5-12 Ver las páginas 13-16 para las notas al pie de página

1) NAPA ProSelect y Plata - Manejo normal - Intervalos normales de cambio 2) NAPA Oro - Manejo difícil - Intervalos recomendados por el OEM 3) NAPA Platino - Manejo muy difícil - Intervalos recomendados por el OEM

*Italicized Part Numbers May Not Be Available.*

Las piezas con números en *italicas* pueden no estar disponibles.  
Les numéros de pièce en *italiques* peuvent ne pas être disponibles.



Pass Car Light Truck - Oil - Air - Cabin

PONTIAC 2006-2005

Year/Año/Année Model/Modelo/Modèle Engine/Motor/Moteur	Eng. Code Código de motor Code moteur	VIN NIV NIV	GOLD Oil Aceite Huile	ProSelect Oil Aceite Huile	Platinum Oil Aceite Huile	GOLD Air Aire Air	ProSelect Air Aire Air	GOLD Cabin Air Cabina Aire Cabine Air	ProSelect Cabin Air Cabina Aire Cabine Air	Platinum Cabin Air Cabina Aire Cabine Air	Loc. Cabin Air Cabina Aire Cabine Air
--	---	-------------------	--------------------------------	-------------------------------------	------------------------------------	----------------------------	---------------------------------	--	---	--	--

PONTIAC (Cont'd/Suite)

**2006** (Cont'd/Suite)

G4

L4 2.2L 2198cc (Mex.)			1040 <sup>53</sup>	21040 <sup>70</sup>	41040	6302	26302	N/A	N/A	N/A	
L4 2.4L 2394cc (Mex.)			7082	27082	47082	9117	29117	N/A	N/A	N/A	

G6

L4 2.4L 145 CID		B	7082	27082 <sup>70</sup>	47082	6917	26917	N/R	N/R	N/R	
V6 3.5L 213 CID		8	1040 <sup>53</sup>	21040 <sup>70</sup>	41040	6917	26917	N/R	N/R	N/R	
V6 3.9L 237 CID	LZ9	1	1522 <sup>53</sup>	21522 <sup>70</sup>	41522	6917	26917	N/R	N/R	N/R	

GRAND PRIX

V6 3.8L 231 CID	L26	2	1040 <sup>53</sup>	21040 <sup>70</sup>	41040	6153	26153	4780	224780	4234780	1
V6 3.8L 231 CID Super Charged	L32	4	1040 <sup>53</sup>	21040 <sup>70</sup>	41040	6153	26153	4780	224780	4234780	1
V8 5.3L 326 CID	LS4	C	1042 <sup>53</sup>	21042 <sup>70</sup>	41042	9115	29115	4780	224780	4234780	1

MATIZ

L4 1.0L 995 cc 61 CID (Mex.)			1394 <sup>53</sup>	21394	41394			N/A	N/A	N/A	
------------------------------	--	--	--------------------	-------	-------	--	--	-----	-----	-----	--

MATIZ G2

L4 1.0L 61CID (Mex.)			1394 <sup>53</sup>	21394	41394			N/A	N/A	N/A	
----------------------	--	--	--------------------	-------	-------	--	--	-----	-----	-----	--

MONTANA

V6 3.5L 213 CID		L	1040 <sup>53</sup>	21040 <sup>70</sup>	41040	6302	26302	4161 <sup>79</sup>	224161 <sup>79</sup>	N/A <sup>79</sup>	5
V6 3.9L 237 CID	LZ9	1	1522 <sup>53</sup>	21522 <sup>70</sup>	41522	6302	26302	4161 <sup>79</sup>	224161 <sup>79</sup>	N/A <sup>79</sup>	5

PURSUIT

L4 2.0L 134 CID Super Charged		P	7082	27082 <sup>70</sup>	47082	2736	N/A	4882	224882	4234882	3
L4 2.2L 134 CID	L61	F	7082	27082 <sup>70</sup>	47082	9117	29117	4882	224882	4234882	3
L4 2.4L 145 CID	LE5	B	7082	27082 <sup>70</sup>	47082	9117	29117	4882	224882	4234882	3
	LE9	B	7082	27082 <sup>70</sup>	47082	9117	29117	4882	224882	4234882	3

SOLSTICE

L4 2.4L 145 CID		B	7082	27082 <sup>70</sup>	47082	9066	N/A	N/R	N/R	N/R	
-----------------	--	---	------	---------------------	-------	------	-----	-----	-----	-----	--

TORRENT

V6 3.4L 207 CID	LNJ	F	1040 <sup>53</sup>	21040 <sup>70</sup>	41040	6902	26902	4872	224872	N/A	1
-----------------	-----	---	--------------------	---------------------	-------	------	-------	------	--------	-----	---

VIBE

L4 1.8L 1794cc	1ZZFE	8	1394 <sup>53</sup>	21394 <sup>70</sup>	41394	6834	26834	4871	224871	4234871	3
L4 1.8L 1795cc	2ZZGE	L	7145	27145 <sup>70</sup>	47145	6834	26834	4871	224871	4234871	3

WAVE

L4 1.6L 98 CID	LXV	6	1040 <sup>53</sup>	21040 <sup>70</sup>	41040	2831	22831	4685	224685	N/A	3
----------------	-----	---	--------------------	---------------------	-------	------	-------	------	--------	-----	---

**2005**

AZTEK

V6 3.4L 207 CID	LNJ	E	1040 <sup>53</sup>	21040 <sup>70</sup>	41040	6302	26302	4161 <sup>79</sup>	224161 <sup>79</sup>	N/A <sup>79</sup>	5
-----------------	-----	---	--------------------	---------------------	-------	------	-------	--------------------	----------------------	-------------------	---

BONNEVILLE

V6 3.8L 231 CID		K	1040 <sup>53</sup>	21040 <sup>70</sup>	41040	6153	26153	4812 <sup>146</sup> 4474 <sup>147</sup>	224812 <sup>146</sup> N/A <sup>147</sup>	4234812 <sup>146</sup> N/A <sup>147</sup>	2 2
V8 4.6L 281 CID	LD8	Y	1522 <sup>53</sup>	21522 <sup>70</sup>	41522	6302	26302	4474 <sup>147</sup> 4812 <sup>146</sup>	N/A <sup>147</sup> 224812 <sup>146</sup>	N/A <sup>147</sup> 4234812 <sup>146</sup>	2 2

G T O

V8 6.0L 364 CID	L76	U	1042 <sup>53</sup>	21042 <sup>70</sup>	41042	6913	N/A	N/R	N/R	N/R	
-----------------	-----	---	--------------------	---------------------	-------	------	-----	-----	-----	-----	--

G4

L4 2.2L 2198cc (Mex.)			1040 <sup>53</sup>	21040 <sup>70</sup>	41040	6302	26302	N/A	N/A	N/A	
-----------------------	--	--	--------------------	---------------------	-------	------	-------	-----	-----	-----	--

G6

V6 3.5L 213 CID		8	1040 <sup>53</sup>	21040 <sup>70</sup>	41040	6917	26917	N/R	N/R	N/R	
-----------------	--	---	--------------------	---------------------	-------	------	-------	-----	-----	-----	--

GRAND AM

L4 2.2L 134 CID	L61	F	7082	27082 <sup>70</sup>	47082	6035	26035	N/R	N/R	N/R	
V6 3.4L 207 CID	LNJ	E	1040 <sup>53</sup>	21040 <sup>70</sup>	41040	6035	26035	N/R	N/R	N/R	

N/A = Not Available N/R = Not Required N/S = Not Servicable For cabin air locator chart, see pages 5-12 See pages 13-16 for footnotes

1) ProSelect - Normal Driving - Traditional Change Intervals 2) NAPA Gold - Severe Driving - OE Recommended intervals 3) NAPA Platinum - Harsh Driving - OE Recommend Intervals

N/A = Non disponible N/R = Non nécessaire N/S = Non réparable Voir le tableau des filtres et d'habitacle aux pages 5-12 Voir pages 13-16 pour des notes

1) NAPA ProSelect et Argent - Conduite normale - Intervalles normaux de remplacement 2) NAPA Or - Conduite difficile - Intervalles recommandés par FEO 3) NAPA Platine - Conduite très difficile - Intervalles recommandés par FEO

N/A = No disponible N/R = No requerido N/S = No Servicable Para el aire de la cabina y tabla de localización de filtro, consulte las páginas 5-12 Ver las páginas 13-16 para las notas al pie de página

1) NAPA ProSelect y Plata - Manejo normal - Intervalos normales de cambio 2) NAPA Oro - Manejo difícil - Intervalos recomendados por el OEM 3) NAPA Platino - Manejo muy difícil - Intervalos recomendados por el OEM

*Italicized Part Numbers May Not Be Available.*

Las piezas con números en *italicas* pueden no estar disponibles.

Les numéros de pièce en *italiques* peuvent ne pas être disponibles.

P  
a  
s  
s  
C  
a  
r  
L  
i  
g  
h  
t  
T  
r  
u  
c  
k  
O  
i  
l  
-  
A  
i  
r  
-  
C  
a  
b  
i  
n



## PONTIAC 2005-2003

## Pass Car Light Truck - Oil - Air - Cabin

Year/Año/Année Model/Modelo/Modele Engine/Motor/Moteur	Eng. Code Código de motor Code moteur	VIN NIV NIV	GOLD Oil Aceite Huile	ProSelect Oil Aceite Huile	Platinum Oil Aceite Huile	GOLD Air Aire Air	ProSelect Air Aire Air	GOLD Cabin Air Cabina Aire Cabine Air	ProSelect Cabin Air Cabina Aire Cabine Air	Platinum Cabin Air Cabina Aire Cabine Air	Loc. Cabin Air Cabina Aire Cabine Air
--	---	-------------------	--------------------------------	-------------------------------------	------------------------------------	----------------------------	---------------------------------	--	---	--	--

## PONTIAC (Cont'd/Suite)

## 2005 (Cont'd/Suite)

## GRAND PRIX

V6 3.8L 231 CID	L26	2	1040 <sup>53</sup>	21040 <sup>70</sup>	41040	6153	26153	4780	224780	4234780	1
V6 3.8L 231 CID Super Charged	L32	4	1040 <sup>53</sup>	21040 <sup>70</sup>	41040	6153	26153	4780	224780	4234780	1
V8 5.3L 326 CID	LS4	C	1042 <sup>53</sup>	21042 <sup>70</sup>	41042	9115	29115	4780	224780	4234780	1

## MATIZ

L4 1.0L 995 cc 61 CID (Mex.)			1394 <sup>53</sup>	21394	41394			N/A	N/A	N/A	
------------------------------	--	--	--------------------	-------	-------	--	--	-----	-----	-----	--

## MONTANA

V6 3.4L 207 CID	LNJ	E	1040 <sup>53</sup>	21040 <sup>70</sup>	41040	6302	26302	4161 <sup>79</sup>	224161 <sup>79</sup>	N/A <sup>79</sup>	5
V6 3.5L 213 CID	L	L	1040 <sup>53</sup>	21040 <sup>70</sup>	41040	6302	26302	4161 <sup>79</sup>	224161 <sup>79</sup>	N/A <sup>79</sup>	5

## PURSUIT

L4 2.0L 134 CID Super Charged		P	7082	27082	47082	2729	22729	4882	224882	4234882	3
L4 2.2L 134 CID	L61	F	7082	27082 <sup>70</sup>	47082	9117	29117	4882	224882	4234882	3
L4 2.4L 145 CID	LE5	B	7082	27082 <sup>70</sup>	47082	9117	29117	4882	224882	4234882	3
	LE9	B	7082	27082 <sup>70</sup>	47082	9117	29117	4882	224882	4234882	3

## SUNFIRE

L4 2.2L 134 CID	L61	F	7082	27082 <sup>70</sup>	47082	6503	26503	N/R	N/R	N/R	
-----------------	-----	---	------	---------------------	-------	------	-------	-----	-----	-----	--

## VIBE

L4 1.8L 1794cc	1ZZFE	8	1394 <sup>53</sup>	21394 <sup>70</sup>	41394	6834	26834	4871	224871	4234871	3
L4 1.8L 1795cc	2ZZGE	L	7145	27145 <sup>70</sup>	47145	6834	26834	4871	224871	4234871	3

## WAVE

L4 1.6L 98 CID	LXV	6	1040 <sup>53</sup>	21040 <sup>70</sup>	41040	2831	22831	4685	224685	N/A	3
----------------	-----	---	--------------------	---------------------	-------	------	-------	------	--------	-----	---

## 2004

## AZTEK

V6 3.4L 207 CID	LNJ	E	1040 <sup>53</sup>	21040 <sup>70</sup>	41040	6302	26302	4161 <sup>79</sup>	224161 <sup>79</sup>	N/A <sup>79</sup>	5
-----------------	-----	---	--------------------	---------------------	-------	------	-------	--------------------	----------------------	-------------------	---

## BONNEVILLE

V6 3.8L 231 CID		K	1040 <sup>53</sup>	21040 <sup>70</sup>	41040	6153	26153	4812 <sup>146</sup> 4474 <sup>147</sup>	224812 <sup>146</sup> N/A <sup>147</sup>	4234812 <sup>146</sup> N/A <sup>147</sup>	2 2
V8 4.6L 281 CID	LD8	Y	1522 <sup>53</sup>	21522 <sup>70</sup>	41522	6302	26302	4474 <sup>147</sup> 4812 <sup>146</sup>	N/A <sup>147</sup> 224812 <sup>146</sup>	N/A <sup>147</sup> 4234812 <sup>146</sup>	2 2

## G T O

V8 5.7L 350 CID		G	1042 <sup>53</sup>	21042 <sup>70</sup>	41042	6913	N/A	N/R	N/R	N/R	
-----------------	--	---	--------------------	---------------------	-------	------	-----	-----	-----	-----	--

## GRAND AM

L4 2.2L 134 CID	L61	F	7082	27082 <sup>70</sup>	47082	6035	26035	N/R	N/R	N/R	
V6 3.4L 207 CID	LNJ	E	1040 <sup>53</sup>	21040 <sup>70</sup>	41040	6035	26035	N/R	N/R	N/R	

## GRAND PRIX

V6 3.8L 231 CID	L26	2	1040 <sup>53</sup>	21040 <sup>70</sup>	41040	6153	26153	4780	224780	4234780	1
V6 3.8L 231 CID Super Charged	L32	4	1040 <sup>53</sup>	21040 <sup>70</sup>	41040	6153	26153	4780	224780	4234780	1

## MATIZ

L4 1.0L 995 cc 61 CID (Mex.)			1394 <sup>53</sup>	21394	41394			N/A	N/A	N/A	
------------------------------	--	--	--------------------	-------	-------	--	--	-----	-----	-----	--

## MONTANA

V6 3.4L 207 CID	LNJ	E	1040 <sup>53</sup>	21040 <sup>70</sup>	41040	6302	26302	4161 <sup>79</sup>	224161 <sup>79</sup>	N/A <sup>79</sup>	5
-----------------	-----	---	--------------------	---------------------	-------	------	-------	--------------------	----------------------	-------------------	---

## SUNFIRE

L4 2.2L 134 CID	L61	F	7082	27082 <sup>70</sup>	47082	6503	26503	N/R	N/R	N/R	
-----------------	-----	---	------	---------------------	-------	------	-------	-----	-----	-----	--

## VIBE

L4 1.8L 1794cc	1ZZFE	8	1394 <sup>53</sup>	21394 <sup>70</sup>	41394	6834	26834	4871	224871	4234871	3
L4 1.8L 1795cc	2ZZGE	L	7145	27145 <sup>70</sup>	47145	6834	26834	4871	224871	4234871	3

## 2003

## AZTEK

V6 3.4L 207 CID	LNJ	E	1040 <sup>53</sup>	21040 <sup>70</sup>	41040	6302	26302	4161 <sup>79</sup>	224161 <sup>79</sup>	N/A <sup>79</sup>	5
-----------------	-----	---	--------------------	---------------------	-------	------	-------	--------------------	----------------------	-------------------	---

N/A = Not Available N/R = Not Required N/S = Not Servicable For cabin air locator chart, see pages 5-12 See pages 13-16 for footnotes

1) ProSelect - Normal Driving - Traditional Change Intervals 2) NAPA Gold - Severe Driving - OE Recommended Intervals 3) NAPA Platinum - Harsh Driving - OE Recommend Intervals

N/A = Non disponible N/R = Non nécessaire N/S = Non réparable Voir le tableau des filtres et d'habitacle aux pages 5-12 Voir pages 13-16 pour des notes

1) NAPA ProSelect et Argent - Conduite normale - Intervalles normaux de remplacement 2) NAPA Or - Conduite difficile - Intervalles recommandés par FEO 3) NAPA Platine - Conduite très difficile - Intervalles recommandés par FEO

N/A = No disponible N/R = No requerido N/S = No Servicable Para el aire de la cabina y tabla de localización de filtro, consulte las páginas 5-12 Ver las páginas 13-16 para las notas al pie de página

1) NAPA ProSelect y Plata - Manejo normal - Intervalos normales de cambio 2) NAPA Oro - Manejo difícil - Intervalos recomendados por el OEM 3) NAPA Platino - Manejo muy difícil - Intervalos recomendados por el OEM

*Italicized Part Numbers May Not Be Available.*

Las piezas con números en *italicas* pueden no estar disponibles.  
Les numéros de pièce en *italiques* peuvent ne pas être disponibles.



## Pass Car Light Truck - Oil - Air - Cabin

PONTIAC 2003-2001

Year/Año/Année Model/Modelo/Modèle Engine/Motor/Moteur	Eng. Code Código de motor Code moteur	VIN NIV NIV	GOLD Oil Aceite Huile	ProSelect Oil Aceite Huile	Platinum Oil Aceite Huile	GOLD Air Aire Air	ProSelect Air Aire Air	GOLD Cabin Air Cabina Aire Cabine Air	ProSelect Cabin Air Cabina Aire Cabine Air	Platinum Cabin Air Cabina Aire Cabine Air	Loc. Cabin Air Cabina Aire Cabine Air
--	---	-------------------	--------------------------------	-------------------------------------	------------------------------------	----------------------------	---------------------------------	--	---	--	--

## PONTIAC (Cont'd/Suite)

## 2003 (Cont'd/Suite)

## BONNEVILLE

V6 3.8L 231 CID		K	1040 <sup>53</sup>	21040 <sup>70</sup>	41040	6153	26153	4812 4474	224812 N/A	4234812 N/A	2
V6 3.8L 231 CID Super Charged		1	1040 <sup>53</sup>	21040 <sup>70</sup>	41040	6153	26153	4812 <sup>79</sup> 4474 <sup>147</sup>	224812 <sup>79</sup> N/A <sup>147</sup>	4234812 <sup>79</sup> N/A <sup>147</sup>	2 2

## GRAND AM

L4 2.2L 134 CID	L61	F	7082	27082 <sup>70</sup>	47082	6035	26035	N/R	N/R	N/R	
V6 3.4L 207 CID	LNJ	E	1040 <sup>53</sup>	21040 <sup>70</sup>	41040	6035	26035	N/R	N/R	N/R	

## GRAND PRIX

V6 3.1L 189 CID	LG8	J	1040 <sup>53</sup>	21040 <sup>70</sup>	41040	6153	26153	N/A	N/A	N/A	
V6 3.8L 231 CID		K	1040 <sup>53</sup>	21040 <sup>70</sup>	41040	6153	26153	N/A	N/A	N/A	
V6 3.8L 231 CID Super Charged		1	1040 <sup>53</sup>	21040 <sup>70</sup>	41040	6153	26153	N/A	N/A	N/A	

## MATIZ

L4 1.0L 995 cc 61 CID (Mex.)			1394 <sup>53</sup>	21394	41394			N/A	N/A	N/A	
------------------------------	--	--	--------------------	-------	-------	--	--	-----	-----	-----	--

## MONTANA

V6 3.4L 207 CID	LNJ	E	1040 <sup>53</sup>	21040 <sup>70</sup>	41040	6302	26302	4161 <sup>79</sup>	224161 <sup>79</sup>	N/A <sup>79</sup>	5
-----------------	-----	---	--------------------	---------------------	-------	------	-------	--------------------	----------------------	-------------------	---

## SUNFIRE

L4 2.2L 134 CID	L61	F	7082	27082 <sup>70</sup>	47082	6503	26503	N/R	N/R	N/R	
-----------------	-----	---	------	---------------------	-------	------	-------	-----	-----	-----	--

## VIBE

L4 1.8L 1794cc	1ZZFE	8	1394 <sup>53</sup>	21394 <sup>70</sup>	41394	6834	26834	4871	224871	4234871	3
L4 1.8L 1795cc	2ZZGE	L	7145	27145 <sup>70</sup>	47145	6834	26834	4871	224871	4234871	3

## 2002

## AZTEK

V6 3.4L 207 CID	LNJ	E	1040 <sup>53</sup>	21040 <sup>70</sup>	41040	6302	26302	4161 <sup>79</sup>	224161 <sup>79</sup>	N/A <sup>79</sup>	5
-----------------	-----	---	--------------------	---------------------	-------	------	-------	--------------------	----------------------	-------------------	---

## BONNEVILLE

V6 3.8L 231 CID		K	1040 <sup>53</sup>	21040 <sup>70</sup>	41040	6153	26153	4812 4474	224812 N/A	4234812 N/A	2 2
V6 3.8L 231 CID Super Charged		1	1040 <sup>53</sup>	21040 <sup>70</sup>	41040	6153	26153	4812 <sup>79</sup> 4474 <sup>147</sup>	224812 <sup>79</sup> N/A <sup>147</sup>	4234812 <sup>79</sup> N/A <sup>147</sup>	2 2

## FIREBIRD

V6 3.8L 231 CID	L26	K	1040 <sup>53</sup>	21040 <sup>70</sup>	41040	6144	26144	N/R	N/R	N/R	
V8 5.7L 346 CID		G	1042 <sup>53</sup>	21042 <sup>70</sup>	41042	6144	26144	N/R	N/R	N/R	

## GRAND AM

L4 2.2L 134 CID	L61	F	7082	27082 <sup>70</sup>	47082	6035	26035	N/R	N/R	N/R	
V6 3.4L 207 CID	LNJ	E	1040 <sup>53</sup>	21040 <sup>70</sup>	41040	6035	26035	N/R	N/R	N/R	

## GRAND PRIX

V6 3.1L 189 CID	LG8	J	1040 <sup>53</sup>	21040 <sup>70</sup>	41040	6153	26153	N/A	N/A	N/A	
V6 3.8L 231 CID		K	1040 <sup>53</sup>	21040 <sup>70</sup>	41040	6153	26153	N/A	N/A	N/A	
V6 3.8L 231 CID Super Charged		1	1040 <sup>53</sup>	21040 <sup>70</sup>	41040	6153	26153	N/A	N/A	N/A	

## MONTANA

V6 3.4L 207 CID	LNJ	E	1040 <sup>53</sup>	21040 <sup>70</sup>	41040	6302	26302	4161 <sup>79</sup>	224161 <sup>79</sup>	N/A <sup>79</sup>	5
-----------------	-----	---	--------------------	---------------------	-------	------	-------	--------------------	----------------------	-------------------	---

## SUNFIRE

L4 2.2L 134 CID	L61	4	1040 <sup>53</sup>	21040 <sup>70</sup>	41040	6503	26503	N/R	N/R	N/R	
	L61	F	7082	27082 <sup>70</sup>	47082	6503	26503	N/R	N/R	N/R	
L4 2.4L 145 CID		T	1042 <sup>53</sup>	21042 <sup>70</sup>	41042	6503	26503	N/R	N/R	N/R	

## 2001

## AZTEK

V6 3.4L 207 CID	LNJ	E	1040 <sup>53</sup>	21040 <sup>70</sup>	41040	6302	26302	4161 <sup>79</sup>	224161 <sup>79</sup>	N/A <sup>79</sup>	5
-----------------	-----	---	--------------------	---------------------	-------	------	-------	--------------------	----------------------	-------------------	---

N/A = Not Available N/R = Not Required N/S = Not Servicable For cabin air locator chart, see pages 5-12 See pages 13-16 for footnotes

1) ProSelect - Normal Driving - Traditional Change Intervals 2) NAPA Gold - Severe Driving - OE Recommended intervals 3) NAPA Platinum - Harsh Driving - OE Recommended Intervals

N/A = Non disponible N/R = Non nécessaire N/S = Non réparable Voir le tableau des filtres et d'habitacle aux pages 5-12 Voir pages 13-16 pour des notes

1) NAPA ProSelect et Argent - Conduite normale - Intervalles normaux de remplacement 2) NAPA Or - Conduite difficile - Intervalles recommandés par FEO 3) NAPA Platine - Conduite très difficile - Intervalles recommandés par FEO

N/A = No disponible N/R = No requerido N/S = No Servicable Para el aire de la cabina y tabla de localización de filtro, consulte las páginas 5-12 Ver las páginas 13-16 para las notas al pie de página

1) NAPA ProSelect y Plata - Manejo normal - Intervalles normales de cambio 2) NAPA Oro - Manejo difícil - Intervalles recomendados por el OEM 3) NAPA Platino - Manejo muy difícil - Intervalles recomendados por el OEM

*Italicized Part Numbers May Not Be Available.*

Las piezas con números en *italicas* pueden no estar disponibles.

Les numéros de pièce en *italiques* peuvent ne pas être disponibles.

P  
a  
s  
s  
C  
a  
r  
L  
i  
g  
h  
t  
T  
r  
u  
c  
k  
O  
i  
l  
-  
A  
i  
r  
-  
C  
a  
b  
i  
n



Year/Año/Année Model/Modelo/Modèle Engine/Motor/Moteur	Eng. Code Código de motor Code moteur	VIN NIV NIV	GOLD Oil Aceite Huile	ProSelect Oil Aceite Huile	Platinum Oil Aceite Huile	GOLD Air Aire Air	ProSelect Air Aire Air	GOLD Cabin Air Cabina Aire Cabine Air	ProSelect Cabin Air Cabina Aire Cabine Air	Platinum Cabin Air Cabina Aire Cabine Air	Loc. Cabin Air Cabina Aire Cabine Air
--	---	-------------------	--------------------------------	-------------------------------------	------------------------------------	----------------------------	---------------------------------	--	---	--	--

**PONTIAC (Cont'd/Suite)**

**2001 (Cont'd/Suite)**

**BONNEVILLE**

V6 3.8L 231 CID		K	1040 <sup>53</sup>	21040 <sup>79</sup>	41040	6153	26153	4812 4474	224812	4234812	2
V6 3.8L 231 CID Super Charged		1	1040 <sup>53</sup>	21040 <sup>79</sup>	41040	6153	26153	4812 <sup>79</sup> 4474 <sup>147</sup>	224812 <sup>79</sup> N/A <sup>147</sup>	4234812 <sup>79</sup> N/A <sup>147</sup>	2

**FIREBIRD**

V6 3.8L 231 CID	L26	K	1040 <sup>53</sup>	21040 <sup>79</sup>	41040	6144	26144	N/R	N/R	N/R	
V8 5.7L 346 CID		G	1042 <sup>53</sup>	21042 <sup>79</sup>	41042	6144	26144	N/R	N/R	N/R	

**GRAND AM**

L4 2.4L 145 CID		T	1042 <sup>53</sup>	21042 <sup>79</sup>	41042	6035	26035	N/R	N/R	N/R	
V6 3.4L 207 CID	LNJ	E	1040 <sup>53</sup>	21040 <sup>79</sup>	41040	6035	26035	N/R	N/R	N/R	

**GRAND PRIX**

V6 3.1L 189 CID	LG8	M	1040 <sup>53</sup>	21040 <sup>79</sup>	41040	6153	26153	N/R	N/R	N/R	
V6 3.8L 231 CID		K	1040 <sup>53</sup>	21040 <sup>79</sup>	41040	6153	26153	N/R	N/R	N/R	
V6 3.8L 231 CID Super Charged		1	1040 <sup>53</sup>	21040 <sup>79</sup>	41040	6153	26153	N/R	N/R	N/R	

**MONTANA**

V6 3.4L 207 CID	LNJ	E	1040 <sup>53</sup>	21040 <sup>79</sup>	41040	6302	26302	4161 <sup>79</sup>	224161 <sup>79</sup>	N/A <sup>79</sup>	5
-----------------	-----	---	--------------------	---------------------	-------	------	-------	--------------------	----------------------	-------------------	---

**SUNFIRE**

L4 2.2L 134 CID	L61	4	1040 <sup>53</sup>	21040 <sup>79</sup>	41040	6503	26503	N/R	N/R	N/R	
L4 2.4L 145 CID		T	1042 <sup>53</sup>	21042 <sup>79</sup>	41042	6503	26503	N/R	N/R	N/R	

**TRANS AM**

V8 5.7L (Mex.)			1042 <sup>53</sup>	21042 <sup>79</sup>	41042	6144	26144	N/A	N/A	N/A	
----------------	--	--	--------------------	---------------------	-------	------	-------	-----	-----	-----	--

**PORSCHE**

**2023**

**718 Boxster**

H4 2.0L 1988cc 121 CID Turbo	MA2.20		100359	N/A	N/A	200986	N/A	4255 230065 (Pre-Filter)	N/A N/A (Pre-Filter)	N/A N/A (Pre-Filter)	
H4 2.5L 2497CC 152CID Turbo			100359	N/A	N/A	200986	N/A	4255	N/A	N/A	

**718 Boxster Spyder**

H6 4.0L 4000CC 244CID			7070	N/A	N/A	201163	N/A	4255	N/A	N/A	
-----------------------	--	--	------	-----	-----	--------	-----	------	-----	-----	--

**718 Cayman**

H4 2.0L 1988CC 121CID Turbo			100359	N/A	N/A	200986	N/A	4255	N/A	N/A	
H4 2.5L 2497cc 152 CID Turbo	MA2.22		100359	N/A	N/A	200986	N/A	4255	N/A	N/A	

**718 Cayman GT4**

H6 4.0L 4000CC 244CID			7070	N/A	N/A	201163	N/A	4255	N/A	N/A	
-----------------------	--	--	------	-----	-----	--------	-----	------	-----	-----	--

**911**

H6 3.0L 3000CC 183CID Turbo			100372	N/A	N/A	N/A Left N/A Right	N/A Left N/A Right	230546 4255	N/A N/A	N/A N/A	
-----------------------------	--	--	--------	-----	-----	-----------------------------	-----------------------------	----------------	------------	------------	--

**911 GT3 RS 4.0**

H6 4.0L 4000CC 244CID			N/A	N/A	N/A	200518(2)	N/A	230065 230546	N/A N/A	N/A N/A	
-----------------------	--	--	-----	-----	-----	-----------	-----	------------------	------------	------------	--

**911 TURBO**

H6 3.8L 3745CC 226CID Turbo			100372	N/A	N/A	N/A	N/A	230546 4255	N/A N/A	N/A N/A	
-----------------------------	--	--	--------	-----	-----	-----	-----	----------------	------------	------------	--

**CAYENNE**

V6 2.9L 2894CC 177CID Turbo	2894 cc,petrol		100438	N/A	N/A	201100	N/A	N/A	N/A	N/A	
V6 3.0L 3000CC 183CID Turbo	FSI		100438	N/A	N/A	201100	N/A	N/A	N/A	N/A	
V8 4.0L 4000CC 244CID Turbo			100438	N/A	N/A	201100	N/A	N/A	N/A	N/A	

N/A = Not Available N/R = Not Required N/S = Not Servicable For cabin air locator chart, see pages 5-12 See pages 13-16 for footnotes

1) ProSelect - Normal Driving - Traditional Change Intervals 2) NAPA Gold - Severe Driving - OE Recommended intervals 3) NAPA Platinum - Harsh Driving - OE Recommend Intervals

N/A = Non disponible N/R = Non nécessaire N/S = Non réparable Voir le tableau des filtres et d'habitacle aux pages 5-12 Voir pages 13-16 pour des notes

1) NAPA ProSelect et Argent - Conduite normale - Intervalles normaux de remplacement 2) NAPA Or - Conduite difficile - Intervalles recommandés par FEO 3) NAPA Platine - Conduite très difficile - Intervalles recommandés par FEO

N/A = No disponible N/R = No requerido N/S = No Servicable Para el aire de la cabina y tabla de localización de filtro, consulte las páginas 5-12 Ver las páginas 13-16 para las notas al pie de página

1) NAPA ProSelect y Plata - Manejo normal - Intervalos normales de cambio 2) NAPA Oro - Manejo difícil - Intervalos recomendados por el OEM 3) NAPA Platino - Manejo muy difícil - Intervalos recomendados por el OEM

*Italicized Part Numbers May Not Be Available.*

Las piezas con números en *italicas* pueden no estar disponibles.  
Les numéros de pièce en *italiques* peuvent ne pas être disponibles.



## Pass Car Light Truck - Oil - Air - Cabin

PORSCHE 2023-2022

Year/Año/Année Model/Modelo/Modèle Engine/Motor/Moteur	Eng. Code Código de motor Code moteur	VIN NIV NIV	GOLD Oil Aceite Huile	ProSelect Oil Aceite Huile	Platinum Oil Aceite Huile	GOLD Air Aire Air	ProSelect Air Aire Air	GOLD Cabin Air Cabina Aire Cabine Air	ProSelect Cabin Air Cabina Aire Cabine Air	Platinum Cabin Air Cabina Aire Cabine Air	Loc. Cabin Air Cabina Aire Cabine Air
--	---	-------------------	--------------------------------	-------------------------------------	------------------------------------	----------------------------	---------------------------------	--	---	--	--

## PORSCHE (Cont'd/Suite)

## 2023 (Cont'd/Suite)

## CAYENNE S HYBRID

V6 3.0L 3000CC 183CID Turbo	FSI		100438	N/A	N/A	201100	N/A	N/A	N/A	N/A	
V8 4.0L 4000CC 244CID Turbo			100438	N/A	N/A	201100	N/A	N/A	N/A	N/A	

## MACAN

L4 2.0L 1984cc 121 CID Turbo			100396	2100396	4100396	200875(2)	N/A	4227	224227	N/A	
V6 2.9L 2894CC 177CID Turbo	2894 cc,petrol		100438	N/A	N/A	N/A	N/A	4227	224227	N/A	

## PANAMERA

V 8 4.0L 3996CC 244CID Turbo			100438	N/A	N/A	N/A	N/A	4110	N/A	N/A	4
------------------------------	--	--	--------	-----	-----	-----	-----	------	-----	-----	---

## PANAMERA 4S

V6 2.9L 2894CC 177CID Turbo	2894 cc,petrol		100438	N/A	N/A	9055	N/A	4110	N/A	N/A	
-----------------------------	----------------	--	--------	-----	-----	------	-----	------	-----	-----	--

## PANAMERA HYBRID

V6 2.9L 2894CC 177CID Turbo	2894 cc,petrol		100438	N/A	N/A	N/A	N/A	4110	N/A	N/A	
-----------------------------	----------------	--	--------	-----	-----	-----	-----	------	-----	-----	--

## Taycan

- Dual Motor Electric			N/S	N/S	N/A	N/S	N/S	N/A	N/A	N/A	
-----------------------	--	--	-----	-----	-----	-----	-----	-----	-----	-----	--

## 2022

## 718 Boxster

H4 2.0L 1988cc 121 CID Turbo	MA2.20		100359	N/A	N/A	200986	N/A	230065 4255 230065 (Pre-Filter)	N/A N/A N/A (Pre-Filter)	N/A N/A N/A (Pre-Filter)	
H4 2.5L 2497CC 152CID Turbo			100359	N/A	N/A	200986	N/A	4255	N/A	N/A	

## 718 Boxster Spyder

H6 4.0L 4000CC 244CID			7070	N/A	N/A	200986	N/A	4255	N/A	N/A	
-----------------------	--	--	------	-----	-----	--------	-----	------	-----	-----	--

## 718 Cayman

H4 2.0L 1988CC 121CID Turbo			100359	N/A	N/A	200986	N/A	4255	N/A	N/A	
H4 2.5L 2497cc 152 CID Turbo	MA2.22		100359	N/A	N/A	200986	N/A	4255	N/A	N/A	

## 718 Cayman GT4

H6 4.0L 4000CC 244CID			7070	N/A	N/A	200986	N/A	4255	N/A	N/A	
-----------------------	--	--	------	-----	-----	--------	-----	------	-----	-----	--

## 911

H6 3.0L 3000CC 183CID Turbo			100372	N/A	N/A	N/A Left N/A Right	N/A Left N/A Right	230546 4255	N/A N/A	N/A N/A	
-----------------------------	--	--	--------	-----	-----	-----------------------------	-----------------------------	----------------	------------	------------	--

## 911 GT3 RS 4.0

H6 4.0L 4000CC 244CID			N/A	N/A	N/A	200518(2)	N/A	230065 230546	N/A N/A	N/A N/A	
-----------------------	--	--	-----	-----	-----	-----------	-----	------------------	------------	------------	--

## 911 TURBO

H6 3.8L 3745CC 226CID Turbo			100372	N/A	N/A	N/A	N/A	230546 4255	N/A N/A	N/A N/A	
-----------------------------	--	--	--------	-----	-----	-----	-----	----------------	------------	------------	--

## CAYENNE

V6 2.9L 2894CC 177CID Turbo	2894 cc,petrol		100438	N/A	N/A	201100	N/A	N/A	N/A	N/A	
V6 3.0L 3000CC 183CID Turbo	FSI		100438	N/A	N/A	201100	N/A	N/A	N/A	N/A	
V8 4.0L 4000CC 244CID Turbo			100438	N/A	N/A	201100	N/A	N/A	N/A	N/A	

## CAYENNE S HYBRID

V6 3.0L 3000CC 183CID Turbo	FSI		100438	N/A	N/A	201100	N/A	N/A	N/A	N/A	
V8 4.0L 4000CC 244CID Turbo			100438	N/A	N/A	201100	N/A	N/A	N/A	N/A	

## MACAN

L4 2.0L 1984cc 121 CID Turbo			100396	2100396	4100396	200875(2)	N/A	4227	224227	N/A	
V6 2.9L 2894CC 177CID Turbo	2894 cc,petrol		100438	N/A	N/A	N/A	N/A	4227	224227	N/A	
V6 3.0L 2997cc 183 CID Turbo			100438	N/A	N/A	200875(2)	N/A	4227	224227	N/A	

## PANAMERA

V 8 4.0L 3996CC 244CID Turbo			100438	N/A	N/A	N/A	N/A	4110	N/A	N/A	4
------------------------------	--	--	--------	-----	-----	-----	-----	------	-----	-----	---

N/A = Not Available N/R = Not Required N/S = Not Servicable For cabin air locator chart, see pages 5-12 See pages 13-16 for footnotes

1) ProSelect - Normal Driving - Traditional Change Intervals 2) NAPA Gold - Severe Driving - OE Recommended intervals 3) NAPA Platinum - Harsh Driving - OE Recommend Intervals

N/A = Non disponible N/R = Non nécessaire N/S = Non réparable Voir le tableau des filtres et d'habitacle aux pages 5-12 Voir pages 13-16 pour des notes

1) NAPA ProSelect et Argent - Conduite normale - Intervalles normaux de remplacement 2) NAPA Or - Conduite difficile - Intervalles recommandés par FEO 3) NAPA Platine - Conduite très difficile - Intervalles recommandés par FEO

N/A = No disponible N/R = No requerido N/S = No Servicable Para el aire de la cabina y tabla de localización de filtro, consulte las páginas 5-12 Ver las páginas 13-16 para las notas al pie de página

1) NAPA ProSelect y Plata - Manejo normal - Intervalos normales de cambio 2) NAPA Oro - Manejo difícil - Intervalos recomendados por el OEM 3) NAPA Platino - Manejo muy difícil - Intervalos recomendados por el OEM

*Italicized Part Numbers May Not Be Available.*

Las piezas con números en *italicas* pueden no estar disponibles.

Les numéros de pièce en *italiques* peuvent ne pas être disponibles.





PORSCHE 2022-2020

Pass Car Light Truck - Oil - Air - Cabin

Year/Año/Année Model/Modelo/Modèle Engine/Motor/Moteur	Eng. Code Código de motor Code moteur	VIN NIV NIV	GOLD Oil Aceite Huile	ProSelect Oil Aceite Huile	Platinum Oil Aceite Huile	GOLD Air Aire Air	ProSelect Air Aire Air	GOLD Cabin Air Cabina Aire Cabine Air	ProSelect Cabin Air Cabina Aire Cabine Air	Platinum Cabin Air Cabina Aire Cabine Air	Loc. Cabin Air Cabina Aire Cabine Air
--	---	-------------------	--------------------------------	-------------------------------------	------------------------------------	----------------------------	---------------------------------	--	---	--	--

PORSCHE (Cont'd/Suite)

**2022** (Cont'd/Suite)

PANAMERA (Cont'd/Suite)

V6 3.0L Turbo			100438	N/A	N/A	N/A	N/A	4110	N/A	N/A	
<b>PANAMERA 4S</b>											
V6 2.9L 2894CC 177CID Turbo	2894 cc,petrol		100438	N/A	N/A	9055	N/A	4110	N/A	N/A	
<b>PANAMERA HYBRID</b>											
V6 2.9L 2894CC 177CID Turbo	2894 cc,petrol		100438	N/A	N/A	N/A	N/A	4110	N/A	N/A	
<b>Taycan</b>											
- Dual Motor Electric			N/S	N/S	N/A	N/S	N/S	N/A	N/A	N/A	

**2021**

718 Boxster

H4 2.0L 1988cc 121 CID Turbo	MA2.20		100359	N/A	N/A	200986	N/A	4255 230065 (Pre-Filter)	N/A (Pre-Filter)	N/A (Pre-Filter)	
H4 2.5L 2497CC 152CID Turbo			100359	N/A	N/A	200986	N/A	4255	N/A	N/A	

718 Boxster Spyder

H6 4.0L 4000CC 244CID			7070	N/A	N/A	200986	N/A	4255	N/A	N/A	
-----------------------	--	--	------	-----	-----	--------	-----	------	-----	-----	--

718 Cayman

H4 2.0L 1988CC 121CID Turbo			100359	N/A	N/A	200986	N/A	4255	N/A	N/A	
H4 2.5L 2497cc 152 CID Turbo	MA2.22		100359	N/A	N/A	200986	N/A	4255	N/A	N/A	

718 Cayman GT4

H6 4.0L 4000CC 244CID			7070	N/A	N/A	200986	N/A	4255	N/A	N/A	
-----------------------	--	--	------	-----	-----	--------	-----	------	-----	-----	--

911

H6 3.0L 3000CC 183CID Turbo			100372	N/A	N/A	N/A	N/A	230546 4255	N/A N/A	N/A N/A	
-----------------------------	--	--	--------	-----	-----	-----	-----	----------------	------------	------------	--

911 TURBO

H6 3.8L 3745CC 226CID Turbo			100372	N/A	N/A	N/A	N/A	230546 4255	N/A N/A	N/A N/A	
-----------------------------	--	--	--------	-----	-----	-----	-----	----------------	------------	------------	--

CAYENNE

V6 2.9L 2894CC 177CID Turbo	2894 cc,petrol		100438	N/A	N/A	201100	N/A	N/A	N/A	N/A	
V6 3.0L 3000CC 183CID Turbo	FSI		100438	N/A	N/A	201100	N/A	N/A	N/A	N/A	
V8 4.0L 4000CC 244CID Turbo			100438	N/A	N/A	201100	N/A	N/A	N/A	N/A	

MACAN

L4 2.0L 1984cc 121 CID Turbo			100396	2100396	4100396	200875(2)	N/A	4227	224227	N/A	
V6 2.9L 2894CC 177CID Turbo	2894 cc,petrol		100438	N/A	N/A	N/A	N/A	4227	224227	N/A	
V6 3.0L 2997cc 183 CID Turbo			100438	N/A	N/A	200875(2)	N/A	4227	224227	N/A	

PANAMERA

V8 4.0L 3996CC 244CID Turbo			100438	N/A	N/A	N/A	N/A	4110	N/A	N/A	4
V6 3.0L Turbo			100438	N/A	N/A	N/A	N/A	4110	N/A	N/A	

PANAMERA 4S

V6 2.9L 2894CC 177CID Turbo	2894 cc,petrol		100438	N/A	N/A	9055	N/A	4110	N/A	N/A	
-----------------------------	----------------	--	--------	-----	-----	------	-----	------	-----	-----	--

PANAMERA HYBRID

V6 2.9L 2894CC 177CID Turbo	2894 cc,petrol		100438	N/A	N/A	N/A	N/A	4110	N/A	N/A	
-----------------------------	----------------	--	--------	-----	-----	-----	-----	------	-----	-----	--

Taycan

- Dual Motor Electric			N/S	N/S	N/A	N/S	N/S	N/A	N/A	N/A	
-----------------------	--	--	-----	-----	-----	-----	-----	-----	-----	-----	--

**2020**

718 Boxster

H4 2.0L 1988cc 121 CID Turbo	MA2.20		100359	N/A	N/A	200986	N/A	4255 230065 (Pre-Filter)	N/A (Pre-Filter)	N/A (Pre-Filter)	
H4 2.5L 2497CC 152CID Turbo			100359	N/A	N/A	200986	N/A	4255	N/A	N/A	

N/A = Not Available N/R = Not Required N/S = Not Servicable For cabin air locator chart, see pages 5-12 See pages 13-16 for footnotes

1) ProSelect - Normal Driving - Traditional Change Intervals 2) NAPA Gold - Severe Driving - OE Recommended intervals 3) NAPA Platinum - Harsh Driving - OE Recommend Intervals

N/A = Non disponible N/R = Non nécessaire N/S = Non réparable Voir le tableau des filtres et d'habitacle aux pages 5-12 Voir pages 13-16 pour des notes

1) NAPA ProSelect et Argent - Conduite normale - Intervalles normaux de remplacement 2) NAPA Or - Conduite difficile - Intervalles recommandés par FEO 3) NAPA Platine - Conduite très difficile - Intervalles recommandés par FEO

N/A = No disponible N/R = No requerido N/S = No Servicable Para el aire de la cabina y tabla de localización de filtro, consulte las páginas 5-12 Ver las páginas 13-16 para las notas al pie de página

1) NAPA ProSelect y Plata - Manejo normal - Intervalos normales de cambio 2) NAPA Oro - Manejo difícil - Intervalos recomendados por el OEM 3) NAPA Platino - Manejo muy difícil - Intervalos recomendados por el OEM

*Italicized Part Numbers May Not Be Available.*

Las piezas con números en *italicas* pueden no estar disponibles.  
Les numéros de pièce en *italiques* peuvent ne pas être disponibles.



Pass Car Light Truck - Oil - Air - Cabin

PORSCHE 2020-2019

Year/Año/Année Model/Modelo/Modèle Engine/Motor/Moteur	Eng. Code Código de motor Code moteur	VIN NIV NIV	GOLD Oil Aceite Huile	ProSelect Oil Aceite Huile	Platinum Oil Aceite Huile	GOLD Air Aire Air	ProSelect Air Aire Air	GOLD Cabin Air Cabina Aire Cabine Air	ProSelect Cabin Air Cabina Aire Cabine Air	Platinum Cabin Air Cabina Aire Cabine Air	Loc. Cabin Air Cabina Aire Cabine Air
--	---	-------------------	--------------------------------	-------------------------------------	------------------------------------	----------------------------	---------------------------------	--	---	--	--

PORSCHE (Cont'd/Suite)

**2020** (Cont'd/Suite)

718 Boxster Spyder

H6 4.0L 4000CC 244CID		7070	N/A	N/A	200986	N/A	4255	N/A	N/A	
-----------------------	--	------	-----	-----	--------	-----	------	-----	-----	--

718 Cayman

H4 2.0L 1988CC 121CID Turbo		100359	N/A	N/A	200986	N/A	4255	N/A	N/A	
H4 2.5L 2497cc 152 CID Turbo	MA2.22	100359	N/A	N/A	200986	N/A	4255	N/A	N/A	

718 Cayman GT4

H6 4.0L 4000CC 244CID		7070	N/A	N/A	200986	N/A	4255	N/A	N/A	
-----------------------	--	------	-----	-----	--------	-----	------	-----	-----	--

911

H6 3.0L 3000CC 183CID Turbo		100372	N/A	N/A	N/A	N/A	230546 4255	N/A N/A	N/A N/A	
-----------------------------	--	--------	-----	-----	-----	-----	----------------	------------	------------	--

CAYENNE

V6 2.9L 2894CC 177CID Turbo	2894 cc,petrol	100438	N/A	N/A	201100	N/A	N/A	N/A	N/A	
V6 3.0L 3000CC 183CID Turbo	FSI	100438	N/A	N/A	201100	N/A	N/A	N/A	N/A	
V8 4.0L 4000CC 244CID Turbo		100438	N/A	N/A	201100	N/A	N/A	N/A	N/A	

MACAN

L4 2.0L 1984cc 121 CID Turbo		100396	2100396	4100396	200875(2)	N/A	4227	224227	N/A	
V6 3.0L 2997cc 183 CID Turbo		100438	N/A	N/A	200875(2)	N/A	4227	224227	N/A	

MACAN Turbo

V6 2.9L 2894CC 177CID Turbo	2894 cc,petrol	100438	N/A	N/A	N/A	N/A	4227	224227	N/A	
-----------------------------	----------------	--------	-----	-----	-----	-----	------	--------	-----	--

PANAMERA

V 8 4.0L 3996CC 244CID Turbo		100438	N/A	N/A	N/A	N/A	4110	N/A	N/A	4
V6 3.0L Turbo		100438	N/A	N/A	N/A	N/A	4110	N/A	N/A	

PANAMERA 4S

V6 2.9L 2894CC 177CID Turbo	2894 cc,petrol	100438	N/A	N/A	9055	N/A	4110	N/A	N/A	
-----------------------------	----------------	--------	-----	-----	------	-----	------	-----	-----	--

PANAMERA HYBRID

V6 2.9L 2894CC 177CID Turbo	2894 cc,petrol	100438	N/A	N/A	N/A	N/A	4110	N/A	N/A	
-----------------------------	----------------	--------	-----	-----	-----	-----	------	-----	-----	--

**2019**

718 Boxster

H4 2.0L 1988cc 121 CID Turbo	MA2.20	100359	N/A	N/A	200986	N/A	4255 230065 (Pre-Filter)	N/A N/A (Pre-Filter)	N/A N/A (Pre-Filter)	
H4 2.5L 2497CC 152CID Turbo		100359	N/A	N/A	200986	N/A	4255	N/A	N/A	

718 Cayman

H4 2.0L 1988CC 121CID Turbo		100359	N/A	N/A	200986	N/A	4255	N/A	N/A	
H4 2.5L 2497cc 152 CID Turbo	MA2.22	100359	N/A	N/A	200986	N/A	4255	N/A	N/A	

911

H6 3.0L 3000CC 183CID Turbo		100372	N/A	N/A	N/A	N/A	230065 230065 4255	N/A N/A N/A	N/A N/A N/A	
H6 3.8L 3800cc		100372	N/A	N/A	200410(2)	N/A	4255	N/A	N/A	
H6 4.0L 4000CC 244CID		N/A	N/A	N/A	200518(2)	N/A	230065	N/A	N/A	

CAYENNE

V6 2.9L 2894CC 177CID Turbo	2894 cc,petrol	100438	N/A	N/A	201100	N/A	N/A	N/A	N/A	
V6 3.0L 3000CC 183CID Turbo	FSI	100438	N/A	N/A	201100	N/A	N/A	N/A	N/A	
V8 4.0L 4000CC 244CID Turbo		100438	N/A	N/A	201100	N/A	N/A	N/A	N/A	

MACAN

L4 2.0L 1984cc 121 CID Turbo		100396	2100396	4100396	200875(2)	N/A	4227 <sup>78</sup>	224227 <sup>78</sup>	N/A <sup>78</sup>	
V6 3.0L 2997cc 183 CID Turbo		100438	N/A	N/A	200875(2)	N/A	4227 <sup>78</sup>	224227 <sup>78</sup>	N/A <sup>78</sup>	

PANAMERA

V 8 4.0L 3996CC 244CID Turbo		100438	N/A	N/A	N/A	N/A	N/A	N/A	N/A	4
V6 3.0L Turbo		100438	N/A	N/A	N/A	N/A	230668	N/A	N/A	

N/A = Not Available N/R = Not Required N/S = Not Servicable For cabin air locator chart, see pages 5-12 See pages 13-16 for footnotes

1) ProSelect - Normal Driving - Traditional Change Intervals 2) NAPA Gold - Severe Driving - OE Recommended intervals 3) NAPA Platinum - Harsh Driving - OE Recommend Intervals

N/A = Non disponible N/R = Non nécessaire N/S = Non réparable Voir le tableau des filtres et d'habitacle aux pages 5-12 Voir pages 13-16 pour des notes

1) NAPA ProSelect et Argent - Conduite normale - Intervalles normaux de remplacement 2) NAPA Or - Conduite difficile - Intervalles recommandés par FEO 3) NAPA Platine - Conduite très difficile - Intervalles recommandés par FEO

N/A = No disponible N/R = No requerido N/S = No Servicable Para el aire de la cabina y tabla de localización de filtro, consulte las páginas 5-12 Ver las páginas 13-16 para las notas al pie de página

1) NAPA ProSelect y Plata - Manejo normal - Intervalos normales de cambio 2) NAPA Oro - Manejo difícil - Intervalos recomendados por el OEM 3) NAPA Platino - Manejo muy difícil - Intervalos recomendados por el OEM

*Italicized Part Numbers May Not Be Available.*

Las piezas con números en *italicas* pueden no estar disponibles.

Les numéros de pièce en *italiques* peuvent ne pas être disponibles.

P  
a  
s  
s  
C  
a  
r  
L  
i  
g  
h  
t  
T  
r  
u  
c  
k  
O  
i  
l  
-  
A  
i  
r  
-  
C  
a  
b  
i  
n



PORSCHE 2019-2017

Pass Car Light Truck - Oil - Air - Cabin

Year/Año/Année Model/Modelo/Modele Engine/Motor/Moteur	Eng. Code Código de motor Code moteur	VIN NIV NIV	GOLD Oil Aceite Huile	ProSelect Oil Aceite Huile	Platinum Oil Aceite Huile	GOLD Air Aire Air	ProSelect Air Aire Air	GOLD Cabin Air Cabina Aire Cabine Air	ProSelect Cabin Air Cabina Aire Cabine Air	Platinum Cabin Air Cabina Aire Cabine Air	Loc. Cabin Air Cabina Aire Cabine Air
--	---	-------------------	--------------------------------	-------------------------------------	------------------------------------	----------------------------	---------------------------------	--	---	--	--

PORSCHE (Cont'd/Suite)

**2019** (Cont'd/Suite)

PANAMERA HYBRID

V6 2.9L 2894CC 177CID Turbo	2894 cc,petrol		100438	N/A	N/A	N/A	N/A	230668	N/A	N/A	
-----------------------------	----------------	--	--------	-----	-----	-----	-----	--------	-----	-----	--

**2018**

718 Boxster

H4 2.0L 1988cc 121 CID Turbo	MA2.20		100359	N/A	N/A	200986	N/A	4255 230065 (Pre-Filter)	N/A N/A (Pre-Filter)	N/A N/A (Pre-Filter)	
H4 2.5L 2497CC 152CID Turbo			100359	N/A	N/A	200986	N/A	4255	N/A	N/A	

718 Cayman

H4 2.0L 1988CC 121CID Turbo			100359	N/A	N/A	200986	N/A	4255	N/A	N/A	
H4 2.5L 2497cc 152 CID Turbo	MA2.22		100359	N/A	N/A	200986	N/A	4255	N/A	N/A	

911

H6 3.0L 2981CC Turbo			100372	N/A	N/A	200410	N/A	4255	N/A	N/A	
H6 4.0L 3996CC Turbo			100372	N/A	N/A	200410	N/A	4255	N/A	N/A	

911 Turbo S

H6 3.8L 3800cc			100372	N/A	N/A	200410(2)	N/A	4255	N/A	N/A	
----------------	--	--	--------	-----	-----	-----------	-----	------	-----	-----	--

CAYENNE

V6 3.0L 2997CC 183CID Turbo/Super Charged Electric/Gas			7204	27204	N/A	2859 9920	22859 N/A	4631	224631	N/A	
V6 3.6L 3597cc 219 CID	MCE.YA		7462	27462	N/A	2859(2)	N/A	4631	224631	N/A	
V6 3.6L 3605cc 220 CID Turbo			100372	N/A	N/A	2859(2)	N/A	4631	224631	N/A	
V8 4.8L 4806cc Turbo	MCY.XA		100372	N/A	N/A	2859(2)	N/A	4631	224631	N/A	

MACAN

L4 2.0L 1984cc 121 CID Turbo			100396	2100396	4100396	200875(2)	N/A	4227	224227	N/A	
V6 3.0L 2997cc 183 CID Turbo			100372	N/A	N/A	200875(2)	N/A	4227	224227	N/A	
V6 3.6L 3605cc 220 CID Turbo			100372	N/A	N/A	200875(2)	N/A	4227	224227	N/A	

PANAMERA

V8 4.0L 3996CC 244CID Turbo			100438	N/A	N/A	N/A	N/A	N/A	N/A	N/A	4
V6 3.0L Turbo			100438	N/A	N/A	N/A	N/A	4110	N/A	N/A	4
V8 4.8L 4806cc Turbo			100438	N/A	N/A	N/A	N/A	N/A	N/A	N/A	4

PANAMERA HYBRID

V6 2.9L 2894CC 177CID Turbo	2894 cc,petrol		100438	N/A	N/A	N/A	N/A	230668	N/A	N/A	
-----------------------------	----------------	--	--------	-----	-----	-----	-----	--------	-----	-----	--

**2017**

718 Boxster

H4 2.0L 1988cc 121 CID Turbo	MA2.20		100359	N/A	N/A	200986	N/A	4255	N/A	N/A	
H4 2.5L 2497cc 152 CID Turbo	MA2.22		100359	N/A	N/A	200986	N/A	4255	N/A	N/A	

718 Cayman

H4 2.0L 1988cc 121 CID Turbo	MA2.20		100359	N/A	N/A	200986	N/A	4255	N/A	N/A	
H4 2.5L 2497cc 152 CID Turbo	MA2.22		100359	N/A	N/A	200986	N/A	4255	N/A	N/A	

911

H6 3.8L 3800cc Turbo	MA1.71S/MA1.71		100372	N/A	N/A	N/A	N/A	4255	N/A	N/A	
----------------------	----------------	--	--------	-----	-----	-----	-----	------	-----	-----	--

911 CARRERA

H6 3.0L 2981cc Turbo	MA2.01/MA2.02		100372	N/A	N/A	200518(2)	N/A	4255	N/A	N/A	
----------------------	---------------	--	--------	-----	-----	-----------	-----	------	-----	-----	--

911 GT3 RS 4.0

H6 4.0L 3996cc	MA1.76		100372	N/A	N/A	N/A	N/A	4255	N/A	N/A	
----------------	--------	--	--------	-----	-----	-----	-----	------	-----	-----	--

911 TARGA 4

H6 3.0L 2981cc Turbo	MA2.01/MA2.02		100372	N/A	N/A	200518	N/A	4255	N/A	N/A	
----------------------	---------------	--	--------	-----	-----	--------	-----	------	-----	-----	--

911 TARGA 4S

H6 3.0L 2981cc Turbo	MA2.01/MA2.02		100372	N/A	N/A	200518	N/A	4255	N/A	N/A	
----------------------	---------------	--	--------	-----	-----	--------	-----	------	-----	-----	--

N/A = Not Available N/R = Not Required N/S = Not Servicable For cabin air locator chart, see pages 5-12 See pages 13-16 for footnotes

1) ProSelect - Normal Driving - Traditional Change Intervals 2) NAPA Gold - Severe Driving - OE Recommended Intervals 3) NAPA Platinum - Harsh Driving - OE Recommend Intervals

N/A = Non disponible N/R = Non nécessaire N/S = Non réparable Voir le tableau des filtres et d'habitacle aux pages 5-12 Voir pages 13-16 pour des notes

1) NAPA ProSelect et Argent - Conduite normale - Intervalles normaux de remplacement 2) NAPA Or - Conduite difficile - Intervalles recommandés par FEO 3) NAPA Platine - Conduite très difficile - Intervalles recommandés par FEO

N/A = No disponible N/R = No requerido N/S = No Servicable Para el aire de la cabina y tabla de localización de filtro, consulte las páginas 5-12 Ver las páginas 13-16 para las notas al pie de página

1) NAPA ProSelect y Plata - Manejo normal - Intervalos normales de cambio 2) NAPA Oro - Manejo difícil - Intervalos recomendados por el OEM 3) NAPA Platino - Manejo muy difícil - Intervalos recomendados por el OEM

*Italicized Part Numbers May Not Be Available.*

Las piezas con números en *italicas* pueden no estar disponibles.  
Les numéros de pièce en *italiques* peuvent ne pas être disponibles.



Pass Car Light Truck - Oil - Air - Cabin

PORSCHE 2017-2016

Year/Año/Année Model/Modelo/Modèle Engine/Motor/Moteur	Eng. Code Código de motor Code moteur	VIN NIV NIV	GOLD Oil Aceite Huile	ProSelect Oil Aceite Huile	Platinum Oil Aceite Huile	GOLD Air Aire Air	ProSelect Air Aire Air	GOLD Cabin Air Cabina Aire Cabine Air	ProSelect Cabin Air Cabina Aire Cabine Air	Platinum Cabin Air Cabina Aire Cabine Air	Loc. Cabin Air Cabina Aire Cabine Air
--	---	-------------------	--------------------------------	-------------------------------------	------------------------------------	----------------------------	---------------------------------	--	---	--	--

PORSCHE (Cont'd/Suite)

**2017** (Cont'd/Suite)

911 TURBO

H6 3.8L 3824cc Turbo			100372	N/A	N/A	N/A	N/A	230065 4255	N/A N/A	N/A N/A	
----------------------	--	--	--------	-----	-----	-----	-----	----------------	------------	------------	--

911 Turbo S

H6 3.8L 3800cc			100372	N/A	N/A	200410(2)	N/A	4255	N/A	N/A	
----------------	--	--	--------	-----	-----	-----------	-----	------	-----	-----	--

CAYENNE

V6 3.0L 2997cc 183 CID Super Charged Electric/Gas	MCG.FA		7204	27204	N/A	2859 9920	22859 N/A	4631	224631	N/A	
V6 3.6L 3597cc 219 CID	MCE.YA		7462	27462	N/A	2859(2)	N/A	4631	224631	N/A	
V6 3.6L 3605cc 220 CID Turbo	MCU.RAMCX.ZA		100372	N/A	N/A	2859(2)	N/A	4631	224631	N/A	
V8 4.8L4806cc Turbo	MCY.XA		100372	N/A	N/A	2859(2)	N/A	4631	224631	N/A	
V8 4.8L4806cc Turbo	MCF.TB		100372	N/A	N/A	2859(2)	N/A	4631	224631	N/A	

MACAN

L4 2.0L 1984cc 121 CID Turbo			100396	2100396	4100396	200875(2)	N/A	4227	224227	N/A	
V6 3.0L 2997cc 183 CID Turbo			100372	N/A	N/A	200875(2)	N/A	4227	224227	N/A	
V6 3.6L 3605cc 220 CID Turbo			100396	2100396	4100396	200875(2)	N/A	4227	224227	N/A	

PANAMERA

V8 4.0L 4000CC 244CID Turbo			100438 100438	N/A N/A	N/A N/A	N/A N/A	N/A N/A	N/A N/A	N/A N/A	N/A N/A	
-----------------------------	--	--	------------------	------------	------------	------------	------------	------------	------------	------------	--

PANAMERA 4S

V6 3.0L Turbo			100438	N/A	N/A	9055	N/A	4110	N/A	N/A	4
---------------	--	--	--------	-----	-----	------	-----	------	-----	-----	---

PANAMERA HYBRID

V6 2.9L 2894CC 177CID Turbo	2894 cc,petrol		100438	N/A	N/A	N/A	N/A	230668	N/A	N/A	
-----------------------------	----------------	--	--------	-----	-----	-----	-----	--------	-----	-----	--

**2016**

911

H6 3.4L 3436cc		A	100372	N/A	N/A	200518(2)	N/A	4255	N/A	N/A	2
H6 3.8L 3800cc			100372	N/A	N/A	200518(2)	N/A	230065 4255 <sup>78</sup> 230065 <sup>79</sup>	N/A N/A <sup>78</sup> N/A <sup>79</sup>	N/A N/A <sup>78</sup> N/A <sup>79</sup>	2 2 2

911 CARRERA

H6 3.4L 3436cc		A	100372	N/A	N/A	200518(2)	N/A	4255	N/A	N/A	2
----------------	--	---	--------	-----	-----	-----------	-----	------	-----	-----	---

911 CARRERA 4

H6 3.4L 3436cc		A	100372	N/A	N/A	200518(2)	N/A	4255	N/A	N/A	2
----------------	--	---	--------	-----	-----	-----------	-----	------	-----	-----	---

911 CARRERA 4 GTS

H6 3.8L 3800cc		A	100372	N/A	N/A	200518(2)	N/A	4255 <sup>78</sup>	N/A <sup>78</sup>	N/A <sup>78</sup>	2
----------------	--	---	--------	-----	-----	-----------	-----	--------------------	-------------------	-------------------	---

911 CARRERA 4S

H6 3.8L 3800cc		A	100372	N/A	N/A	200518(2)	N/A	4255	N/A	N/A	2
----------------	--	---	--------	-----	-----	-----------	-----	------	-----	-----	---

911 CARRERA CABRIOLET

H6 3.4L 3436cc		A	100372	N/A	N/A	200518(2)	N/A	4255	N/A	N/A	2
----------------	--	---	--------	-----	-----	-----------	-----	------	-----	-----	---

911 CARRERA CABRIOLET 4

H6 3.4L 3436cc		A	100372	N/A	N/A	200518(2)	N/A	4255	N/A	N/A	2
----------------	--	---	--------	-----	-----	-----------	-----	------	-----	-----	---

911 CARRERA CABRIOLET 4 GTS

H6 3.8L 3800cc		A	100372	N/A	N/A	200518(2)	N/A	4255 <sup>78</sup> 230065 <sup>78</sup>	N/A <sup>78</sup> N/A <sup>78</sup>	N/A <sup>78</sup> N/A <sup>78</sup>	2 2
----------------	--	---	--------	-----	-----	-----------	-----	--	--	--	--------

911 CARRERA CABRIOLET 4S

H6 3.8L 3800cc		A	100372	N/A	N/A	200518(2)	N/A	4255 <sup>78</sup> 230065 <sup>78</sup>	N/A <sup>78</sup> N/A <sup>78</sup>	N/A <sup>78</sup> N/A <sup>78</sup>	2 2
----------------	--	---	--------	-----	-----	-----------	-----	--	--	--	--------

911 CARRERA CABRIOLET GTS

H6 3.8L 3800cc		A	100372	N/A	N/A	200518(2)	N/A	N/A	N/A	N/A	
----------------	--	---	--------	-----	-----	-----------	-----	-----	-----	-----	--

911 CARRERA CABRIOLET S

H6 3.8L 3800cc		A	100372	N/A	N/A	200518(2)	N/A	N/A	N/A	N/A	
----------------	--	---	--------	-----	-----	-----------	-----	-----	-----	-----	--

N/A = Not Available N/R = Not Required N/S = Not Servicable For cabin air locator chart, see pages 5-12 See pages 13-16 for footnotes

1) ProSelect - Normal Driving - Traditional Change Intervals 2) NAPA Gold - Severe Driving - OE Recommended intervals 3) NAPA Platinum - Harsh Driving - OE Recommend Intervals

N/A = Non disponible N/R = Non nécessaire N/S = Non réparable Voir le tableau des filtres et d'habitacle aux pages 5-12 Voir pages 13-16 pour des notes

1) NAPA ProSelect et Argent - Conduite normale - Intervalles normaux de remplacement 2) NAPA Or - Conduite difficile - Intervalles recommandés par FEO 3) NAPA Platine - Conduite très difficile - Intervalles recommandés par FEO

N/A = No disponible N/R = No requerido N/S = No Servicable Para el aire de la cabina y tabla de localización de filtro, consulte las páginas 5-12 Ver las páginas 13-16 para las notas al pie de página

1) NAPA ProSelect y Plata - Manejo normal - Intervalos normales de cambio 2) NAPA Oro - Manejo difícil - Intervalos recomendados por el OEM 3) NAPA Platino - Manejo muy difícil - Intervalos recomendados por el OEM

*Italicized Part Numbers May Not Be Available.*

Las piezas con números en *italicas* pueden no estar disponibles.

Les numéros de pièce en *italiques* peuvent ne pas être disponibles.

P  
a  
s  
s  
C  
a  
r  
L  
i  
g  
h  
t  
T  
r  
u  
c  
k  
O  
i  
l  
-  
A  
i  
r  
-  
C  
a  
b  
i  
n



PORSCHE 2016

Pass Car Light Truck - Oil - Air - Cabin

Year/Año/Année Model/Modelo/Modele Engine/Motor/Moteur	Eng. Code Código de motor Code moteur	VIN NIV NIV	GOLD Oil Aceite Huile	ProSelect Oil Aceite Huile	Platinum Oil Aceite Huile	GOLD Air Aire Air	ProSelect Air Aire Air	GOLD Cabin Air Cabina Aire Cabine Air	ProSelect Cabin Air Cabina Aire Cabine Air	Platinum Cabin Air Cabina Aire Cabine Air	Loc. Cabin Air Cabina Aire Cabine Air
--	---	-------------------	--------------------------------	-------------------------------------	------------------------------------	----------------------------	---------------------------------	--	---	--	--

PORSCHE (Cont'd/Suite)

**2016** (Cont'd/Suite)

911 CARRERA S

H6 3.8L 3800cc		A	100372(2)	N/A	N/A			4255	N/A	N/A	2
----------------	--	---	-----------	-----	-----	--	--	------	-----	-----	---

911 CARRERA S GTS

H6 3.8L 3800cc		A	100372	N/A	N/A	200518(2)	N/A	4255	N/A	N/A	2
----------------	--	---	--------	-----	-----	-----------	-----	------	-----	-----	---

911 GT3

H6 3.8L 3800cc			N/A	N/A	N/A	200518	N/A	4255 <sup>78</sup> 230065 <sup>78</sup>	N/A <sup>78</sup> N/A <sup>78</sup>	N/A <sup>78</sup> N/A <sup>78</sup>	
----------------	--	--	-----	-----	-----	--------	-----	--	--	--	--

911 GT3 RS 4.0

H6 4.0L 3996cc			N/A	N/A	N/A	200518	N/A	230065	N/A	N/A	
----------------	--	--	-----	-----	-----	--------	-----	--------	-----	-----	--

911 TARGA 4

H6 3.4L 3387cc			100372	N/A	N/A	200518	N/A	4255 <sup>78</sup> 230065 <sup>78</sup>	N/A <sup>78</sup> N/A <sup>78</sup>	N/A <sup>78</sup> N/A <sup>78</sup>	
----------------	--	--	--------	-----	-----	--------	-----	--	--	--	--

911 TARGA 4 GTS

H6 3.4L 3387cc			100372	N/A	N/A	200518	N/A	4255 <sup>78</sup> 230065 <sup>78</sup>	N/A <sup>78</sup> N/A <sup>78</sup>	N/A <sup>78</sup> N/A <sup>78</sup>	
----------------	--	--	--------	-----	-----	--------	-----	--	--	--	--

911 TARGA 4S

H6 3.4L 3387cc			100372	N/A	N/A	200518	N/A	4255 <sup>78</sup> 230065 <sup>78</sup>	N/A <sup>78</sup> N/A <sup>78</sup>	N/A <sup>78</sup> N/A <sup>78</sup>	
----------------	--	--	--------	-----	-----	--------	-----	--	--	--	--

911 TURBO

H6 3.8L 3824cc Turbo			100372	N/A	N/A	200410	N/A	4255 <sup>78</sup> 230065 <sup>78</sup>	N/A <sup>78</sup> N/A <sup>78</sup>	N/A <sup>78</sup> N/A <sup>78</sup>	
----------------------	--	--	--------	-----	-----	--------	-----	--	--	--	--

BOXSTER

H6 2.7L 2687cc		A	7070	N/A	N/A	201163(2)	N/A	4202	N/A	N/A	2
H6 3.8L 3800cc		B	7070	N/A	N/A	201163	N/A	4255	N/A	N/A	2

BOXSTER S

H6 3.4L 3387cc		B	7070	N/A	N/A	201163(2)	N/A	4255	N/A	N/A	2
----------------	--	---	------	-----	-----	-----------	-----	------	-----	-----	---

BOXSTER Spyder

H6 3.8L 3800cc		B	7070	N/A	N/A	201163	N/A	4255	N/A	N/A	2
----------------	--	---	------	-----	-----	--------	-----	------	-----	-----	---

CAYENNE

V6 3.6L 3597cc	M55.02	A	7462	27462	N/A	2859(2) <sup>155</sup> 9920 <sup>423</sup>	N/A <sup>155</sup> N/A <sup>423</sup>	4631	224631	N/A	4
V6 3.6L 3605cc 220 CID Turbo			100372	N/A	N/A	2859(2) <sup>155</sup> 9920(2) <sup>423</sup>	N/A <sup>155</sup> N/A <sup>423</sup>	4631	224631	N/A	
V8 4.8L 4806cc Turbo	MCF.TB	C	100372	N/A	N/A	2859(2)	N/A	4631	224631	N/A	4

CAYENNE DIESEL

V6 3.0L 2967cc Turbo Diesel	MCN.RB		100008	N/A	N/A	2859(2) <sup>155</sup> 9920(2) <sup>423</sup>	N/A <sup>155</sup> N/A <sup>423</sup>	4631	224631	N/A	
-----------------------------	--------	--	--------	-----	-----	--	--	------	--------	-----	--

CAYENNE GTS

V8 4.8L 4806cc Turbo	MCF.TB	C	100372	N/A	N/A	2859(2) <sup>155</sup> 9920 <sup>423</sup>	N/A <sup>155</sup> N/A <sup>423</sup>	4631	224631	N/A	4
----------------------	--------	---	--------	-----	-----	---	--	------	--------	-----	---

CAYENNE S

V8 4.8L 4806cc Turbo	MCF.TB	C	100372	N/A	N/A	2859(2) <sup>155</sup> 9920 <sup>423</sup>	N/A <sup>155</sup> N/A <sup>423</sup>	4631	224631	N/A	4
----------------------	--------	---	--------	-----	-----	---	--	------	--------	-----	---

CAYENNE S HYBRID

V6 3.0L 2997cc 183 CID Super Charged Electric/Gas	MCG.FA	E	7204	27204	N/A	2859 <sup>155</sup> 9920 <sup>423</sup>	22859 <sup>155</sup> N/A <sup>423</sup>	4631	224631	N/A	
---	--------	---	------	-------	-----	--	--	------	--------	-----	--

CAYMAN

H6 2.7L 2687cc 24 Valve DOHC		A	7070	N/A	N/A	201163	N/A	4255 <sup>78</sup> 230065 <sup>78</sup>	N/A <sup>78</sup> N/A <sup>78</sup>	N/A <sup>78</sup> N/A <sup>78</sup>	2 2
------------------------------	--	---	------	-----	-----	--------	-----	--	--	--	--------

CAYMAN GT4

H6 3.8L 24 Valve DOHC		B	7070	N/A	N/A	201163	N/A	4255	N/A	N/A	2
-----------------------	--	---	------	-----	-----	--------	-----	------	-----	-----	---

CAYMAN S

H6 3.4L 3387cc 24 Valve DOHC		B	7070	N/A	N/A	201163	N/A	4255	N/A	N/A	2
------------------------------	--	---	------	-----	-----	--------	-----	------	-----	-----	---

N/A = Not Available N/R = Not Required N/S = Not Servicable For cabin air locator chart, see pages 5-12 See pages 13-16 for footnotes

1) ProSelect - Normal Driving - Traditional Change Intervals 2) NAPA Gold - Severe Driving - OE Recommended intervals 3) NAPA Platinum - Harsh Driving - OE Recommend Intervals

N/A = Non disponible N/R = Non nécessaire N/S = Non réparable Voir le tableau des filtres et d'habitacle aux pages 5-12 Voir pages 13-16 pour des notes

1) NAPA ProSelect et Argent - Conduite normale - Intervalles normaux de remplacement 2) NAPA Or - Conduite difficile - Intervalles recommandés par FEO 3) NAPA Platine - Conduite très difficile - Intervalles recommandés par FEO

N/A = No disponible N/R = No requerido N/S = No Servicable Para el aire de la cabina y tabla de localización de filtro, consulte las páginas 5-12 Ver las páginas 13-16 para las notas al pie de página

1) NAPA ProSelect y Plata - Manejo normal - Intervalos normales de cambio 2) NAPA Oro - Manejo difícil - Intervalos recomendados por el OEM 3) NAPA Platino - Manejo muy difícil - Intervalos recomendados por el OEM

*Italicized Part Numbers May Not Be Available.*

Las piezas con números en *italicas* pueden no estar disponibles.  
Les numéros de pièce en *italiques* peuvent ne pas être disponibles.



Pass Car Light Truck - Oil - Air - Cabin

PORSCHE 2016-2015

Year/Año/Année Model/Modelo/Modele Engine/Motor/Moteur	Eng. Code Código de motor Code moteur	VIN NIV NIV	GOLD Oil Aceite Huile	ProSelect Oil Aceite Huile	Platinum Oil Aceite Huile	GOLD Air Aire Air	ProSelect Air Aire Air	GOLD Cabin Air Cabina Aire Cabine Air	ProSelect Cabin Air Cabina Aire Cabine Air	Platinum Cabin Air Cabina Aire Cabine Air	Loc. Cabin Air Cabina Aire Cabine Air
--	---	-------------------	--------------------------------	-------------------------------------	------------------------------------	----------------------------	---------------------------------	--	---	--	--

PORSCHE (Cont'd/Suite)

**2016** (Cont'd/Suite)

MACAN

V6 3.0L 2997cc 183 CID Turbo			100372	N/A	N/A	200875(2)	N/A	4227	224227	N/A	
V6 3.6L 3605cc			100372	N/A	N/A	200875(2)	N/A	4227	224227	N/A	

PANAMERA

V6 3.6L 3605cc			100372	N/A	N/A	9055	N/A	4110	N/A	N/A	4
----------------	--	--	--------	-----	-----	------	-----	------	-----	-----	---

PANAMERA 4

V6 3.6L 3605cc			100372	N/A	N/A	9055	N/A	4110	N/A	N/A	4
----------------	--	--	--------	-----	-----	------	-----	------	-----	-----	---

PANAMERA 4S

V6 3.0L Turbo			100372	N/A	N/A	9055	N/A	4110	N/A	N/A	4
---------------	--	--	--------	-----	-----	------	-----	------	-----	-----	---

PANAMERA 4S EXECUTIVE

V6 3.0L Turbo			100372	N/A	N/A	9055	N/A	4110	N/A	N/A	4
---------------	--	--	--------	-----	-----	------	-----	------	-----	-----	---

PANAMERA GTS

V8 4.8L			100372	N/A	N/A	9055	N/A	4110	N/A	N/A	4
---------	--	--	--------	-----	-----	------	-----	------	-----	-----	---

PANAMERA HYBRID

V6 3.0L 2997cc 183 CID Super Charged Electric/Gas	M06.EC		7204	27204	N/A	9055	N/A	4110	N/A	N/A	4
---	--------	--	------	-------	-----	------	-----	------	-----	-----	---

PANAMERA S

V6 3.0L Turbo			100372	N/A	N/A	9055	N/A	4110	N/A	N/A	4
---------------	--	--	--------	-----	-----	------	-----	------	-----	-----	---

PANAMERA TURBO

V8 4.8L			100372	N/A	N/A	9055	N/A	4110	N/A	N/A	4
---------	--	--	--------	-----	-----	------	-----	------	-----	-----	---

PANAMERA TURBO S

V8 4.8L			100372	N/A	N/A	9055	N/A	4110	N/A	N/A	4
---------	--	--	--------	-----	-----	------	-----	------	-----	-----	---

**2015**

911 SERIES

H6 3.4L 3436cc		A	100372	N/A	N/A	200518(2)	N/A	230065	N/A	N/A	2
H6 3.8L 3800cc		B	100372	N/A	N/A	9330(2)	N/A	4202	N/A	N/A	2
H6 3.8L 3824cc Turbo		D	100372	N/A	N/A	9330(2)	N/A	4202	N/A	N/A	2

911 SERIES GT3

H6 3.8L 3800cc		B	N/A	N/A	N/A	9330	N/A	230065	N/A	N/A	2
----------------	--	---	-----	-----	-----	------	-----	--------	-----	-----	---

BOXSTER

H6 2.7L 2687cc		A	7070	N/A	N/A	201163(2)	N/A	4202	N/A	N/A	2
----------------	--	---	------	-----	-----	-----------	-----	------	-----	-----	---

BOXSTER S

H6 3.4L 3387cc		B	7070	N/A	N/A	201163(2)	N/A	4202	N/A	N/A	2
----------------	--	---	------	-----	-----	-----------	-----	------	-----	-----	---

CAYENNE

V6 3.6L 3597cc	M55.02	A	100372	N/A	N/A	2859(2)	N/A	4631	224631	N/A	4
V6 3.6L 3605cc 220 CID Turbo			100372	N/A	N/A	2859(2) <sup>155</sup> 9920(2) <sup>423</sup>	N/A <sup>155</sup> N/A <sup>423</sup>	4631	224631	N/A	
V8 4.8L 4806cc Turbo	MCF.TB	C	100372	N/A	N/A	2859(2)	N/A	4631	224631	N/A	4

CAYENNE DIESEL

V6 3.0L 2967cc Turbo Diesel	MCN.RB		100008	N/A	N/A	2859	22859	4631	224631	N/A	
-----------------------------	--------	--	--------	-----	-----	------	-------	------	--------	-----	--

CAYENNE S HYBRID

V6 3.0L 2997cc 183 CID Super Charged Electric/Gas	MCG.FA	E	7204	27204	N/A	2859	22859	4631	224631	N/A	
---	--------	---	------	-------	-----	------	-------	------	--------	-----	--

CAYMAN

H6 2.7L 2687cc 24 Valve DOHC		A	7070	N/A	N/A			230065	N/A	N/A	2
------------------------------	--	---	------	-----	-----	--	--	--------	-----	-----	---

CAYMAN S

H6 3.4L 3387cc 24 Valve DOHC		B	7070	N/A	N/A	9015	N/A	4202	N/A	N/A	2
------------------------------	--	---	------	-----	-----	------	-----	------	-----	-----	---

MACAN

V6 3.0L 2997cc 183 CID			100372	N/A	N/A	200875	N/A	4227	224227	N/A	
V6 3.6L 3605cc			100372	N/A	N/A	200875	N/A	4227	224227	N/A	

N/A = Not Available N/R = Not Required N/S = Not Servicable For cabin air locator chart, see pages 5-12 See pages 13-16 for footnotes

1) ProSelect - Normal Driving - Traditional Change Intervals 2) NAPA Gold - Severe Driving - OE Recommended intervals 3) NAPA Platinum - Harsh Driving - OE Recommend Intervals

N/A = Non disponible N/R = Non nécessaire N/S = Non réparable Voir le tableau des filtres et d'habitacle aux pages 5-12 Voir pages 13-16 pour des notes

1) NAPA ProSelect et Argent - Conduite normale - Intervalles normaux de remplacement 2) NAPA Or - Conduite difficile - Intervalles recommandés par FEO 3) NAPA Platine - Conduite très difficile - Intervalles recommandés par FEO

N/A = No disponible N/R = No requerido N/S = No Servicable Para el aire de la cabina y tabla de localización de filtro, consulte las páginas 5-12 Ver las páginas 13-16 para las notas al pie de página

1) NAPA ProSelect y Plata - Manejo normal - Intervalos normales de cambio 2) NAPA Oro - Manejo difícil - Intervalos recomendados por el OEM 3) NAPA Platino - Manejo muy difícil - Intervalos recomendados por el OEM

*Italicized Part Numbers May Not Be Available.*

Las piezas con números en *italicas* pueden no estar disponibles.

Les numéros de pièce en *italiques* peuvent ne pas être disponibles.

P  
a  
s  
s  
C  
a  
r  
L  
i  
g  
h  
t  
T  
r  
u  
c  
k  
O  
i  
l  
-  
A  
i  
r  
-  
C  
a  
b  
i  
n



PORSCHE 2015-2013

Pass Car Light Truck - Oil - Air - Cabin

Year/Año/Année Model/Modelo/Modele Engine/Motor/Moteur	Eng. Code Código de motor Code moteur	VIN NIV NIV	GOLD Oil Aceite Huile	ProSelect Oil Aceite Huile	Platinum Oil Aceite Huile	GOLD Air Aire Air	ProSelect Air Aire Air	GOLD Cabin Air Cabina Aire Cabine Air	ProSelect Cabin Air Cabina Aire Cabine Air	Platinum Cabin Air Cabina Aire Cabine Air	Loc. Cabin Air Cabina Aire Cabine Air
--	---	-------------------	--------------------------------	-------------------------------------	------------------------------------	----------------------------	---------------------------------	--	---	--	--

PORSCHE (Cont'd/Suite)

**2015** (Cont'd/Suite)

PANAMERA

V6 3.0L 2997cc 183 CID Turbo			100372	N/A	N/A	9055	N/A	4110	N/A	N/A	
V6 3.6L 3605cc			100372	N/A	N/A	9055	N/A	4110	N/A	N/A	4
V8 4.8L 4806cc Turbo			100372	N/A	N/A	9055	N/A	4110	N/A	N/A	4

PANAMERA HYBRID

V6 3.0L 2997cc 183 CID Super Charged Electric/Gas	MCG.FA		7204	27204	N/A	9055	N/A	4110	N/A	N/A	
---	--------	--	------	-------	-----	------	-----	------	-----	-----	--

**2014**

911 CARRERA S

H6 3.8L 3824cc Turbo		D	100372	N/A	N/A	9330(2)	N/A	4202	N/A	N/A	2
----------------------	--	---	--------	-----	-----	---------	-----	------	-----	-----	---

911 SERIES

H6 3.4L 3436cc		A	100372	N/A	N/A			230065	N/A	N/A	2
----------------	--	---	--------	-----	-----	--	--	--------	-----	-----	---

911 SERIES 50th AE

H6 3.8L 3800cc		B	100372	N/A	N/A	9330(2)	N/A	4202	N/A	N/A	2
----------------	--	---	--------	-----	-----	---------	-----	------	-----	-----	---

911 SERIES GT3

H6 3.8L 3800cc		B	N/A	N/A	N/A	9330	N/A	230065	N/A	N/A	2
----------------	--	---	-----	-----	-----	------	-----	--------	-----	-----	---

BOXSTER

H6 2.7L 2687cc		A	7070	N/A	N/A	201163(2)	N/A	4255 230065	N/A N/A	N/A N/A	2 2
----------------	--	---	------	-----	-----	-----------	-----	----------------	------------	------------	--------

BOXSTER S

H6 3.4L 3387cc		B	7070	N/A	N/A	201163(2)	N/A	4202	N/A	N/A	2
----------------	--	---	------	-----	-----	-----------	-----	------	-----	-----	---

CAYENNE

V6 3.6L 3597cc	M55.02	A	7462	27462	N/A	2859	22859	4631	224631	N/A	4
V8 4.8L 4806cc	M48.02	B,D	100372	N/A	N/A	2859(2)	N/A	4631	224631	N/A	4
V8 4.8L 4806cc Turbo	M48.52	C	100372	N/A	N/A	2859(2)	N/A	4631	224631	N/A	4

CAYENNE DIESEL

V6 3.0L 2967cc Turbo Diesel	MCN.RB		100008	N/A	N/A	2859	22859	4631	224631	N/A	
-----------------------------	--------	--	--------	-----	-----	------	-------	------	--------	-----	--

CAYENNE S HYBRID

V6 3.0L 2997cc 183 CID Super Charged Electric/Gas	MCG.FA	E	7204	27204	N/A	2859	22859	4631	224631	N/A	
---	--------	---	------	-------	-----	------	-------	------	--------	-----	--

CAYMAN

H6 2.7L 2687cc 24 Valve DOHC		A	7070	N/A	N/A	201163	N/A	230065	N/A	N/A	2
------------------------------	--	---	------	-----	-----	--------	-----	--------	-----	-----	---

CAYMAN S

H6 3.4L 3387cc 24 Valve DOHC		B	7070	N/A	N/A	9015	N/A	4202	N/A	N/A	2
------------------------------	--	---	------	-----	-----	------	-----	------	-----	-----	---

PANAMERA

V6 3.0L 2997cc 183 CID Turbo			100372	N/A	N/A	9055	N/A	4110	N/A	N/A	
V6 3.6L 3605cc			100372	N/A	N/A	9055	N/A	4110	N/A	N/A	4
V8 4.8L 4806cc Turbo			100372	N/A	N/A	9055	N/A	4110	N/A	N/A	4

PANAMERA HYBRID

V6 3.0L 2997cc 183 CID Super Charged Electric/Gas	M06.EC		7204	27204	N/A	9055	N/A	4110	N/A	N/A	
---	--------	--	------	-------	-----	------	-----	------	-----	-----	--

**2013**

911 SERIES

H6 3.4L 3436cc		A	100372	N/A	N/A			230065	N/A	N/A	2
H6 3.8L 3800cc		B	100372	N/A	N/A	9330(2)	N/A	4202	N/A	N/A	2
H6 3.8L 3824cc Turbo		D	100372	N/A	N/A	9330(2)	N/A	4202	N/A	N/A	2

BOXSTER

H6 2.7L 2687cc		A	7070	N/A	N/A	201163(2)	N/A	4202	N/A	N/A	2
----------------	--	---	------	-----	-----	-----------	-----	------	-----	-----	---

BOXSTER S

H6 3.4L 3387cc		B	7070	N/A	N/A	9015	N/A	4202	N/A	N/A	2
----------------	--	---	------	-----	-----	------	-----	------	-----	-----	---

N/A = Not Available N/R = Not Required N/S = Not Servicable For cabin air locator chart, see pages 5-12 See pages 13-16 for footnotes

1) ProSelect - Normal Driving - Traditional Change Intervals 2) NAPA Gold - Severe Driving - OE Recommended intervals 3) NAPA Platinum - Harsh Driving - OE Recommend Intervals

N/A = Non disponible N/R = Non nécessaire N/S = Non réparable Voir le tableau des filtres et d'habitacle aux pages 5-12 Voir pages 13-16 pour des notes

1) NAPA ProSelect et Argent - Conduite normale - Intervalles normaux de remplacement 2) NAPA Or - Conduite difficile - Intervalles recommandés par FEO 3) NAPA Platine - Conduite très difficile - Intervalles recommandés par FEO

N/A = No disponible N/R = No requerido N/S = No Servicable Para el aire de la cabina y tabla de localización de filtro, consulte las páginas 5-12 Ver las páginas 13-16 para las notas al pie de página

1) NAPA ProSelect y Plata - Manejo normal - Intervalos normales de cambio 2) NAPA Oro - Manejo difícil - Intervalos recomendados por el OEM 3) NAPA Platino - Manejo muy difícil - Intervalos recomendados por el OEM

*Italicized Part Numbers May Not Be Available.*

Las piezas con números en *italicas* pueden no estar disponibles.  
Les numéros de pièce en *italiques* peuvent ne pas être disponibles.





## Pass Car Light Truck - Oil - Air - Cabin

PORSCHE 2013-2011

Year/Anio/Année Model/Modelo/Modele Engine/Motor/Moteur	Eng. Code Código de motor Code moteur	VIN NIV NIV									Loc. Cabin Air Cabina Aire Cabine Air
			GOLD Oil Aceite Huile	ProSelect Oil Aceite Huile	Platinum Oil Aceite Huile	GOLD Air Aire Air	ProSelect Air Aire Air	GOLD Cabin Air Cabina Aire Cabine Air	ProSelect Cabin Air Cabina Aire Cabine Air	Platinum Cabin Air Cabina Aire Cabine Air	

## PORSCHE (Cont'd/Suite)

## 2013 (Cont'd/Suite)

## CAYENNE

V6 3.6L 3597cc	M55.02	A	7462	27462	N/A	2859	22859	4631	224631	N/A	4
V8 4.8L 4806cc	M48.20	B	100372	N/A	N/A	2859(2)	N/A	4631	224631	N/A	4
V8 4.8L 4806cc Turbo	M48.70	C	100372	N/A	N/A	2859(2)	N/A	4631	224631	N/A	4

## CAYENNE DIESEL

V6 3.0L 2967cc Turbo Diesel	MCN.RB		100008	N/A	N/A	2859	22859	4631	224631	N/A	
-----------------------------	--------	--	--------	-----	-----	------	-------	------	--------	-----	--

## CAYENNE S HYBRID

V6 3.0L 2997cc 183 CID Super Charged Electric/Gas	M06.EC	E	7204	27204	N/A	2859	22859	4631	224631	N/A	
---	--------	---	------	-------	-----	------	-------	------	--------	-----	--

## PANAMERA

V6 3.6L 3605cc	M46.20		100372	N/A	N/A	9055	N/A	4110	N/A	N/A	4
V8 4.8L 4806cc	M48.20		100372	N/A	N/A	9055	N/A	4110	N/A	N/A	4
V8 4.8L 4806cc Turbo	M48.70		100372	N/A	N/A	9055	N/A	4110	N/A	N/A	4

## PANAMERA HYBRID

V6 3.0L 2997cc 183 CID Super Charged Electric/Gas	M06.EC		7204	27204	N/A	9055	N/A	4110	N/A	N/A	
---	--------	--	------	-------	-----	------	-----	------	-----	-----	--

## 2012

## 911 SERIES

H6 3.4L 3436cc			100372	N/A	N/A	200518(2)	N/A	4255	N/A	N/A	
H6 3.6L 3614cc		A	100372	N/A	N/A	9330(2)	N/A	4202	N/A	N/A	2
H6 3.8L 3800cc		B	100372	N/A	N/A			4202	N/A	N/A	2
H6 3.8L 3824cc Turbo		D	100372	N/A	N/A	201059	N/A	4202	N/A	N/A	2

## BOXSTER

H6 2.9L 2893cc		A	7070	N/A	N/A	9015	N/A	4202	N/A	N/A	2
----------------	--	---	------	-----	-----	------	-----	------	-----	-----	---

## BOXSTER S

H6 3.4L 3387cc		B	7070	N/A	N/A	9015	N/A	4202	N/A	N/A	2
----------------	--	---	------	-----	-----	------	-----	------	-----	-----	---

## CAYENNE

V6 3.0L 2967cc Diesel (Mex.)						2859	22859	N/A	N/A	N/A	
V6 3.6L 3597cc	M55.02	A	7462	27462	N/A	2859	22859	4631	224631	N/A	4
V8 4.8L 4806cc	M48.20	B	100372	N/A	N/A	2859(2)	N/A	4631	224631	N/A	4
V8 4.8L 4806cc Turbo	M48.70	C	100372	N/A	N/A	2859(2)	N/A	4631	224631	N/A	4

## CAYENNE S HYBRID

V6 3.0L 2997cc 183 CID Super Charged Electric/Gas	M06.EC	E	7204	27204	N/A	2859	22859	4631	224631	N/A	
---	--------	---	------	-------	-----	------	-------	------	--------	-----	--

## CAYMAN

H6 2.9L 2893cc		A	7070	N/A	N/A	9015	N/A	4202	N/A	N/A	2
----------------	--	---	------	-----	-----	------	-----	------	-----	-----	---

## CAYMAN R

H6 3.4L 3387cc			7070	N/A	N/A	9015	N/A	4202	N/A	N/A	2
----------------	--	--	------	-----	-----	------	-----	------	-----	-----	---

## CAYMAN S

H6 3.4L 3387cc		B	7070	N/A	N/A	9015	N/A	4202	N/A	N/A	2
----------------	--	---	------	-----	-----	------	-----	------	-----	-----	---

## PANAMERA

V6 3.6L 3605cc	M46.20		100372	N/A	N/A	9055	N/A	4110	N/A	N/A	4
V8 4.8L 4806cc	M48.20		100372	N/A	N/A	9055	N/A	4110	N/A	N/A	4
V8 4.8L 4806cc Turbo	M48.70		100372	N/A	N/A	9055	N/A	4110	N/A	N/A	4

## PANAMERA HYBRID

V6 3.0L 2997cc 183 CID Super Charged Electric/Gas	MCG.FA	D	7204	27204	N/A	9055	N/A	4110	N/A	N/A	
---	--------	---	------	-------	-----	------	-----	------	-----	-----	--

## 2011

## 911 GT2

H6 3.6L 3596cc Turbo			7211	27211	N/A			4202	N/A	N/A	2
----------------------	--	--	------	-------	-----	--	--	------	-----	-----	---

N/A = Not Available N/R = Not Required N/S = Not Servicable For cabin air locator chart, see pages 5-12 See pages 13-16 for footnotes

1) ProSelect - Normal Driving - Traditional Change Intervals 2) NAPA Gold - Severe Driving - OE Recommended intervals 3) NAPA Platinum - Harsh Driving - OE Recommend Intervals

N/A = Non disponible N/R = Non nécessaire N/S = Non réparable Voir le tableau des filtres et d'habitacle aux pages 5-12 Voir pages 13-16 pour des notes

1) NAPA ProSelect et Argent - Conduite normale - Intervalles normaux de remplacement 2) NAPA Or - Conduite difficile - Intervalles recommandés par FEO 3) NAPA Platine - Conduite très difficile - Intervalles recommandés par FEO

N/A = No disponible N/R = No requerido N/S = No Servicable Para el aire de la cabina y tabla de localización de filtro, consulte las páginas 5-12 Ver las páginas 13-16 para las notas al pie de página

1) NAPA ProSelect y Plata - Manejo normal - Intervalos normales de cambio 2) NAPA Oro - Manejo difícil - Intervalos recomendados por el OEM 3) NAPA Platino - Manejo muy difícil - Intervalos recomendados por el OEM

*Italicized Part Numbers May Not Be Available.*

Las piezas con números en *italicas* pueden no estar disponibles.

Les numéros de pièce en *italiques* peuvent ne pas être disponibles.

P  
a  
s  
s  
C  
a  
r  
L  
i  
g  
h  
t  
T  
r  
u  
c  
k  
O  
i  
l  
-  
A  
i  
r  
-  
C  
a  
b  
i  
n



PORSCHE 2011-2010

Pass Car Light Truck - Oil - Air - Cabin

Year/Año/Année Model/Modelo/Modele Engine/Motor/Moteur	Eng. Code Código de motor Code moteur	VIN NIV NIV	GOLD Oil Aceite Huile	ProSelect Oil Aceite Huile	Platinum Oil Aceite Huile	GOLD Air Aire Air	ProSelect Air Aire Air	GOLD Cabin Air Cabina Aire Cabine Air	ProSelect Cabin Air Cabina Aire Cabine Air	Platinum Cabin Air Cabina Aire Cabine Air	Loc. Cabin Air Cabina Aire Cabine Air
--	---	-------------------	--------------------------------	-------------------------------------	------------------------------------	----------------------------	---------------------------------	--	---	--	--

PORSCHE (Cont'd/Suite)

**2011** (Cont'd/Suite)

911 GT3

H6 3.8L 3800cc		B	7211	27211	N/A			4202	N/A	N/A	2
----------------	--	---	------	-------	-----	--	--	------	-----	-----	---

911 GT3 RS 4.0

H6 4.0L 3996cc			7211	27211	N/A			4202	N/A	N/A	2
----------------	--	--	------	-------	-----	--	--	------	-----	-----	---

911 SERIES

H6 3.6L 3614cc		A	100372	N/A	N/A	9330(2)	N/A	4202	N/A	N/A	2
H6 3.8L 3800cc		B	7211	27211	N/A			4202	N/A	N/A	2
H6 3.8L 3824cc Turbo		D	100372	N/A	N/A	201059	N/A	4202	N/A	N/A	2

BOXSTER

H6 2.9L 2893cc		A	7070	N/A	N/A	9015	N/A	4202	N/A	N/A	2
----------------	--	---	------	-----	-----	------	-----	------	-----	-----	---

BOXSTER S

H6 3.4L 3387cc		B	7070	N/A	N/A	9015	N/A	4202	N/A	N/A	2
----------------	--	---	------	-----	-----	------	-----	------	-----	-----	---

CAYENNE

V6 3.0L 2967cc Diesel (Mex.)						2859	22859	N/A	N/A	N/A	
V6 3.6L 3597cc	M55.02	A	1212	21212	N/A	2859	22859	4631	224631	N/A	4
V8 4.8L 4806cc	M48.02	B	100372	N/A	N/A	2859(2)	N/A	4631	224631	N/A	4
V8 4.8L 4806cc Turbo	M48.52	C	100372	N/A	N/A	2859(2)	N/A	4631	224631	N/A	4

CAYENNE S HYBRID

V6 3.0L 2997cc 183 CID Super Charged Electric/Gas	M06.EC	E	7204	27204	N/A	2859(2)	N/A	4631	224631	N/A	
---	--------	---	------	-------	-----	---------	-----	------	--------	-----	--

CAYMAN

H6 2.9L 2893cc		A	7070	N/A	N/A	9015	N/A	4202	N/A	N/A	2
----------------	--	---	------	-----	-----	------	-----	------	-----	-----	---

CAYMAN R

H6 3.4L 3387cc (Mex.)			7071	N/A	N/A	2859	22859	N/A	N/A	N/A	
-----------------------	--	--	------	-----	-----	------	-------	-----	-----	-----	--

CAYMAN S

H6 3.4L 3387cc		B	7070	N/A	N/A	9015	N/A	4202	N/A	N/A	2
----------------	--	---	------	-----	-----	------	-----	------	-----	-----	---

PANAMERA

V6 3.6L 3605cc	M46.20		100372	N/A	N/A	9055	N/A	4110	N/A	N/A	4
V8 4.8L 4806cc	M48.20		100372	N/A	N/A	9055	N/A	4110	N/A	N/A	4
V8 4.8L 4806cc Turbo	M48.70		100372	N/A	N/A	9055	N/A	4110	N/A	N/A	4

**2010**

911 GT3

H6 3.8L 3800cc			7211	27211	N/A			4202	N/A	N/A	2
----------------	--	--	------	-------	-----	--	--	------	-----	-----	---

911 SERIES

H6 3.6L 3614cc			100372	N/A	N/A	9330(2)	N/A	4202	N/A	N/A	2
H6 3.8L 3800cc			100372	N/A	N/A	9330(2)	N/A	4202	N/A	N/A	2
H6 3.8L 3824cc Turbo			100372	N/A	N/A	201059	N/A	4202	N/A	N/A	2

BOXSTER

H6 2.9L 2893cc			7070	N/A	N/A	9015	N/A	4202	N/A	N/A	2
----------------	--	--	------	-----	-----	------	-----	------	-----	-----	---

BOXSTER S

H6 3.4L 3387cc			7070	N/A	N/A	9015	N/A	4202	N/A	N/A	2
----------------	--	--	------	-----	-----	------	-----	------	-----	-----	---

CAYENNE

V6 3.6L 3597cc 219 CID	M55.01	A	1212	21212	N/A	2859	22859	4631	224631	N/A	4
V8 4.8L 4806cc	M48.01	B	100372	N/A	N/A	2859(2)	N/A	4631	224631	N/A	4
	M48.01	D	100372	N/A	N/A	2859(2)	N/A	4631	224631	N/A	4
V8 4.8L 4806cc Turbo	M48.51	C	100372	N/A	N/A	2859(2)	N/A	4631	224631	N/A	4

CAYMAN

H6 2.9L 2893cc			7070	N/A	N/A	9015	N/A	4202	N/A	N/A	2
----------------	--	--	------	-----	-----	------	-----	------	-----	-----	---

CAYMAN S

H6 3.4L 3387cc			7070	N/A	N/A	9015	N/A	4202	N/A	N/A	2
----------------	--	--	------	-----	-----	------	-----	------	-----	-----	---

N/A = Not Available N/R = Not Required N/S = Not Servicable For cabin air locator chart, see pages 5-12 See pages 13-16 for footnotes

1) ProSelect - Normal Driving - Traditional Change Intervals 2) NAPA Gold - Severe Driving - OE Recommended intervals 3) NAPA Platinum - Harsh Driving - OE Recommend Intervals

N/A = Non disponible N/R = Non nécessaire N/S = Non réparable Voir le tableau des filtres et d'habitacle aux pages 5-12 Voir pages 13-16 pour des notes

1) NAPA ProSelect et Argent - Conduite normale - Intervalles normaux de remplacement 2) NAPA Or - Conduite difficile - Intervalles recommandés par FEO 3) NAPA Platine - Conduite très difficile - Intervalles recommandés par FEO

N/A = No disponible N/R = No requerido N/S = No Servicable Para el aire de la cabina y tabla de localización de filtro, consulte las páginas 5-12 Ver las páginas 13-16 para las notas al pie de página

1) NAPA ProSelect y Plata - Manejo normal - Intervalos normales de cambio 2) NAPA Oro - Manejo difícil - Intervalos recomendados por el OEM 3) NAPA Platino - Manejo muy difícil - Intervalos recomendados por el OEM

*Italicized Part Numbers May Not Be Available.*

Las piezas con números en *italicas* pueden no estar disponibles.  
Les numéros de pièce en *italiques* peuvent ne pas être disponibles.



Pass Car Light Truck - Oil - Air - Cabin

PORSCHE 2010-2007

Year/Año/Année Model/Modelo/Modèle Engine/Motor/Moteur	Eng. Code Código de motor Code moteur	VIN NIV NIV									Loc. Cabin Air Cabina Aire Cabine Air
			GOLD Oil Aceite Huile	ProSelect Oil Aceite Huile	Platinum Oil Aceite Huile	GOLD Air Aire Air	ProSelect Air Aire Air	GOLD Cabin Air Cabina Aire Cabine Air	ProSelect Cabin Air Cabina Aire Cabine Air	Platinum Cabin Air Cabina Aire Cabine Air	

PORSCHE (Cont'd/Suite)

**2010** (Cont'd/Suite)

PANAMERA

V8 4.8L 4806cc	M48.20		100372	N/A	N/A	9055	N/A	4110	N/A	N/A	4
	M48.40		100372	N/A	N/A	9055	N/A	4110	N/A	N/A	4
V8 4.8L 4806cc Turbo	M48.70		100372	N/A	N/A	9055	N/A	4110	N/A	N/A	4

**2009**

911 GT2

H6 3.6L 3596cc Turbo			7211	27211	N/A	N/A	N/A	4202	N/A	N/A	2
----------------------	--	--	------	-------	-----	-----	-----	------	-----	-----	---

911 SERIES

H6 3.6L 3596cc Turbo			100372	N/A	N/A	9330(2)	N/A	4202	N/A	N/A	2
H6 3.6L 3614cc			100372	N/A	N/A	9330(2)	N/A	4202	N/A	N/A	2
H6 3.8L 3800cc			100372	N/A	N/A	9330(2)	N/A	4202	N/A	N/A	2

BOXSTER

H6 2.9L 2893cc			7070	N/A	N/A	9015	N/A	4202	N/A	N/A	2
----------------	--	--	------	-----	-----	------	-----	------	-----	-----	---

BOXSTER S

H6 3.4L 3387cc			7070	N/A	N/A	9015	N/A	4202	N/A	N/A	2
----------------	--	--	------	-----	-----	------	-----	------	-----	-----	---

CAYENNE

V6 3.6L 3597cc 219 CID	M55.01	A	1212	21212	N/A	2859	22859	4631	224631	N/A	4
V8 4.8L 4806cc	M48.01	B	100372	N/A	N/A	2859(2)	N/A	4631	224631	N/A	4
	M48.01	D	100372	N/A	N/A	2859(2)	N/A	4631	224631	N/A	4
V8 4.8L 4806cc Turbo	M48.51	C	100372	N/A	N/A	2859(2)	N/A	4631	224631	N/A	4

CAYMAN

H6 2.9L 2893cc			7070	N/A	N/A	9015	N/A	4202	N/A	N/A	2
----------------	--	--	------	-----	-----	------	-----	------	-----	-----	---

CAYMAN S

H6 3.4L 3387cc			7070	N/A	N/A	9015	N/A	4202	N/A	N/A	2
----------------	--	--	------	-----	-----	------	-----	------	-----	-----	---

**2008**

911 GT2

H6 3.6L 3596cc Turbo			7211	27211	N/A	N/A	N/A	4202	N/A	N/A	2
----------------------	--	--	------	-------	-----	-----	-----	------	-----	-----	---

911 GT3

H6 3.6L 3598cc			7211	27211	N/A			4202	N/A	N/A	2
----------------	--	--	------	-------	-----	--	--	------	-----	-----	---

911 SERIES

H6 3.6L 3596cc			7211	27211	N/A	200897	N/A	4202	N/A	N/A	2
H6 3.6L 3596cc Turbo			7211	27211	N/A	N/A	N/A	4202	N/A	N/A	2
H6 3.8L 3824cc			7211	27211	N/A	200897	N/A	4202	N/A	N/A	2

BOXSTER

H6 2.7L 2687cc			7211	27211	N/A	9015	N/A	4202	N/A	N/A	2
H6 3.4L 3387cc			7211	27211	N/A	9015	N/A	4202	N/A	N/A	2

CAYENNE

V6 3.6L 3597cc 219 CID	M55.01	A	1212	21212	N/A	2859	22859	4631	224631	N/A	4
V8 4.8L 4806cc	M48.01	B	100372	N/A	N/A	2859(2)	N/A	4631	224631	N/A	4
	M48.01	D	100372	N/A	N/A	2859(2)	N/A	4631	224631	N/A	4
V8 4.8L 4806cc Turbo	M48.51	C	100372	N/A	N/A	2859(2)	N/A	4631	224631	N/A	4

CAYMAN

H6 2.7L 2687cc			7211	27211	N/A	9015	N/A	4202	N/A	N/A	2
----------------	--	--	------	-------	-----	------	-----	------	-----	-----	---

CAYMAN S

H6 3.4L 3387cc			7211	27211	N/A	9015	N/A	4202	N/A	N/A	2
----------------	--	--	------	-------	-----	------	-----	------	-----	-----	---

**2007**

911 GT3

H6 3.6L 3598cc			7211	27211	N/A			4202	N/A	N/A	2
----------------	--	--	------	-------	-----	--	--	------	-----	-----	---

N/A = Not Available N/R = Not Required N/S = Not Servicable For cabin air locator chart, see pages 5-12 See pages 13-16 for footnotes

1) ProSelect - Normal Driving - Traditional Change Intervals 2) NAPA Gold - Severe Driving - OE Recommended intervals 3) NAPA Platinum - Harsh Driving - OE Recommend Intervals

N/A = Non disponible N/R = Non nécessaire N/S = Non réparable Voir le tableau des filtres et d'habitacle aux pages 5-12 Voir pages 13-16 pour des notes

1) NAPA ProSelect et Argent - Conduite normale - Intervalles normaux de remplacement 2) NAPA Or - Conduite difficile - Intervalles recommandés par FEO 3) NAPA Platine - Conduite très difficile - Intervalles recommandés par FEO

N/A = No disponible N/R = No requerido N/S = No Servicable Para el aire de la cabina y tabla de localización de filtro, consulte las páginas 5-12 Ver las páginas 13-16 para las notas al pie de página

1) NAPA ProSelect y Plata - Manejo normal - Intervalos normales de cambio 2) NAPA Oro - Manejo difícil - Intervalos recomendados por el OEM 3) NAPA Platino - Manejo muy difícil - Intervalos recomendados por el OEM

*Italicized Part Numbers May Not Be Available.*

Las piezas con números en *italicas* pueden no estar disponibles.

Les numéros de pièce en *italiques* peuvent ne pas être disponibles.

P  
a  
s  
s  
C  
a  
r  
L  
i  
g  
h  
t  
T  
r  
u  
c  
k  
O  
i  
l  
-  
A  
i  
r  
-  
C  
a  
b  
i  
n



PORSCHE 2007-2004

Pass Car Light Truck - Oil - Air - Cabin

Year/Año/Année Model/Modelo/Modele Engine/Motor/Moteur	Eng. Code Código de motor Code moteur	VIN NIV NIV	GOLD Oil Aceite Huile	ProSelect Oil Aceite Huile	Platinum Oil Aceite Huile	GOLD Air Aire Air	ProSelect Air Aire Air	GOLD Cabin Air Cabina Aire Cabine Air	ProSelect Cabin Air Cabina Aire Cabine Air	Platinum Cabin Air Cabina Aire Cabine Air	Loc. Cabin Air Cabina Aire Cabine Air
--	---	-------------------	--------------------------------	-------------------------------------	------------------------------------	----------------------------	---------------------------------	--	---	--	--

PORSCHE (Cont'd/Suite)

**2007** (Cont'd/Suite)

911 SERIES

H6 3.6L 3596cc			7211	27211	N/A	200897	N/A	4202	N/A	N/A	2
H6 3.6L 3596cc Turbo			7211	27211	N/A	N/A	N/A	4202	N/A	N/A	2
H6 3.8L 3824cc			7211	27211	N/A	N/A	N/A	4202	N/A	N/A	2

BOXSTER

H6 2.7L 2687cc			7211	27211	N/A	9015	N/A	4202	N/A	N/A	2
----------------	--	--	------	-------	-----	------	-----	------	-----	-----	---

BOXSTER S

H6 3.4L 3387cc			7211	27211	N/A	9015	N/A	4202	N/A	N/A	2
----------------	--	--	------	-------	-----	------	-----	------	-----	-----	---

CAYMAN

H6 2.7L 2687cc			7211	27211	N/A	9015	N/A	4202	N/A	N/A	2
----------------	--	--	------	-------	-----	------	-----	------	-----	-----	---

CAYMAN S

H6 3.4L 3387cc			7211	27211	N/A	9015	N/A	4202	N/A	N/A	2
----------------	--	--	------	-------	-----	------	-----	------	-----	-----	---

**2006**

911 SERIES

H6 3.6L 3596cc		A	7211	27211	N/A	200897	N/A	4202	N/A	N/A	2
H6 3.8L 3800cc		B	7211	27211	N/A	200897	N/A	4202	N/A	N/A	2

BOXSTER

H6 2.7L 2687cc		A	7211	27211	N/A	9015	N/A	4202	N/A	N/A	2
H6 3.2L 3179cc		B	7211	27211	N/A	9015	N/A	4202	N/A	N/A	2

CARRERA GT

V10 5.7L 5733cc	M80.01		7211	27211	N/A	N/A	N/A	N/A	N/A	N/A	
-----------------	--------	--	------	-------	-----	-----	-----	-----	-----	-----	--

CAYENNE

V6 3.2L 3189cc		A	1212	21212	N/A	2859	22859	4631	224631	N/A	4
V8 4.5L 4511cc		B	7211	27211	N/A	2859(2)	N/A	4631	224631	N/A	4
V8 4.5L 4511cc Turbo		C	7211	27211	N/A	2859(2)	N/A	4631	224631	N/A	4

CAYMAN S

H6 3.4L 3387cc		B	7211	27211	N/A	9015	N/A	4202	N/A	N/A	2
----------------	--	---	------	-------	-----	------	-----	------	-----	-----	---

**2005**

911 SERIES

H6 3.6L 3596cc			7211	27211	N/A	200897	N/A	4202	N/A	N/A	2
H6 3.6L 3606cc			7211	27211	N/A			4202	N/A	N/A	2
H6 3.6L 3606cc Turbo			7211	27211	N/A			4202	N/A	N/A	2
H6 3.8L 3824cc			7211	27211	N/A	200897	N/A	4202	N/A	N/A	2

BOXSTER

H6 2.7L 2687cc			7211	27211	N/A	9015	N/A	4202	N/A	N/A	2
H6 3.2L 3179cc			7211	27211	N/A	9015	N/A	4202	N/A	N/A	2

CARRERA GT

V10 5.7L 5733cc	M80.01		7211	27211	N/A	N/A	N/A	N/A	N/A	N/A	
-----------------	--------	--	------	-------	-----	-----	-----	-----	-----	-----	--

CAYENNE

V6 3.2L 3189cc 195 CID		A	1212	21212	N/A	2859	22859	4631 <sup>78</sup>	224631 <sup>78</sup>	N/A <sup>78</sup>	4
V8 4.5L 4511cc		B	7211	27211	N/A	2859(2)	N/A	4631 <sup>78</sup>	224631 <sup>78</sup>	N/A <sup>78</sup>	4
V8 4.5L 4511cc Turbo		C	7211	27211	N/A	2859(2)	N/A	4631 <sup>78</sup>	224631 <sup>78</sup>	N/A <sup>78</sup>	4

**2004**

911 SERIES

H6 3.6L 3596cc			7211	27211	N/A	200897	N/A	4202	N/A	N/A	2
H6 3.6L 3606cc			7211	27211	N/A	200897	N/A	4202	N/A	N/A	2
H6 3.6L 3606cc Turbo			7211	27211	N/A			4202	N/A	N/A	2

BOXSTER

H6 2.7L 2687cc			7211	27211	N/A	2475	N/A	4202	N/A	N/A	2
----------------	--	--	------	-------	-----	------	-----	------	-----	-----	---

N/A = Not Available N/R = Not Required N/S = Not Servicable For cabin air locator chart, see pages 5-12 See pages 13-16 for footnotes

1) ProSelect - Normal Driving - Traditional Change Intervals 2) NAPA Gold - Severe Driving - OE Recommended intervals 3) NAPA Platinum - Harsh Driving - OE Recommend Intervals

N/A = Non disponible N/R = Non nécessaire N/S = Non réparable Voir le tableau des filtres et d'habitacle aux pages 5-12 Voir pages 13-16 pour des notes

1) NAPA ProSelect et Argent - Conduite normale - Intervalles normaux de remplacement 2) NAPA Or - Conduite difficile - Intervalles recommandés par FEO 3) NAPA Platine - Conduite très difficile - Intervalles recommandés par FEO

N/A = No disponible N/R = No requerido N/S = No Servicable Para el aire de la cabina y tabla de localización de filtro, consulte las páginas 5-12 Ver las páginas 13-16 para las notas al pie de página

1) NAPA ProSelect y Plata - Manejo normal - Intervalos normales de cambio 2) NAPA Oro - Manejo difícil - Intervalos recomendados por el OEM 3) NAPA Platino - Manejo muy difícil - Intervalos recomendados por el OEM

*Italicized Part Numbers May Not Be Available.*

Las piezas con números en *italicas* pueden no estar disponibles.  
Les numéros de pièce en *italiques* peuvent ne pas être disponibles.



Pass Car Light Truck - Oil - Air - Cabin

PORSCHE 2004 —  
RAM 2023

Year/Año/Année Model/Modelo/Modèle Engine/Motor/Moteur	Eng. Code Código de motor Code moteur	VIN NIV NIV	GOLD Oil Aceite Huile	ProSelect Oil Aceite Huile	Platinum Oil Aceite Huile	GOLD Air Aire Air	ProSelect Air Aire Air	GOLD Cabin Air Cabina Aire Cabine Air	ProSelect Cabin Air Cabina Aire Cabine Air	Platinum Cabin Air Cabina Aire Cabine Air	Loc. Cabin Air Cabina Aire Cabine Air
--	---	-------------------	--------------------------------	-------------------------------------	------------------------------------	----------------------------	---------------------------------	--	---	--	--

PORSCHE (Cont'd/Suite)

**2004** (Cont'd/Suite)

BOXSTER (Cont'd/Suite)

H6 3.2L 3179cc			7211	27211	N/A	2475	N/A	4202	N/A	N/A	2
----------------	--	--	------	-------	-----	------	-----	------	-----	-----	---

CARRERA GT

V10 5.7L 5733cc	M80.01		7211	27211	N/A	200897	N/A	N/A	N/A	N/A	
-----------------	--------	--	------	-------	-----	--------	-----	-----	-----	-----	--

CAYENNE

V6 3.2L 3189cc 195 CID		A	7211	21212	N/A	2859	22859	4631	224631	N/A	4
V8 4.5L 4511cc		B	7211	27211	N/A	2859(2)	N/A	4631	224631	N/A	4
V8 4.5L 4511cc Turbo		C	7211	27211	N/A	2859(2)	N/A	4631	224631	N/A	4

**2003**

911 SERIES

H6 3.6L 3596cc		A	7211	27211	N/A	200897	N/A	4202	N/A	N/A	2
H6 3.6L 3606cc Turbo		B	7211	27211	N/A			4202	N/A	N/A	2

BOXSTER

H6 2.7L 2687cc		A	7211	27211	N/A	2475	N/A	4202	N/A	N/A	2
H6 3.2L 3179cc		B	7211	27211	N/A	2475	N/A	4202	N/A	N/A	2

CAYENNE

V8 4.5L 4511cc		B	7211	27211	N/A	2859(2)	N/A	4631	224631	N/A	4
V8 4.5L 4511cc Turbo		C	7211	27211	N/A	2859(2)	N/A	4631	224631	N/A	4

**2002**

911 SERIES

H6 3.6L 3596cc		A	7211	27211	N/A	200897	N/A	4202	N/A	N/A	2
H6 3.6L 3606cc Turbo		B	7211	27211	N/A			4202	N/A	N/A	2

BOXSTER

H6 2.7L 2687cc		A	7211	27211	N/A	2475	N/A	4202	N/A	N/A	2
H6 3.2L 3179cc		B	7211	27211	N/A	2475	N/A	4202	N/A	N/A	2

**2001**

911 SERIES

H6 3.4L 3387cc		A	7211	27211	N/A	200897	N/A	4202	N/A	N/A	2
H6 3.6L 3606cc Turbo		C	7211	27211	N/A			4202	N/A	N/A	2

BOXSTER

H6 2.7L 2687cc		A	7211	27211	N/A	2475	N/A	4202	N/A	N/A	2
H6 3.2L 3179cc		B	7211	27211	N/A	2475	N/A	4202	N/A	N/A	2

RAM

**2023**

1500

V6 3.0L 3000CC 183CID Turbo Diesel		M	100614	N/A	N/A	2725	22725	4579	224579	N/A	
V6 3.6L 3600CC 220CID eTorque Electric/Gas	eTorque		100010	2100010	4100010	2725FR 2725	N/A 22725	4579	224579	N/A	
V8 5.7L 5700CC 345CID			7060 <sup>53</sup>	27060 <sup>70</sup>	47060	2725	22725	4579	224579	N/A	

1500 Classic

V6 3.6L 3604cc 220 CID Flex	ERB		100010	2100010	4100010	2725	22725	4579	224579	N/A	
V8 5.7L 345 CID	EZH	T	7060 <sup>53</sup>	27060 <sup>70</sup>	47060	2725	22725	4579	224579	N/A	

1500 eTorque Hybrid

V6 3.6L 3600CC 220CID eTorque Electric/Gas	eTorque		100010	2100010	4100010	2725 2725FR <sup>360</sup> 2725	22725 N/A <sup>360</sup> 22725	4579	224579	N/A	
V8 5.7L 5700CC 345CID			7060 <sup>53</sup>	27060 <sup>70</sup>	47060	2725	22725	4579	224579	N/A	

N/A = Not Available N/R = Not Required N/S = Not Servicable For cabin air locator chart, see pages 5-12 See pages 13-16 for footnotes

1) ProSelect - Normal Driving - Traditional Change Intervals 2) NAPA Gold - Severe Driving - OE Recommended intervals 3) NAPA Platinum - Harsh Driving - OE Recommend Intervals

N/A = Non disponible N/R = Non nécessaire N/S = Non réparable Voir le tableau des filtres et d'habitacle aux pages 5-12 Voir pages 13-16 pour des notes

1) NAPA ProSelect et Argent - Conduite normale - Intervalles normaux de remplacement 2) NAPA Or - Conduite difficile - Intervalles recommandés par FEO 3) NAPA Platine - Conduite très difficile - Intervalles recommandés par FEO

N/A = No disponible N/R = No requerido N/S = No Servicable Para el aire de la cabina y tabla de localización de filtro, consulte las páginas 5-12 Ver las páginas 13-16 para las notas al pie de página

1) NAPA ProSelect y Plata - Manejo normal - Intervallos normales de cambio 2) NAPA Oro - Manejo difícil - Intervallos recomendados por el OEM 3) NAPA Platino - Manejo muy difícil - Intervallos recomendados por el OEM

*Italicized Part Numbers May Not Be Available.*

Las piezas con números en *italicas* pueden no estar disponibles.

Les numéros de pièce en *italiques* peuvent ne pas être disponibles.

P  
a  
s  
s  
C  
a  
r  
L  
i  
g  
h  
t  
T  
r  
u  
c  
k  
O  
i  
l  
-  
A  
i  
r  
-  
C  
a  
b  
i  
n



RAM 2023-2022

## Pass Car Light Truck - Oil - Air - Cabin

Year/Año/Année Model/Modelo/Modele Engine/Motor/Moteur	Eng. Code Código de motor Code moteur	VIN NIV NIV	GOLD Oil Aceite Huile	ProSelect Oil Aceite Huile	Platinum Oil Aceite Huile	GOLD Air Aire Air	ProSelect Air Aire Air	GOLD Cabin Air Cabina Aire Cabine Air	ProSelect Cabin Air Cabina Aire Cabine Air	Platinum Cabin Air Cabina Aire Cabine Air	Loc. Cabin Air Cabina Aire Cabine Air
--	---	-------------------	--------------------------------	-------------------------------------	------------------------------------	----------------------------	---------------------------------	--	---	--	--

## RAM (Cont'd/Suite)

## 2023 (Cont'd/Suite)

## 1500 TRX

V8 6.2L 6200CC 378CID Super Charged			7899 <sup>53</sup>	27899 <sup>70</sup>	47899	N/A	N/A	4579	224579	N/A	
-------------------------------------	--	--	--------------------	---------------------	-------	-----	-----	------	--------	-----	--

## 2500

L6 6.7L 408 CID Turbo Diesel	ETK	L	7620 <sup>53</sup>	27620 <sup>70</sup>	47620	6930 <sup>155</sup> 6930FR <sup>360</sup>	26930 <sup>155</sup> N/A <sup>360</sup>	4579	224579	N/A	
V8 6.4L 6424cc 392 CID	ESA	J	7060 <sup>53</sup>	27060 <sup>70</sup>	47060	6930	26930	4579	224579	N/A	

## 3500

L6 6.7L 408 CID Turbo Diesel	ETK	L	7620 <sup>53</sup>	27620 <sup>70</sup>	47620	6930 6930FR <sup>360</sup>	26930 N/A <sup>360</sup>	4579	224579	N/A	
V8 6.4L 6424cc 392 CID	ESA	J	7060 <sup>53</sup>	27060 <sup>70</sup>	47060	N/A	N/A	4579	224579	N/A	

## 4500 HD

L6 6.7L 408 CID Turbo Diesel	ETK	L	7620 <sup>53</sup>	27620 <sup>70</sup>	47620	6930 6930FR <sup>360</sup>	26930 N/A <sup>360</sup>	4579	224579	N/A	
V8 6.4L 6424cc 392 CID	ESA	J	7060 <sup>53</sup>	27060 <sup>70</sup>	47060	6930	26930	4579	224579	N/A	

## 5500 HD

L6 6.7L 408 CID Turbo Diesel	ETK	L	7620 <sup>53</sup>	27620 <sup>70</sup>	47620	6930 6930FR <sup>360</sup>	26930 N/A <sup>360</sup>	4579	224579	N/A	
V8 6.4L 6424cc 392 CID	ESA	J	7060 <sup>53</sup>	27060 <sup>70</sup>	47060	6930	26930	4579	224579	N/A	

## PROMASTER 1500

V6 3.6L 3604cc 220 CID Flex		G	100010	2100010	4100010	200304	2200304	230263	N/A	N/A	
-----------------------------	--	---	--------	---------	---------	--------	---------	--------	-----	-----	--

## PROMASTER 2500

V6 3.6L 3604cc 220 CID Flex		G	100010	2100010	4100010	200304	2200304	230263	N/A	N/A	
-----------------------------	--	---	--------	---------	---------	--------	---------	--------	-----	-----	--

## PROMASTER 3500

V6 3.6L 3604cc 220 CID Flex		G	100010	2100010	4100010	200304	2200304	230263	N/A	N/A	
-----------------------------	--	---	--------	---------	---------	--------	---------	--------	-----	-----	--

## PROMASTER CITY

L4 2.4L			7060 <sup>53</sup>	27060 <sup>70</sup>	47060	200337	2200337	239320	N/A	N/A	
---------	--	--	--------------------	---------------------	-------	--------	---------	--------	-----	-----	--

## 2022

## 1500

V6 3.0L 3000CC 183CID Turbo Diesel		M	100614	N/A	N/A	2725	22725	4579	224579	N/A	
V6 3.6L 3600CC 220CID eTorque Electric/Gas	eTorque		100010	2100010	4100010	2725 2725	22725 22725	4579	224579	N/A	
V8 5.7L 5700CC 345CID			7060 <sup>53</sup>	27060 <sup>70</sup>	47060	2725	22725	4579	224579	N/A	

## 1500 Classic

V6 3.6L 3604cc 220 CID Flex	ERB		100010	2100010	4100010	2725 <sup>155</sup>	22725 <sup>155</sup>	4579	224579	N/A	
V8 5.7L 345 CID	EZH	T	7060 <sup>53</sup>	27060 <sup>70</sup>	47060	2725 2725FR <sup>360</sup>	22725 N/A <sup>360</sup>	4579	224579	N/A	

## 1500 eTorque Hybrid

V6 3.6L 3600CC 220CID eTorque Electric/Gas	eTorque		100010	2100010	4100010	2725 <sup>155</sup> 2725FR <sup>360</sup>	22725 <sup>155</sup> N/A <sup>360</sup>	4579	224579	N/A	
V8 5.7L 5700CC 345CID			7060 <sup>53</sup>	27060 <sup>70</sup>	47060	2725	22725	4579	224579	N/A	

## 1500 TRX

V8 6.2L 6200CC 378CID Super Charged			7899 <sup>53</sup>	27899 <sup>70</sup>	47899	N/A	N/A	4579	224579	N/A	
-------------------------------------	--	--	--------------------	---------------------	-------	-----	-----	------	--------	-----	--

## 2500

L6 6.7L 408 CID Turbo Diesel	ETK	L	7620 <sup>53</sup>	27620 <sup>70</sup>	47620	6930 <sup>155</sup> 6930FR <sup>360</sup>	26930 <sup>155</sup> N/A <sup>360</sup>	4579	224579	N/A	
V8 6.4L 6424cc 392 CID	ESA	J	7060 <sup>53</sup>	27060 <sup>70</sup>	47060	N/A	N/A	4579	224579	N/A	

## 3500

L6 6.7L 408 CID Turbo Diesel	ETK	L	7620 <sup>53</sup>	27620 <sup>70</sup>	47620	6930 <sup>155</sup> 6930FR <sup>360</sup>	26930 <sup>155</sup> N/A <sup>360</sup>	4579	224579	N/A	
V8 6.4L 6424cc 392 CID	ESA	J	7060 <sup>53</sup>	27060 <sup>70</sup>	47060	N/A	N/A	4579	224579	N/A	

N/A = Not Available N/R = Not Required N/S = Not Servicable For cabin air locator chart, see pages 5-12 See pages 13-16 for footnotes

1) ProSelect - Normal Driving - Traditional Change Intervals 2) NAPA Gold - Severe Driving - OE Recommended Intervals 3) NAPA Platinum - Harsh Driving - OE Recommend Intervals

N/A = Non disponible N/R = Non nécessaire N/S = Non réparable Voir le tableau des filtres et d'habitacle aux pages 5-12 Voir pages 13-16 pour des notes

1) NAPA ProSelect et Argent - Conduite normale - Intervalles normaux de remplacement 2) NAPA Or - Conduite difficile - Intervalles recommandés par FEO 3) NAPA Platine - Conduite très difficile - Intervalles recommandés par FEO

N/A = No disponible N/R = No requerido N/S = No Servicable Para el aire de la cabina y tabla de localización de filtro, consulte las páginas 5-12 Ver las páginas 13-16 para las notas al pie de página

1) NAPA ProSelect y Plata - Manejo normal - Intervallos normales de cambio 2) NAPA Oro - Manejo difícil - Intervallos recomendados por el OEM 3) NAPA Platino - Manejo muy difícil - Intervallos recomendados por el OEM

*Italicized Part Numbers May Not Be Available.*

Las piezas con números en *italicas* pueden no estar disponibles.  
Les numéros de pièce en *italiques* peuvent ne pas être disponibles.



Pass Car Light Truck - Oil - Air - Cabin

RAM 2022-2021

Year/Año/Année Model/Modelo/Modèle Engine/Motor/Moteur	Eng. Code Código de motor Code moteur	VIN NIV NIV	GOLD Oil Aceite Huile	ProSelect Oil Aceite Huile	Platinum Oil Aceite Huile	GOLD Air Aire Air	ProSelect Air Aire Air	GOLD Cabin Air Cabina Aire Cabine Air	ProSelect Cabin Air Cabina Aire Cabine Air	Platinum Cabin Air Cabina Aire Cabine Air	Loc. Cabin Air Cabina Aire Cabine Air
--	---	-------------------	--------------------------------	-------------------------------------	------------------------------------	----------------------------	---------------------------------	--	---	--	--

RAM (Cont'd/Suite)

**2022** (Cont'd/Suite)

4500 HD

L6 6.7L 408 CID Turbo Diesel	ETK	L	7620 <sup>53</sup>	27620 <sup>70</sup>	47620	6930 6930FR <sup>360</sup> 6930	26930 N/A <sup>360</sup> 26930	4579	224579	N/A	
V8 6.4L 6424cc 392 CID	ESA	J	7060 <sup>53</sup>	27060 <sup>70</sup>	47060			4579	224579	N/A	

5500 HD

L6 6.7L 408 CID Turbo Diesel	ETK	L	7620 <sup>53</sup>	27620 <sup>70</sup>	47620	6930 6930FR <sup>360</sup> 6930	26930 N/A <sup>360</sup> 26930	4579	224579	N/A	
V8 6.4L 6424cc 392 CID	ESA	J	7060 <sup>53</sup>	27060 <sup>70</sup>	47060			4579	224579	N/A	

PROMASTER 1500

V6 3.6L 3604cc 220 CID Flex		G	100010	2100010	4100010	200304	2200304	230263	N/A	N/A	
-----------------------------	--	---	--------	---------	---------	--------	---------	--------	-----	-----	--

PROMASTER 2500

V6 3.6L 3604cc 220 CID Flex		G	100010	2100010	4100010	200304	2200304	230263	N/A	N/A	
-----------------------------	--	---	--------	---------	---------	--------	---------	--------	-----	-----	--

PROMASTER 3500

V6 3.6L 3604cc 220 CID Flex		G	100010	2100010	4100010	200304	2200304	230263	N/A	N/A	
-----------------------------	--	---	--------	---------	---------	--------	---------	--------	-----	-----	--

PROMASTER CITY

L4 2.4L			7060 <sup>53</sup>	27060 <sup>70</sup>	47060	200337	2200337	239320	N/A	N/A	
---------	--	--	--------------------	---------------------	-------	--------	---------	--------	-----	-----	--

**2021**

1500

V6 3.0L 3000CC 183CID Turbo Diesel		M	100614	N/A	N/A	2725	22725	4579	224579	N/A	
V8 5.7L 345 CID	EZH	T	7060 <sup>53</sup>	27060 <sup>70</sup>	47060	2725 2725FR <sup>360</sup>	22725 N/A <sup>360</sup>	4579	224579	N/A	

1500 Classic

V6 3.6L 3604cc 220 CID Flex	ERB		100010	2100010	4100010	2725 <sup>155</sup>	22725 <sup>155</sup>	4579	224579	N/A	
V8 5.7L 345 CID	EZH	T	7060 <sup>53</sup>	27060 <sup>70</sup>	47060	2725 2725FR	22725 N/A	4579	224579	N/A	

1500 eTorque Hybrid

V6 3.6L 3600CC 220CID eTorque Electric/Gas	eTorque		100010	2100010	4100010	2725 2725FR	22725 N/A	4579	224579	N/A	
V8 5.7L 345 CID	EZH	T	7060 <sup>53</sup>	27060 <sup>70</sup>	47060	2725 2725FR <sup>360</sup>	22725 N/A <sup>360</sup>	4579	224579	N/A	

1500 TRX

V8 6.2L 6200CC 378CID Super Charged			7899 <sup>53</sup>	27899 <sup>70</sup>	47899	N/A	N/A	4579	224579	N/A	
-------------------------------------	--	--	--------------------	---------------------	-------	-----	-----	------	--------	-----	--

2500

L6 6.7L 408 CID Turbo Diesel	ETK	L	7620 <sup>53</sup>	27620 <sup>70</sup>	47620	6930 <sup>155</sup> 6930FR <sup>360</sup>	26930 <sup>155</sup> N/A <sup>360</sup>	4579	224579	N/A	
V8 6.4L 6424cc 392 CID	ESA	J	7060 <sup>53</sup>	27060	47060	N/A	N/A	4579	224579	N/A	

3500

L6 6.7L 408 CID Turbo Diesel	ETK	L	7620 <sup>53</sup>	27620 <sup>70</sup>	47620	6930 <sup>155</sup> 6930FR <sup>360</sup>	26930 <sup>155</sup> N/A <sup>360</sup>	4579	224579	N/A	
V8 6.4L 6424cc 392 CID	ESA	J	7060 <sup>53</sup>	27060	47060	N/A	N/A	4579	224579	N/A	

4500 HD

L6 6.7L 408 CID Turbo Diesel	ETK	L	7620 <sup>53</sup>	27620 <sup>70</sup>	47620	6930 6930FR <sup>360</sup> 6930	26930 N/A <sup>360</sup> 26930	4579	224579	N/A	
V8 6.4L 6424cc 392 CID	ESA	J	7060 <sup>53</sup>	27060 <sup>70</sup>	47060			4579	224579	N/A	

5500 HD

L6 6.7L 408 CID Turbo Diesel	ETK	L	7620 <sup>53</sup>	27620 <sup>70</sup>	47620	6930 6930FR <sup>360</sup> 6930	26930 N/A <sup>360</sup> 26930	4579	224579	N/A	
V8 6.4L 6424cc 392 CID	ESA	J	7060 <sup>53</sup>	27060 <sup>70</sup>	47060			4579	224579	N/A	

PROMASTER 1500

V6 3.6L 3604cc 220 CID Flex		G	100010	2100010	4100010	200304	2200304	230263	N/A	N/A	
-----------------------------	--	---	--------	---------	---------	--------	---------	--------	-----	-----	--

N/A = Not Available N/R = Not Required N/S = Not Servicable For cabin air locator chart, see pages 5-12 See pages 13-16 for footnotes

1) ProSelect - Normal Driving - Traditional Change Intervals 2) NAPA Gold - Severe Driving - OE Recommended intervals 3) NAPA Platinum - Harsh Driving - OE Recommend Intervals

N/A = Non disponible N/R = Non nécessaire N/S = Non réparable Voir le tableau des filtres et d'habitacle aux pages 5-12 Voir pages 13-16 pour des notes

1) NAPA ProSelect et Argent - Conduite normale - Intervalles normaux de remplacement 2) NAPA Or - Conduite difficile - Intervalles recommandés par FEO 3) NAPA Platine - Conduite très difficile - Intervalles recommandés par FEO

N/A = No disponible N/R = No requerido N/S = No Servicable Para el aire de la cabina y tabla de localización de filtro, consulte las páginas 5-12 Ver las páginas 13-16 para las notas al pie de página

1) NAPA ProSelect y Plata - Manejo normal - Intervalles normales de cambio 2) NAPA Oro - Manejo difícil - Intervalles recomendados por el OEM 3) NAPA Platino - Manejo muy difícil - Intervalles recomendados por el OEM

*Italicized Part Numbers May Not Be Available.*

Las piezas con números en *italicas* pueden no estar disponibles.

Les numéros de pièce en *italiques* peuvent ne pas être disponibles.

P  
a  
s  
s  
C  
a  
r  
L  
i  
g  
h  
t  
T  
r  
u  
c  
k  
O  
i  
l  
-  
A  
i  
r  
-  
C  
a  
b  
i  
n





RAM 2021-2019

## Pass Car Light Truck - Oil - Air - Cabin

Year/Año/Année Model/Modelo/Modèle Engine/Motor/Moteur	Eng. Code Código de motor Code moteur	VIN NIV NIV	GOLD Oil Aceite Huile	ProSelect Oil Aceite Huile	Platinum Oil Aceite Huile	GOLD Air Aire Air	ProSelect Air Aire Air	GOLD Cabin Air Cabina Aire Cabine Air	ProSelect Cabin Air Cabina Aire Cabine Air	Platinum Cabin Air Cabina Aire Cabine Air	Loc. Cabin Air Cabina Aire Cabine Air
--	---	-------------------	--------------------------------	-------------------------------------	------------------------------------	----------------------------	---------------------------------	--	---	--	--

## RAM (Cont'd/Suite)

## 2021 (Cont'd/Suite)

## PROMASTER 2500

V6 3.6L 3604cc 220 CID Flex		G	100010	2100010	4100010	200304	2200304	230263	N/A	N/A	
-----------------------------	--	---	--------	---------	---------	--------	---------	--------	-----	-----	--

## PROMASTER 3500

V6 3.6L 3604cc 220 CID Flex		G	100010	2100010	4100010	200304	2200304	230263	N/A	N/A	
-----------------------------	--	---	--------	---------	---------	--------	---------	--------	-----	-----	--

## PROMASTER CITY

L4 2.4L			7060 <sup>53</sup>	27060 <sup>70</sup>	47060	200337	2200337	239320	N/A	N/A	
---------	--	--	--------------------	---------------------	-------	--------	---------	--------	-----	-----	--

## 2020

## 1500

V6 3.0L 3000CC 183CID Turbo Diesel		M	100614	N/A	N/A	2725	22725	4579	224579	N/A	
------------------------------------	--	---	--------	-----	-----	------	-------	------	--------	-----	--

V8 5.7L 345 CID	EZH	T	7060 <sup>53</sup>	27060 <sup>70</sup>	47060	2725 2725FR <sup>360</sup>	22725 N/A <sup>360</sup>	4579	224579	N/A	
-----------------	-----	---	--------------------	---------------------	-------	-------------------------------	-----------------------------	------	--------	-----	--

V6 3.6L 3604cc 220 CID Flex	ERB		100010	2100010	4100010	2725 <sup>155</sup>	22725 <sup>155</sup>	4579	224579	N/A	
-----------------------------	-----	--	--------	---------	---------	---------------------	----------------------	------	--------	-----	--

V8 5.7L 345 CID	EZH	T	7060 <sup>53</sup>	27060 <sup>70</sup>	47060	2725 2725FR <sup>360</sup>	22725 N/A <sup>360</sup>	4579	224579	N/A	
-----------------	-----	---	--------------------	---------------------	-------	-------------------------------	-----------------------------	------	--------	-----	--

## 1500 Classic

V6 3.6L 3604cc 220 CID Flex	ERB		100010	2100010	4100010	2725 <sup>155</sup>	22725 <sup>155</sup>	4579	224579	N/A	
-----------------------------	-----	--	--------	---------	---------	---------------------	----------------------	------	--------	-----	--

V8 5.7L 345 CID	EZH	T	7060 <sup>53</sup>	27060 <sup>70</sup>	47060	2725 2725FR <sup>360</sup>	22725 N/A <sup>360</sup>	4579	224579	N/A	
-----------------	-----	---	--------------------	---------------------	-------	-------------------------------	-----------------------------	------	--------	-----	--

## 1500 eTorque Hybrid

V6 3.6L 3600CC 220CID eTorque Electric/Gas	eTorque		100010	2100010	4100010	2725 2725FR <sup>360</sup>	22725 N/A <sup>360</sup>	4579	224579	N/A	
--	---------	--	--------	---------	---------	-------------------------------	-----------------------------	------	--------	-----	--

V8 5.7L 345 CID	EZH	T	7060 <sup>53</sup>	27060 <sup>70</sup>	47060	2725 2725FR <sup>360</sup>	22725 N/A <sup>360</sup>	4579	224579	N/A	
-----------------	-----	---	--------------------	---------------------	-------	-------------------------------	-----------------------------	------	--------	-----	--

V6 3.0L 3000CC 183CID Turbo Diesel	ETK	L	7620 <sup>53</sup>	27620 <sup>70</sup>	47620	6930 <sup>155</sup> 6930FR <sup>360</sup>	26930 <sup>155</sup> N/A <sup>360</sup>	4579	224579	N/A	
------------------------------------	-----	---	--------------------	---------------------	-------	--	--	------	--------	-----	--

V8 6.4L 6424cc 392 CID	ESA	J	7060 <sup>53</sup>	27060	47060	6930	26930	4579	224579	N/A	
------------------------	-----	---	--------------------	-------	-------	------	-------	------	--------	-----	--

## 2500

V6 3.6L 3604cc 220 CID Flex		G	100010	2100010	4100010	200304	2200304	230263	N/A	N/A	
-----------------------------	--	---	--------	---------	---------	--------	---------	--------	-----	-----	--

V6 3.6L 3604cc 220 CID Flex		G	100010	2100010	4100010	200304	2200304	230263	N/A	N/A	
-----------------------------	--	---	--------	---------	---------	--------	---------	--------	-----	-----	--

## 3500

V6 3.6L 3604cc 220 CID Flex		G	100010	2100010	4100010	200304	2200304	230263	N/A	N/A	
-----------------------------	--	---	--------	---------	---------	--------	---------	--------	-----	-----	--

V6 3.6L 3604cc 220 CID Flex		G	100010	2100010	4100010	200304	2200304	230263	N/A	N/A	
-----------------------------	--	---	--------	---------	---------	--------	---------	--------	-----	-----	--

V8 6.4L 6424cc 392 CID	ESA	J	7060 <sup>53</sup>	27060	47060	6930	26930	4579	224579	N/A	
------------------------	-----	---	--------------------	-------	-------	------	-------	------	--------	-----	--

## PROMASTER 1500

V6 3.6L 3604cc 220 CID Flex		G	100010	2100010	4100010	200304	2200304	230263	N/A	N/A	
-----------------------------	--	---	--------	---------	---------	--------	---------	--------	-----	-----	--

## PROMASTER 2500

V6 3.6L 3604cc 220 CID Flex		G	100010	2100010	4100010	200304	2200304	230263	N/A	N/A	
-----------------------------	--	---	--------	---------	---------	--------	---------	--------	-----	-----	--

## PROMASTER 3500

V6 3.6L 3604cc 220 CID Flex		G	100010	2100010	4100010	200304	2200304	230263	N/A	N/A	
-----------------------------	--	---	--------	---------	---------	--------	---------	--------	-----	-----	--

## PROMASTER CITY

L4 2.4L			7060 <sup>53</sup>	27060 <sup>70</sup>	47060	200337	2200337	239320	N/A	N/A	
---------	--	--	--------------------	---------------------	-------	--------	---------	--------	-----	-----	--

## 2019

## 1500

V8 5.7L 345 CID	EZH	T	7060 <sup>53</sup>	27060	47060	2725 <sup>155</sup> 2725FR <sup>360</sup>	22725 <sup>155</sup> N/A <sup>360</sup>	4579	224579	N/A	
-----------------	-----	---	--------------------	-------	-------	--	--	------	--------	-----	--

V6 3.0L 2987cc 182 CID Turbo Diesel	EXF	M	100060	2100060	N/A	2725 <sup>155</sup> 2725FR <sup>155</sup>	22725 <sup>155</sup> N/A <sup>155</sup>	4579	224579	N/A	
-------------------------------------	-----	---	--------	---------	-----	--	--	------	--------	-----	--

V6 3.6L 3604cc 220 CID Flex	ERB		100010	2100010	4100010	2725 <sup>155</sup>	22725 <sup>155</sup>	4579	224579	N/A	
-----------------------------	-----	--	--------	---------	---------	---------------------	----------------------	------	--------	-----	--

V8 5.7L 345 CID	EZH	T	7060 <sup>53</sup>	27060 <sup>70</sup>	47060	2725 2725	22725 22725	4579	224579	N/A	
-----------------	-----	---	--------------------	---------------------	-------	--------------	----------------	------	--------	-----	--

## 1500 eTorque Hybrid

V6 3.6L 3600CC 220CID eTorque Electric/Gas	eTorque		100010	2100010	4100010	2725 2725FR	22725 N/A	4579	224579	N/A	
--	---------	--	--------	---------	---------	----------------	--------------	------	--------	-----	--

V8 5.7L 345 CID	EZH	T	7060 <sup>53</sup>	27060 <sup>70</sup>	47060	2725 2725FR <sup>360</sup>	22725 N/A <sup>360</sup>	4579	224579	N/A	
-----------------	-----	---	--------------------	---------------------	-------	-------------------------------	-----------------------------	------	--------	-----	--

N/A = Not Available N/R = Not Required N/S = Not Servicable For cabin air locator chart, see pages 5-12 See pages 13-16 for footnotes

1) ProSelect - Normal Driving - Traditional Change Intervals 2) NAPA Gold - Severe Driving - OE Recommended intervals 3) NAPA Platinum - Harsh Driving - OE Recommend Intervals

N/A = Non disponible N/R = Non nécessaire N/S = Non réparable Voir le tableau des filtres et d'habitacle aux pages 5-12 Voir pages 13-16 pour des notes

1) NAPA ProSelect et Argent - Conduite normale - Intervalles normaux de remplacement 2) NAPA Or - Conduite difficile - Intervalles recommandés par FEO 3) NAPA Platine - Conduite très difficile - Intervalles recommandés par FEO

N/A = No disponible N/R = No requerido N/S = No Servicable Para el aire de la cabina y tabla de localización de filtro, consulte las páginas 5-12 Ver las páginas 13-16 para las notas al pie de página

1) NAPA ProSelect y Plata - Manejo normal - Intervalos normales de cambio 2) NAPA Oro - Manejo difícil - Intervalos recomendados por el OEM 3) NAPA Platino - Manejo muy difícil - Intervalos recomendados por el OEM

*Italicized Part Numbers May Not Be Available.*

Las piezas con números en *italicas* pueden no estar disponibles.  
Les numéros de pièce en *italiques* peuvent ne pas être disponibles.



Pass Car Light Truck - Oil - Air - Cabin

RAM 2019-2018

Year/Año/Année Model/Modelo/Modèle Engine/Motor/Moteur	Eng. Code Código de motor Code moteur	VIN NIV NIV	GOLD Oil Aceite Huile	ProSelect Oil Aceite Huile	Platinum Oil Aceite Huile	GOLD Air Aire Air	ProSelect Air Aire Air	GOLD Cabin Air Cabina Aire Cabine Air	ProSelect Cabin Air Cabina Aire Cabine Air	Platinum Cabin Air Cabina Aire Cabine Air	Loc. Cabin Air Cabina Aire Cabine Air
--	---	-------------------	--------------------------------	-------------------------------------	------------------------------------	----------------------------	---------------------------------	--	---	--	--

RAM (Cont'd/Suite)

**2019** (Cont'd/Suite)

1500 Sport

V8 5.7L 345 CID	EZH	T	7060 <sup>53</sup>	27060 <sup>70</sup>	47060	2725 <sup>155</sup> 2725FR <sup>360</sup>	22725 <sup>155</sup> N/A <sup>360</sup>	4579	224579	N/A	
-----------------	-----	---	--------------------	---------------------	-------	--	--	------	--------	-----	--

2500

L6 6.7L 408 CID Turbo Diesel	ETK	L	7620 <sup>53</sup>	27620 <sup>70</sup>	47620	6930 <sup>155</sup> 6930FR <sup>360</sup>	26930 <sup>155</sup> N/A <sup>360</sup>	4579	224579	N/A	
V8 5.7L 5700CC 345CID			7060 <sup>53</sup>	27060	47060	2725 <sup>155</sup> 2725FR <sup>360</sup>	22725 <sup>155</sup> N/A <sup>360</sup>	4579	224579	N/A	
V8 6.4L 6424cc 392 CID	ESA	J	7060 <sup>53</sup>	27060	47060	6930	26930	4579	224579	N/A	

3500

L6 6.7L 408 CID Turbo Diesel	ETK	L	7620 <sup>53</sup>	27620 <sup>70</sup>	47620	6930 6930FR <sup>360</sup>	26930 N/A <sup>360</sup>	4579	224579	N/A	
V8 5.7L 5700CC 345CID			7060 <sup>53</sup>	27060	47060	2725 2725FR	22725 N/A	4579	224579	N/A	
V8 6.4L 6424cc 392 CID	ESA	J	7060 <sup>53</sup>	27060	47060	6930	26930	4579	224579	N/A	

PROMASTER 1500

L4 3.0L 2998cc 183 CID Turbo Diesel		D	100058	N/A	N/A	200266	N/A	230263	N/A	N/A	
V6 3.6L 3604cc 220 CID Flex		G	100010	2100010	4100010	200304	2200304	230263	N/A	N/A	

PROMASTER 2500

L4 3.0L 2998cc 183 CID Turbo Diesel		D	100058	N/A	N/A	200266	N/A	230263	N/A	N/A	
V6 3.6L 3604cc 220 CID Flex		G	100010	2100010	4100010	200304	2200304	230263	N/A	N/A	

PROMASTER 3500

L4 3.0L 2998cc 183 CID Turbo Diesel		D	100058	N/A	N/A	200266	N/A	230263	N/A	N/A	
V6 3.6L 3604cc 220 CID Flex		G	100010	2100010	4100010	200304	2200304	230263	N/A	N/A	

PROMASTER CITY

L4 2.4L 2360cc 144 CID			7060 <sup>53</sup>	27060 <sup>70</sup>	47060	200337	2200337	239320	N/A	N/A	
L4 3.0L 2998CC 183CID Turbo Diesel			N/S	N/S	N/A	N/S	N/S	N/S	N/S	N/A	

RAM POWER WAGON

V8 6.4L			7060 <sup>53</sup>	27060 <sup>70</sup>	47060	2725	22725	4579	224579	N/A	
---------	--	--	--------------------	---------------------	-------	------	-------	------	--------	-----	--

**2018**

1500

V6 3.0L 2987cc 182 CID Turbo Diesel	EXF	M	100060	2100060	N/A	2725 <sup>155</sup> 2725FR <sup>360</sup>	22725 <sup>155</sup> N/A <sup>360</sup>	4579	224579	N/A	
V6 3.6L 3604cc 220 CID Flex	ERB		100010	2100010	4100010	2725 <sup>155</sup> 2725FR <sup>360</sup>	22725 <sup>155</sup> N/A <sup>360</sup>	4579	224579	N/A	
V8 5.7L 345 CID	EZH	T	7060 <sup>53</sup>	27060	47060	2725 <sup>155</sup> 2725FR <sup>360</sup>	22725 <sup>155</sup> N/A <sup>360</sup>	4579	224579	N/A	

2500

L6 6.7L 408 CID Turbo Diesel	ETK	L	7620 <sup>53</sup>	27620 <sup>70</sup>	47620	6930 <sup>155</sup> 6930FR <sup>360</sup>	26930 <sup>155</sup> N/A <sup>360</sup>	4579	224579	N/A	
V8 5.7L 5700CC 345CID			7060 <sup>53</sup>	27060	47060	2725 <sup>155</sup> 2725FR <sup>360</sup>	22725 <sup>155</sup> N/A <sup>360</sup>	4579	224579	N/A	
V8 6.4L 6424cc 392 CID	ESA	J	7060 <sup>53</sup>	27060	47060	2725 <sup>155</sup> 2725FR <sup>360</sup>	22725 <sup>155</sup> N/A <sup>360</sup>	4579	224579	N/A	

3500

L6 6.7L 408 CID Turbo Diesel	ETK	L	7620 <sup>53</sup>	27620 <sup>70</sup>	47620	6930 <sup>155</sup> 6930FR <sup>360</sup>	26930 <sup>155</sup> N/A <sup>360</sup>	4579	224579	N/A	
V8 5.7L 345 CID	EZC	T	7060 <sup>53</sup>	27060	47060	2725 <sup>155</sup> 2725FR <sup>360</sup>	22725 <sup>155</sup> N/A <sup>360</sup>	4579	224579	N/A	
V8 6.4L 6424cc 392 CID	ESB	J	7060 <sup>53</sup> 3.45 In. High	27060 3.45 In. High	47060 3.45 In. High	2725 <sup>155</sup> 2725FR <sup>360</sup>	22725 <sup>155</sup> N/A <sup>360</sup>	4579	224579	N/A	

N/A = Not Available N/R = Not Required N/S = Not Servicable For cabin air locator chart, see pages 5-12 See pages 13-16 for footnotes

1) ProSelect - Normal Driving - Traditional Change Intervals 2) NAPA Gold - Severe Driving - OE Recommended intervals 3) NAPA Platinum - Harsh Driving - OE Recommend Intervals

N/A = Non disponible N/R = Non nécessaire N/S = Non réparable Voir le tableau des filtres et d'habitacle aux pages 5-12 Voir pages 13-16 pour des notes

1) NAPA ProSelect et Argent - Conduite normale - Intervalles normaux de remplacement 2) NAPA Or - Conduite difficile - Intervalles recommandés par FEO 3) NAPA Platine - Conduite très difficile - Intervalles recommandés par FEO

N/A = No disponible N/R = No requerido N/S = No Servicable Para el aire de la cabina y tabla de localización de filtro, consulte las páginas 5-12 Ver las páginas 13-16 para las notas al pie de página

1) NAPA ProSelect y Plata - Manejo normal - Intervalles normales de cambio 2) NAPA Oro - Manejo difícil - Intervalles recomendados por el OEM 3) NAPA Platino - Manejo muy difícil - Intervalles recomendados por el OEM

*Italicized Part Numbers May Not Be Available.*

Las piezas con números en *italicas* pueden no estar disponibles.

Les numéros de pièce en *italiques* peuvent ne pas être disponibles.

P  
a  
s  
s  
C  
a  
r  
L  
i  
g  
h  
t  
T  
r  
u  
c  
k  
O  
i  
l  
-  
A  
i  
r  
-  
C  
a  
b  
i  
n



RAM 2018-2017

## Pass Car Light Truck - Oil - Air - Cabin

Year/Año/Année Model/Modelo/Modele Engine/Motor/Moteur	Eng. Code Código de motor Code moteur	VIN NIV NIV	GOLD Oil Aceite Huile	ProSelect Oil Aceite Huile	Platinum Oil Aceite Huile	GOLD Air Aire Air	ProSelect Air Aire Air	GOLD Cabin Air Cabina Aire Cabine Air	ProSelect Cabin Air Cabina Aire Cabine Air	Platinum Cabin Air Cabina Aire Cabine Air	Loc. Cabin Air Cabina Aire Cabine Air
--	---	-------------------	--------------------------------	-------------------------------------	------------------------------------	----------------------------	---------------------------------	--	---	--	--

## RAM (Cont'd/Suite)

**2018** (Cont'd/Suite)

700											
L4 1.6L 1598CC 98CID (Mex.)			N/S	N/S	N/A	N/S	N/S	239280	N/A	N/A	
PROMASTER 1500											
L4 3.0L 2998cc 183 CID Turbo Diesel	D	100058	N/A	N/A	200266	N/A	230263	N/A	N/A		
V6 3.6L 3604cc 220 CID Flex	G	100010	2100010	4100010	200304	2200304	230263	N/A	N/A		
PROMASTER 2500											
L4 3.0L 2998cc 183 CID Turbo Diesel	D	100058	N/A	N/A	200266	N/A	230263	N/A	N/A		
V6 3.6L 3604cc 220 CID Flex	G	100010	2100010	4100010	200304	2200304	230263	N/A	N/A		
PROMASTER 3500											
L4 3.0L 2998cc 183 CID Turbo Diesel	D	100058	N/A	N/A	200266	N/A	230263	N/A	N/A		
V6 3.6L 3604cc 220 CID Flex	G	100010	2100010	4100010	200304	2200304	230263	N/A	N/A		
PROMASTER CITY											
L4 2.4L 2360cc 144 CID			7060 <sup>53</sup>	27060 <sup>70</sup>	47060	200337	2200337	239320	N/A	N/A	

**2017**

1500											
V6 3.0L 2987cc 182 CID Turbo Diesel	EXF	M	100060	2100060	N/A	2725 <sup>155</sup> 2725FR <sup>360</sup>	22725 <sup>155</sup> N/A <sup>360</sup>	4579	224579	N/A	
V6 3.6L 3604cc 220 CID Flex	ERB		100010	2100010	4100010	2725 <sup>155</sup> 2725FR <sup>360</sup>	22725 <sup>155</sup> N/A <sup>360</sup>	4579	224579	N/A	
V8 5.7L 345 CID	EZH	T	7060 <sup>53</sup>	27060	47060	2725 2725FR <sup>360</sup>	22725 N/A <sup>360</sup>	4579	224579	N/A	
2500											
L6 6.7L 408 CID Turbo Diesel	ETK	L	7620 <sup>53</sup>	27620 <sup>70</sup>	47620	6930 <sup>155</sup> 6930FR <sup>360</sup>	26930 <sup>155</sup> N/A <sup>360</sup>	4579	224579	N/A	
V8 5.7L 345 CID	EZC	T	7060 <sup>53</sup>	27060	47060	2725 <sup>155</sup> 2725FR <sup>360</sup>	22725 <sup>155</sup> N/A <sup>360</sup>	4579	224579	N/A	
V8 5.7L 345 CID CNG			7060 <sup>53</sup>	27060	47060	2725 2725FR <sup>360</sup>	22725 N/A <sup>360</sup>	4579	224579	N/A	
V8 6.4L 6424cc 392 CID	ESA	J	7060 <sup>53</sup>	27060	47060	2725 <sup>155</sup> 2725FR <sup>360</sup>	22725 <sup>155</sup> N/A <sup>360</sup>	4579	224579	N/A	
3500											
L6 6.7L 408 CID Turbo Diesel	ETK	L	7620 <sup>53</sup>	27620 <sup>70</sup>	47620	6930	26930	4579	224579	N/A	
V8 5.7L 345 CID	EZC	T	7060 <sup>53</sup>	27060	47060	2725 <sup>155</sup> 2725FR <sup>360</sup>	22725 <sup>155</sup> N/A <sup>360</sup>	4579	224579	N/A	
V8 6.4L 6424cc 392 CID	ESB	J	7060 <sup>53</sup> 3.45" High	27060 3.45" High	47060 3.45" High	2725 <sup>155</sup> 2725FR <sup>360</sup>	22725 <sup>155</sup> N/A <sup>360</sup>	4579	224579	N/A	
700											
L4 1.6L Natural Aspirated (Mex.)			7303	27303	N/A	N/S	N/S	239280	N/A	N/A	
PROMASTER 1500											
L4 3.0L 2998cc 183 CID Turbo Diesel	D	100058	N/A	N/A	200266	N/A	230263	N/A	N/A		
V6 3.6L 3604cc 220 CID Flex	G	100010	2100010	4100010	200304	2200304	230263	N/A	N/A		
PROMASTER 2500											
L4 3.0L 2998cc 183 CID Turbo Diesel	D	100058	N/A	N/A	200266	N/A	230263	N/A	N/A		
V6 3.6L 3604cc 220 CID Flex	G	100010	2100010	4100010	200304	2200304	230263	N/A	N/A		
PROMASTER 3500											
L4 3.0L 2998cc 183 CID Turbo Diesel	D	100058	N/A	N/A	200266	N/A	230263	N/A	N/A		
V6 3.6L 3604cc 220 CID Flex	G	100010	2100010	4100010	200304	2200304	230263	N/A	N/A		

N/A = Not Available N/R = Not Required N/S = Not Servicable For cabin air locator chart, see pages 5-12 See pages 13-16 for footnotes

1) ProSelect - Normal Driving - Traditional Change Intervals 2) NAPA Gold - Severe Driving - OE Recommended Intervals 3) NAPA Platinum - Harsh Driving - OE Recommend Intervals

N/A = Non disponible N/R = Non nécessaire N/S = Non réparable Voir le tableau des filtres et d'habitacle aux pages 5-12 Voir pages 13-16 pour des notes

1) NAPA ProSelect et Argent - Conduite normale - Intervalles normaux de remplacement 2) NAPA Or - Conduite difficile - Intervalles recommandés par FEO 3) NAPA Platine - Conduite très difficile - Intervalles recommandés par FEO

N/A = No disponible N/R = No requerido N/S = No Servicable Para el aire de la cabina y tabla de localización de filtro, consulte las páginas 5-12 Ver las páginas 13-16 para las notas al pie de página

1) NAPA ProSelect y Plata - Manejo normal - Intervallos normales de cambio 2) NAPA Oro - Manejo difícil - Intervallos recomendados por el OEM 3) NAPA Platino - Manejo muy difícil - Intervallos recomendados por el OEM

Italicized Part Numbers May Not Be Available.

Las piezas con números en *italicas* pueden no estar disponibles.  
Les numéros de pièce en *italiques* peuvent ne pas être disponibles.



Pass Car Light Truck - Oil - Air - Cabin

RAM 2017-2015

Year/Año/Année Model/Modelo/Modèle Engine/Motor/Moteur	Eng. Code Código de motor Code moteur	VIN NIV NIV	GOLD Oil Aceite Huile	ProSelect Oil Aceite Huile	Platinum Oil Aceite Huile	GOLD Air Aire Air	ProSelect Air Aire Air	GOLD Cabin Air Cabina Aire Cabine Air	ProSelect Cabin Air Cabina Aire Cabine Air	Platinum Cabin Air Cabina Aire Cabine Air	Loc. Cabin Air Cabina Aire Cabine Air
--	---	-------------------	--------------------------------	-------------------------------------	------------------------------------	----------------------------	---------------------------------	--	---	--	--

RAM (Cont'd/Suite)

**2017** (Cont'd/Suite)

PROMASTER CITY

L4 2.4L 2360cc 144 CID			7060 <sup>53</sup>	27060 <sup>70</sup>	47060	200337	2200337	239320	N/A	N/A	
------------------------	--	--	--------------------	---------------------	-------	--------	---------	--------	-----	-----	--

**2016**

1500

V6 3.0L 2987cc 182 CID Turbo Diesel	EXF	M	100060	2100060	N/A	2725 <sup>155</sup> 2725FR <sup>360</sup>	22725 <sup>155</sup> N/A <sup>360</sup>	4579	224579	N/A	
V6 3.6L 3604cc 220 CID Flex	ERB		100010	2100010	4100010	2725 <sup>155</sup> 2725FR <sup>360</sup>	22725 <sup>155</sup> N/A <sup>360</sup>	4579	224579	N/A	
V8 5.7L 345 CID	EZH	T	7060 <sup>53</sup>	27060	47060	2725 <sup>155</sup> 2725FR <sup>360</sup>	22725 <sup>155</sup> N/A <sup>360</sup>	4579	224579	N/A	

2500

L6 6.7L 408 CID Turbo Diesel	ETK	L	7620 <sup>53</sup>	27620 <sup>70</sup>	47620	6930 6930FR <sup>360</sup>	26930 N/A <sup>360</sup>	4579	224579	N/A	
V8 5.7L 345 CID	EZC	T	7060 <sup>53</sup>	27060	47060	2725 <sup>155</sup> 2725FR <sup>360</sup>	22725 <sup>155</sup> N/A <sup>360</sup>	4579	224579	N/A	
V8 5.7L 345 CID CNG			7060 <sup>53</sup>	27060	47060	2725 <sup>155</sup> 2725FR <sup>360</sup>	22725 <sup>155</sup> N/A <sup>360</sup>	4579	224579	N/A	
V8 6.4L 6424cc 392 CID	ESA	J	7060 <sup>53</sup> 3.45" Tall	27060 3.45" Tall	47060 3.45" Tall	2725 <sup>155</sup> 2725FR <sup>360</sup>	22725 <sup>155</sup> N/A <sup>360</sup>	4579	224579	N/A	

3500

L6 6.7L 408 CID Turbo Diesel	ETK	L	7620 <sup>53</sup>	27620 <sup>70</sup>	47620	6930 6930FR <sup>360</sup>	26930 N/A <sup>360</sup>	4579	224579	N/A	
V8 5.7L 345 CID	EZC	T	7060 <sup>53</sup>	27060	47060	2725 <sup>155</sup> 2725FR <sup>360</sup>	22725 <sup>155</sup> N/A <sup>360</sup>	4579	224579	N/A	
V8 6.4L 6424cc 392 CID	ESB	J	7060 <sup>53</sup> 3.45" Tall	27060 3.45" Tall	47060 3.45" Tall	2725 <sup>155</sup> 2725FR <sup>360</sup>	22725 <sup>155</sup> N/A <sup>360</sup>	4579	224579	N/A	

700

L4 1.6L Natural Aspirated (Mex.)			7303	27303	N/A	N/S	N/S	239280	N/A	N/A	
----------------------------------	--	--	------	-------	-----	-----	-----	--------	-----	-----	--

PROMASTER 1500

L4 3.0L 2998cc 183 CID Turbo Diesel	D		100058	N/A	N/A	200266	N/A	230263	N/A	N/A	
V6 3.6L 3604cc 220 CID Flex	G		100010	2100010	4100010	200304	2200304	230263	N/A	N/A	

PROMASTER 2500

L4 3.0L 2998cc 183 CID Turbo Diesel	D		100058	N/A	N/A	200266	N/A	230263	N/A	N/A	
V6 3.6L 3604cc 220 CID Flex	G		100010	2100010	4100010	200304	2200304	230263	N/A	N/A	

PROMASTER 3500

L4 3.0L 2998cc 183 CID Turbo Diesel	D		100058	N/A	N/A	200266	N/A	230263	N/A	N/A	
V6 3.6L 3604cc 220 CID Flex	G		100010	2100010	4100010	200304	2200304	230263	N/A	N/A	

PROMASTER CITY

L4 2.4L 2360cc 144 CID			7060 <sup>53</sup>	27060 <sup>70</sup>	47060	200337	2200337	239320	N/A	N/A	
------------------------	--	--	--------------------	---------------------	-------	--------	---------	--------	-----	-----	--

**2015**

1500

V6 3.0L 2987cc 182 CID Turbo Diesel	EXF	M	100060	2100060	N/A	2725 <sup>155</sup> 2725FR <sup>360</sup>	22725 <sup>155</sup> N/A <sup>360</sup>	4313 <sup>528</sup>	224313 <sup>528</sup>	4234313 <sup>528</sup>	
V6 3.6L 3604cc 220 CID Flex	ERB		100010	2100010	4100010	2725 <sup>155</sup> 2725FR <sup>360</sup>	22725 <sup>155</sup> N/A <sup>360</sup>	4313 <sup>528</sup>	224313 <sup>528</sup>	4234313 <sup>528</sup>	

2500

L6 6.7L 408 CID Turbo Diesel	ETK	L	7620 <sup>53</sup>	27620 <sup>70</sup>	47620	6930 6930FR <sup>360</sup>	26930 N/A <sup>360</sup>	4579	224579	N/A	
V8 5.7L 345 CID	EZC	T	7060 <sup>53</sup>	27060	47060	2725 <sup>155</sup> 2725FR <sup>360</sup>	22725 <sup>155</sup> N/A <sup>360</sup>	4579	224579	N/A	

N/A = Not Available N/R = Not Required N/S = Not Servicable For cabin air locator chart, see pages 5-12 See pages 13-16 for footnotes

1) ProSelect - Normal Driving - Traditional Change Intervals 2) NAPA Gold - Severe Driving - OE Recommended intervals 3) NAPA Platinum - Harsh Driving - OE Recommend Intervals

N/A = Non disponible N/R = Non nécessaire N/S = Non réparable Voir le tableau des filtres et d'habitacle aux pages 5-12 Voir pages 13-16 pour des notes

1) NAPA ProSelect et Argent - Conduite normale - Intervalles normaux de remplacement 2) NAPA Or - Conduite difficile - Intervalles recommandés par FEO 3) NAPA Platine - Conduite très difficile - Intervalles recommandés par FEO

N/A = No disponible N/R = No requerido N/S = No Servicable Para el aire de la cabina y tabla de localización de filtro, consulte las páginas 5-12 Ver las páginas 13-16 para las notas al pie de página

1) NAPA ProSelect y Plata - Manejo normal - Intervalos normales de cambio 2) NAPA Oro - Manejo difícil - Intervalos recomendados por el OEM 3) NAPA Platino - Manejo muy difícil - Intervalos recomendados por el OEM

*Italicized Part Numbers May Not Be Available.*

Las piezas con números en *italicas* pueden no estar disponibles.

Les numéros de pièce en *italiques* peuvent ne pas être disponibles.

P  
a  
s  
s  
C  
a  
r  
L  
i  
g  
h  
t  
T  
r  
u  
c  
k  
O  
i  
l  
-  
A  
i  
r  
-  
C  
a  
b  
i  
n



RAM 2015-2014

## Pass Car Light Truck - Oil - Air - Cabin

Year/Año/Année Model/Modelo/Modèle Engine/Motor/Moteur	Eng. Code Código de motor Code moteur	VIN NIV NIV	GOLD Oil Aceite Huile	ProSelect Oil Aceite Huile	Platinum Oil Aceite Huile	GOLD Air Aire Air	ProSelect Air Aire Air	GOLD Cabin Air Cabina Aire Cabine Air	ProSelect Cabin Air Cabina Aire Cabine Air	Platinum Cabin Air Cabina Aire Cabine Air	Loc. Cabin Air Cabina Aire Cabine Air
--	---	-------------------	--------------------------------	-------------------------------------	------------------------------------	----------------------------	---------------------------------	--	---	--	--

## RAM (Cont'd/Suite)

## 2015 (Cont'd/Suite)

## 2500 (Cont'd/Suite)

V8 6.4L 6424cc 392 CID	ESA	J	7060 <sup>53</sup>	27060	47060	2725 <sup>155</sup> 2725FR <sup>360</sup>	22725 <sup>155</sup> N/A <sup>360</sup>	4579	224579	N/A	
------------------------	-----	---	--------------------	-------	-------	--	--	------	--------	-----	--

## 3500

L6 6.7L 408 CID Turbo Diesel	ETK	L	7620 <sup>53</sup>	27620 <sup>70</sup>	47620	6930 6930FR <sup>360</sup>	26930 N/A <sup>360</sup>	4579	224579	N/A	
V8 5.7L 345 CID	EZC	T	7060 <sup>53</sup>	27060	47060	2725 <sup>155</sup> 2725FR <sup>360</sup>	22725 <sup>155</sup> N/A <sup>360</sup>	4579	224579	N/A	
V8 6.4L 6424cc 392 CID	ESA	J	7060 <sup>53</sup>	27060	47060	2725 <sup>155</sup> 2725FR <sup>360</sup>	22725 <sup>155</sup> N/A <sup>360</sup>	4579	224579	N/A	
	ESB	J	7060 <sup>53</sup>	27060	47060	2725 <sup>155</sup> 2725FR <sup>360</sup>	22725 <sup>155</sup> N/A <sup>360</sup>	4579	224579	N/A	

## 700

L4 1.6L Natural Aspirated (Mex.)			7303	27303	N/A	N/S	N/S	239280	N/A	N/A	
----------------------------------	--	--	------	-------	-----	-----	-----	--------	-----	-----	--

## C/V

V6 3.6L 3604cc 220 CID Flex	ERB	G	100010	2100010	4100010	9737	29737	4479	224479	4234479	
-----------------------------	-----	---	--------	---------	---------	------	-------	------	--------	---------	--

## PROMASTER 1500

L4 3.0L 2998cc 183 CID Turbo Diesel		D	100058	N/A	N/A	200266	N/A	230263	N/A	N/A	
V6 3.6L 3604cc 220 CID Flex		G	100010	2100010	4100010	200304	2200304	230263	N/A	N/A	

## PROMASTER 2500

L4 3.0L 2998cc 183 CID Turbo Diesel		D	100058	N/A	N/A	200266	N/A	230263	N/A	N/A	
V6 3.6L 3604cc 220 CID Flex		G	100010	2100010	4100010	200304	2200304	230263	N/A	N/A	

## PROMASTER 3500

L4 3.0L 2998cc 183 CID Turbo Diesel		D	100058	N/A	N/A	200266	N/A	230263	N/A	N/A	
V6 3.6L 3604cc 220 CID Flex		G	100010	2100010	4100010	200304	2200304	230263	N/A	N/A	

## PROMASTER CITY

L4 2.4L 2360cc 144 CID		T	7060 <sup>53</sup>	27060 <sup>70</sup>	47060	200337	2200337	239320	N/A	N/A	
------------------------	--	---	--------------------	---------------------	-------	--------	---------	--------	-----	-----	--

## 2014

## 1500

V6 3.0L 2987cc 182 CID Turbo Diesel	EXF	M	100060	2100060	N/A	2725 <sup>155</sup> 2725FR <sup>360</sup>	22725 <sup>155</sup> N/A <sup>360</sup>	4313 <sup>528</sup>	224313 <sup>528</sup>	4234313 <sup>528</sup>	
V6 3.6L 3604cc 220 CID Flex	ERB		100010	2100010	4100010	2725 <sup>155</sup> 2725FR <sup>360</sup>	22725 <sup>155</sup> N/A <sup>360</sup>	4313 <sup>528</sup>	224313 <sup>528</sup>	4234313 <sup>528</sup>	
V8 5.7L 345 CID	EZH	T	7060 <sup>53</sup>	27060	47060	2725 <sup>155</sup> 2725FR <sup>360</sup>	22725 <sup>155</sup> N/A <sup>360</sup>	4313 <sup>528</sup>	224313 <sup>528</sup>	4234313 <sup>528</sup>	

## 2500

L6 6.7L 408 CID Turbo Diesel	ETK	L	7620 <sup>53</sup>	27620 <sup>70</sup>	47620	6930 6930FR <sup>360</sup>	26930 N/A <sup>360</sup>	4579	224579	N/A	
V8 5.7L 345 CID	EZC	T	7060 <sup>53</sup>	27060	47060	2725 <sup>155</sup> 2725FR <sup>360</sup>	22725 <sup>155</sup> N/A <sup>360</sup>	4579	224579	N/A	
V8 6.4L 6424cc 392 CID	ESA	J	7060 <sup>53</sup>	27060	47060	2725 <sup>155</sup> 2725FR <sup>360</sup>	22725 <sup>155</sup> N/A <sup>360</sup>	4579	224579	N/A	
			3.45" Tall	3.45" Tall	3.45" Tall	2725FR <sup>360</sup>	N/A <sup>360</sup>				

## 3500

L6 6.7L 408 CID Turbo Diesel	ETK	L	7620 <sup>53</sup>	27620 <sup>70</sup>	47620	6930 6930FR <sup>360</sup>	26930 N/A <sup>360</sup>	4579	224579	N/A	
V8 5.7L 345 CID	EZC	T	7060 <sup>53</sup>	27060	47060	2725 <sup>155</sup> 2725FR <sup>360</sup>	22725 <sup>155</sup> N/A <sup>360</sup>	4579	224579	N/A	
V8 6.4L 6424cc 392 CID	ESA	J	7060 <sup>53</sup>	27060	47060	2725 <sup>155</sup> 2725FR <sup>360</sup>	22725 <sup>155</sup> N/A <sup>360</sup>	4579	224579	N/A	
			3.45" Tall	3.45" Tall	3.45" Tall	2725FR <sup>360</sup>	N/A <sup>360</sup>				

N/A = Not Available N/R = Not Required N/S = Not Servicable For cabin air locator chart, see pages 5-12 See pages 13-16 for footnotes

1) ProSelect - Normal Driving - Traditional Change Intervals 2) NAPA Gold - Severe Driving - OE Recommended Intervals 3) NAPA Platinum - Harsh Driving - OE Recommend Intervals

N/A = Non disponible N/R = Non nécessaire N/S = Non réparable Voir le tableau des filtres et d'habitacle aux pages 5-12 Voir pages 13-16 pour des notes

1) NAPA ProSelect et Argent - Conduite normale - Intervalles normaux de remplacement 2) NAPA Or - Conduite difficile - Intervalles recommandés par FEO 3) NAPA Platine - Conduite très difficile - Intervalles recommandés par FEO

N/A = No disponible N/R = No requerido N/S = No Servicable Para el aire de la cabina y tabla de localización de filtro, consulte las páginas 5-12 Ver las páginas 13-16 para las notas al pie de página

1) NAPA ProSelect y Plata - Manejo normal - Intervallos normales de cambio 2) NAPA Oro - Manejo difícil - Intervallos recomendados por el OEM 3) NAPA Platino - Manejo muy difícil - Intervallos recomendados por el OEM

Italicized Part Numbers May Not Be Available.

Las piezas con números en *italicas* pueden no estar disponibles.  
Les numéros de pièce en *italiques* peuvent ne pas être disponibles.



## Pass Car Light Truck - Oil - Air - Cabin

RAM 2014-2012

Year/Año/Année Model/Modelo/Modèle Engine/Motor/Moteur	Eng. Code Código de motor Code moteur	VIN NIV NIV	GOLD Oil Aceite Huile	ProSelect Oil Aceite Huile	Platinum Oil Aceite Huile	GOLD Air Aire Air	ProSelect Air Aire Air	GOLD Cabin Air Cabina Aire Cabine Air	ProSelect Cabin Air Cabina Aire Cabine Air	Platinum Cabin Air Cabina Aire Cabine Air	Loc. Cabin Air Cabina Aire Cabine Air
--	---	-------------------	--------------------------------	-------------------------------------	------------------------------------	----------------------------	---------------------------------	--	---	--	--

## RAM (Cont'd/Suite)

## 2014 (Cont'd/Suite)

## C/V

V6 3.6L 3604cc 220 CID Flex	ERB	G	100010	2100010	4100010	9737	29737	4479	224479	4234479	
-----------------------------	-----	---	--------	---------	---------	------	-------	------	--------	---------	--

## H100

L4 2.4L 2359CC 144CID (Mex.)			1334 <sup>53</sup>	21334 <sup>70</sup>	41334	N/S	N/S	N/S	N/S	N/A	
------------------------------	--	--	--------------------	---------------------	-------	-----	-----	-----	-----	-----	--

## PROMASTER 1500

L4 3.0L 2998cc 183 CID Turbo Diesel		D	100058	N/A	N/A	200266	N/A	230263	N/A	N/A	
V6 3.6L 3604cc 220 CID Flex		G	100010	2100010	4100010	200304	2200304	230263	N/A	N/A	

## PROMASTER 2500

L4 3.0L 2998cc 183 CID Turbo Diesel		D	100058	N/A	N/A	200266	N/A	230263	N/A	N/A	
V6 3.6L 3604cc 220 CID Flex		G	100010	2100010	4100010	200304	2200304	230263	N/A	N/A	

## PROMASTER 3500

L4 3.0L 2998cc 183 CID Turbo Diesel		D	100058	N/A	N/A	200266	N/A	230263	N/A	N/A	
V6 3.6L 3604cc 220 CID Flex		G	100010	2100010	4100010	200304	2200304	230263	N/A	N/A	

## 2013

## 1500

V6 3.6L 3600cc (Mex.)			7045	27045	47045	2725 <sup>155</sup> 2725FR <sup>360</sup>	22725 <sup>155</sup> N/A <sup>360</sup>	N/A	N/A	N/A	
V6 3.6L 3604cc 220 CID Flex	ERB		7526	27526	47526	2725 <sup>155</sup> 2725FR <sup>360</sup>	22725 <sup>155</sup> N/A <sup>360</sup>	4313 <sup>528</sup>	224313 <sup>528</sup>	4234313 <sup>528</sup>	
V6 3.7L 3700cc (Mex.)			7045	27045	47045	2725 2725FR <sup>360</sup>	22725 N/A <sup>360</sup>	4313	224313	4234313	
V8 4.7L 285 CID Flex		P	7899	27899 <sup>70</sup>	47899	2725 <sup>155</sup> 2725FR <sup>360</sup>	22725 <sup>155</sup> N/A <sup>360</sup>	4313 <sup>528</sup>	224313 <sup>528</sup>	4234313 <sup>528</sup>	
V8 5.7L 345 CID	EZH	T	7060 <sup>53</sup>	27060	47060	2725 <sup>155</sup> 2725FR <sup>360</sup>	22725 <sup>155</sup> N/A <sup>360</sup>	4313 <sup>528</sup>	224313 <sup>528</sup>	4234313 <sup>528</sup>	

## 2500

L6 6.7L 408 CID Turbo Diesel	ETK	L	7620 <sup>53</sup>	27620 <sup>70</sup>	47620	6930 6930FR <sup>360</sup>	26930 N/A <sup>360</sup>	4579	224579	N/A	
V8 5.7L 345 CID	EZC	T	7060 <sup>53</sup>	27060	47060	2725 <sup>155</sup> 2725FR <sup>360</sup>	22725 <sup>155</sup> N/A <sup>360</sup>	4579	224579	N/A	

## 3500

L6 6.7L 408 CID Turbo Diesel	ETK	L	7620 <sup>53</sup>	27620 <sup>70</sup>	47620	6930 6930FR <sup>360</sup>	26930 N/A <sup>360</sup>	4579	224579	N/A	
V8 5.7L 345 CID	EZC	T	7060 <sup>53</sup>	27060	47060	2725 <sup>155</sup> 2725FR <sup>360</sup>	22725 <sup>155</sup> N/A <sup>360</sup>	4579	224579	N/A	

## C/V

V6 3.6L 3604cc 220 CID Flex	ERB	G	7526	27526 <sup>70</sup>	47526	9737	29737	4479	224479	4234479	
-----------------------------	-----	---	------	---------------------	-------	------	-------	------	--------	---------	--

## 2012

## 1500

V6 3.7L 226 CID		K	7045	27045	47045	2725 <sup>155</sup> 2725FR <sup>360</sup>	22725 <sup>155</sup> N/A <sup>360</sup>	4313 <sup>528</sup>	224313 <sup>528</sup>	4234313 <sup>528</sup>	
V6 3.7L 3700cc (Mex.)			7045	27045	47045	2725 2725FR <sup>360</sup>	22725 N/A <sup>360</sup>	N/A	N/A	N/A	
V8 4.7L 285 CID Flex		P	7899 <sup>53</sup>	27899 <sup>70</sup>	47899	2725 <sup>155</sup> 2725FR <sup>360</sup>	22725 <sup>155</sup> N/A <sup>360</sup>	4313 <sup>528</sup>	224313 <sup>528</sup>	4234313 <sup>528</sup>	
V8 5.7L 345 CID	EZC	T	7899 <sup>53</sup>	27899 <sup>70</sup>	47899	2725 <sup>155</sup> 2725FR <sup>360</sup>	22725 <sup>155</sup> N/A <sup>360</sup>	4313 <sup>528</sup>	224313 <sup>528</sup>	4234313 <sup>528</sup>	
	EZH	T	7899 <sup>53</sup>	27899 <sup>70</sup>	47899	2725 2725FR <sup>360</sup>	22725 N/A <sup>360</sup>	4313	224313	4234313	

N/A = Not Available N/R = Not Required N/S = Not Servicable For cabin air locator chart, see pages 5-12 See pages 13-16 for footnotes

1) ProSelect - Normal Driving - Traditional Change Intervals 2) NAPA Gold - Severe Driving - OE Recommended intervals 3) NAPA Platinum - Harsh Driving - OE Recommend Intervals

N/A = Non disponible N/R = Non nécessaire N/S = Non réparable Voir le tableau des filtres et d'habitacle aux pages 5-12 Voir pages 13-16 pour des notes

1) NAPA ProSelect et Argent - Conduite normale - Intervalles normaux de remplacement 2) NAPA Or - Conduite difficile - Intervalles recommandés par FEO 3) NAPA Platine - Conduite très difficile - Intervalles recommandés par FEO

N/A = No disponible N/R = No requerido N/S = No Servicable Para el aire de la cabina y tabla de localización de filtro, consulte las páginas 5-12 Ver las páginas 13-16 para las notas al pie de página

1) NAPA ProSelect y Plata - Manejo normal - Intervalles normales de cambio 2) NAPA Oro - Manejo difícil - Intervalles recomendados por el OEM 3) NAPA Platino - Manejo muy difícil - Intervalles recomendados por el OEM

Italicized Part Numbers May Not Be Available.

Las piezas con números en *italicas* pueden no estar disponibles.Les numéros de pièce en *italiques* peuvent ne pas être disponibles.



Year/Año/Année Model/Modelo/Modèle Engine/Motor/Moteur	Eng. Code Código de motor Code moteur	VIN NIV NIV	GOLD Oil Aceite Huile	ProSelect Oil Aceite Huile	Platinum Oil Aceite Huile	GOLD Air Aire Air	ProSelect Air Aire Air	GOLD Cabin Air Cabina Aire Cabine Air	ProSelect Cabin Air Cabina Aire Cabine Air	Platinum Cabin Air Cabina Aire Cabine Air	Loc. Cabin Air Cabina Aire Cabine Air
--	---	-------------------	--------------------------------	-------------------------------------	------------------------------------	----------------------------	---------------------------------	--	---	--	--

RAM (Cont'd/Suite)

**2012** (Cont'd/Suite)

2500

L6 6.7L 408 CID Turbo Diesel	ETJ	L	7620 <sup>53</sup>	27620 <sup>70</sup>	47620	6930 6930FR <sup>260</sup>	26930 N/A <sup>360</sup>	4579	224579	N/A	
V8 5.7L 345 CID	EZC	T	7899 <sup>53</sup>	27899 <sup>70</sup>	47899	2725 2725FR <sup>260</sup>	22725 N/A <sup>360</sup>	4579	224579	N/A	
V8 5.7L 345 CID BI-Fuel	EZF	2	7899	27899 <sup>70</sup>	47899	2725 <sup>155</sup> 2725FR <sup>260</sup>	22725 <sup>155</sup> N/A <sup>360</sup>	4579	224579	N/A	

3500

L6 6.7L 408 CID Turbo Diesel	ETJ	L	7620 <sup>53</sup>	27620 <sup>70</sup>	47620	6930 6930FR <sup>260</sup>	26930 N/A <sup>360</sup>	4579	224579	N/A	
V8 5.7L 345 CID	EZC	T	7899 <sup>53</sup>	27899 <sup>70</sup>	47899	2725 2725FR <sup>260</sup>	22725 N/A <sup>360</sup>	4579	224579	N/A	

C/V

V6 3.6L 360cc 220 CID Flex	ERB		7526	27526 <sup>70</sup>	47526	9737	29737	4479	224479	4234479	
----------------------------	-----	--	------	---------------------	-------	------	-------	------	--------	---------	--

**2011**

1500

V6 3.7L 226 CID		K	7045	27045 <sup>70</sup>	47045	2725 <sup>155</sup> 2725FR <sup>260</sup>	22725 <sup>155</sup> N/A <sup>360</sup>	4313 <sup>528</sup>	224313 <sup>528</sup>	4234313 <sup>528</sup>	
V8 4.7L 285 CID Flex		P	7899	27899 <sup>70</sup>	47899	2725 <sup>155</sup> 2725FR <sup>260</sup>	22725 <sup>155</sup> N/A <sup>360</sup>	4313 <sup>528</sup>	224313 <sup>528</sup>	4234313 <sup>528</sup>	
V8 5.7L 345 CID	EZH	T	7899	27899 <sup>70</sup>	47899	2725 <sup>155</sup> 2725FR <sup>260</sup>	22725 <sup>155</sup> N/A <sup>360</sup>	4313 <sup>528</sup>	224313 <sup>528</sup>	4234313 <sup>528</sup>	

2500

L6 6.7L 408 CID Turbo Diesel	ETJ	L	7620 <sup>53</sup>	27620 <sup>70</sup>	47620	6930 6930FR <sup>260</sup>	26930 N/A <sup>360</sup>	4579	224579	N/A	
V8 5.7L 345 CID	EZC	T	7899	27899 <sup>70</sup>	47899	2725 <sup>155</sup> 2725FR <sup>260</sup>	22725 <sup>155</sup> N/A <sup>360</sup>	4579	224579	N/A	

3500

L6 6.7L 408 CID Turbo Diesel	ETJ	L	7620 <sup>53</sup>	27620 <sup>70</sup>	47620	6930 6930FR <sup>260</sup>	26930 N/A <sup>360</sup>	4579	224579	N/A	
V8 5.7L 345 CID	EZC	T	7899	27899 <sup>70</sup>	47899	2725 <sup>155</sup> 2725FR <sup>260</sup>	22725 <sup>155</sup> N/A <sup>360</sup>	4579	224579	N/A	

DAKOTA

V6 3.7L 226 CID		K	7045	27045 <sup>70</sup>	47045	6077	26077	N/R	N/R	N/R	
V8 4.7L 285 CID Flex		P	7899	27899 <sup>70</sup>	47899	6077	26077	N/R	N/R	N/R	

**2010**

1500

V8 5.7L 345 CID	EZH	T	7060 <sup>53</sup>	27060	47060	2725 <sup>155</sup> 2725FR <sup>260</sup>	22725 <sup>155</sup> N/A <sup>360</sup>	4313	224313	4234313	
-----------------	-----	---	--------------------	-------	-------	--	--	------	--------	---------	--

2500

V8 5.7L 345CID (Mex.)			1372 <sup>53</sup>	21372 <sup>70</sup>	41372	2725	22725	N/S	N/S	N/A	
-----------------------	--	--	--------------------	---------------------	-------	------	-------	-----	-----	-----	--

RENAULT

**2018**

CAPTUR

L4 2.0L 1998CID (Mex.)			7207	N/A	N/A	209770	N/A	N/S	N/S	N/A	
------------------------	--	--	------	-----	-----	--------	-----	-----	-----	-----	--

DUSTER

L4 2.0L 1998cc (Mex.)			7207	N/A	N/A	206595	N/A	N/A	N/A	N/A	
-----------------------	--	--	------	-----	-----	--------	-----	-----	-----	-----	--

**2017**

CLIO

L4 1.6L 1598cc (Mex.)			7207	N/A	N/A	206595	N/A	N/A	N/A	N/A	
-----------------------	--	--	------	-----	-----	--------	-----	-----	-----	-----	--

N/A = Not Available N/R = Not Required N/S = Not Servicable For cabin air locator chart, see pages 5-12 See pages 13-16 for footnotes

1) ProSelect - Normal Driving - Traditional Change Intervals 2) NAPA Gold - Severe Driving - OE Recommended intervals 3) NAPA Platinum - Harsh Driving - OE Recommend Intervals

N/A = Non disponible N/R = Non nécessaire N/S = Non réparable Voir le tableau des filtres et d'habitacle aux pages 5-12 Voir pages 13-16 pour des notes

1) NAPA ProSelect et Argent - Conduite normale - Intervalles normaux de remplacement 2) NAPA Or - Conduite difficile - Intervalles recommandés par FEO 3) NAPA Platine - Conduite très difficile - Intervalles recommandés par FEO

N/A = No disponible N/R = No requerido N/S = No Servicable Para el aire de la cabina y tabla de localización de filtro, consulte las páginas 5-12 Ver las páginas 13-16 para las notas al pie de página

1) NAPA ProSelect y Plata - Manejo normal - Intervalos normales de cambio 2) NAPA Oro - Manejo difícil - Intervalos recomendados por el OEM 3) NAPA Platino - Manejo muy difícil - Intervalos recomendados por el OEM

*Italicized Part Numbers May Not Be Available.*

Las piezas con números en *italicas* pueden no estar disponibles.  
Les numéros de pièce en *italiques* peuvent ne pas être disponibles.





## Pass Car Light Truck - Oil - Air - Cabin

RENAULT 2017-2015

Year/Año/Année Model/Modelo/Modèle Engine/Motor/Moteur	Eng. Code Código de motor Code moteur	VIN NIV NIV	GOLD Oil Aceite Huile	ProSelect Oil Aceite Huile	Platinum Oil Aceite Huile	GOLD Air Aire Air	ProSelect Air Aire Air	GOLD Cabin Air Cabina Aire Cabine Air	ProSelect Cabin Air Cabina Aire Cabine Air	Platinum Cabin Air Cabina Aire Cabine Air	Loc. Cabin Air Cabina Aire Cabine Air
--	---	-------------------	--------------------------------	-------------------------------------	------------------------------------	----------------------------	---------------------------------	--	---	--	--

## RENAULT (Cont'd/Suite)

## 2017 (Cont'd/Suite)

## DUSTER

L4 2.0L 1998cc (Mex.)			7207	N/A	N/A	206595	N/A	N/A	N/A	N/A	
-----------------------	--	--	------	-----	-----	--------	-----	-----	-----	-----	--

## FLUENCE

L4 2.0L 1997cc (Mex.)			1365	21365	41365			N/A	N/A	N/A	
-----------------------	--	--	------	-------	-------	--	--	-----	-----	-----	--

## KANGOO EXPRESS

L4 1.6L 1598cc (Mex.)			7207	N/A	N/A	206595	N/A	236928	N/A	N/A	
-----------------------	--	--	------	-----	-----	--------	-----	--------	-----	-----	--

## KOLEOS

L4 2.5L 2488cc (Mex.)			1365	21365	41365	6358	26358	N/A	N/A	N/A	
-----------------------	--	--	------	-------	-------	------	-------	-----	-----	-----	--

## LOGAN

L4 1.6L 1598cc (Mex.)			7207	N/A	N/A	N/A	N/A	N/A	N/A	N/A	
-----------------------	--	--	------	-----	-----	-----	-----	-----	-----	-----	--

## SANDERO

L4 1.6L 1598cc (Mex.)			7207	N/A	N/A	N/A	N/A	N/A	N/A	N/A	
-----------------------	--	--	------	-----	-----	-----	-----	-----	-----	-----	--

## 2016

## CLIO

L4 1.6L 1598cc (Mex.)			7207	N/A	N/A	206595	N/A	N/A	N/A	N/A	
-----------------------	--	--	------	-----	-----	--------	-----	-----	-----	-----	--

## DUSTER

L4 2.0L 1998cc (Mex.)			7207	N/A	N/A	206595	N/A	N/A	N/A	N/A	
-----------------------	--	--	------	-----	-----	--------	-----	-----	-----	-----	--

## FLUENCE

L4 2.0L 1997cc (Mex.)			1365	21365	41365			N/A	N/A	N/A	
-----------------------	--	--	------	-------	-------	--	--	-----	-----	-----	--

## KANGOO EXPRESS

L4 1.6L 1598cc (Mex.)			7207	N/A	N/A	206595	N/A	236928	N/A	N/A	
-----------------------	--	--	------	-----	-----	--------	-----	--------	-----	-----	--

## KOLEOS

L4 2.5L 2488cc (Mex.)			1365	21365	41365	6358	26358	N/A	N/A	N/A	
-----------------------	--	--	------	-------	-------	------	-------	-----	-----	-----	--

## LOGAN

L4 1.6L 1598cc (Mex.)			7207	N/A	N/A	N/A	N/A	N/A	N/A	N/A	
-----------------------	--	--	------	-----	-----	-----	-----	-----	-----	-----	--

## SANDERO

L4 1.6L 1598cc (Mex.)			7207	N/A	N/A	N/A	N/A	N/A	N/A	N/A	
-----------------------	--	--	------	-----	-----	-----	-----	-----	-----	-----	--

## STEPWAY

L4 1.6L 1598cc (Mex.)			7207	N/A	N/A	206595	N/A	N/A	N/A	N/A	
-----------------------	--	--	------	-----	-----	--------	-----	-----	-----	-----	--

## 2015

## CLIO

L4 1.6L 1598cc (Mex.)			7207	N/A	N/A	206595	N/A	N/A	N/A	N/A	
-----------------------	--	--	------	-----	-----	--------	-----	-----	-----	-----	--

## DUSTER

L4 2.0L 1998cc (Mex.)			7207	N/A	N/A	206595	N/A	N/A	N/A	N/A	
-----------------------	--	--	------	-----	-----	--------	-----	-----	-----	-----	--

## FLUENCE

L4 2.0L 1997cc (Mex.)			1365	21365	41365			N/A	N/A	N/A	
-----------------------	--	--	------	-------	-------	--	--	-----	-----	-----	--

## KANGOO EXPRESS

L4 1.6L 1598cc (Mex.)			7207	N/A	N/A	206595	N/A	236928	N/A	N/A	
-----------------------	--	--	------	-----	-----	--------	-----	--------	-----	-----	--

## KOLEOS

L4 2.5L 2488cc (Mex.)			1365	21365	41365	6358	26358	N/A	N/A	N/A	
-----------------------	--	--	------	-------	-------	------	-------	-----	-----	-----	--

## LOGAN

L4 1.6L 1598cc (Mex.)			7207	N/A	N/A	N/A	N/A	N/A	N/A	N/A	
-----------------------	--	--	------	-----	-----	-----	-----	-----	-----	-----	--

## SANDERO

L4 1.6L 1598cc (Mex.)			7207	N/A	N/A	N/A	N/A	N/A	N/A	N/A	
-----------------------	--	--	------	-----	-----	-----	-----	-----	-----	-----	--

## STEPWAY

L4 1.6L 1598cc (Mex.)			7207	N/A	N/A	206595	N/A	N/A	N/A	N/A	
-----------------------	--	--	------	-----	-----	--------	-----	-----	-----	-----	--

N/A = Not Available N/R = Not Required N/S = Not Servicable For cabin air locator chart, see pages 5-12 See pages 13-16 for footnotes

1) ProSelect - Normal Driving - Traditional Change Intervals 2) NAPA Gold - Severe Driving - OE Recommended intervals 3) NAPA Platinum - Harsh Driving - OE Recommend Intervals

N/A = Non disponible N/R = Non nécessaire N/S = Non réparable Voir le tableau des filtres et d'habitacle aux pages 5-12 Voir pages 13-16 pour des notes

1) NAPA ProSelect et Argent - Conduite normale - Intervalles normaux de remplacement 2) NAPA Or - Conduite difficile - Intervalles recommandés par FEO 3) NAPA Platine - Conduite très difficile - Intervalles recommandés par FEO

N/A = No disponible N/R = No requerido N/S = No Servicable Para el aire de la cabina y tabla de localización de filtro, consulte las páginas 5-12 Ver las páginas 13-16 para las notas al pie de página

1) NAPA ProSelect y Plata - Manejo normal - Intervalos normales de cambio 2) NAPA Oro - Manejo difícil - Intervalos recomendados por el OEM 3) NAPA Platino - Manejo muy difícil - Intervalos recomendados por el OEM

*Italicized Part Numbers May Not Be Available.*

Las piezas con números en *italicas* pueden no estar disponibles.

Les numéros de pièce en *italiques* peuvent ne pas être disponibles.

P  
a  
s  
s  
C  
a  
r  
L  
i  
g  
h  
t  
T  
r  
u  
c  
k  
O  
i  
l  
-  
A  
i  
r  
-  
C  
a  
b  
i  
n



RENAULT 2014-2012

Pass Car Light Truck - Oil - Air - Cabin

Year/Año/Année Model/Modelo/Modele Engine/Motor/Moteur	Eng. Code Código de motor Code moteur	VIN NIV NIV	GOLD Oil Aceite Huile	ProSelect Oil Aceite Huile	Platinum Oil Aceite Huile	GOLD Air Aire Air	ProSelect Air Aire Air	GOLD Cabin Air Cabina Aire Cabine Air	ProSelect Cabin Air Cabina Aire Cabine Air	Platinum Cabin Air Cabina Aire Cabine Air	Loc. Cabin Air Cabina Aire Cabine Air
--	---	-------------------	--------------------------------	-------------------------------------	------------------------------------	----------------------------	---------------------------------	--	---	--	--

## RENAULT (Cont'd/Suite)

## 2014

## DUSTER

L4 2.0L 1998cc (Mex.)		7207	N/A	N/A	206595	N/A	N/A	N/A	N/A	
-----------------------	--	------	-----	-----	--------	-----	-----	-----	-----	--

## FLUENCE

L4 2.0L 1997cc (Mex.)		1365	21365	41365			N/A	N/A	N/A	
-----------------------	--	------	-------	-------	--	--	-----	-----	-----	--

## KANGOO EXPRESS

L4 1.6L 1598cc (Mex.)		7207	N/A	N/A	206595	N/A	236928	N/A	N/A	
-----------------------	--	------	-----	-----	--------	-----	--------	-----	-----	--

## KOLEOS

L4 2.5L 2488cc (Mex.)		1365	21365	41365	6358	26358	N/A	N/A	N/A	
-----------------------	--	------	-------	-------	------	-------	-----	-----	-----	--

## SANDERO

L4 1.6L 1598cc (Mex.)		7207	N/A	N/A	206595	N/A	N/A	N/A	N/A	
-----------------------	--	------	-----	-----	--------	-----	-----	-----	-----	--

## STEPWAY

L4 1.6L 1598cc (Mex.)		7207	N/A	N/A	206595	N/A	N/A	N/A	N/A	
-----------------------	--	------	-----	-----	--------	-----	-----	-----	-----	--

## TRAFIC

L4 2.0L 1998cc (Mex.)		7207	N/A	N/A	206595	N/A	239246	N/A	N/A	
-----------------------	--	------	-----	-----	--------	-----	--------	-----	-----	--

## 2013

## DUSTER

L4 2.0L 1998cc (Mex.)		7207	N/A	N/A	206595	N/A	N/A	N/A	N/A	
-----------------------	--	------	-----	-----	--------	-----	-----	-----	-----	--

## FLUENCE

L4 2.0L 1997cc (Mex.)		1365	21365	41365			N/A	N/A	N/A	
-----------------------	--	------	-------	-------	--	--	-----	-----	-----	--

## KANGOO EXPRESS

L4 1.6L 1598cc (Mex.)		7207	N/A	N/A	206595	N/A	236928	N/A	N/A	
-----------------------	--	------	-----	-----	--------	-----	--------	-----	-----	--

## KOLEOS

L4 2.5L 2488cc (Mex.)		1365	21365	41365	6358	26358	N/A	N/A	N/A	
-----------------------	--	------	-------	-------	------	-------	-----	-----	-----	--

## SANDERO

L4 1.6L 1598cc (Mex.)		7207	N/A	N/A	206595	N/A	N/A	N/A	N/A	
-----------------------	--	------	-----	-----	--------	-----	-----	-----	-----	--

## SCALA

L4 1.6L 1597cc (Mex.)		1358 <sup>53</sup>	21358	41358			N/A	N/A	N/A	
-----------------------	--	--------------------	-------	-------	--	--	-----	-----	-----	--

## STEPWAY

L4 1.6L 1598cc (Mex.)		7207	N/A	N/A	206595	N/A	N/A	N/A	N/A	
-----------------------	--	------	-----	-----	--------	-----	-----	-----	-----	--

## TRAFIC

L4 1.9L 1870cc Turbo Diesel (Mex.)		7207	N/A	N/A			239246	N/A	N/A	
------------------------------------	--	------	-----	-----	--	--	--------	-----	-----	--

L4 2.0L 1998cc (Mex.)		7207	N/A	N/A	206595	N/A	239246	N/A	N/A	
-----------------------	--	------	-----	-----	--------	-----	--------	-----	-----	--

## 2012

## FLUENCE

L4 2.0L 1997cc (Mex.)		1365	21365	41365			N/A	N/A	N/A	
-----------------------	--	------	-------	-------	--	--	-----	-----	-----	--

## KANGOO EXPRESS

L4 1.6L 1598cc (Mex.)		7207	N/A	N/A	206595	N/A	236928	N/A	N/A	
-----------------------	--	------	-----	-----	--------	-----	--------	-----	-----	--

## KOLEOS

L4 2.5L 2488cc (Mex.)		1365	21365	41365	6358	26358	N/A	N/A	N/A	
-----------------------	--	------	-------	-------	------	-------	-----	-----	-----	--

## SANDERO

L4 1.6L 1598cc (Mex.)		7207	N/A	N/A	206595	N/A	N/A	N/A	N/A	
-----------------------	--	------	-----	-----	--------	-----	-----	-----	-----	--

## SCALA

L4 1.6L 1597cc (Mex.)		1358 <sup>53</sup>	21358	41358			N/A	N/A	N/A	
-----------------------	--	--------------------	-------	-------	--	--	-----	-----	-----	--

## STEPWAY

L4 1.6L 1598cc (Mex.)		7207	N/A	N/A	206595	N/A	N/A	N/A	N/A	
-----------------------	--	------	-----	-----	--------	-----	-----	-----	-----	--

## TRAFIC

L4 1.9L 1870cc Turbo Diesel (Mex.)		7207	N/A	N/A			239246	N/A	N/A	
------------------------------------	--	------	-----	-----	--	--	--------	-----	-----	--

L4 2.0L 1998cc (Mex.)		7207	N/A	N/A	206595	N/A	239246	N/A	N/A	
-----------------------	--	------	-----	-----	--------	-----	--------	-----	-----	--

N/A = Not Available N/R = Not Required N/S = Not Servicable For cabin air locator chart, see pages 5-12 See pages 13-16 for footnotes

1) ProSelect - Normal Driving - Traditional Change Intervals 2) NAPA Gold - Severe Driving - OE Recommended intervals 3) NAPA Platinum - Harsh Driving - OE Recommend Intervals

N/A = Non disponible N/R = Non nécessaire N/S = Non réparable Voir le tableau des filtres et d'habitacle aux pages 5-12 Voir pages 13-16 pour des notes

1) NAPA ProSelect et Argent - Conduite normale - Intervalles normaux de remplacement 2) NAPA Or - Conduite difficile - Intervalles recommandés par FEO 3) NAPA Platine - Conduite très difficile - Intervalles recommandés par FEO

N/A = No disponible N/R = No requerido N/S = No Servicable Para el aire de la cabina y tabla de localización de filtro, consulte las páginas 5-12 Ver las páginas 13-16 para las notas al pie de página

1) NAPA ProSelect y Plata - Manejo normal - Intervalos normales de cambio 2) NAPA Oro - Manejo difícil - Intervalos recomendados por el OEM 3) NAPA Platino - Manejo muy difícil - Intervalos recomendados por el OEM

*Italicized Part Numbers May Not Be Available.*

Las piezas con números en *italicas* pueden no estar disponibles.  
Les numéros de pièce en *italiques* peuvent ne pas être disponibles.



Pass Car Light Truck - Oil - Air - Cabin

RENAULT 2011-2009

Year/Año/Année Model/Modelo/Modèle Engine/Motor/Moteur	Eng. Code Código de motor Code moteur	VIN NIV NIV	GOLD Oil Aceite Huile	ProSelect Oil Aceite Huile	Platinum Oil Aceite Huile	GOLD Air Aire Air	ProSelect Air Aire Air	GOLD Cabin Air Cabina Aire Cabine Air	ProSelect Cabin Air Cabina Aire Cabine Air	Platinum Cabin Air Cabina Aire Cabine Air	Loc. Cabin Air Cabina Aire Cabine Air
--	---	-------------------	--------------------------------	-------------------------------------	------------------------------------	----------------------------	---------------------------------	--	---	--	--

RENAULT (Cont'd/Suite)

**2011**

**FLUENCE**

1.6i 16V (Mex.)		7207	N/A	N/A				232010 N/A	N/A N/A	N/A N/A	
L4 2.0L 1997cc (Mex.)		1365	21365	41365				N/A	N/A	N/A	

**KANGOO**

L4 1.6L 1598cc (Mex.)		7207	N/A	N/A	206595	N/A	N/A	N/A	N/A	N/A	
-----------------------	--	------	-----	-----	--------	-----	-----	-----	-----	-----	--

**KANGOO EXPRESS**

L4 1.6L 1598cc (Mex.)		7207	N/A	N/A	206595	N/A	236928	N/A	N/A	N/A	
-----------------------	--	------	-----	-----	--------	-----	--------	-----	-----	-----	--

**KOLEOS**

L4 2.5L 2488cc (Mex.)		1365	21365	41365	6358	26358		N/A	N/A	N/A	
-----------------------	--	------	-------	-------	------	-------	--	-----	-----	-----	--

**MEGANE**

1.4i 16V (Mex.)		7207	N/A	N/A				N/A	N/A	N/A	
1.5 dCi FAP (Mex.)		7207	N/A	N/A				N/A	N/A	N/A	

**SANDERO**

L4 1.6L 1598cc (Mex.)		7207	N/A	N/A	206595	N/A	N/A	N/A	N/A	N/A	
-----------------------	--	------	-----	-----	--------	-----	-----	-----	-----	-----	--

**SCALA**

L4 1.6L 1597cc (Mex.)		1358 <sup>53</sup>	21358	41358				N/A	N/A	N/A	
-----------------------	--	--------------------	-------	-------	--	--	--	-----	-----	-----	--

**SCENIC**

1.4i 16V (Mex.)		7207	N/A	N/A				N/A	N/A	N/A	
1.6 dCi (Mex.)		107424	N/A	N/A				N/A	N/A	N/A	

**STEPWAY**

L4 1.6L 1598cc (Mex.)		7207	N/A	N/A	206595	N/A	N/A	N/A	N/A	N/A	
-----------------------	--	------	-----	-----	--------	-----	-----	-----	-----	-----	--

**TRAFIC**

L4 1.9L 1870cc Turbo Diesel (Mex.)		7207	N/A	N/A				239246	N/A	N/A	
------------------------------------	--	------	-----	-----	--	--	--	--------	-----	-----	--

**2010**

**FLUENCE**

1.6i 16V (Mex.)		7207	N/A	N/A				232010 N/A	N/A N/A	N/A N/A	
L4 2.0L 1997cc (Mex.)		1365	21365	41365				N/A	N/A	N/A	

**KOLEOS**

4 cyl. 152 2.5L		7002	27002	47002				N/A	N/A	N/A	
-----------------	--	------	-------	-------	--	--	--	-----	-----	-----	--

**MEGANE**

1.4i 16V (Mex.)		7207	N/A	N/A				N/A	N/A	N/A	
1.5 dCi FAP (Mex.)		7207	N/A	N/A				N/A	N/A	N/A	
L4 2.0L 2000cc (Mex.)	FI	7207	N/A	N/A				N/A	N/A	N/A	

**SANDERO**

L4 1.6L 1598cc (Mex.)		7207	N/A	N/A	206595	N/A	N/A	N/A	N/A	N/A	
-----------------------	--	------	-----	-----	--------	-----	-----	-----	-----	-----	--

**SCALA**

L4 1.6L 1597cc (Mex.)		1358 <sup>53</sup>	21358	41358				N/A	N/A	N/A	
-----------------------	--	--------------------	-------	-------	--	--	--	-----	-----	-----	--

**SCENIC**

1.4i 16V (Mex.)		7207	N/A	N/A				N/A	N/A	N/A	
1.6i 16V (Mex.)		7207	N/A	N/A				N/A	N/A	N/A	

**STEPWAY**

L4 1.6L 1598cc (Mex.)		7207	N/A	N/A	206595	N/A	N/A	N/A	N/A	N/A	
-----------------------	--	------	-----	-----	--------	-----	-----	-----	-----	-----	--

**2009**

**CLIO**

L4 1.5L 1461cc Diesel (Mex.)	K9K	7207	N/A	N/A	506761	N/A	236928	N/A	N/A	N/A	
L4 1.6L 1600cc (Mex.)	FI	7207	N/A	N/A			N/A	N/A	N/A	N/A	

N/A = Not Available N/R = Not Required N/S = Not Servicable For cabin air locator chart, see pages 5-12 See pages 13-16 for footnotes

1) ProSelect - Normal Driving - Traditional Change Intervals 2) NAPA Gold - Severe Driving - OE Recommended intervals 3) NAPA Platinum - Harsh Driving - OE Recommend Intervals

N/A = Non disponible N/R = Non nécessaire N/S = Non réparable Voir le tableau des filtres et d'habitacle aux pages 5-12 Voir pages 13-16 pour des notes

1) NAPA ProSelect et Argent - Conduite normale - Intervalles normaux de remplacement 2) NAPA Or - Conduite difficile - Intervalles recommandés par FEO 3) NAPA Platine - Conduite très difficile - Intervalles recommandés par FEO

N/A = No disponible N/R = No requerido N/S = No Servicable Para el aire de la cabina y tabla de localización de filtro, consulte las páginas 5-12 Ver las páginas 13-16 para las notas al pie de página

1) NAPA ProSelect y Plata - Manejo normal - Intervalos normales de cambio 2) NAPA Oro - Manejo difícil - Intervalos recomendados por el OEM 3) NAPA Platino - Manejo muy difícil - Intervalos recomendados por el OEM

*Italicized Part Numbers May Not Be Available.*

Las piezas con números en *italicas* pueden no estar disponibles.

Les numéros de pièce en *italiques* peuvent ne pas être disponibles.

P  
a  
s  
s  
C  
a  
r  
L  
i  
g  
h  
t  
T  
r  
u  
c  
k  
O  
i  
l  
-  
A  
i  
r  
-  
C  
a  
b  
i  
n



RENAULT 2009-2008

Pass Car Light Truck - Oil - Air - Cabin

Year/Año/Année Model/Modelo/Modele Engine/Motor/Moteur	Eng. Code Código de motor Code moteur	VIN NIV NIV	GOLD Oil Aceite Huile	ProSelect Oil Aceite Huile	Platinum Oil Aceite Huile	GOLD Air Aire Air	ProSelect Air Aire Air	GOLD Cabin Air Cabina Aire Cabine Air	ProSelect Cabin Air Cabina Aire Cabine Air	Platinum Cabin Air Cabina Aire Cabine Air	Loc. Cabin Air Cabina Aire Cabine Air
--	---	-------------------	--------------------------------	-------------------------------------	------------------------------------	----------------------------	---------------------------------	--	---	--	--

## RENAULT (Cont'd/Suite)

## 2009 (Cont'd/Suite)

## KANGOO

L4 1.4L 1390cc (Mex.)			7207	N/A	N/A	N/A Round	N/A Round	236928 w/AC	N/A w/AC	N/A w/AC	
L4 1.6L 1600cc (Mex.)	FI		7207	N/A	N/A	206595	N/A	N/A	N/A	N/A	

## KANGOO EXPRESS

L4 1.5L 1461cc Diesel (Mex.)	K9K		7207	N/A	N/A	506761	N/A	236928	N/A	N/A	
L4 1.6L 1598cc (Mex.)			7207	N/A	N/A	206595	N/A	236928	N/A	N/A	

## KOLEOS

L4 2.0L 1995cc Turbo Diesel (Mex.)			107424	N/A	N/A	N/A	N/A	N/A	N/A	N/A	
L4 2.5L 2488cc (Mex.)			1365	21365	41365	6358	26358	N/A	N/A	N/A	

## LAGUNA

V6 3.0L 2993cc Turbo Diesel (Mex.)						N/A	N/A	N/A	N/A	N/A	
------------------------------------	--	--	--	--	--	-----	-----	-----	-----	-----	--

## MEGANE

L4 1.5L 1461cc Diesel (Mex.)	K9K		7207	N/A	N/A	9000	29000	239174	N/A	N/A	
L4 1.6L 1598cc (Mex.)			7207	N/A	N/A	206595	N/A	N/A	N/A	N/A	
L4 2.0L 1998cc (Mex.)			7207	N/A	N/A	209458	N/A	239174	N/A	N/A	

## SANDERO

L4 1.6L 1598cc (Mex.)			7207	N/A	N/A	206595	N/A	N/A	N/A	N/A	
-----------------------	--	--	------	-----	-----	--------	-----	-----	-----	-----	--

## SYMBOL

L4 1.5L 1461cc Diesel (Mex.)	K9K		7207	N/A	N/A	209425	N/A	236928	N/A	N/A	
------------------------------	-----	--	------	-----	-----	--------	-----	--------	-----	-----	--

## THALIA

L4 1.5L 1461cc Diesel (Mex.)	K9K		7207	N/A	N/A	209425	N/A	236928	N/A	N/A	
------------------------------	-----	--	------	-----	-----	--------	-----	--------	-----	-----	--

## TRAFIC

L4 1.9L 1870cc Turbo Diesel (Mex.)			7207	N/A	N/A			239246	N/A	N/A	
------------------------------------	--	--	------	-----	-----	--	--	--------	-----	-----	--

## 2008

## CLIO

L4 1.5L 1461cc Diesel (Mex.)	K9K		7207	N/A	N/A	506761	N/A	236928	N/A	N/A	
L4 1.6L (Mex.)			7207	N/A	N/A	206595	N/A	N/A	N/A	N/A	

## GRAND SCENIC

L4 1.6L 1598cc (Mex.)			7207	N/A	N/A	9000	29000	239212	N/A	N/A	
L4 2.0L 1998cc (Mex.)			7207	N/A	N/A	209458	N/A	239212	N/A	N/A	

## KANGOO

L4 1.4L 1390cc (Mex.)			7207	N/A	N/A	N/A Round	N/A Round	236928 w/AC	N/A w/AC	N/A w/AC	
L4 1.6L (Mex.)			7207	N/A	N/A	206595	N/A	N/A	N/A	N/A	

## KANGOO EXPRESS

L4 1.6L 1598cc (Mex.)			7207	N/A	N/A	206595	N/A	236928	N/A	N/A	
-----------------------	--	--	------	-----	-----	--------	-----	--------	-----	-----	--

## KOLEOS

L4 2.0L 1995cc Turbo Diesel (Mex.)			107424	N/A	N/A	N/A	N/A	N/A	N/A	N/A	
------------------------------------	--	--	--------	-----	-----	-----	-----	-----	-----	-----	--

## LAGUNA

V6 3.0L 2993cc Turbo Diesel (Mex.)						N/A	N/A	N/A	N/A	N/A	
------------------------------------	--	--	--	--	--	-----	-----	-----	-----	-----	--

## MEGANE

L4 1.5L 1461cc Diesel (Mex.)	K9K		7207	N/A	N/A	9000	29000	239174	N/A	N/A	
L4 1.6L 1598cc (Mex.)			7207	N/A	N/A	206595	N/A	N/A	N/A	N/A	
L4 2.0L 1998cc (Mex.)			7207	N/A	N/A	209458	N/A	239174	N/A	N/A	

## MEGANE SPORT

L4 2.0L 2000cc (Mex.)			7207	N/A	N/A	209458	N/A	N/A	N/A	N/A	
-----------------------	--	--	------	-----	-----	--------	-----	-----	-----	-----	--

## SANDERO

L4 1.6L 1598cc (Mex.)			7207	N/A	N/A	206595	N/A	N/A	N/A	N/A	
-----------------------	--	--	------	-----	-----	--------	-----	-----	-----	-----	--

N/A = Not Available N/R = Not Required N/S = Not Servicable For cabin air locator chart, see pages 5-12 See pages 13-16 for footnotes

1) ProSelect - Normal Driving - Traditional Change Intervals 2) NAPA Gold - Severe Driving - OE Recommended intervals 3) NAPA Platinum - Harsh Driving - OE Recommend Intervals

N/A = Non disponible N/R = Non nécessaire N/S = Non réparable Voir le tableau des filtres et d'habitacle aux pages 5-12 Voir pages 13-16 pour des notes

1) NAPA ProSelect et Argent - Conduite normale - Intervalles normaux de remplacement 2) NAPA Or - Conduite difficile - Intervalles recommandés par FEO 3) NAPA Platine - Conduite très difficile - Intervalles recommandés par FEO

N/A = No disponible N/R = No requerido N/S = No Servicable Para el aire de la cabina y tabla de localización de filtro, consulte las páginas 5-12 Ver las páginas 13-16 para las notas al pie de página

1) NAPA ProSelect y Plata - Manejo normal - Intervalos normales de cambio 2) NAPA Oro - Manejo difícil - Intervalos recomendados por el OEM 3) NAPA Platino - Manejo muy difícil - Intervalos recomendados por el OEM

Italicized Part Numbers May Not Be Available.

Las piezas con números en *italicas* pueden no estar disponibles.  
Les numéros de pièce en *italiques* peuvent ne pas être disponibles.



Pass Car Light Truck - Oil - Air - Cabin

RENAULT 2008-2006

Year/Año/Année Model/Modelo/Modele Engine/Motor/Moteur	Eng. Code Código de motor Code moteur	VIN NIV NIV	GOLD Oil Aceite Huile	ProSelect Oil Aceite Huile	Platinum Oil Aceite Huile	GOLD Air Aire Air	ProSelect Air Aire Air	GOLD Cabin Air Cabina Aire Cabine Air	ProSelect Cabin Air Cabina Aire Cabine Air	Platinum Cabin Air Cabina Aire Cabine Air	Loc. Cabin Air Cabina Aire Cabine Air
--	---	-------------------	--------------------------------	-------------------------------------	------------------------------------	----------------------------	---------------------------------	--	---	--	--

RENAULT (Cont'd/Suite)

**2008** (Cont'd/Suite)

SCENIC

L4 2.0L 2000cc (Mex.)			7207	N/A	N/A			N/A	N/A	N/A	
-----------------------	--	--	------	-----	-----	--	--	-----	-----	-----	--

SYMBOL

L4 1.5L 1461cc Diesel (Mex.)	K9K		7207	N/A	N/A	209425	N/A	236928	N/A	N/A	
------------------------------	-----	--	------	-----	-----	--------	-----	--------	-----	-----	--

THALIA

L4 1.5L 1461cc Diesel (Mex.)	K9K		7207	N/A	N/A	209425	N/A	236928	N/A	N/A	
------------------------------	-----	--	------	-----	-----	--------	-----	--------	-----	-----	--

TRAFIC

L4 1.9L 1870cc Turbo Diesel (Mex.)			7207	N/A	N/A			239246	N/A	N/A	
------------------------------------	--	--	------	-----	-----	--	--	--------	-----	-----	--

**2007**

CLIO

L4 1.5L 1461cc Diesel (Mex.)	K9K		7207	N/A	N/A	506761	N/A	236928	N/A	N/A	
------------------------------	-----	--	------	-----	-----	--------	-----	--------	-----	-----	--

L4 1.6L 1598cc (Mex.)			7207	N/A	N/A	206595	N/A	236928	N/A	N/A	
-----------------------	--	--	------	-----	-----	--------	-----	--------	-----	-----	--

CLIO SPORT

L4 2.0L 1998cc (Mex.)			7207	N/A	N/A	N/A	N/A	236928	N/A	N/A	
-----------------------	--	--	------	-----	-----	-----	-----	--------	-----	-----	--

GRAND SCENIC

L4 1.6L 1598cc (Mex.)			7207	N/A	N/A	9000	29000	239212	N/A	N/A	
-----------------------	--	--	------	-----	-----	------	-------	--------	-----	-----	--

L4 1.9L 1870cc Turbo Diesel (Mex.)			7207	N/A	N/A	209458	N/A	239212	N/A	N/A	
------------------------------------	--	--	------	-----	-----	--------	-----	--------	-----	-----	--

L4 2.0L 1998cc (Mex.)			7207	N/A	N/A	209458	N/A	239212	N/A	N/A	
-----------------------	--	--	------	-----	-----	--------	-----	--------	-----	-----	--

KANGOO

L4 1.6L (Mex.)			7207	N/A	N/A	206595	N/A	N/A	N/A	N/A	
----------------	--	--	------	-----	-----	--------	-----	-----	-----	-----	--

KANGOO EXPRESS

L4 1.6L 1598cc (Mex.)			7207	N/A	N/A	206595	N/A	236928	N/A	N/A	
-----------------------	--	--	------	-----	-----	--------	-----	--------	-----	-----	--

LAGUNA

L4 2.0L 2000cc (Mex.)	FI		7207	N/A	N/A			N/A	N/A	N/A	
-----------------------	----	--	------	-----	-----	--	--	-----	-----	-----	--

V6 3.0L 3000cc (Mex.)			1626	21626	N/A			N/A	N/A	N/A	
-----------------------	--	--	------	-------	-----	--	--	-----	-----	-----	--

MEGANE

L4 2.0L 1998cc (Mex.)			7207	N/A	N/A	209458	N/A	239174	N/A	N/A	
-----------------------	--	--	------	-----	-----	--------	-----	--------	-----	-----	--

MEGANE SPORT

L4 2.0L 2000cc (Mex.)			7207	N/A	N/A	209458	N/A	N/A	N/A	N/A	
-----------------------	--	--	------	-----	-----	--------	-----	-----	-----	-----	--

SCENIC

L4 2.0L 2000cc (Mex.)			7207	N/A	N/A			N/A	N/A	N/A	
-----------------------	--	--	------	-----	-----	--	--	-----	-----	-----	--

TRAFIC

L4 1.9L 1870cc Turbo Diesel (Mex.)			7207	N/A	N/A			239246	N/A	N/A	
------------------------------------	--	--	------	-----	-----	--	--	--------	-----	-----	--

**2006**

CLIO

L4 1.5L 1461cc Diesel (Mex.)	K9K		7207	N/A	N/A	506761	N/A	236928	N/A	N/A	
------------------------------	-----	--	------	-----	-----	--------	-----	--------	-----	-----	--

L4 1.6L 1598cc (Mex.)			7207	N/A	N/A	206595	N/A	236928	N/A	N/A	
-----------------------	--	--	------	-----	-----	--------	-----	--------	-----	-----	--

L4 2.0L 2000cc (Mex.)	FI		7207	N/A	N/A			N/A	N/A	N/A	
-----------------------	----	--	------	-----	-----	--	--	-----	-----	-----	--

CLIO SPORT

L4 2.0L 1998cc (Mex.)			7207	N/A	N/A	N/A	N/A	236928	N/A	N/A	
-----------------------	--	--	------	-----	-----	-----	-----	--------	-----	-----	--

GRAND SCENIC

L4 1.6L 1598cc (Mex.)			7207	N/A	N/A	9000	29000	239212	N/A	N/A	
-----------------------	--	--	------	-----	-----	------	-------	--------	-----	-----	--

L4 1.9L 1870cc Turbo Diesel (Mex.)			7207	N/A	N/A	209458	N/A	239212	N/A	N/A	
------------------------------------	--	--	------	-----	-----	--------	-----	--------	-----	-----	--

L4 2.0L 1998cc (Mex.)			7207	N/A	N/A	209458	N/A	239212	N/A	N/A	
-----------------------	--	--	------	-----	-----	--------	-----	--------	-----	-----	--

KANGOO

L4 1.6L (Mex.)			7207	N/A	N/A	206595	N/A	N/A	N/A	N/A	
----------------	--	--	------	-----	-----	--------	-----	-----	-----	-----	--

KANGOO EXPRESS

L4 1.6L 1598cc (Mex.)			7207	N/A	N/A	206595	N/A	236928	N/A	N/A	
-----------------------	--	--	------	-----	-----	--------	-----	--------	-----	-----	--

N/A = Not Available N/R = Not Required N/S = Not Servicable For cabin air locator chart, see pages 5-12 See pages 13-16 for footnotes

1) ProSelect - Normal Driving - Traditional Change Intervals 2) NAPA Gold - Severe Driving - OE Recommended intervals 3) NAPA Platinum - Harsh Driving - OE Recommend Intervals

N/A = Non disponible N/R = Non nécessaire N/S = Non réparable Voir le tableau des filtres et d'habitacle aux pages 5-12 Voir pages 13-16 pour des notes

1) NAPA ProSelect et Argent - Conduite normale - Intervalles normaux de remplacement 2) NAPA Or - Conduite difficile - Intervalles recommandés par FEO 3) NAPA Platine - Conduite très difficile - Intervalles recommandés par FEO

N/A = No disponible N/R = No requerido N/S = No Servicable Para el aire de la cabina y tabla de localización de filtro, consulte las páginas 5-12 Ver las páginas 13-16 para las notas al pie de página

1) NAPA ProSelect y Plata - Manejo normal - Intervalos normales de cambio 2) NAPA Oro - Manejo difícil - Intervalos recomendados por el OEM 3) NAPA Platino - Manejo muy difícil - Intervalos recomendados por el OEM

*Italicized Part Numbers May Not Be Available.*

Las piezas con números en *italicas* pueden no estar disponibles.

Les numéros de pièce en *italiques* peuvent ne pas être disponibles.

P  
a  
s  
s  
C  
a  
r  
L  
i  
g  
h  
t  
T  
r  
u  
c  
k  
O  
i  
l  
-  
A  
i  
r  
-  
C  
a  
b  
i  
n



RENAULT 2006-2004

Pass Car Light Truck - Oil - Air - Cabin

Year/Año/Année Model/Modelo/Modele Engine/Motor/Moteur	Eng. Code Código de motor Code moteur	VIN NIV NIV	GOLD Oil Aceite Huile	ProSelect Oil Aceite Huile	Platinum Oil Aceite Huile	GOLD Air Aire Air	ProSelect Air Aire Air	GOLD Cabin Air Cabina Aire Cabine Air	ProSelect Cabin Air Cabina Aire Cabine Air	Platinum Cabin Air Cabina Aire Cabine Air	Loc. Cabin Air Cabina Aire Cabine Air
--	---	-------------------	--------------------------------	-------------------------------------	------------------------------------	----------------------------	---------------------------------	--	---	--	--

## RENAULT (Cont'd/Suite)

## 2006 (Cont'd/Suite)

## LAGUNA

L4 2.0L 1995cc Turbo Diesel (Mex.)		107424	N/A	N/A	206734	N/A	N/A	N/A	N/A	
L4 2.0L 1998cc (Mex.)		7207	N/A	N/A	206595	N/A	N/A	N/A	N/A	
V6 3.0L (Mex.)		7207	N/A	N/A	206734	N/A	N/A	N/A	N/A	

## MEGANE

L4 2.0L 1998cc (Mex.)		7207	N/A	N/A	209458	N/A	239174	N/A	N/A	
-----------------------	--	------	-----	-----	--------	-----	--------	-----	-----	--

## MEGANE SPORT

L4 2.0L 2000cc (Mex.)		7207	N/A	N/A	209458	N/A	N/A	N/A	N/A	
-----------------------	--	------	-----	-----	--------	-----	-----	-----	-----	--

## SCENIC

L4 2.0L 2000cc (Mex.)		7207	N/A	N/A			N/A	N/A	N/A	
-----------------------	--	------	-----	-----	--	--	-----	-----	-----	--

## 2005

## CLIO

L4 1.5L 1461cc Diesel (Mex.)	K9K	7207	N/A	N/A	506761	N/A	236928	N/A	N/A	
L4 1.6L 1598cc (Mex.)		7207	N/A	N/A	206595	N/A	236928	N/A	N/A	
L4 2.0L 2000cc (Mex.)	FI	7207	N/A	N/A			N/A	N/A	N/A	

## CLIO SPORT

L4 2.0L 1998cc (Mex.)		7207	N/A	N/A	N/A	N/A	236928	N/A	N/A	
-----------------------	--	------	-----	-----	-----	-----	--------	-----	-----	--

## GRAND SCENIC

L4 1.6L 1598cc (Mex.)		7207	N/A	N/A	9000	29000	239212	N/A	N/A	
L4 1.9L 1870cc Turbo Diesel (Mex.)		7207	N/A	N/A	209458	N/A	239212	N/A	N/A	
L4 2.0L 1998cc (Mex.)		7207	N/A	N/A	209458	N/A	239212	N/A	N/A	

## KANGOO

L4 1.6L (Mex.)		7207	N/A	N/A	206595	N/A	N/A	N/A	N/A	
----------------	--	------	-----	-----	--------	-----	-----	-----	-----	--

## KANGOO EXPRESS

L4 1.6L 1598cc (Mex.)		7207	N/A	N/A	206595	N/A	236928	N/A	N/A	
-----------------------	--	------	-----	-----	--------	-----	--------	-----	-----	--

## LAGUNA

L4 2.0L 1995cc Turbo Diesel (Mex.)		107424	N/A	N/A	206734	N/A	N/A	N/A	N/A	
V6 3.0L (Mex.)		7207	N/A	N/A	206734	N/A	N/A	N/A	N/A	

## MEGANE

L4 2.0L 1998cc (Mex.)		7207	N/A	N/A	209458	N/A	239174	N/A	N/A	
-----------------------	--	------	-----	-----	--------	-----	--------	-----	-----	--

## MEGANE SPORT

L4 2.0L 2000cc (Mex.)		7207	N/A	N/A	209458	N/A	N/A	N/A	N/A	
-----------------------	--	------	-----	-----	--------	-----	-----	-----	-----	--

## SCENIC

L4 2.0L 2000cc (Mex.)		7207	N/A	N/A			N/A	N/A	N/A	
-----------------------	--	------	-----	-----	--	--	-----	-----	-----	--

## 2004

## CLIO

L4 1.5L 1461cc Diesel (Mex.)	K9K	7207	N/A	N/A	506761	N/A	236928	N/A	N/A	
L4 1.6L 1598cc (Mex.)		7207	N/A	N/A	206595	N/A	236928	N/A	N/A	
L4 2.0L 1600cc (Mex.)	FI	7207	N/A	N/A			N/A	N/A	N/A	

## CLIO SPORT

L4 2.0L 1998cc (Mex.)		7207	N/A	N/A	N/A	N/A	236928	N/A	N/A	
-----------------------	--	------	-----	-----	-----	-----	--------	-----	-----	--

## GRAND SCENIC

L4 1.6L 1598cc (Mex.)		7207	N/A	N/A	9000	29000	239212	N/A	N/A	
L4 1.9L 1870cc Turbo Diesel (Mex.)		7207	N/A	N/A	209458	N/A	239212	N/A	N/A	
L4 2.0L 1998cc (Mex.)		7207	N/A	N/A	209458	N/A	239212	N/A	N/A	

## KANGOO

L4 1.6L (Mex.)		7207	N/A	N/A	206595	N/A	N/A	N/A	N/A	
----------------	--	------	-----	-----	--------	-----	-----	-----	-----	--

## KANGOO EXPRESS

L4 1.6L 1598cc (Mex.)		7207	N/A	N/A	206595	N/A	236928	N/A	N/A	
-----------------------	--	------	-----	-----	--------	-----	--------	-----	-----	--

N/A = Not Available N/R = Not Required N/S = Not Servicable For cabin air locator chart, see pages 5-12 See pages 13-16 for footnotes

1) ProSelect - Normal Driving - Traditional Change Intervals 2) NAPA Gold - Severe Driving - OE Recommended intervals 3) NAPA Platinum - Harsh Driving - OE Recommend Intervals

N/A = Non disponible N/R = Non nécessaire N/S = Non réparable Voir le tableau des filtres et d'habitacle aux pages 5-12 Voir pages 13-16 pour des notes

1) NAPA ProSelect et Argent - Conduite normale - Intervalles normaux de remplacement 2) NAPA Or - Conduite difficile - Intervalles recommandés par FEO 3) NAPA Platine - Conduite très difficile - Intervalles recommandés par FEO

N/A = No disponible N/R = No requerido N/S = No Servicable Para el aire de la cabina y tabla de localización de filtro, consulte las páginas 5-12 Ver las páginas 13-16 para las notas al pie de página

1) NAPA ProSelect y Plata - Manejo normal - Intervalos normales de cambio 2) NAPA Oro - Manejo difícil - Intervalos recomendados por el OEM 3) NAPA Platino - Manejo muy difícil - Intervalos recomendados por el OEM

*Italicized Part Numbers May Not Be Available.*

Las piezas con números en *italicas* pueden no estar disponibles.  
Les numéros de pièce en *italiques* peuvent ne pas être disponibles.



## Pass Car Light Truck - Oil - Air - Cabin

RENAULT 2004-2001

Year/Año/Année Model/Modelo/Modèle Engine/Motor/Moteur	Eng. Code Código de motor Code moteur	VIN NIV NIV	GOLD Oil Aceite Huile	ProSelect Oil Aceite Huile	Platinum Oil Aceite Huile	GOLD Air Aire Air	ProSelect Air Aire Air	GOLD Cabin Air Cabina Aire Cabine Air	ProSelect Cabin Air Cabina Aire Cabine Air	Platinum Cabin Air Cabina Aire Cabine Air	Loc. Cabin Air Cabina Aire Cabine Air
--	---	-------------------	--------------------------------	-------------------------------------	------------------------------------	----------------------------	---------------------------------	--	---	--	--

## RENAULT (Cont'd/Suite)

## 2004 (Cont'd/Suite)

## LAGUNA

V6 3.0L (Mex.)			7207	N/A	N/A	206734	N/A	N/A	N/A	N/A	
----------------	--	--	------	-----	-----	--------	-----	-----	-----	-----	--

## MEGANE

L4 2.0L 2000cc (Mex.)			7207	N/A	N/A	209458	N/A	239174	N/A	N/A	
-----------------------	--	--	------	-----	-----	--------	-----	--------	-----	-----	--

## SCENIC

L4 2.0L 2000cc (Mex.)			7207	N/A	N/A	206595	N/A	N/A	N/A	N/A	
-----------------------	--	--	------	-----	-----	--------	-----	-----	-----	-----	--

## TWINGO

L4 1.2L 1149cc (Mex.)			1365	21365	41365	N/A	N/A	N/A	N/A	N/A	
-----------------------	--	--	------	-------	-------	-----	-----	-----	-----	-----	--

## 2003

## CLIO

L4 1.5L 1461cc Diesel (Mex.)	K9K		7207	N/A	N/A	506761	N/A	236928	N/A	N/A	
------------------------------	-----	--	------	-----	-----	--------	-----	--------	-----	-----	--

L4 1.6L 1598cc (Mex.)			7207	N/A	N/A	206595	N/A	236928	N/A	N/A	
-----------------------	--	--	------	-----	-----	--------	-----	--------	-----	-----	--

L4 2.0L 1600cc (Mex.)	FI		7207	N/A	N/A			N/A	N/A	N/A	
-----------------------	----	--	------	-----	-----	--	--	-----	-----	-----	--

## CLIO SPORT

L4 2.0L 1998cc (Mex.)			7207	N/A	N/A	N/A	N/A	236928	N/A	N/A	
-----------------------	--	--	------	-----	-----	-----	-----	--------	-----	-----	--

## KANGOO

L4 1.6L (Mex.)			7207	N/A	N/A	206595	N/A	N/A	N/A	N/A	
----------------	--	--	------	-----	-----	--------	-----	-----	-----	-----	--

## KANGOO EXPRESS

L4 1.6L 1598cc (Mex.)			7207	N/A	N/A	206595	N/A	236928	N/A	N/A	
-----------------------	--	--	------	-----	-----	--------	-----	--------	-----	-----	--

## LAGUNA

V6 3.0L (Mex.)			7207	N/A	N/A	206734	N/A	N/A	N/A	N/A	
----------------	--	--	------	-----	-----	--------	-----	-----	-----	-----	--

## MEGANE

L4 2.0L 1998cc (Mex.)			7207	N/A	N/A			N/A	N/A	N/A	
-----------------------	--	--	------	-----	-----	--	--	-----	-----	-----	--

## SCENIC

L4 2.0L 2000cc (Mex.)			7207	N/A	N/A	206595	N/A	N/A	N/A	N/A	
-----------------------	--	--	------	-----	-----	--------	-----	-----	-----	-----	--

## TWINGO

L4 1.2L 1149cc (Mex.)			1365	21365	41365	N/A	N/A	N/A	N/A	N/A	
-----------------------	--	--	------	-------	-------	-----	-----	-----	-----	-----	--

## 2002

## CLIO

L4 1.5L 1461cc Diesel (Mex.)	K9K		7207	N/A	N/A	506761	N/A	236928	N/A	N/A	
------------------------------	-----	--	------	-----	-----	--------	-----	--------	-----	-----	--

L4 1.6L 1598cc (Mex.)			7207	N/A	N/A	206595	N/A	236928	N/A	N/A	
-----------------------	--	--	------	-----	-----	--------	-----	--------	-----	-----	--

L4 2.0L 1600cc (Mex.)	FI		7207	N/A	N/A			N/A	N/A	N/A	
-----------------------	----	--	------	-----	-----	--	--	-----	-----	-----	--

## CLIO SPORT

L4 2.0L 1998cc (Mex.)			7207	N/A	N/A	N/A	N/A	236928	N/A	N/A	
-----------------------	--	--	------	-----	-----	-----	-----	--------	-----	-----	--

## MEGANE

L4 1.9L 1870cc Turbo Diesel (Mex.)			7207	N/A	N/A			236928	N/A	N/A	
------------------------------------	--	--	------	-----	-----	--	--	--------	-----	-----	--

L4 2.0L 1998cc (Mex.)			7207	N/A	N/A	209458	N/A	239174	N/A	N/A	
-----------------------	--	--	------	-----	-----	--------	-----	--------	-----	-----	--

## SCENIC

L4 2.0L 1998cc (Mex.)			7207	N/A	N/A			N/A	N/A	N/A	
-----------------------	--	--	------	-----	-----	--	--	-----	-----	-----	--

## TWINGO

L4 1.2L 1149cc (Mex.)			1365	21365	41365	N/A	N/A	N/A	N/A	N/A	
-----------------------	--	--	------	-------	-------	-----	-----	-----	-----	-----	--

## 2001

## CLIO

L4 1.5L 1461cc Diesel (Mex.)	K9K		7207	N/A	N/A	506761	N/A	236928	N/A	N/A	
------------------------------	-----	--	------	-----	-----	--------	-----	--------	-----	-----	--

L4 1.6L 1598cc (Mex.)			7207	N/A	N/A	206595	N/A	236928	N/A	N/A	
-----------------------	--	--	------	-----	-----	--------	-----	--------	-----	-----	--

## LAGUNA

L4 1.9L 1870cc Turbo Diesel (Mex.)			7207	N/A	N/A	N/A	N/A	N/A	N/A	N/A	
------------------------------------	--	--	------	-----	-----	-----	-----	-----	-----	-----	--

L4 2.0L 2000cc (Mex.)	FI		1381	21381	N/A	N/A	N/A	N/A	N/A	N/A	
-----------------------	----	--	------	-------	-----	-----	-----	-----	-----	-----	--

L4 2.2L 2188cc Diesel (Mex.)			107237	N/A	N/A	N/A	N/A	N/A	N/A	N/A	
------------------------------	--	--	--------	-----	-----	-----	-----	-----	-----	-----	--

N/A = Not Available N/R = Not Required N/S = Not Servicable For cabin air locator chart, see pages 5-12 See pages 13-16 for footnotes

1) ProSelect - Normal Driving - Traditional Change Intervals 2) NAPA Gold - Severe Driving - OE Recommended intervals 3) NAPA Platinum - Harsh Driving - OE Recommend Intervals

N/A = Non disponible N/R = Non nécessaire N/S = Non réparable Voir le tableau des filtres et d'habitacle aux pages 5-12 Voir pages 13-16 pour des notes

1) NAPA ProSelect et Argent - Conduite normale - Intervalles normaux de remplacement 2) NAPA Or - Conduite difficile - Intervalles recommandés par FEO 3) NAPA Platine - Conduite très difficile - Intervalles recommandés par FEO

N/A = No disponible N/R = No requerido N/S = No Servicable Para el aire de la cabina y tabla de localización de filtro, consulte las páginas 5-12 Ver las páginas 13-16 para las notas al pie de página

1) NAPA ProSelect y Plata - Manejo normal - Intervalos normales de cambio 2) NAPA Oro - Manejo difícil - Intervalos recomendados por el OEM 3) NAPA Platino - Manejo muy difícil - Intervalos recomendados por el OEM

*Italicized Part Numbers May Not Be Available.*

Las piezas con números en *italicas* pueden no estar disponibles.

Les numéros de pièce en *italiques* peuvent ne pas être disponibles.

P  
a  
s  
s  
C  
a  
r  
L  
i  
g  
h  
t  
T  
r  
u  
c  
k  
O  
i  
l  
-  
A  
i  
r  
-  
C  
a  
b  
i  
n





Year/Año/Année Model/Modelo/Modele Engine/Motor/Moteur	Eng. Code Código de motor Code moteur	VIN NIV NIV	GOLD Oil Aceite Huile	ProSelect Oil Aceite Huile	Platinum Oil Aceite Huile	GOLD Air Aire Air	ProSelect Air Aire Air	GOLD Cabin Air Cabina Aire Cabine Air	ProSelect Cabin Air Cabina Aire Cabine Air	Platinum Cabin Air Cabina Aire Cabine Air	Loc. Cabin Air Cabina Aire Cabine Air
--	---	-------------------	--------------------------------	-------------------------------------	------------------------------------	----------------------------	---------------------------------	--	---	--	--

RENAULT (Cont'd/Suite)

**2001** (Cont'd/Suite)

MEGANE

L4 1.9L 1870cc Turbo Diesel (Mex.)			7207	N/A	N/A			236928	N/A	N/A	
L4 2.0L 2000cc (Mex.)	FI		7207	N/A	N/A			N/A	N/A	N/A	

SCENIC

L4 2.0L 1998cc (Mex.)			7207	N/A	N/A			N/A	N/A	N/A	
-----------------------	--	--	------	-----	-----	--	--	-----	-----	-----	--

TWINGO

L4 1.2L 1149cc (Mex.)			1365	21365	41365	N/A	N/A	N/A	N/A	N/A	
-----------------------	--	--	------	-------	-------	-----	-----	-----	-----	-----	--

SAAB

**2012**

<b>9-3</b>											
L4 2.0L 1985cc Turbo		Y	7082	27082	47082	6915	N/A	4472 4525 <sup>78</sup>	N/A N/A <sup>78</sup>	N/A N/A <sup>78</sup>	1 1

**2011**

<b>9-3</b>											
L4 2.0L 1985cc Turbo	B207R	Y	7082	27082 <sup>70</sup>	47082	6915	N/A	4472 <sup>79</sup> 4525 <sup>78</sup>	N/A <sup>79</sup> N/A <sup>78</sup>	N/A <sup>79</sup> N/A <sup>78</sup>	1 1

**9-3X**

L4 2.0L 1985cc Turbo	B207R	Y	7082	27082 <sup>70</sup>	47082	6915	N/A	4472 <sup>79</sup> 4525 <sup>78</sup>	N/A <sup>79</sup> N/A <sup>78</sup>	N/A <sup>79</sup> N/A <sup>78</sup>	1 1
----------------------	-------	---	------	---------------------	-------	------	-----	--	--	--	--------

**9-4X**

V6 2.8L 2792cc Turbo	LAU	U	7090	27090 <sup>70</sup>	47090	6915	N/A	4472 <sup>79</sup> 4525 <sup>78</sup>	N/A <sup>79</sup> N/A <sup>78</sup>	N/A <sup>79</sup> N/A <sup>78</sup>	1 1
V6 3.0L 2962cc	LF1	Y	7060 <sup>53</sup>	27060 <sup>70</sup>	47060	9158	29158	4191	224191	4234191	1

**9-5**

L4 2.0L 1985cc Turbo	A20NFT		7082	27082 <sup>70</sup>	47082	9421	N/A	4191	224191	4234191	1
V6 2.8L 2792cc Turbo	A28NER	J	7090	27090 <sup>70</sup>	47090	9421	N/A	4191	224191	4234191	1

**2010**

<b>9-3</b>											
L4 2.0L 1985cc Turbo	B207R	Y	7082	27082 <sup>70</sup>	47082	6915	N/A	4472 <sup>79</sup> 4525 <sup>78</sup>	N/A <sup>79</sup> N/A <sup>78</sup>	N/A <sup>79</sup> N/A <sup>78</sup>	1 1

**9-3X**

L4 2.0L 1985cc Turbo	B207R	Y	7082	27082 <sup>70</sup>	47082	6915	N/A	4472 <sup>79</sup> 4525 <sup>78</sup>	N/A <sup>79</sup> N/A <sup>78</sup>	N/A <sup>79</sup> N/A <sup>78</sup>	1 1
----------------------	-------	---	------	---------------------	-------	------	-----	--	--	--	--------

**9-5**

V6 2.8L 2792cc Turbo	A28NER	J	7090	27090 <sup>70</sup>	47090	9421	N/A	4191	224191	4234191	1
----------------------	--------	---	------	---------------------	-------	------	-----	------	--------	---------	---

**2009**

<b>9-3</b>											
L4 2.0L 1985cc Turbo	B207R	Y	7082	27082 <sup>70</sup>	47082	6915	N/A	4472 <sup>79</sup> 4525 <sup>78</sup>	N/A <sup>79</sup> N/A <sup>78</sup>	N/A <sup>79</sup> N/A <sup>78</sup>	1 1
V6 2.8L 2792cc Turbo	B284R	U,R	7090	27090 <sup>70</sup>	47090	6915	N/A	4472 <sup>79</sup> 4525 <sup>78</sup>	N/A <sup>79</sup> N/A <sup>78</sup>	N/A <sup>79</sup> N/A <sup>78</sup>	1 1

**9-5**

L4 2.3L 2290cc Turbo	B235R	G	1348 <sup>53</sup>	21348 <sup>70</sup>	41348	2830	N/A	9370 <sup>221</sup> N/A <sup>221</sup>	N/A <sup>221</sup> N/A <sup>221</sup>	N/A <sup>221</sup> N/A <sup>221</sup>	4 4
----------------------	-------	---	--------------------	---------------------	-------	------	-----	---	--	--	--------

**9-7X**

L6 4.2L 256 CID		S	1522 <sup>53</sup>	21522 <sup>70</sup>	41522	2729	22729	N/R	N/R	N/R	
V8 5.3L 325 CID		M	7060 <sup>53</sup>	27060 <sup>70</sup>	47060	2729	22729	N/R	N/R	N/R	
V8 6.0L 365 CID		H	7060 <sup>53</sup>	27060 <sup>70</sup>	47060	2729	22729	N/R	N/R	N/R	

N/A = Not Available N/R = Not Required N/S = Not Servicable For cabin air locator chart, see pages 5-12 See pages 13-16 for footnotes

1) ProSelect - Normal Driving - Traditional Change Intervals 2) NAPA Gold - Severe Driving - OE Recommended intervals 3) NAPA Platinum - Harsh Driving - OE Recommend Intervals

N/A = Non disponible N/R = Non nécessaire N/S = Non réparable Voir le tableau des filtres et d'habitacle aux pages 5-12 Voir pages 13-16 pour des notes

1) NAPA ProSelect et Argent - Conduite normale - Intervalles normaux de remplacement 2) NAPA Or - Conduite difficile - Intervalles recommandés par FEO 3) NAPA Platine - Conduite très difficile - Intervalles recommandés par FEO

N/A = No disponible N/R = No requerido N/S = No Servicable Para el aire de la cabina y tabla de localización de filtro, consulte las páginas 5-12 Ver las páginas 13-16 para las notas al pie de página

1) NAPA ProSelect y Plata - Manejo normal - Intervalos normales de cambio 2) NAPA Oro - Manejo difícil - Intervalos recomendados por el OEM 3) NAPA Platino - Manejo muy difícil - Intervalos recomendados por el OEM

*Italicized Part Numbers May Not Be Available.*

Las piezas con números en *italicas* pueden no estar disponibles.  
Les numéros de pièce en *italiques* peuvent ne pas être disponibles.



## Pass Car Light Truck - Oil - Air - Cabin

SAAB 2008-2005

Year/Año/Année Model/Modelo/Modèle Engine/Motor/Moteur	Eng. Code Código de motor Code moteur	VIN NIV NIV	GOLD Oil Aceite Huile	ProSelect Oil Aceite Huile	Platinum Oil Aceite Huile	GOLD Air Aire Air	ProSelect Air Aire Air	GOLD Cabin Air Cabina Aire Cabine Air	ProSelect Cabin Air Cabina Aire Cabine Air	Platinum Cabin Air Cabina Aire Cabine Air	Loc. Cabin Air Cabina Aire Cabine Air
--	---	-------------------	--------------------------------	-------------------------------------	------------------------------------	----------------------------	---------------------------------	--	---	--	--

## SAAB (Cont'd/Suite)

## 2008

## 9-3

L4 2.0L 1985cc Turbo	B207R	Y	7082	27082 <sup>70</sup>	47082	6915	N/A	4472 <sup>79</sup> 4525 <sup>78</sup>	N/A <sup>79</sup> N/A <sup>78</sup>	N/A <sup>79</sup> N/A <sup>78</sup>	1
V6 2.8L 2792cc Turbo	B284	U	7090	27090 <sup>70</sup>	47090	6915	N/A	4472 4525 <sup>78</sup>	N/A N/A <sup>78</sup>	N/A N/A <sup>78</sup>	1
	B284R	U	7090	27090 <sup>70</sup>	47090	6915	N/A	4472 4525	N/A N/A	N/A N/A	1

## 9-5

L4 2.3L 2290cc Turbo	B235R	G	1348 <sup>53</sup>	21348 <sup>70</sup>	41348	2830	N/A	9370 <sup>221</sup>	N/A <sup>221</sup>	N/A <sup>221</sup>	4
----------------------	-------	---	--------------------	---------------------	-------	------	-----	---------------------	--------------------	--------------------	---

## 9-7X

L6 4.2L 256 CID		S	1522 <sup>53</sup>	21522 <sup>70</sup>	41522	2729	22729	N/R	N/R	N/R	
V8 5.3L 325 CID		M	7060 <sup>53</sup>	27060 <sup>70</sup>	47060	2729	22729	N/R	N/R	N/R	
V8 6.0L 365 CID		H	7060 <sup>53</sup>	27060 <sup>70</sup>	47060	2729	22729	N/R	N/R	N/R	

## 2007

## 9-3

L4 2.0L 1985cc Turbo	B207R	Y	7082	27082 <sup>70</sup>	47082	6915	N/A	4472 <sup>79</sup> 4525 <sup>78</sup>	N/A <sup>79</sup> N/A <sup>78</sup>	N/A <sup>79</sup> N/A <sup>78</sup>	1
V6 2.8L 2792cc Turbo	B284	U	7090	27090 <sup>70</sup>	47090	6915	N/A	4472 <sup>79</sup> 4525 <sup>78</sup>	N/A <sup>79</sup> N/A <sup>78</sup>	N/A <sup>79</sup> N/A <sup>78</sup>	1
											1

## 9-5

L4 2.3L 2290cc Turbo	B235R	G	1348 <sup>53</sup>	21348 <sup>70</sup>	41348	2830	N/A	9370 <sup>221</sup> N/A <sup>221</sup>	N/A <sup>221</sup> N/A <sup>221</sup>	N/A <sup>221</sup> N/A <sup>221</sup>	4
----------------------	-------	---	--------------------	---------------------	-------	------	-----	---	--	--	---

## 9-7X

L6 4.2L 256 CID		S	1522 <sup>53</sup>	21522 <sup>70</sup>	41522	2729	22729	N/R	N/R	N/R	
V8 5.3L 325 CID		M	7060 <sup>53</sup>	27060 <sup>70</sup>	47060	2729	22729	N/R	N/R	N/R	

## 2006

## 9-2X

H4 2.5L 2458cc	EJ253	6	7712	27712 <sup>70</sup>	47712	6116	26116	4485	N/A	N/A	5
H4 2.5L 2458cc Turbo	EJ255	7	7712	27712 <sup>70</sup>	47712	6116	26116	4485	N/A	N/A	5

## 9-3

L4 2.0L 1985cc Turbo	B207R	Y	7082	27082 <sup>70</sup>	47082	6915	N/A	4472 <sup>79</sup> 4525 <sup>78</sup>	N/A <sup>79</sup> N/A <sup>78</sup>	N/A <sup>79</sup> N/A <sup>78</sup>	1
V6 2.8L 2792cc Turbo	B284	U	7090	27090 <sup>70</sup>	47090	6915	N/A	4472 <sup>79</sup> 4525 <sup>78</sup>	N/A <sup>79</sup> N/A <sup>78</sup>	N/A <sup>79</sup> N/A <sup>78</sup>	1
											1

## 9-5

L4 2.3L 2290cc Turbo	B235R	G	1348 <sup>53</sup>	21348 <sup>70</sup>	41348	2830	N/A	9370 <sup>221</sup> N/A <sup>221</sup>	N/A <sup>221</sup> N/A <sup>221</sup>	N/A <sup>221</sup> N/A <sup>221</sup>	4
----------------------	-------	---	--------------------	---------------------	-------	------	-----	---	--	--	---

## 9-7X

L6 4.2L 256 CID		S	1522 <sup>53</sup>	21522 <sup>70</sup>	41522	2729	22729	N/R	N/R	N/R	
V8 5.3L 325 CID		M	1042 <sup>53</sup>	21042 <sup>70</sup>	41042	2729	22729	N/R	N/R	N/R	

## 2005

## 9-2X

H4 2.0L 1994cc Turbo	EJ205	2	7712	27712 <sup>70</sup>	47712	6116	26116	4485	N/A	N/A	5
H4 2.5L 2458cc	EJ253	6	7712	27712 <sup>70</sup>	47712	6116	26116	4485	N/A	N/A	5

## 9-3

L4 2.0L 1985cc Turbo	B207L		7082	27082 <sup>70</sup>	47082	6915	N/A	4472 <sup>79</sup> 4525 <sup>78</sup>	N/A <sup>79</sup> N/A <sup>78</sup>	N/A <sup>79</sup> N/A <sup>78</sup>	1
	B207R		7082	27082 <sup>70</sup>	47082	6915	N/A	4472 <sup>79</sup> 4525 <sup>78</sup>	N/A <sup>79</sup> N/A <sup>78</sup>	N/A <sup>79</sup> N/A <sup>78</sup>	1

## 9-5

L4 2.3L 2290cc Turbo	B235E		1348 <sup>53</sup>	21348 <sup>70</sup>	41348	2830	N/A	9370 <sup>221</sup> N/A <sup>221</sup>	N/A <sup>221</sup> N/A <sup>221</sup>	N/A <sup>221</sup> N/A <sup>221</sup>	4
----------------------	-------	--	--------------------	---------------------	-------	------	-----	---	--	--	---

N/A = Not Available N/R = Not Required N/S = Not Servicable For cabin air locator chart, see pages 5-12 See pages 13-16 for footnotes

1) ProSelect - Normal Driving - Traditional Change Intervals 2) NAPA Gold - Severe Driving - OE Recommended intervals 3) NAPA Platinum - Harsh Driving - OE Recommend Intervals

N/A = Non disponible N/R = Non nécessaire N/S = Non réparable Voir le tableau des filtres et d'habitacle aux pages 5-12 Voir pages 13-16 pour des notes

1) NAPA ProSelect et Argent - Conduite normale - Intervalles normaux de remplacement 2) NAPA Or - Conduite difficile - Intervalles recommandés par FEO 3) NAPA Platine - Conduite très difficile - Intervalles recommandés par FEO

N/A = No disponible N/R = No requerido N/S = No Servicable Para el aire de la cabina y tabla de localización de filtro, consulte las páginas 5-12 Ver las páginas 13-16 para las notas al pie de página

1) NAPA ProSelect y Plata - Manejo normal - Intervalles normales de cambio 2) NAPA Oro - Manejo difícil - Intervalles recomendados por el OEM 3) NAPA Platino - Manejo muy difícil - Intervalles recomendados por el OEM

*Italicized Part Numbers May Not Be Available.*

Las piezas con números en *italicas* pueden no estar disponibles.

Les numéros de pièce en *italiques* peuvent ne pas être disponibles.



## SAAB 2005-2001

## Pass Car Light Truck - Oil - Air - Cabin

Year/Año/Année Model/Modelo/Modele Engine/Motor/Moteur	Eng. Code Código de motor Code moteur	VIN NIV NIV	GOLD Oil Aceite Huile	ProSelect Oil Aceite Huile	Platinum Oil Aceite Huile	GOLD Air Aire Air	ProSelect Air Aire Air	GOLD Cabin Air Cabina Aire Cabine Air	ProSelect Cabin Air Cabina Aire Cabine Air	Platinum Cabin Air Cabina Aire Cabine Air	Loc. Cabin Air Cabina Aire Cabine Air
--	---	-------------------	--------------------------------	-------------------------------------	------------------------------------	----------------------------	---------------------------------	--	---	--	--

## SAAB (Cont'd/Suite)

## 2005 (Cont'd/Suite)

## 9-5 (Cont'd/Suite)

L4 2.3L 2290cc Turbo	B235L		1348 <sup>53</sup>	21348 <sup>70</sup>	41348	2830	N/A	9370 <sup>221</sup> N/A <sup>220</sup>	N/A <sup>221</sup> N/A <sup>220</sup>	N/A <sup>221</sup> N/A <sup>220</sup>	4 4
	B235R		1348 <sup>53</sup>	21348 <sup>70</sup>	41348	2830	N/A	9370 <sup>221</sup> N/A <sup>221</sup>	N/A <sup>221</sup> N/A <sup>221</sup>	N/A <sup>221</sup> N/A <sup>221</sup>	4 4

## 9-7X

L6 4.2L 256 CID		S	1522 <sup>53</sup>	21522 <sup>70</sup>	41522	2729	22729	N/R	N/R	N/R	
V8 5.3L 325 CID		M	1042 <sup>53</sup>	21042 <sup>70</sup>	41042	2729	22729	N/R	N/R	N/R	

## 2004

## 9-3

L4 2.0L 1985cc Turbo	B207L		7082	27082 <sup>70</sup>	47082	6915	N/A	4472 <sup>79</sup> 4525 <sup>78</sup>	N/A <sup>79</sup> N/A <sup>78</sup>	N/A <sup>79</sup> N/A <sup>78</sup>	1 1
	B207R		7082	27082 <sup>70</sup>	47082	6915	N/A	4472 <sup>79</sup> 4525 <sup>78</sup>	N/A <sup>79</sup> N/A <sup>78</sup>	N/A <sup>79</sup> N/A <sup>78</sup>	1 1

## 9-5

L4 2.3L 2290cc Turbo	B235E	E	1348 <sup>53</sup>	21348 <sup>70</sup>	41348	2830	N/A	9370 <sup>221</sup> N/A <sup>220</sup>	N/A <sup>221</sup> N/A <sup>220</sup>	N/A <sup>221</sup> N/A <sup>220</sup>	4 4
	B235L		1348 <sup>53</sup>	21348 <sup>70</sup>	41348	2830	N/A	9370 <sup>221</sup> N/A <sup>220</sup>	N/A <sup>221</sup> N/A <sup>220</sup>	N/A <sup>221</sup> N/A <sup>220</sup>	4 4
	B235R		1348 <sup>53</sup>	21348 <sup>70</sup>	41348	2830	N/A	9370 <sup>221</sup> N/A <sup>220</sup>	N/A <sup>221</sup> N/A <sup>220</sup>	N/A <sup>221</sup> N/A <sup>220</sup>	4 4

## 2003

## 9-3

L4 2.0L 1985cc Turbo	B207L		7082	27082 <sup>70</sup>	47082	9074 <sup>214</sup> 6915 <sup>206</sup>	N/A <sup>214</sup> N/A <sup>206</sup>	4525	N/A	N/A	1
	B207R		1348 <sup>53</sup>	21348 <sup>70</sup>	41348	9074	N/A	4525	N/A	N/A	1

## 9-3 SE

L4 2.0L 1985cc Turbo	B205R		1348 <sup>53</sup>	21348 <sup>70</sup>	41348	9074 6915	N/A N/A	4525	N/A	N/A	2
----------------------	-------	--	--------------------	---------------------	-------	--------------	------------	------	-----	-----	---

## 9-5

L4 2.3L 2290cc Turbo	B235E	E	1348 <sup>53</sup>	21348 <sup>70</sup>	41348	2830	N/A	9370 <sup>221</sup> N/A <sup>221</sup>	N/A <sup>221</sup> N/A <sup>221</sup>	N/A <sup>221</sup> N/A <sup>221</sup>	4 4
	B235R		1348 <sup>53</sup>	21348 <sup>70</sup>	41348	2830	N/A	9370 <sup>221</sup> N/A <sup>221</sup>	N/A <sup>221</sup> N/A <sup>221</sup>	N/A <sup>221</sup> N/A <sup>221</sup>	4 4
V6 3.0L 2962cc	B308E	Z	1348 <sup>53</sup>	21348 <sup>70</sup>	41348	2830	N/A	9370 <sup>221</sup> N/A <sup>221</sup>	N/A <sup>221</sup> N/A <sup>221</sup>	N/A <sup>221</sup> N/A <sup>221</sup>	4 4

## 2002

## 9-3

L4 2.0L 1985cc Turbo			1348 <sup>53</sup>	21348 <sup>70</sup>	41348	9074	N/A	4681	224681	N/A	1
L4 2.3L 2290cc Turbo	B235R		1348 <sup>53</sup>	21348 <sup>70</sup>	41348	9074	N/A	4681	224681	N/A	1

## 9-3 SE

L4 2.0L 1985cc Turbo	B205R	K	1348 <sup>53</sup>	21348 <sup>70</sup>	41348	9074	N/A	4681	224681	N/A	2
----------------------	-------	---	--------------------	---------------------	-------	------	-----	------	--------	-----	---

## 9-5

L4 2.3L 2290cc Turbo	B235E	E	1348 <sup>53</sup>	21348 <sup>70</sup>	41348	2830	N/A	9370 <sup>221</sup> N/A <sup>221</sup>	N/A <sup>221</sup> N/A <sup>221</sup>	N/A <sup>221</sup> N/A <sup>221</sup>	4 4
	B235R		1348 <sup>53</sup>	21348 <sup>70</sup>	41348	2830	N/A	9370 <sup>221</sup> N/A <sup>221</sup>	N/A <sup>221</sup> N/A <sup>221</sup>	N/A <sup>221</sup> N/A <sup>221</sup>	4 4
V6 3.0L 2962cc	B308E	Z	1348 <sup>53</sup>	21348 <sup>70</sup>	41348	2830	N/A	9370 <sup>221</sup> N/A <sup>221</sup>	N/A <sup>221</sup> N/A <sup>221</sup>	N/A <sup>221</sup> N/A <sup>221</sup>	4 4

## 2001

## 9-3

L4 2.0L 1985cc Turbo	B205L	H	1348 <sup>53</sup>	21348 <sup>70</sup>	41348	9074	N/A	4681	224681	N/A	1
----------------------	-------	---	--------------------	---------------------	-------	------	-----	------	--------	-----	---

N/A = Not Available N/R = Not Required N/S = Not Servicable For cabin air locator chart, see pages 5-12 See pages 13-16 for footnotes

1) ProSelect - Normal Driving - Traditional Change Intervals 2) NAPA Gold - Severe Driving - OE Recommended intervals 3) NAPA Platinum - Harsh Driving - OE Recommend Intervals

N/A = Non disponible N/R = Non nécessaire N/S = Non réparable Voir le tableau des filtres et d'habitacle aux pages 5-12 Voir pages 13-16 pour des notes

1) NAPA ProSelect et Argent - Conduite normale - Intervalles normaux de remplacement 2) NAPA Or - Conduite difficile - Intervalles recommandés par FEO 3) NAPA Platine - Conduite très difficile - Intervalles recommandés par FEO

N/A = No disponible N/R = No requerido N/S = No Servicable Para el aire de la cabina y tabla de localización de filtro, consulte las páginas 5-12 Ver las páginas 13-16 para las notas al pie de página

1) NAPA ProSelect y Plata - Manejo normal - Intervalos normales de cambio 2) NAPA Oro - Manejo difícil - Intervalos recomendados por el OEM 3) NAPA Platino - Manejo muy difícil - Intervalos recomendados por el OEM

*Italicized Part Numbers May Not Be Available.*

Las piezas con números en *italicas* pueden no estar disponibles.  
Les numéros de pièce en *italiques* peuvent ne pas être disponibles.



Pass Car Light Truck - Oil - Air - Cabin

SAAB 2001 — SATURN 2009

Year/Ano/Année Model/Modelo/Modele Engine/Motor/Moteur	Eng. Code Código de motor Code moteur	VIN NIV NIV	GOLD Oil Aceite Huile	ProSelect Oil Aceite Huile	Platinum Oil Aceite Huile	GOLD Air Aire Air	ProSelect Air Aire Air	GOLD Cabin Air Cabina Aire Cabine Air	ProSelect Cabin Air Cabina Aire Cabine Air	Platinum Cabin Air Cabina Aire Cabine Air	Loc. Cabin Air Cabina Aire Cabine Air
--	---	-------------------	--------------------------------	-------------------------------------	------------------------------------	----------------------------	---------------------------------	--	---	--	--

SAAB (Cont'd/Suite)

2001 (Cont'd/Suite)

9-3 (Cont'd/Suite)

L4 2.3L 2290cc Turbo	B235R		1348 <sup>53</sup>	21348 <sup>70</sup>	41348	9074	N/A	4681	224681	N/A	1
<b>9-3 SE</b>											
L4 2.0L 1985cc Turbo	B205R	K	1348 <sup>53</sup>	21348 <sup>70</sup>	41348	9074	N/A	4681	224681	N/A	2
<b>9-5</b>											
L4 2.3L 2290cc Turbo	B235E	E	1348 <sup>53</sup>	21348 <sup>70</sup>	41348	2830	N/A	9370 <sup>221</sup> N/A <sup>221</sup>	N/A <sup>221</sup> N/A <sup>221</sup>	N/A <sup>221</sup> N/A <sup>221</sup>	4 4
	B235R		1348 <sup>53</sup>	21348 <sup>70</sup>	41348	2830	N/A	9370 <sup>221</sup> N/A <sup>221</sup>	N/A <sup>221</sup> N/A <sup>221</sup>	N/A <sup>221</sup> N/A <sup>221</sup>	4 4
V6 3.0L 2962cc	B308E	Z	1348 <sup>53</sup>	21348 <sup>70</sup>	41348	2830	N/A	9370 <sup>221</sup> N/A <sup>221</sup>	N/A <sup>221</sup> N/A <sup>221</sup>	N/A <sup>221</sup> N/A <sup>221</sup>	4 4

SATURN

2010

AURA

L4 2.4L 145 CID	LE5	B	7082	27082 <sup>70</sup>	47082	6902	26902	N/R	N/R	N/R	
V6 3.6L 217 CID	LY7	7	7060 <sup>53</sup>	27060 <sup>70</sup>	47060	6902	26902	N/R	N/R	N/R	

AURA HYBRID

L4 2.4L 145 CID Electric/Gas	LAT	5	7082	27082	47082	6902	26902	N/R	N/R	N/R	
------------------------------	-----	---	------	-------	-------	------	-------	-----	-----	-----	--

OUTLOOK

V6 3.6L 217 CID	LLT	D	7060 <sup>53</sup>	27060 <sup>70</sup>	47060	9634	29634	230074	2230074	N/A	
-----------------	-----	---	--------------------	---------------------	-------	------	-------	--------	---------	-----	--

SKY

L4 2.4L 145 CID	LE5	B	7082	27082 <sup>70</sup>	47082	9066	N/A	N/R	N/R	N/R	
-----------------	-----	---	------	---------------------	-------	------	-----	-----	-----	-----	--

SKY RED LINE

L4 2.0L 122 CID Turbo	LNF	X	7082	27082 <sup>70</sup>	47082	9071	N/A	N/R	N/R	N/R	
-----------------------	-----	---	------	---------------------	-------	------	-----	-----	-----	-----	--

VUE

L4 2.4L 145 CID		P	7082	27082 <sup>70</sup>	47082	9102	29102	4013	224013	4234013	3
V6 3.5L 213 CID		N	1522 <sup>53</sup>	21522 <sup>70</sup>	41522	9102	29102	4013	224013	4234013	3
V6 3.6L 217 CID		7	7060 <sup>53</sup>	27060 <sup>70</sup>	47060	9102	29102	4013	224013	4234013	3

VUE HYBRID

L4 2.4L 145 CID Electric/Gas		Z	7082	27082	47082	9102	29102	4013	224013	4234013	3
------------------------------	--	---	------	-------	-------	------	-------	------	--------	---------	---

2009

ASTRA

L4 1.8L 110 CID	2H0	1	7674	27674	47674	9522	N/A	9364	N/A	N/A	3
-----------------	-----	---	------	-------	-------	------	-----	------	-----	-----	---

AURA

L4 2.4L 145 CID		B	7082	27082 <sup>70</sup>	47082	6902	26902	N/R	N/R	N/R	
V6 3.6L 217 CID	LLT	7	7060 <sup>53</sup>	27060 <sup>70</sup>	47060	6902	26902	N/R	N/R	N/R	

AURA HYBRID

L4 2.4L 145 CID Electric/Gas		5	7082	27082 <sup>70</sup>	47082	6902	26902	N/R	N/R	N/R	
------------------------------	--	---	------	---------------------	-------	------	-------	-----	-----	-----	--

OUTLOOK

V6 3.6L 217 CID	LLT	D	7060 <sup>53</sup>	27060 <sup>70</sup>	47060	9634	29634	230074	2230074	N/A	
-----------------	-----	---	--------------------	---------------------	-------	------	-------	--------	---------	-----	--

SKY

L4 2.4L 145 CID		B	7082	27082 <sup>70</sup>	47082	9066	N/A	N/R	N/R	N/R	
-----------------	--	---	------	---------------------	-------	------	-----	-----	-----	-----	--

SKY RED LINE

L4 2.0L 122 CID Turbo		X	7082	27082 <sup>70</sup>	47082	9071	N/A	N/R	N/R	N/R	
-----------------------	--	---	------	---------------------	-------	------	-----	-----	-----	-----	--

VUE

L4 2.4L 145 CID		P	7082	27082 <sup>70</sup>	47082	9102	29102	4013	224013	4234013	3
V6 3.5L 213 CID		N	1522 <sup>53</sup>	21522 <sup>70</sup>	41522	9102	29102	4013	224013	4234013	3
V6 3.6L 217 CID	LLT	7	7060 <sup>53</sup>	27060 <sup>70</sup>	47060	9102	29102	4013	224013	4234013	3

N/A = Not Available N/R = Not Required N/S = Not Servicable For cabin air locator chart, see pages 5-12 See pages 13-16 for footnotes

1) ProSelect - Normal Driving - Traditional Change Intervals 2) NAPA Gold - Severe Driving - OE Recommended intervals 3) NAPA Platinum - Harsh Driving - OE Recommend Intervals

N/A = Non disponible N/R = Non nécessaire N/S = Non réparable Voir le tableau des filtres et d'habitacle aux pages 5-12 Voir pages 13-16 pour des notes

1) NAPA ProSelect et Argent - Conduite normale - Intervalles normaux de remplacement 2) NAPA Or - Conduite difficile - Intervalles recommandés par FEO 3) NAPA Platine - Conduite très difficile - Intervalles recommandés par FEO

N/A = No disponible N/R = No requerido N/S = No Servicable Para el aire de la cabina y tabla de localización de filtro, consulte las páginas 5-12 Ver las páginas 13-16 para las notas al pie de página

1) NAPA ProSelect y Plata - Manejo normal - Intervalos normales de cambio 2) NAPA Oro - Manejo difícil - Intervalos recomendados por el OEM 3) NAPA Platino - Manejo muy difícil - Intervalos recomendados por el OEM

*Italicized Part Numbers May Not Be Available.*

Las piezas con números en *italicas* pueden no estar disponibles.

Les numéros de pièce en *italiques* peuvent ne pas être disponibles.

P  
a  
s  
s  
C  
a  
r  
L  
i  
g  
h  
t  
T  
r  
u  
c  
k  
O  
i  
l  
-  
A  
i  
r  
-  
C  
a  
b  
i  
n



SATURN 2009-2007

Pass Car Light Truck - Oil - Air - Cabin

Year/Año/Année Model/Modelo/Modèle Engine/Motor/Moteur	Eng. Code Código de motor Code moteur	VIN NIV NIV	GOLD Oil Aceite Huile	ProSelect Oil Aceite Huile	Platinum Oil Aceite Huile	GOLD Air Aire Air	ProSelect Air Aire Air	GOLD Cabin Air Cabina Aire Cabine Air	ProSelect Cabin Air Cabina Aire Cabine Air	Platinum Cabin Air Cabina Aire Cabine Air	Loc. Cabin Air Cabina Aire Cabine Air
--	---	-------------------	--------------------------------	-------------------------------------	------------------------------------	----------------------------	---------------------------------	--	---	--	--

## SATURN (Cont'd/Suite)

## 2009 (Cont'd/Suite)

## VUE HYBRID

L4 2.4L 145 CID Electric/Gas		Z	7082	27082 <sup>70</sup>	47082	9102	29102	4013	224013	4234013	3
V6 3.6L 217 CID Electric/Gas		B	7082	27082	47082	9102	29102	4013	224013	4234013	3

## VUE RED LINE

V6 3.6L 217 CID		7	7060 <sup>53</sup>	27060 <sup>70</sup>	47060	9102	29102	4013	224013	4234013	3
-----------------	--	---	--------------------	---------------------	-------	------	-------	------	--------	---------	---

## 2008

## ASTRA

L4 1.8L 110 CID	2H0	1	7674	27674	47674	9522	N/A	9364	N/A	N/A	3
-----------------	-----	---	------	-------	-------	------	-----	------	-----	-----	---

## AURA

L4 2.4L 145 CID		B	7082	27082 <sup>70</sup>	47082	6902	26902	N/R	N/R	N/R	1
V6 3.5L 213 CID		N	1522 <sup>53</sup>	21522 <sup>70</sup>	41522	6902	26902	N/R	N/R	N/R	1
V6 3.6L 217 CID		7	7060 <sup>53</sup>	27060 <sup>70</sup>	47060	6902	26902	N/R	N/R	N/R	1

## AURA HYBRID

L4 2.4L 145 CID Electric/Gas		5	7082	27082	47082	6902	26902	N/R	N/R	N/R	
------------------------------	--	---	------	-------	-------	------	-------	-----	-----	-----	--

## OUTLOOK

V6 3.6L 217 CID	LLT	7	7060 <sup>53</sup>	27060 <sup>70</sup>	47060	9634	29634	230074	2230074	N/A	
-----------------	-----	---	--------------------	---------------------	-------	------	-------	--------	---------	-----	--

## SKY

L4 2.4L 145 CID		B	7082	27082 <sup>70</sup>	47082	9066	N/A	N/R	N/R	N/R	
-----------------	--	---	------	---------------------	-------	------	-----	-----	-----	-----	--

## SKY RED LINE

L4 2.0L 122 CID Turbo		X	7082	27082 <sup>70</sup>	47082	9071	N/A	N/R	N/R	N/R	
-----------------------	--	---	------	---------------------	-------	------	-----	-----	-----	-----	--

## VUE

L4 2.4L 145 CID		P	7082	27082 <sup>70</sup>	47082	9102	29102	4013	224013	4234013	3
V6 3.5L 213 CID		N	1522 <sup>53</sup>	21522 <sup>70</sup>	41522	9102	29102	4013	224013	4234013	3
V6 3.6L 217 CID	LLT	7	7060 <sup>53</sup>	27060 <sup>70</sup>	47060	9102	29102	4013	224013	4234013	3

## VUE GREEN LINE

L4 2.4L 145 CID Electric/Gas		Z	7082	27082	47082	9102	29102	4013	224013	4234013	3
------------------------------	--	---	------	-------	-------	------	-------	------	--------	---------	---

## VUE RED LINE

V6 3.6L 217 CID	LLT	7	7060 <sup>53</sup>	27060 <sup>70</sup>	47060	9102	29102	4013	224013	4234013	3
-----------------	-----	---	--------------------	---------------------	-------	------	-------	------	--------	---------	---

## 2007

## AURA

V6 3.5L 213 CID		N	1522 <sup>53</sup>	21522 <sup>70</sup>	41522	6902	26902	N/R	N/R	N/R	
V6 3.6L 217 CID	LLT	7	7060 <sup>53</sup>	27060 <sup>70</sup>	47060	6902	26902	N/R	N/R	N/R	

## AURA HYBRID

L4 2.4L 145 CID Electric/Gas		5	7082	27082 <sup>70</sup>	47082	6902	26902	N/R	N/R	N/R	
------------------------------	--	---	------	---------------------	-------	------	-------	-----	-----	-----	--

## ION

L4 2.2L 134 CID	L61	F	7082	27082 <sup>70</sup>	47082	9054	N/A	4882	224882	4234882	3
L4 2.4L 145 CID		B	7082	27082 <sup>70</sup>	47082	9054	N/A	4882	224882	4234882	3

## ION RED LINE

L4 2.0L 122 CID Super Charged		P	7082	27082 <sup>70</sup>	47082	2729	22729	4882	224882	4234882	3
-------------------------------	--	---	------	---------------------	-------	------	-------	------	--------	---------	---

## OUTLOOK

V6 3.6L 217 CID	LLT	7	7060 <sup>53</sup>	27060 <sup>70</sup>	47060	9634	29634	230074	2230074	N/A	
-----------------	-----	---	--------------------	---------------------	-------	------	-------	--------	---------	-----	--

## RELAY

V6 3.9L 237 CID		1	1522 <sup>53</sup>	21522 <sup>70</sup>	41522	6302	26302	4161 <sup>79</sup>	224161 <sup>79</sup>	N/A <sup>79</sup>	5
-----------------	--	---	--------------------	---------------------	-------	------	-------	--------------------	----------------------	-------------------	---

## SKY

L4 2.4L 145 CID		B	7082	27082 <sup>70</sup>	47082	9066	N/A	N/R	N/R	N/R	
-----------------	--	---	------	---------------------	-------	------	-----	-----	-----	-----	--

## SKY RED LINE

L4 2.0L 122 CID Turbo		X	7082	27082 <sup>70</sup>	47082	9071	N/A	N/R	N/R	N/R	
-----------------------	--	---	------	---------------------	-------	------	-----	-----	-----	-----	--

## VUE

L4 2.2L 134 CID	L61	D	7082	27082 <sup>70</sup>	47082	6902	26902	4872	224872	N/A	1
-----------------	-----	---	------	---------------------	-------	------	-------	------	--------	-----	---

N/A = Not Available N/R = Not Required N/S = Not Servicable For cabin air locator chart, see pages 5-12 See pages 13-16 for footnotes

1) ProSelect - Normal Driving - Traditional Change Intervals 2) NAPA Gold - Severe Driving - OE Recommended intervals 3) NAPA Platinum - Harsh Driving - OE Recommend Intervals

N/A = Non disponible N/R = Non nécessaire N/S = Non réparable Voir le tableau des filtres et d'habitacle aux pages 5-12 Voir pages 13-16 pour des notes

1) NAPA ProSelect et Argent - Conduite normale - Intervalles normaux de remplacement 2) NAPA Or - Conduite difficile - Intervalles recommandés par FEO 3) NAPA Platine - Conduite très difficile - Intervalles recommandés par FEO

N/A = No disponible N/R = No requerido N/S = No Servicable Para el aire de la cabina y tabla de localización de filtro, consulte las páginas 5-12 Ver las páginas 13-16 para las notas al pie de página

1) NAPA ProSelect y Plata - Manejo normal - Intervalos normales de cambio 2) NAPA Oro - Manejo difícil - Intervalos recomendados por el OEM 3) NAPA Platino - Manejo muy difícil - Intervalos recomendados por el OEM

*Italicized Part Numbers May Not Be Available.*

Las piezas con números en *italicas* pueden no estar disponibles.  
Les numéros de pièce en *italiques* peuvent ne pas être disponibles.



## Pass Car Light Truck - Oil - Air - Cabin

SATURN 2007-2004

Year/Año/Année Model/Modelo/Modèle Engine/Motor/Moteur	Eng. Code Código de motor Code moteur	VIN NIV NIV	GOLD Oil Aceite Huile	ProSelect Oil Aceite Huile	Platinum Oil Aceite Huile	GOLD Air Aire Air	ProSelect Air Aire Air	GOLD Cabin Air Cabina Aire Cabine Air	ProSelect Cabin Air Cabina Aire Cabine Air	Platinum Cabin Air Cabina Aire Cabine Air	Loc. Cabin Air Cabina Aire Cabine Air
--	---	-------------------	--------------------------------	-------------------------------------	------------------------------------	----------------------------	---------------------------------	--	---	--	--

## SATURN (Cont'd/Suite)

## 2007 (Cont'd/Suite)

## VUE (Cont'd/Suite)

V6 3.5L 213 CID		4	1356	21356 <sup>70</sup>	41356	6902	26902	4872	224872	N/A	1
<b>VUE GREEN LINE</b>											
L4 2.4L 145 CID Electric/Gas		Z	7082	27082 <sup>70</sup>	47082	6902	26902	4872	224872	N/A	1
<b>VUE RED LINE</b>											
V6 3.5L 213 CID		4	1356	21356 <sup>70</sup>	41356	6902	26902	4872	224872	N/A	1

## 2006

## ION

L4 2.2L 134 CID	L61	F	7082	27082 <sup>70</sup>	47082	9054	N/A	4882	224882	4234882	3
L4 2.4L 145 CID		B	7082	27082 <sup>70</sup>	47082	9054	N/A	4882	224882	4234882	3

## ION RED LINE

L4 2.0L 122 CID Super Charged		P	7082	27082 <sup>70</sup>	47082	2729	22729	4882	224882	4234882	3
-------------------------------	--	---	------	---------------------	-------	------	-------	------	--------	---------	---

## RELAY

V6 3.5L 213 CID		L	1040 <sup>53</sup>	21040 <sup>70</sup>	41040	6302	26302	4161 <sup>79</sup>	224161 <sup>79</sup>	N/A <sup>79</sup>	5
V6 3.9L 237 CID		1	1522 <sup>53</sup>	21522 <sup>70</sup>	41522	6302	26302	4161 <sup>79</sup>	224161 <sup>79</sup>	N/A <sup>79</sup>	5

## VUE

L4 2.2L 134 CID	L61	D	7082	27082 <sup>70</sup>	47082	6902	26902	4872	224872	N/A	1
V6 3.5L 213 CID		4	1356	21356 <sup>70</sup>	41356	6902	26902	4872	224872	N/A	1

## VUE RED LINE

V6 3.5L 213 CID		4	1356	21356 <sup>70</sup>	41356	6902	26902	4872	224872	N/A	1
-----------------	--	---	------	---------------------	-------	------	-------	------	--------	-----	---

## 2005

## ION

L4 2.2L 134 CID	L61	F	7082	27082 <sup>70</sup>	47082	6887	26887	4882	224882	4234882	3
-----------------	-----	---	------	---------------------	-------	------	-------	------	--------	---------	---

## ION RED LINE

L4 2.0L 122 CID Super Charged		P	7082	27082 <sup>70</sup>	47082	2729	22729	4882	224882	4234882	3
-------------------------------	--	---	------	---------------------	-------	------	-------	------	--------	---------	---

## L SERIES

V6 3.0L 181 CID		R	7033	27033	N/A	2891	22891	4865	224865	N/A	1
-----------------	--	---	------	-------	-----	------	-------	------	--------	-----	---

## RELAY

V6 3.5L 213 CID		L	1040 <sup>53</sup>	21040 <sup>70</sup>	41040	6302	26302	4161 <sup>79</sup>	224161 <sup>79</sup>	N/A <sup>79</sup>	5
-----------------	--	---	--------------------	---------------------	-------	------	-------	--------------------	----------------------	-------------------	---

## VUE

L4 2.2L 134 CID	L61	D	7082	27082 <sup>70</sup>	47082	6902	26902	4872	224872	N/A	1
V6 3.5L 213 CID		4	1356	21356 <sup>70</sup>	41356	6902	26902	4872	224872	N/A	1

## VUE RED LINE

V6 3.5L 213 CID		4	1356	21356 <sup>70</sup>	41356	6902	26902	4872	224872	N/A	1
-----------------	--	---	------	---------------------	-------	------	-------	------	--------	-----	---

## 2004

## ION

L4 2.2L 134 CID	L61	F	7082	27082 <sup>70</sup>	47082	6887	26887	4882	224882	4234882	3
-----------------	-----	---	------	---------------------	-------	------	-------	------	--------	---------	---

## ION RED LINE

L4 2.0L 122 CID Super Charged		P	7082	27082 <sup>70</sup>	47082	2729	22729	4882	224882	4234882	3
-------------------------------	--	---	------	---------------------	-------	------	-------	------	--------	---------	---

## L SERIES

L4 2.2L 134 CID	L61	F	7082	27082 <sup>70</sup>	47082	2891	22891	4865	224865	N/A	1
V6 3.0L 181 CID		R	7033	27033	N/A	2891	22891	4865	224865	N/A	1

## VUE

L4 2.2L 134 CID	L61	D	7082	27082 <sup>70</sup>	47082	6902	26902	4872	224872	N/A	1
V6 3.5L 213 CID		4	1356	21356 <sup>70</sup>	41356	6902	26902	4872	224872	N/A	1

## VUE RED LINE

V6 3.5L 213 CID		4	1356	21356 <sup>70</sup>	41356	6902	26902	4872	224872	N/A	1
-----------------	--	---	------	---------------------	-------	------	-------	------	--------	-----	---

N/A = Not Available N/R = Not Required N/S = Not Servicable For cabin air locator chart, see pages 5-12 See pages 13-16 for footnotes

1) ProSelect - Normal Driving - Traditional Change Intervals 2) NAPA Gold - Severe Driving - OE Recommended intervals 3) NAPA Platinum - Harsh Driving - OE Recommend Intervals

N/A = Non disponible N/R = Non nécessaire N/S = Non réparable Voir le tableau des filtres et d'habitacle aux pages 5-12 Voir pages 13-16 pour des notes

1) NAPA ProSelect et Argent - Conduite normale - Intervalles normaux de remplacement 2) NAPA Or - Conduite difficile - Intervalles recommandés par FEO 3) NAPA Platine - Conduite très difficile - Intervalles recommandés par FEO

N/A = No disponible N/R = No requerido N/S = No Servicable Para el aire de la cabina y tabla de localización de filtro, consulte las páginas 5-12 Ver las páginas 13-16 para las notas al pie de página

1) NAPA ProSelect y Plata - Manejo normal - Intervalos normales de cambio 2) NAPA Oro - Manejo difícil - Intervalos recomendados por el OEM 3) NAPA Platino - Manejo muy difícil - Intervalos recomendados por el OEM

*Italicized Part Numbers May Not Be Available.*

Las piezas con números en *italicas* pueden no estar disponibles.

Les numéros de pièce en *italiques* peuvent ne pas être disponibles.

P  
a  
s  
s  
C  
a  
r  
L  
i  
g  
h  
t  
T  
r  
u  
c  
k  
O  
i  
l  
-  
A  
i  
r  
-  
C  
a  
b  
i  
n



Year/Año/Année Model/Modelo/Modele Engine/Motor/Moteur	Eng. Code Código de motor Code moteur	VIN NIV NIV	GOLD Oil Aceite Huile	ProSelect Oil Aceite Huile	Platinum Oil Aceite Huile	GOLD Air Aire Air	ProSelect Air Aire Air	GOLD Cabin Air Cabina Aire Cabine Air	ProSelect Cabin Air Cabina Aire Cabine Air	Platinum Cabin Air Cabina Aire Cabine Air	Loc. Cabin Air Cabina Aire Cabine Air
--	---	-------------------	--------------------------------	-------------------------------------	------------------------------------	----------------------------	---------------------------------	--	---	--	--

SATURN (Cont'd/Suite)

2003

<b>ION</b>											
L4 2.2L 134 CID	L61	F	7082	27082 <sup>79</sup>	47082	6887	26887	4882	224882	4234882	3

<b>L SERIES</b>											
L4 2.2L 134 CID	L61	F	7082	27082 <sup>79</sup>	47082	2891	22891	4865	224865	N/A	1
V6 3.0L 181 CID		R	7033	27033	N/A	2891	22891	4865	224865	N/A	1

<b>VUE</b>											
L4 2.2L 134 CID	L61	D	7082	27082 <sup>79</sup>	47082	6902	26902	4872	224872	N/A	1
V6 3.0L 181 CID		B	7033	27033	N/A	6902	26902	4872	224872	N/A	1

2002

<b>L SERIES</b>											
L4 2.2L 134 CID	L61	F	7082	27082 <sup>79</sup>	47082	2891	22891	4865	224865	N/A	1
V6 3.0L 181 CID DOHC		R	7033	27033	N/A	2891	22891	4865	224865	N/A	1

<b>SC SERIES</b>											
L4 1.9L 116 CID			7,8	1348 <sup>53</sup>	21348 <sup>79</sup>	41348	6108	26108	N/R	N/R	N/R

<b>SL SERIES</b>											
L4 1.9L 116 CID			7,8	1348 <sup>53</sup>	21348 <sup>79</sup>	41348	6108	26108	N/R	N/R	N/R

<b>VUE</b>											
L4 2.2L 134 CID	L61	D	7082	27082 <sup>79</sup>	47082	6902	26902	4872	224872	N/A	1
V6 3.0L 181 CID		B	7033	27033	N/A	6902	26902	4872	224872	N/A	1

2001

<b>L SERIES</b>											
L4 2.2L 134 CID	L61	F	7082	27082 <sup>79</sup>	47082	2891	22891	4865	224865	N/A	1
V6 3.0L 181 CID		4,E	7033	27033	N/A	2891	22891	4865	224865	N/A	1

<b>SC SERIES</b>											
L4 1.9L 116 CID			7,8	1348 <sup>53</sup>	21348 <sup>79</sup>	41348	6108	26108	N/R	N/R	N/R

<b>SL SERIES</b>											
L4 1.9L 116 CID			7,8	1348 <sup>53</sup>	21348 <sup>79</sup>	41348	6108	26108	N/R	N/R	N/R

<b>SW SERIES</b>											
L4 1.9L 116 CID			7,8	1348 <sup>53</sup>	21348 <sup>79</sup>	41348	6108	26108	N/R	N/R	N/R

SCION

2016

<b>FR-S</b>											
H4 2.0L 1998cc 122 CID	FA20		7830	27830	N/A	6834	26834	4212	N/A	N/A	

<b>IA</b>											
L4 1.5L			7002	27002	47002	200408	N/A	230267	N/A	N/A	

<b>IM</b>											
L4 1.8L			7064	27064	47064	9104	29104	4483 <sup>79</sup> 4511 <sup>78</sup>	224483 <sup>79</sup> 224511 <sup>78</sup>	4234483 <sup>79</sup> N/A <sup>78</sup>	

<b>TC</b>											
L4 2.5L 2494cc 152 CID	2ARFE		7047	27047 <sup>79</sup>	47047	9172	29172	4483 <sup>79</sup> 4511 <sup>78</sup>	224483 <sup>79</sup> 224511 <sup>78</sup>	4234483 <sup>79</sup> N/A <sup>78</sup>	3 3

2015

<b>FR-S</b>											
H4 2.0L 1998cc 122 CID	FA20		7830	27830	N/A	6834	26834	4212	N/A	N/A	

<b>IQ</b>											
L4 1.3L 1339cc	1NRFE	J	7260	N/A	N/A	9740	N/A	230073	N/A	N/A	3

N/A = Not Available N/R = Not Required N/S = Not Servicable For cabin air locator chart, see pages 5-12 See pages 13-16 for footnotes

1) ProSelect - Normal Driving - Traditional Change Intervals 2) NAPA Gold - Severe Driving - OE Recommended intervals 3) NAPA Platinum - Harsh Driving - OE Recommend Intervals

N/A = Non disponible N/R = Non nécessaire N/S = Non réparable Voir le tableau des filtres et d'habitacle aux pages 5-12 Voir pages 13-16 pour des notes

1) NAPA ProSelect et Argent - Conduite normale - Intervalles normaux de remplacement 2) NAPA Or - Conduite difficile - Intervalles recommandés par FEO 3) NAPA Platine - Conduite très difficile - Intervalles recommandés par FEO

N/A = No disponible N/R = No requerido N/S = No Servicable Para el aire de la cabina y tabla de localización de filtro, consulte las páginas 5-12 Ver las páginas 13-16 para las notas al pie de página

1) NAPA ProSelect y Plata - Manejo normal - Intervalos normales de cambio 2) NAPA Oro - Manejo difícil - Intervalos recomendados por el OEM 3) NAPA Platino - Manejo muy difícil - Intervalos recomendados por el OEM

*Italicized Part Numbers May Not Be Available.*

Las piezas con números en *italicas* pueden no estar disponibles.  
Les numéros de pièce en *italiques* peuvent ne pas être disponibles.





## Pass Car Light Truck - Oil - Air - Cabin

SCION 2015-2011

Year/Anio/Année Model/Modelo/Modèle Engine/Motor/Moteur	Eng. Code Código de motor Code moteur	VIN NIV NIV	GOLD Oil Aceite Huile	ProSelect Oil Aceite Huile	Platinum Oil Aceite Huile	GOLD Air Aire Air	ProSelect Air Aire Air	GOLD Cabin Air Cabina Aire Cabine Air	ProSelect Cabin Air Cabina Aire Cabine Air	Platinum Cabin Air Cabina Aire Cabine Air	Loc. Cabin Air Cabina Aire Cabine Air
---	---	-------------------	--------------------------------	-------------------------------------	------------------------------------	----------------------------	---------------------------------	--	---	--	--

## SCION (Cont'd/Suite)

**2015** (Cont'd/Suite)

## TC

L4 2.5L 2494cc 152 CID	2ARFE		7047	27047 <sup>70</sup>	47047	9172	29172	4483 <sup>79</sup> 4511 <sup>78</sup>	224483 <sup>79</sup> 224511 <sup>78</sup>	4234483 <sup>79</sup> N/A <sup>78</sup>	3 3
------------------------	-------	--	------	---------------------	-------	------	-------	--	--	--	--------

## XB

L4 2.4L 2362cc	2AZFE	E	7145	27145 <sup>70</sup>	47145	9172	29172	4483 <sup>79</sup> 4511 <sup>78</sup>	224483 <sup>79</sup> 224511 <sup>78</sup>	4234483 <sup>79</sup> N/A <sup>78</sup>	3 3
----------------	-------	---	------	---------------------	-------	------	-------	--	--	--	--------

**2014**

## FR-S

H4 2.0L 1998cc 122 CID	FA20		7830	27830	N/A	6834	26834	4212	N/A	N/A	
------------------------	------	--	------	-------	-----	------	-------	------	-----	-----	--

## IQ

L4 1.3L 1339cc	1NRFE	J	7260	N/A	N/A	9740	N/A	230073	N/A	N/A	3
----------------	-------	---	------	-----	-----	------	-----	--------	-----	-----	---

## TC

L4 2.5L 2494cc 152 CID	2ARFE		7047	27047 <sup>70</sup>	47047	9172	29172	4483 <sup>79</sup> 4511 <sup>78</sup>	224483 <sup>79</sup> 224511 <sup>78</sup>	4234483 <sup>79</sup> N/A <sup>78</sup>	3 3
------------------------	-------	--	------	---------------------	-------	------	-------	--	--	--	--------

## XB

L4 2.4L 2362cc	2AZFE	E	7145	27145 <sup>70</sup>	47145	9172	29172	4483 <sup>79</sup> 4511 <sup>78</sup>	224483 <sup>79</sup> 224511 <sup>78</sup>	4234483 <sup>79</sup> N/A <sup>78</sup>	3 3
----------------	-------	---	------	---------------------	-------	------	-------	--	--	--	--------

## XD

L4 1.8L 1798cc	2ZRFE	U	7064	27064	47064	9104	29104	4483 <sup>79</sup> 4511 <sup>78</sup>	224483 <sup>79</sup> 224511 <sup>78</sup>	4234483 <sup>79</sup> N/A <sup>78</sup>	3 3
----------------	-------	---	------	-------	-------	------	-------	--	--	--	--------

**2013**

## FR-S

H4 2.0L 1998cc 122 CID	FA20		7830	27830	N/A	6834	26834	4212	N/A	N/A	
------------------------	------	--	------	-------	-----	------	-------	------	-----	-----	--

## IQ

L4 1.3L 1339cc	1NRFE	J	7260	N/A	N/A	9740	N/A	230073	N/A	N/A	3
----------------	-------	---	------	-----	-----	------	-----	--------	-----	-----	---

## TC

L4 2.5L 2494cc 152 CID	2ARFE		7047	27047 <sup>70</sup>	47047	9172	29172	4511 <sup>78</sup> 4511 <sup>78</sup>	224511 <sup>78</sup> 224511 <sup>78</sup>	N/A <sup>78</sup> N/A <sup>78</sup>	3 3
------------------------	-------	--	------	---------------------	-------	------	-------	--	--	--	--------

## XB

L4 2.4L 2362cc	2AZFE	E	7145	27145 <sup>70</sup>	47145	9172	29172	4483 <sup>79</sup> 4511 <sup>78</sup>	224483 <sup>79</sup> 224511 <sup>78</sup>	4234483 <sup>79</sup> N/A <sup>78</sup>	3 3
----------------	-------	---	------	---------------------	-------	------	-------	--	--	--	--------

## XD

L4 1.8L 1798cc	2ZRFE	U	7064	27064 <sup>70</sup>	47064	9104	29104	4483 <sup>79</sup> 4511 <sup>78</sup>	224483 <sup>79</sup> 224511 <sup>78</sup>	4234483 <sup>79</sup> N/A <sup>78</sup>	3 3
----------------	-------	---	------	---------------------	-------	------	-------	--	--	--	--------

**2012**

## IQ

L4 1.3L 1339cc	1NRFE	J	7260	N/A	N/A	9740	N/A	230073	N/A	N/A	3
----------------	-------	---	------	-----	-----	------	-----	--------	-----	-----	---

## TC

L4 2.5L 2494cc 152 CID	2ARFE		7047	27047 <sup>70</sup>	47047	9172	29172	4511 <sup>78</sup> 4511 <sup>78</sup>	224511 <sup>78</sup> 224511 <sup>78</sup>	N/A <sup>78</sup> N/A <sup>78</sup>	3 3
------------------------	-------	--	------	---------------------	-------	------	-------	--	--	--	--------

## XB

L4 2.4L 2362cc	2AZFE	E	7145	27145 <sup>70</sup>	47145	9172	29172	4483 <sup>79</sup> 4511 <sup>78</sup>	224483 <sup>79</sup> 224511 <sup>78</sup>	4234483 <sup>79</sup> N/A <sup>78</sup>	3 3
----------------	-------	---	------	---------------------	-------	------	-------	--	--	--	--------

## XD

L4 1.8L 1798cc	2ZRFE	U	7064	27064 <sup>70</sup>	47064	9104	29104	4483 <sup>79</sup> 4511 <sup>78</sup>	224483 <sup>79</sup> 224511 <sup>78</sup>	4234483 <sup>79</sup> N/A <sup>78</sup>	3 3
----------------	-------	---	------	---------------------	-------	------	-------	--	--	--	--------

**2011**

## TC

L4 2.5L 2494cc 152 CID	2ARFE		7047	27047 <sup>70</sup>	47047	9172	29172	4511 <sup>78</sup> 4511 <sup>78</sup>	224511 <sup>78</sup> 224511 <sup>78</sup>	N/A <sup>78</sup> N/A <sup>78</sup>	3 3
------------------------	-------	--	------	---------------------	-------	------	-------	--	--	--	--------

N/A = Not Available N/R = Not Required N/S = Not Servicable For cabin air locator chart, see pages 5-12 See pages 13-16 for footnotes

1) ProSelect - Normal Driving - Traditional Change Intervals 2) NAPA Gold - Severe Driving - OE Recommended intervals 3) NAPA Platinum - Harsh Driving - OE Recommend Intervals

N/A = Non disponible N/R = Non nécessaire N/S = Non réparable Voir le tableau des filtres et d'habitacle aux pages 5-12 Voir pages 13-16 pour des notes

1) NAPA ProSelect et Argent - Conduite normale - Intervalles normaux de remplacement 2) NAPA Or - Conduite difficile - Intervalles recommandés par FEO 3) NAPA Platine - Conduite très difficile - Intervalles recommandés par FEO

N/A = No disponible N/R = No requerido N/S = No Servicable Para el aire de la cabina y tabla de localización de filtro, consulte las páginas 5-12 Ver las páginas 13-16 para las notas al pie de página

1) NAPA ProSelect y Plata - Manejo normal - Intervalos normales de cambio 2) NAPA Oro - Manejo difícil - Intervalos recomendados por el OEM 3) NAPA Platino - Manejo muy difícil - Intervalos recomendados por el OEM

*Italicized Part Numbers May Not Be Available.*

Las piezas con números en *italicas* pueden no estar disponibles.

Les numéros de pièce en *italiques* peuvent ne pas être disponibles.



SCION 2011-2005

Pass Car Light Truck - Oil - Air - Cabin

Year/Año/Année Model/Modelo/Modèle Engine/Motor/Moteur	Eng. Code Código de motor Code moteur	VIN NIV NIV	GOLD Oil Aceite Huile	ProSelect Oil Aceite Huile	Platinum Oil Aceite Huile	GOLD Air Aire Air	ProSelect Air Aire Air	GOLD Cabin Air Cabina Aire Cabine Air	ProSelect Cabin Air Cabina Aire Cabine Air	Platinum Cabin Air Cabina Aire Cabine Air	Loc. Cabin Air Cabina Aire Cabine Air
--	---	-------------------	--------------------------------	-------------------------------------	------------------------------------	----------------------------	---------------------------------	--	---	--	--

## SCION (Cont'd/Suite)

**2011** (Cont'd/Suite)

<b>XB</b>											
L4 2.4L 2362cc	2AZFE	E	7145	27145 <sup>70</sup>	47145	9172	29172	4483 <sup>79</sup> 4511 <sup>78</sup>	224483 <sup>79</sup> 224511 <sup>78</sup>	4234483 <sup>79</sup> N/A <sup>78</sup>	3 3

<b>XD</b>											
L4 1.8L 1798cc	2ZRFE	U	7064	27064 <sup>70</sup>	47064	9104	29104	4483 <sup>79</sup> 4511 <sup>78</sup>	224483 <sup>79</sup> 224511 <sup>78</sup>	4234483 <sup>79</sup> N/A <sup>78</sup>	3 3

**2010**

<b>TC</b>											
L4 2.4L 2362cc	2AZFE		1394 <sup>53</sup>	21394	41394	6834	26834	4900	224900	N/A	3

<b>XB</b>											
L4 2.4L 2362cc	2AZFE	E	7145	27145 <sup>70</sup>	47145	9172	29172	4483 <sup>79</sup> 4511 <sup>78</sup>	224483 <sup>79</sup> 224511 <sup>78</sup>	4234483 <sup>79</sup> N/A <sup>78</sup>	3 3

<b>XD</b>											
L4 1.8L 1798cc	2ZRFE	U	7064	27064 <sup>70</sup>	47064	9104	29104	4483 <sup>79</sup> 4511 <sup>78</sup>	224483 <sup>79</sup> 224511 <sup>78</sup>	4234483 <sup>79</sup> N/A <sup>78</sup>	3 3

**2009**

<b>TC</b>											
L4 2.4L 2362cc	2AZFE	E	1394 <sup>53</sup>	21394 <sup>70</sup>	41394	6834	26834	4900	224900	N/A	3

<b>XB</b>											
L4 2.4L 2362cc	2AZFE	E	7145	27145 <sup>70</sup>	47145	9172	29172	4483 <sup>79</sup> 4511 <sup>78</sup>	224483 <sup>79</sup> 224511 <sup>78</sup>	4234483 <sup>79</sup> N/A <sup>78</sup>	3 3

<b>XD</b>											
L4 1.8L 1798cc	2ZRFE	U	7064	27064 <sup>70</sup>	47064	9104	29104	4483 <sup>79</sup> 4511 <sup>78</sup>	224483 <sup>79</sup> 224511 <sup>78</sup>	4234483 <sup>79</sup> N/A <sup>78</sup>	3 3

**2008**

<b>TC</b>											
L4 2.4L 2362cc	2AZFE	E	1394 <sup>53</sup>	21394 <sup>70</sup>	41394	6834	26834	4900	224900	N/A	3

<b>XB</b>											
L4 2.4L 2362cc	2AZFE	E	1394 <sup>53</sup>	21394	41394	9172	29172	4483 <sup>79</sup> 4511 <sup>78</sup>	224483 <sup>79</sup> 224511 <sup>78</sup>	4234483 <sup>79</sup> N/A <sup>78</sup>	3 3

<b>XD</b>											
L4 1.8L 1798cc	2ZRFE	U	7064	27064 <sup>70</sup>	47064	9104	29104	4483 <sup>79</sup> 4511 <sup>78</sup>	224483 <sup>79</sup> 224511 <sup>78</sup>	4234483 <sup>79</sup> N/A <sup>78</sup>	3 3

**2007**

<b>TC</b>											
L4 2.4L 2362cc	2AZFE	E	1394 <sup>53</sup>	21394 <sup>70</sup>	41394	6834	26834	4900	224900	N/A	3

**2006**

<b>TC</b>											
L4 2.4L 2362cc	2AZFE	E	1394 <sup>53</sup>	21394 <sup>70</sup>	41394	6834	26834	4900	224900	N/A	3

<b>XA</b>											
L4 1.5L 1497cc	1NZFE	T	1394 <sup>53</sup>	21394 <sup>70</sup>	41394	6646	26646	4900	224900	N/A	3

<b>XB</b>											
L4 1.5L 1497cc	1NZFE	T	1394 <sup>53</sup>	21394 <sup>70</sup>	41394	6646	26646	4900	224900	N/A	3

**2005**

<b>TC</b>											
L4 2.4L 2362cc	2AZFE	E	1394 <sup>53</sup>	21394 <sup>70</sup>	41394	6834	26834	4900	224900	N/A	3

<b>XA</b>											
L4 1.5L 1497cc	1NZFE	T	1394 <sup>53</sup>	21394 <sup>70</sup>	41394	6646	26646	4900	224900	N/A	3

N/A = Not Available N/R = Not Required N/S = Not Servicable For cabin air locator chart, see pages 5-12 See pages 13-16 for footnotes

1) ProSelect - Normal Driving - Traditional Change Intervals 2) NAPA Gold - Severe Driving - OE Recommended intervals 3) NAPA Platinum - Harsh Driving - OE Recommend Intervals

1) N/A Non disponible N/R = Non nécessaire N/S = Non réparable Voir le tableau des filtres et d'habitacle aux pages 5-12 Voir pages 13-16 pour des notes

1) NAPA ProSelect et Argent - Conduite normale - Intervalles normaux de remplacement 2) NAPA Or - Conduite difficile - Intervalles recommandés par FEO 3) NAPA Platine - Conduite très difficile - Intervalles recommandés par FEO

N/A = No disponible N/R = No requerido N/S = No Servicable Para el aire de la cabina y tabla de localización de filtro, consulte las páginas 5-12 Ver las páginas 13-16 para las notas al pie de página

1) NAPA ProSelect y Plata - Manejo normal - Intervalos normales de cambio 2) NAPA Oro - Manejo difícil - Intervalos recomendados por el OEM 3) NAPA Platino - Manejo muy difícil - Intervalos recomendados por el OEM

*Italicized Part Numbers May Not Be Available.*

Las piezas con números en *italicas* pueden no estar disponibles.  
Les numéros de pièce en *italiques* peuvent ne pas être disponibles.



Pass Car Light Truck - Oil - Air - Cabin

SCION 2005 —  
SEAT 2015

Year/Año/Année Model/Modelo/Modèle Engine/Motor/Moteur	Eng. Code Código de motor Code moteur	VIN NIV NIV	GOLD Oil Aceite Huile	ProSelect Oil Aceite Huile	Platinum Oil Aceite Huile	GOLD Air Aire Air	ProSelect Air Aire Air	GOLD Cabin Air Cabina Aire Cabine Air	ProSelect Cabin Air Cabina Aire Cabine Air	Platinum Cabin Air Cabina Aire Cabine Air	Loc. Cabin Air Cabina Aire Cabine Air
--	---	-------------------	--------------------------------	-------------------------------------	------------------------------------	----------------------------	---------------------------------	--	---	--	--

SCION (Cont'd/Suite)

**2005** (Cont'd/Suite)

**XB**

L4 1.5L 1497cc	1NZFE	T	1394 <sup>53</sup>	21394 <sup>70</sup>	41394	6646	26646	4900	224900	N/A	3
----------------	-------	---	--------------------	---------------------	-------	------	-------	------	--------	-----	---

**2004**

**XA**

L4 1.5L 1497cc	1NZFE	T	1394 <sup>53</sup>	21394 <sup>70</sup>	41394	6646	26646	4900	224900	N/A	3
----------------	-------	---	--------------------	---------------------	-------	------	-------	------	--------	-----	---

**XB**

L4 1.5L 1497cc	1NZFE	T	1394 <sup>53</sup>	21394 <sup>70</sup>	41394	6646	26646	4900	224900	N/A	3
----------------	-------	---	--------------------	---------------------	-------	------	-------	------	--------	-----	---

SEAT

**2018**

**ATECA**

L4 1.4L 1395CC 85CID (Mex.)			107503	N/A	N/A	200072	N/A	N/A	N/A	N/A	
-----------------------------	--	--	--------	-----	-----	--------	-----	-----	-----	-----	--

**2017**

**IBIZA**

L4 1.2L 1197CC 73CID (Mex.)			107503	N/A	N/A	200072	N/A	N/A	N/A	N/A	
L4 1.4L 1390cc (Mex.)			107503	N/A	N/A	200072	N/A	N/A	N/A	N/A	
L4 1.6L (Mex.)			N/S	N/S	N/A	N/S	N/S	N/A	N/A	N/A	

**LEON**

L4 1.4L 1390cc (Mex.)			107503	N/A	N/A	200072	N/A	N/A	N/A	N/A	
L4 1.4L 1395CC 85CID (Mex.)			107503	N/A	N/A	200072	N/A	N/A	N/A	N/A	
L4 1.8L 1798CC 110CID (Mex.)			N/S	N/S	N/A	N/S	N/S	N/A	N/A	N/A	
L4 2.0L (Mex.)			100396	2100396	4100396	200268	2200268	N/A	N/A	N/A	

**TOLEDO**

L4 1.4L 1395CC 85CID (Mex.)			N/S	N/S	N/A	N/S	N/S	N/A	N/A	N/A	
L4 1.6L 1598cc (Mex.)			N/S	N/S	N/A	N/S	N/S	N/A	N/A	N/A	

**2016**

**IBIZA**

L4 1.2L 1197CC 73CID (Mex.)			107503	N/A	N/A	200072	N/A	N/A	N/A	N/A	
L4 1.6L 1598cc (Mex.)			107410	N/A	N/A		N/A	N/A	N/A	N/A	

**LEON**

L4 1.4L 1395cc TSI Turbo (Mex.)			107503	N/A	N/A	200072	N/A	230159	2230159	N/A	
L4 1.8L 1798cc Turbo (Mex.)			7561	27561	47561	9020	29020	4489	224489	4234489	
L4 2.0L 1984cc TFSI Turbo (Mex.)	CCZB		7561	27561	47561	9020	29020	4489	224489	4234489	

**LEON CUPRA**

L4 2.0L 1984cc Turbo (Mex.)			7187	27187	47187	9843	29843	4489	224489	4234489	
-----------------------------	--	--	------	-------	-------	------	-------	------	--------	---------	--

**TOLEDO**

L4 1.4L 1395CC 85CID (Mex.)			N/S	N/S	N/A	N/S	N/S	N/A	N/A	N/A	
L4 1.6L 1598cc (Mex.)			107494	N/A	N/A	209545	N/A	N/A	N/A	N/A	

**2015**

**ALTEA XL**

L4 1.8L 1798cc Turbo (Mex.)			7561	27561	47561	9020	29020	4489	224489	4234489	
-----------------------------	--	--	------	-------	-------	------	-------	------	--------	---------	--

**IBIZA**

L4 1.2L 1197cc TSI (Mex.)			107494	N/A	N/A			N/A	N/A	N/A	
L4 1.4L 1390cc (Mex.)			107203	N/A	N/A			N/A	N/A	N/A	
L4 1.4L 1390cc TSI Turbo (Mex.)			107494	N/A	N/A			N/A	N/A	N/A	
L4 1.6L 1598cc Turbo Diesel (Mex.)			7262	27262	N/A			N/A	N/A	N/A	
L4 2.0L 1984cc (Mex.)			1393	21393	41393	206702	N/A	N/A	N/A	N/A	

N/A = Not Available N/R = Not Required N/S = Not Servicable For cabin air locator chart, see pages 5-12 See pages 13-16 for footnotes

1) ProSelect - Normal Driving - Traditional Change Intervals 2) NAPA Gold - Severe Driving - OE Recommended intervals 3) NAPA Platinum - Harsh Driving - OE Recommend Intervals

N/A = Non disponible N/R = Non nécessaire N/S = Non réparable Voir le tableau des filtres et d'habitacle aux pages 5-12 Voir pages 13-16 pour des notes

1) NAPA ProSelect et Argent - Conduite normale - Intervalles normaux de remplacement 2) NAPA Or - Conduite difficile - Intervalles recommandés par FEO 3) NAPA Platine - Conduite très difficile - Intervalles recommandés par FEO

N/A = No disponible N/R = No requerido N/S = No Servicable Para el aire de la cabina y tabla de localización de filtro, consulte las páginas 5-12 Ver las páginas 13-16 para las notas al pie de página

1) NAPA ProSelect y Plata - Manejo normal - Intervalos normales de cambio 2) NAPA Oro - Manejo difícil - Intervalos recomendados por el OEM 3) NAPA Platino - Manejo muy difícil - Intervalos recomendados por el OEM

*Italicized Part Numbers May Not Be Available.*

Las piezas con números en *italicas* pueden no estar disponibles.

Les numéros de pièce en *italiques* peuvent ne pas être disponibles.

P  
a  
s  
s  
C  
a  
r  
L  
i  
g  
h  
t  
T  
r  
u  
c  
k  
O  
i  
l  
-  
A  
i  
r  
-  
C  
a  
b  
i  
n



SEAT 2015-2013

Pass Car Light Truck - Oil - Air - Cabin

Year/Año/Année Model/Modelo/Modele Engine/Motor/Moteur	Eng. Code Código de motor Code moteur	VIN NIV NIV	GOLD Oil Aceite Huile	ProSelect Oil Aceite Huile	Platinum Oil Aceite Huile	GOLD Air Aire Air	ProSelect Air Aire Air	GOLD Cabin Air Cabina Aire Cabine Air	ProSelect Cabin Air Cabina Aire Cabine Air	Platinum Cabin Air Cabina Aire Cabine Air	Loc. Cabin Air Cabina Aire Cabine Air
--	---	-------------------	--------------------------------	-------------------------------------	------------------------------------	----------------------------	---------------------------------	--	---	--	--

## SEAT (Cont'd/Suite)

## 2015 (Cont'd/Suite)

## LEON

L4 1.4L TSI 1390cc Turbo (Mex.)			107494	N/A	N/A	9013	29013	4489	224489	4234489	
L4 1.8L 1798cc Turbo (Mex.)			7561	27561	47561	9020	29020	4489	224489	4234489	
L4 2.0L 1984cc Turbo (Mex.)			7187	27187	47187	9020	29020	4489	224489	4234489	

## TOLEDO

L4 1.2L 1197cc TSI (Mex.)			107494	N/A	N/A			N/A	N/A	N/A	
L4 1.4L 1390cc TSI Turbo (Mex.)			107494	N/A	N/A			N/A	N/A	N/A	
L4 1.6L 1598cc (Mex.)			107494	N/A	N/A	209545	N/A	N/A	N/A	N/A	

## 2014

## ALTEA

L4 1.4L 1390cc (Mex.)			107203	N/A	N/A	209545	N/A	4489	224489	4234489	
L4 1.4L 1390cc TSI Turbo (Mex.)	CAXC		107494	N/A	N/A	9013	29013	4489	224489	4234489	

## ALTEA XL

L4 1.8L 1798cc Turbo (Mex.)			7561	27561	47561	9020	29020	4489	224489	4234489	
-----------------------------	--	--	------	-------	-------	------	-------	------	--------	---------	--

## BOCANEGRA

L4 1.4L 1390cc TSI Turbo (Mex.)			107467	N/A	N/A			N/A	N/A	N/A	
---------------------------------	--	--	--------	-----	-----	--	--	-----	-----	-----	--

## IBIZA

L4 1.2L 1197cc TSI (Mex.)			107494	N/A	N/A			N/A	N/A	N/A	
L4 1.4L 1390cc (Mex.)			107203	N/A	N/A			N/A	N/A	N/A	
L4 1.4L 1390cc TSI Turbo (Mex.)			107494	N/A	N/A			N/A	N/A	N/A	
L4 1.6L 1598cc Turbo Diesel (Mex.)			7262	27262	N/A			N/A	N/A	N/A	
L4 2.0L 1984cc (Mex.)			1393	21393	41393	206702	N/A	N/A	N/A	N/A	

## LEON

L4 1.4L TSI 1390cc Turbo (Mex.)			107494	N/A	N/A	9013	29013	4489	224489	4234489	
L4 1.8L 1798cc Turbo (Mex.)			7561	27561	47561	9020	29020	4489	224489	4234489	
L4 2.0L 1984cc Turbo (Mex.)			7187	27187	47187	9020	29020	4489	224489	4234489	

## TOLEDO

L4 1.2L 1197cc TSI (Mex.)			107494	N/A	N/A			N/A	N/A	N/A	
L4 1.4L 1390cc TSI Turbo (Mex.)			107494	N/A	N/A			N/A	N/A	N/A	
L4 1.6L 1598cc (Mex.)			107494	N/A	N/A	209545	N/A	N/A	N/A	N/A	

## 2013

## ALTEA

L4 1.4L 1390cc (Mex.)			107203	N/A	N/A	209545	N/A	4489	224489	4234489	
L4 1.4L 1390cc TSI Turbo (Mex.)	CAXC		107494	N/A	N/A	9013	29013	4489	224489	4234489	

## ALTEA XL

L4 1.8L 1798cc Turbo (Mex.)			7561	27561	47561	9020	29020	4489	224489	4234489	
-----------------------------	--	--	------	-------	-------	------	-------	------	--------	---------	--

## BOCANEGRA

L4 1.4L 1390cc TSI Turbo (Mex.)			107467	N/A	N/A			N/A	N/A	N/A	
---------------------------------	--	--	--------	-----	-----	--	--	-----	-----	-----	--

## IBIZA

L4 1.2L 1197cc TSI (Mex.)			107494	N/A	N/A			N/A	N/A	N/A	
L4 1.4L 1390cc (Mex.)			107203	N/A	N/A			N/A	N/A	N/A	
L4 1.4L 1390cc TSI Turbo (Mex.)			107494	N/A	N/A			N/A	N/A	N/A	
L4 1.6L 1598cc Turbo Diesel (Mex.)			7262	27262	N/A			N/A	N/A	N/A	
L4 2.0L 1984cc (Mex.)			1393	21393	41393	206702	N/A	N/A	N/A	N/A	

## LEON

L4 1.4L TSI 1390cc Turbo (Mex.)			107494	N/A	N/A	9013	29013	4489	224489	4234489	
L4 1.8L 1798cc Turbo (Mex.)			7561	27561	47561	9020	29020	4489	224489	4234489	
L4 2.0L 1984cc Turbo (Mex.)			7187	27187	47187	9020	29020	4489	224489	4234489	

## TOLEDO

L4 1.2L 1197cc TSI (Mex.)			107494	N/A	N/A			N/A	N/A	N/A	
---------------------------	--	--	--------	-----	-----	--	--	-----	-----	-----	--

N/A = Not Available N/R = Not Required N/S = Not Servicable For cabin air locator chart, see pages 5-12 See pages 13-16 for footnotes

1) ProSelect - Normal Driving - Traditional Change Intervals 2) NAPA Gold - Severe Driving - OE Recommended Intervals 3) NAPA Platinum - Harsh Driving - OE Recommended Intervals

N/A = Non disponible N/R = Non nécessaire N/S = Non réparable Voir le tableau des filtres et d'habitacle aux pages 5-12 Voir pages 13-16 pour des notes

1) NAPA ProSelect et Argent - Conduite normale - Intervalles normaux de remplacement 2) NAPA Or - Conduite difficile - Intervalles recommandés par FEO 3) NAPA Platine - Conduite très difficile - Intervalles recommandés par FEO

N/A = No disponible N/R = No requerido N/S = No Servicable Para el aire de la cabina y tabla de localización de filtro, consulte las páginas 5-12 Ver las páginas 13-16 para las notas al pie de página

1) NAPA ProSelect y Plata - Manejo normal - Intervalos normales de cambio 2) NAPA Oro - Manejo difícil - Intervalos recomendados por el OEM 3) NAPA Platino - Manejo muy difícil - Intervalos recomendados por el OEM

*Italicized Part Numbers May Not Be Available.*

Las piezas con números en *italicas* pueden no estar disponibles.  
Les numéros de pièce en *italiques* peuvent ne pas être disponibles.



## Pass Car Light Truck - Oil - Air - Cabin

SEAT 2013-2011

Year/Año/Année Model/Modelo/Modele Engine/Motor/Moteur	Eng. Code Código de motor Code moteur	VIN NIV NIV	GOLD Oil Aceite Huile	ProSelect Oil Aceite Huile	Platinum Oil Aceite Huile	GOLD Air Aire Air	ProSelect Air Aire Air	GOLD Cabin Air Cabina Aire Cabine Air	ProSelect Cabin Air Cabina Aire Cabine Air	Platinum Cabin Air Cabina Aire Cabine Air	Loc. Cabin Air Cabina Aire Cabine Air
--	---	-------------------	--------------------------------	-------------------------------------	------------------------------------	----------------------------	---------------------------------	--	---	--	--

## SEAT (Cont'd/Suite)

## 2013 (Cont'd/Suite)

## TOLEDO (Cont'd/Suite)

L4 1.4L 1390cc TSI Turbo (Mex.)			107494	N/A	N/A			N/A	N/A	N/A	
L4 1.6L 1598cc (Mex.)			107494	N/A	N/A	209545	N/A	N/A	N/A	N/A	

## 2012

## ALTEA

L4 1.4L 1390cc (Mex.)			107203	N/A	N/A	209545	N/A	4489	224489	4234489	
L4 1.4L 1390cc TSI Turbo (Mex.)	CAXC		107494	N/A	N/A	9013	29013	4489	224489	4234489	

## ALTEA XL

L4 1.8L 1798cc Turbo (Mex.)			7561	27561	47561	9020	29020	4489	224489	4234489	
-----------------------------	--	--	------	-------	-------	------	-------	------	--------	---------	--

## BOCANEGRA

L4 1.4L 1390cc (Mex.)			107467	N/A	N/A			N/A	N/A	N/A	
-----------------------	--	--	--------	-----	-----	--	--	-----	-----	-----	--

## IBIZA

L4 1.4L 1390cc (Mex.)			107203	N/A	N/A			N/A	N/A	N/A	
L4 1.4L 1390cc TSI Turbo (Mex.)			107494	N/A	N/A			N/A	N/A	N/A	
L4 1.6L 1598cc (Mex.)			1393	21393	41393	206702	N/A	N/A	N/A	N/A	
L4 1.6L 1598cc Turbo Diesel (Mex.)			7262	27262	N/A			N/A	N/A	N/A	
L4 2.0L 1984cc (Mex.)			1393	21393	41393	206702	N/A	N/A	N/A	N/A	

## LEON

L4 1.4L TSI 1390cc Turbo (Mex.)			107494	N/A	N/A	9013	29013	4489	224489	4234489	
L4 1.8L 1798cc Turbo (Mex.)			7561	27561	47561	9020	29020	4489	224489	4234489	
L4 2.0L 1984cc Turbo (Mex.)			7187	27187	47187	9020	29020	4489	224489	4234489	

## 2011

## ALTEA

L4 1.4L 1390cc (Mex.)			107203	N/A	N/A	209545	N/A	4489	224489	4234489	
L4 1.4L 1390cc TSI Turbo (Mex.)	CAXC		107494	N/A	N/A	9013	29013	4489	224489	4234489	

## ALTEA / ALTEA XL

L4 1.8L 1768cc (Mex.)			N/A	N/A	N/A	9020	29020	N/A	N/A	N/A	
-----------------------	--	--	-----	-----	-----	------	-------	-----	-----	-----	--

## ALTEA XL

L4 1.8L 1798cc Turbo (Mex.)			7561	27561	47561	9020	29020	4489	224489	4234489	
-----------------------------	--	--	------	-------	-------	------	-------	------	--------	---------	--

## BOCANEGRA

L4 1.4L 1390cc TSI Turbo (Mex.)			107467	N/A	N/A			N/A	N/A	N/A	
---------------------------------	--	--	--------	-----	-----	--	--	-----	-----	-----	--

## EXEO

L4 2.0L 1984cc (Mex.)			7187	27187	47187	2972	22972	N/A	N/A	N/A	
-----------------------	--	--	------	-------	-------	------	-------	-----	-----	-----	--

## FREETRACK

L4 2.0L 1984cc (Mex.)			7561	27561	47561	9020	29020	N/A	N/A	N/A	
-----------------------	--	--	------	-------	-------	------	-------	-----	-----	-----	--

## IBIZA

L4 1.4L 1390cc (Mex.)			107203	N/A	N/A			N/A	N/A	N/A	
L4 1.4L 1390cc TSI Turbo (Mex.)			107494	N/A	N/A			N/A	N/A	N/A	
L4 1.6L 1598cc (Mex.)			1393	21393	41393	206702	N/A	N/A	N/A	N/A	
L4 2.0L 1984cc (Mex.)			1393	21393	41393	206702	N/A	N/A	N/A	N/A	

## IBIZA DSG

L4 1.6L 1598cc (Mex.)			N/A	N/A	N/A			N/A	N/A	N/A	
-----------------------	--	--	-----	-----	-----	--	--	-----	-----	-----	--

## LEON

L4 1.4L TSI 1390cc Turbo (Mex.)			107494	N/A	N/A	9013	29013	4489	224489	4234489	
L4 1.8L 1798cc Turbo (Mex.)			7561	27561	47561	9020	29020	4489	224489	4234489	
L4 2.0L 1984cc Turbo (Mex.)			7187	27187	47187	9020	29020	4489	224489	4234489	

## LEON CUPRA

L4 2.0L 1984cc (Mex.)			N/A	N/A	N/A	9843	29843	N/A	N/A	N/A	
-----------------------	--	--	-----	-----	-----	------	-------	-----	-----	-----	--

N/A = Not Available N/R = Not Required N/S = Not Servicable For cabin air locator chart, see pages 5-12 See pages 13-16 for footnotes

1) ProSelect - Normal Driving - Traditional Change Intervals 2) NAPA Gold - Severe Driving - OE Recommended intervals 3) NAPA Platinum - Harsh Driving - OE Recommend Intervals

N/A = Non disponible N/R = Non nécessaire N/S = Non réparable Voir le tableau des filtres et d'habitacle aux pages 5-12 Voir pages 13-16 pour des notes

1) NAPA ProSelect et Argent - Conduite normale - Intervalles normaux de remplacement 2) NAPA Or - Conduite difficile - Intervalles recommandés par FEO 3) NAPA Platine - Conduite très difficile - Intervalles recommandés par FEO

N/A = No disponible N/R = No requerido N/S = No Servicable Para el aire de la cabina y tabla de localización de filtro, consulte las páginas 5-12 Ver las páginas 13-16 para las notas al pie de página

1) NAPA ProSelect y Plata - Manejo normal - Intervalos normales de cambio 2) NAPA Oro - Manejo difícil - Intervalos recomendados por el OEM 3) NAPA Platino - Manejo muy difícil - Intervalos recomendados por el OEM

*Italicized Part Numbers May Not Be Available.*

Las piezas con números en *italicas* pueden no estar disponibles.

Les numéros de pièce en *italiques* peuvent ne pas être disponibles.



SEAT 2011-2009

Pass Car Light Truck - Oil - Air - Cabin

Year/Año/Année Model/Modelo/Modele Engine/Motor/Moteur	Eng. Code Código de motor Code moteur	VIN NIV NIV	GOLD Oil Aceite Huile	ProSelect Oil Aceite Huile	Platinum Oil Aceite Huile	GOLD Air Aire Air	ProSelect Air Aire Air	GOLD Cabin Air Cabina Aire Cabine Air	ProSelect Cabin Air Cabina Aire Cabine Air	Platinum Cabin Air Cabina Aire Cabine Air	Loc. Cabin Air Cabina Aire Cabine Air
--	---	-------------------	--------------------------------	-------------------------------------	------------------------------------	----------------------------	---------------------------------	--	---	--	--

## SEAT (Cont'd/Suite)

## 2011 (Cont'd/Suite)

## LEON FR

L4 2.0L 1984cc (Mex.)			N/A	N/A	N/A	9013	29013	N/A	N/A	N/A	
-----------------------	--	--	-----	-----	-----	------	-------	-----	-----	-----	--

## 2010

## ALTEA

L4 1.4L 1390cc (Mex.)			107203	N/A	N/A	209545	N/A	4489	224489	4234489	
L4 1.4L 1390cc TSI Turbo (Mex.)	CAXC		107494	N/A	N/A	9013	29013	4489	224489	4234489	
L4 1.8L 1800cc (Mex.)	FI					9020	29020	N/A	N/A	N/A	
L4 2.0L 2000cc (Mex.)	FI		7187	27187	47187			N/A	N/A	N/A	

## CORDOBA

L4 2.0L 2000cc (Mex.)	FI		1088	21088	N/A	209465	N/A	N/A	N/A	N/A	
-----------------------	----	--	------	-------	-----	--------	-----	-----	-----	-----	--

## CORDOBA II

L4 2.0L 2000cc (Mex.)	FI		1088	21088	N/A			N/A	N/A	N/A	
-----------------------	----	--	------	-------	-----	--	--	-----	-----	-----	--

## FREETRACK

L4 2.0L 1984cc (Mex.)			7561	27561	47561	9020	29020	N/A	N/A	N/A	
-----------------------	--	--	------	-------	-------	------	-------	-----	-----	-----	--

## IBIZA

L4 1.6L 1598cc (Mex.)			1393	21393	41393	206702	N/A	N/A	N/A	N/A	
L4 2.0L 1984cc (Mex.)			1393	21393	41393	206702	N/A	N/A	N/A	N/A	

## LEON

L4 1.4L TSI 1390cc Turbo (Mex.)			107494	N/A	N/A	9013	29013	4489	224489	4234489	
L4 1.8L 1798cc Turbo (Mex.)			7561	27561	47561	9020	29020	4489	224489	4234489	
L4 2.0L 1984cc Turbo (Mex.)			7187	27187	47187	9020	29020	4489	224489	4234489	

## TOLEDO

L4 1.6L 1600cc (Mex.)	FI		1088	21088	N/A	2472	22472	N/A	N/A	N/A	
-----------------------	----	--	------	-------	-----	------	-------	-----	-----	-----	--

## 2009

## ALTEA

L4 1.4L 1390cc (Mex.)			107203	N/A	N/A	209545	N/A	4489	224489	4234489	
L4 1.4L 1390cc TSI Turbo (Mex.)	CAXC		107467	N/A	N/A	9013	29013	4489	224489	4234489	
L4 1.9L 1896cc TDI Diesel (Mex.)	BJB		7083	27083	N/A	9020	29020	4489	224489	4234489	
L4 2.0L 1984cc (Mex.)			7187	27187	47187	9013	29013	N/A	N/A	N/A	

## CORDOBA

L4 2.0L (Mex.)	FI		1088	21088	N/A	209465	N/A	N/A	N/A	N/A	
----------------	----	--	------	-------	-----	--------	-----	-----	-----	-----	--

## FREETRACK

L4 2.0L 1984cc (Mex.)			7561	27561	47561	9020	29020	N/A	N/A	N/A	
-----------------------	--	--	------	-------	-------	------	-------	-----	-----	-----	--

## IBIZA

L4 1.4L 1400cc (Mex.)	BBZ		107203	N/A	N/A			N/A	N/A	N/A	
L4 1.4L 1422cc TDI Turbo Diesel (Mex.)	AMF		7083	27083	N/A	N/A	N/A	N/A	N/A	N/A	
L4 1.6L 1598cc (Mex.)			1393	21393	41393			N/A	N/A	N/A	
L4 1.8L 1781cc (Mex.)			1393	21393	41393			N/A	N/A	N/A	
L4 1.9L 1896cc Diesel (Mex.)	ASY		7083	27083	N/A			N/A	N/A	N/A	
L4 2.0L 1984cc (Mex.)			1393	21393	41393	206702	N/A	N/A	N/A	N/A	

## IBIZA DSG

L4 1.6L 1598cc (Mex.)			107410	N/A	N/A	209545	N/A	N/A	N/A	N/A	
-----------------------	--	--	--------	-----	-----	--------	-----	-----	-----	-----	--

## LEON

L4 1.4L TSI 1390cc Turbo (Mex.)			107467	N/A	N/A	9013	29013	4489	224489	4234489	
L4 1.8L 1798cc Turbo (Mex.)			7561	27561	47561	9020	29020	4489	224489	4234489	
L4 2.0L 1984cc Turbo (Mex.)			7187	27187	47187	9020	29020	4489	224489	4234489	

N/A = Not Available N/R = Not Required N/S = Not Servicable For cabin air locator chart, see pages 5-12 See pages 13-16 for footnotes

1) ProSelect - Normal Driving - Traditional Change Intervals 2) NAPA Gold - Severe Driving - OE Recommended intervals 3) NAPA Platinum - Harsh Driving - OE Recommend Intervals

N/A = Non disponible N/R = Non nécessaire N/S = Non réparable Voir le tableau des filtres et d'habitacle aux pages 5-12 Voir pages 13-16 pour des notes

1) NAPA ProSelect et Argent - Conduite normale - Intervalles normaux de remplacement 2) NAPA Or - Conduite difficile - Intervalles recommandés par FEO 3) NAPA Platine - Conduite très difficile - Intervalles recommandés par FEO

N/A = No disponible N/R = No requerido N/S = No Servicable Para el aire de la cabina y tabla de localización de filtro, consulte las páginas 5-12 Ver las páginas 13-16 para las notas al pie de página

1) NAPA ProSelect y Plata - Manejo normal - Intervalos normales de cambio 2) NAPA Oro - Manejo difícil - Intervalos recomendados por el OEM 3) NAPA Platino - Manejo muy difícil - Intervalos recomendados por el OEM

Italicized Part Numbers May Not Be Available.

Las piezas con números en *italicas* pueden no estar disponibles.  
Les numéros de pièce en *italiques* peuvent ne pas être disponibles.



## Pass Car Light Truck - Oil - Air - Cabin

SEAT 2008-2007

Year/Año/Année Model/Modelo/Modele Engine/Motor/Moteur	Eng. Code Código de motor Code moteur	VIN NIV NIV	GOLD Oil Aceite Huile	ProSelect Oil Aceite Huile	Platinum Oil Aceite Huile	GOLD Air Aire Air	ProSelect Air Aire Air	GOLD Cabin Air Cabina Aire Cabine Air	ProSelect Cabin Air Cabina Aire Cabine Air	Platinum Cabin Air Cabina Aire Cabine Air	Loc. Cabin Air Cabina Aire Cabine Air
--	---	-------------------	--------------------------------	-------------------------------------	------------------------------------	----------------------------	---------------------------------	--	---	--	--

## SEAT (Cont'd/Suite)

**2008****ALHAMBRA**

L4 1.8L 1781cc (Mex.)			1393	21393	41393	206673	N/A	N/A	N/A	N/A	
L4 1.8L Turbo (Mex.)			1516	21516 <sup>70</sup>	41516	206673	N/A	N/A	N/A	N/A	
L4 1.9L 1896cc Diesel (Mex.)			7210	27210	N/A	206673	N/A	N/A	N/A	N/A	
L4 2.0L 1984cc (Mex.)			1393	21393	41393	206673	N/A	N/A	N/A	N/A	
V6 2.8L 2792cc (Mex.)			7210	27210	N/A	206673	N/A	236849	N/A	N/A	

**ALTEA**

L4 1.4L 1390cc (Mex.)			107203	N/A	N/A	209545	N/A	4489	224489	4234489	
L4 1.4L 1390cc TSI Turbo (Mex.)	CAXC		107467	N/A	N/A	9013	29013	4489	224489	4234489	
L4 1.6L 1595cc (Mex.)	BSF		1393	21393	41393	9013	29013	4489	224489	4234489	
	CCSA		1393	21393	41393	9013	29013	4489	224489	4234489	
L4 1.9L 1896cc TDI Diesel (Mex.)	BJB		7083	27083	N/A	9020	29020	4489	224489	4234489	
L4 2.0L (Mex.)			7187	27187	47187	9186	29186	4489	224489	4234489	
L4 2.0L 1984cc (Mex.)			7187	27187	47187	9013	29013	N/A	N/A	N/A	

**ALTEA XL**

L4 2.0L 1984cc (Mex.)			7187	27187	47187	9013	29013	4489	224489	4234489	
-----------------------	--	--	------	-------	-------	------	-------	------	--------	---------	--

**CORDOBA**

L4 2.0L (Mex.)	FI		1088	21088	N/A	209465	N/A	N/A	N/A	N/A	
----------------	----	--	------	-------	-----	--------	-----	-----	-----	-----	--

**CORDOBA III**

L4 2.0L (Mex.)			1516	21516 <sup>70</sup>	41516	209465	N/A	N/A	N/A	N/A	
----------------	--	--	------	---------------------	-------	--------	-----	-----	-----	-----	--

**IBIZA**

L4 1.4L 1400cc (Mex.)	BBZ		107203	N/A	N/A			N/A	N/A	N/A	
L4 1.4L 1422cc TDI Turbo Diesel (Mex.)	AMF		7083	27083	N/A	N/A	N/A	N/A	N/A	N/A	
L4 1.6L 1598cc (Mex.)			1393	21393	41393			N/A	N/A	N/A	
L4 1.8L 1781cc (Mex.)	BKV		1393	21393	41393			N/A	N/A	N/A	
L4 1.9L 1896cc Diesel (Mex.)	ASY		7083	27083	N/A			N/A	N/A	N/A	
L4 2.0L 1984cc (Mex.)	AZL		1393	21393	41393			N/A	N/A	N/A	

**IBIZA CUPRA**

L4 2.0L Turbo (Mex.)			1516	21516	41516	209465	N/A	N/A	N/A	N/A	
----------------------	--	--	------	-------	-------	--------	-----	-----	-----	-----	--

**IBIZA DSG**

L4 1.6L 1598cc (Mex.)			107410	N/A	N/A	209545	N/A	N/A	N/A	N/A	
-----------------------	--	--	--------	-----	-----	--------	-----	-----	-----	-----	--

**IBIZA IV**

L4 2.0L (Mex.)			1516	21516	41516	209465	N/A	N/A	N/A	N/A	
----------------	--	--	------	-------	-------	--------	-----	-----	-----	-----	--

**LEON**

L4 1.4L TSI 1390cc Turbo (Mex.)			107410	N/A	N/A	9013	29013	4489	224489	4234489	
L4 1.8L 1781cc Turbo (Mex.)			1088	21088	N/A	9020	29020	N/A	N/A	N/A	
L4 1.8L 1798cc Turbo (Mex.)			7561	27561	47561	9020	29020	4489	224489	4234489	
L4 2.0L Turbo (Mex.)			7187	27187	47187	9843	29843	4489	224489	4234489	

**TOLEDO**

L4 2.0L Turbo (Mex.)			7187	27187	47187	9186	29186	4489	224489	4234489	
----------------------	--	--	------	-------	-------	------	-------	------	--------	---------	--

**2007****ALHAMBRA**

L4 1.8L 1781cc (Mex.)			1516	21516	41516	206673	N/A	236849	N/A	N/A	
L4 1.8L Turbo (Mex.)			1516	21516 <sup>70</sup>	41516	206673	N/A	N/A	N/A	N/A	
L4 1.9L 1896cc Diesel (Mex.)			7210	27210	N/A	206673	N/A	236849	N/A	N/A	
L4 2.0L 1984cc (Mex.)			1393	21393	41393	206673	N/A	N/A	N/A	N/A	
V6 2.8L 2792cc (Mex.)			7210	27210	N/A	206673	N/A	236849	N/A	N/A	

**ALTEA**

L4 1.4L 1390cc (Mex.)			107203	N/A	N/A	209545	N/A	4489	224489	4234489	
L4 1.4L 1390cc TSI Turbo (Mex.)	CAXC		107410	N/A	N/A	9013	29013	4489	224489	4234489	

N/A = Not Available N/R = Not Required N/S = Not Servicable For cabin air locator chart, see pages 5-12 See pages 13-16 for footnotes

1) ProSelect - Normal Driving - Traditional Change Intervals 2) NAPA Gold - Severe Driving - OE Recommended intervals 3) NAPA Platinum - Harsh Driving - OE Recommend Intervals

N/A = Non disponible N/R = Non nécessaire N/S = Non réparable Voir le tableau des filtres et d'habitacle aux pages 5-12 Voir pages 13-16 pour des notes

1) NAPA ProSelect et Argent - Conduite normale - Intervalles normaux de remplacement 2) NAPA Or - Conduite difficile - Intervalles recommandés par FEO 3) NAPA Platine - Conduite très difficile - Intervalles recommandés par FEO

N/A = No disponible N/R = No requerido N/S = No Servicable Para el aire de la cabina y tabla de localización de filtro, consulte las páginas 5-12 Ver las páginas 13-16 para las notas al pie de página

1) NAPA ProSelect y Plata - Manejo normal - Intervalos normales de cambio 2) NAPA Oro - Manejo difícil - Intervalos recomendados por el OEM 3) NAPA Platino - Manejo muy difícil - Intervalos recomendados por el OEM

*Italicized Part Numbers May Not Be Available.*

Las piezas con números en *italicas* pueden no estar disponibles.

Les numéros de pièce en *italiques* peuvent ne pas être disponibles.





SEAT 2007-2006

Pass Car Light Truck - Oil - Air - Cabin

Year/Año/Année Model/Modelo/Modele Engine/Motor/Moteur	Eng. Code Código de motor Code moteur	VIN NIV NIV	GOLD Oil Aceite Huile	ProSelect Oil Aceite Huile	Platinum Oil Aceite Huile	GOLD Air Aire Air	ProSelect Air Aire Air	GOLD Cabin Air Cabina Aire Cabine Air	ProSelect Cabin Air Cabina Aire Cabine Air	Platinum Cabin Air Cabina Aire Cabine Air	Loc. Cabin Air Cabina Aire Cabine Air
--	---	-------------------	--------------------------------	-------------------------------------	------------------------------------	----------------------------	---------------------------------	--	---	--	--

## SEAT (Cont'd/Suite)

**2007** (Cont'd/Suite)

## ALTEA (Cont'd/Suite)

L4 1.6L 1595cc (Mex.)	BSF		1393	21393	41393	9013	29013	4489	224489	4234489	
L4 1.9L 1896cc TDI Diesel (Mex.)	BJB		7083	27083	N/A	9020	29020	4489	224489	4234489	
L4 2.0L (Mex.)			7187	27187	47187	9186	29186	4489	224489	4234489	
L4 2.0L 1984cc (Mex.)			7187	27187	47187	9013	29013	N/A	N/A	N/A	

## CORDOBA

L4 2.0L (Mex.)	FI		1088	21088	N/A	209465	N/A	N/A	N/A	N/A	
----------------	----	--	------	-------	-----	--------	-----	-----	-----	-----	--

## CORDOBA III

L4 2.0L (Mex.)			1516	21516 <sup>70</sup>	41516	209465	N/A	N/A	N/A	N/A	
----------------	--	--	------	---------------------	-------	--------	-----	-----	-----	-----	--

## IBIZA

L4 1.4L 1400cc (Mex.)	BBZ		107203	N/A	N/A	N/A	N/A	N/A	N/A	N/A	
L4 1.4L 1422cc TDI Turbo Diesel (Mex.)	AMF		7083	27083	N/A	N/A	N/A	N/A	N/A	N/A	
L4 1.6L 1598cc (Mex.)			1088	21088	N/A			N/A	N/A	N/A	
L4 1.8L 1781cc (Mex.)	BBU		1393	21393	41393			N/A	N/A	N/A	
L4 1.9L 1896cc Diesel (Mex.)	ASY		7083	27083	N/A			N/A	N/A	N/A	
L4 2.0L 1984cc (Mex.)	BBX		1393	21393	41393			N/A	N/A	N/A	

## IBIZA CUPRA

L4 2.0L Turbo (Mex.)			1516	21516	41516	209465	N/A	N/A	N/A	N/A	
----------------------	--	--	------	-------	-------	--------	-----	-----	-----	-----	--

## IBIZA IV

L4 2.0L (Mex.)			1516	21516	41516	209465	N/A	N/A	N/A	N/A	
----------------	--	--	------	-------	-------	--------	-----	-----	-----	-----	--

## LEON

L4 1.6L (Mex.)			N/S	N/S	N/A	N/S	N/S	4489	224489	4234489	
L4 1.8L 1781cc Turbo (Mex.)			1088	21088	N/A	2472	22472	N/A	N/A	N/A	
L4 2.0L Turbo (Mex.)			7187	27187	47187	9843	29843	4489	224489	4234489	

## TOLEDO

L4 2.0L Turbo (Mex.)			7187	27187	47187	9186	29186	4489	224489	4234489	
----------------------	--	--	------	-------	-------	------	-------	------	--------	---------	--

**2006**

## ALHAMBRA

L4 1.8L 1781cc (Mex.)			1516	21516	41516	206673	N/A	236849	N/A	N/A	
L4 1.8L Turbo (Mex.)			1516	21516 <sup>70</sup>	41516	206673	N/A	N/A	N/A	N/A	
L4 1.9L 1896cc Diesel (Mex.)			7210	27210	N/A	206673	N/A	236849	N/A	N/A	
L4 2.0L 1984cc (Mex.)			1393	21393	41393	206673	N/A	N/A	N/A	N/A	

## ALTEA

L4 1.6L 1595cc (Mex.)	BSF		1393	21393	41393	9013	29013	4489	224489	4234489	
L4 1.9L 1896cc TDI Diesel (Mex.)	BJB		7083	27083	N/A	9020	29020	4489	224489	4234489	
L4 2.0L (Mex.)			7187	27187	47187	9186	29186	4489	224489	4234489	
L4 2.0L 1984cc (Mex.)	BVY		7187	27187	47187	9013	29013	N/A	N/A	N/A	
	BVZ		7187	27187	47187	9013	29013	N/A	N/A	N/A	

## CORDOBA

L4 1.6L 1598cc			107203	N/A	N/A			N/R	N/R	N/R	
L4 2.0L (Mex.)	FI		1088	21088	N/A	209465	N/A	N/A	N/A	N/A	

## CORDOBA III

L4 2.0L (Mex.)			1516	21516 <sup>70</sup>	41516	209465	N/A	N/A	N/A	N/A	
----------------	--	--	------	---------------------	-------	--------	-----	-----	-----	-----	--

## IBIZA

L4 1.4L 1400cc (Mex.)	BBY		107203	N/A	N/A			N/A	N/A	N/A	
L4 1.4L 1422cc TDI Turbo Diesel (Mex.)	AMF		7083	27083	N/A	N/A	N/A	N/A	N/A	N/A	
L4 1.6L 1598cc (Mex.)			1088	21088	N/A			N/A	N/A	N/A	
L4 1.8L 1781cc (Mex.)	BBU		1393	21393	41393			N/A	N/A	N/A	
L4 1.9L 1896cc Diesel (Mex.)	ASY		7083	27083	N/A			N/A	N/A	N/A	

N/A = Not Available N/R = Not Required N/S = Not Servicable For cabin air locator chart, see pages 5-12 See pages 13-16 for footnotes

1) ProSelect - Normal Driving - Traditional Change Intervals 2) NAPA Gold - Severe Driving - OE Recommended intervals 3) NAPA Platinum - Harsh Driving - OE Recommend Intervals

N/A = Non disponible N/R = Non nécessaire N/S = Non réparable Voir le tableau des filtres et d'habitacle aux pages 5-12 Voir pages 13-16 pour des notes

1) NAPA ProSelect et Argent - Conduite normale - Intervalles normaux de remplacement 2) NAPA Or - Conduite difficile - Intervalles recommandés par FEO 3) NAPA Platine - Conduite très difficile - Intervalles recommandés par FEO

N/A = No disponible N/R = No requerido N/S = No Servicable Para el aire de la cabina y tabla de localización de filtro, consulte las páginas 5-12 Ver las páginas 13-16 para las notas al pie de página

1) NAPA ProSelect y Plata - Manejo normal - Intervalos normales de cambio 2) NAPA Oro - Manejo difícil - Intervalos recomendados por el OEM 3) NAPA Platino - Manejo muy difícil - Intervalos recomendados por el OEM

Italicized Part Numbers May Not Be Available.

Las piezas con números en *italicas* pueden no estar disponibles.  
Les numéros de pièce en *italiques* peuvent ne pas être disponibles.



Pass Car Light Truck - Oil - Air - Cabin

SEAT 2006-2005

Year/Año/Année Model/Modelo/Modèle Engine/Motor/Moteur	Eng. Code Código de motor Code moteur	VIN NIV NIV	GOLD Oil Aceite Huile	ProSelect Oil Aceite Huile	Platinum Oil Aceite Huile	GOLD Air Aire Air	ProSelect Air Aire Air	GOLD Cabin Air Cabina Aire Cabine Air	ProSelect Cabin Air Cabina Aire Cabine Air	Platinum Cabin Air Cabina Aire Cabine Air	Loc. Cabin Air Cabina Aire Cabine Air
--	---	-------------------	--------------------------------	-------------------------------------	------------------------------------	----------------------------	---------------------------------	--	---	--	--

SEAT (Cont'd/Suite)

**2006** (Cont'd/Suite)

**IBIZA (Cont'd/Suite)**

L4 2.0L 1984cc (Mex.)	AZL		1393	21393	41393	206702	N/A	239037	N/A	N/A	
-----------------------	-----	--	------	-------	-------	--------	-----	--------	-----	-----	--

**IBIZA CUPRA**

L4 2.0L Turbo (Mex.)			1516	21516	41516	209465	N/A	N/A	N/A	N/A	
----------------------	--	--	------	-------	-------	--------	-----	-----	-----	-----	--

**IBIZA IV**

L4 2.0L (Mex.)			1516	21516	41516	209465	N/A	N/A	N/A	N/A	
----------------	--	--	------	-------	-------	--------	-----	-----	-----	-----	--

**LEON**

L4 1.8L 1781cc (Mex.)			1393	21393	41393	2472	22472	239037	N/A	N/A	
L4 1.8L 1781cc Turbo (Mex.)			1088	21088	N/A	2472	22472	N/A	N/A	N/A	
L4 2.0L Turbo (Mex.)			7187	27187	47187	9843	29843	4489	224489	4234489	

**TOLEDO**

L4 2.0L Turbo (Mex.)			7187	27187	47187	9186	29186	4489	224489	4234489	
----------------------	--	--	------	-------	-------	------	-------	------	--------	---------	--

**2005**

**ALHAMBRA**

L4 1.8L 1781cc (Mex.)			1516	21516	41516	206673	N/A	236849	N/A	N/A	
L4 1.8L Turbo (Mex.)			1516	21516 <sup>70</sup>	41516	206673	N/A	N/A	N/A	N/A	
L4 1.9L 1896cc Diesel (Mex.)			7210	27210	N/A	206673	N/A	236849	N/A	N/A	
L4 2.0L 1984cc (Mex.)			1393	21393	41393	206673	N/A	N/A	N/A	N/A	
V6 2.8L 2792cc (Mex.)			7210	27210	N/A	206673	N/A	236849	N/A	N/A	

**ALTEA**

L4 1.6L 1595cc (Mex.)	BSE		1393	21393	41393	9013	29013	4489	224489	4234489	
	BSF		1393	21393	41393	9013	29013	4489	224489	4234489	
L4 1.9L 1896cc TDI Diesel (Mex.)	BJB		7083	27083	N/A	9020	29020	4489	224489	4234489	
L4 2.0L (Mex.)			7187	27187	47187	9186	29186	4489	224489	4234489	
L4 2.0L 1984cc (Mex.)	BVY		7187	27187	47187	9013	29013	N/A	N/A	N/A	
	BVZ		7187	27187	47187	9013	29013	N/A	N/A	N/A	

**CORDOBA**

L4 2.0L (Mex.)	FI		1088	21088	N/A	209465	N/A	N/A	N/A	N/A	
----------------	----	--	------	-------	-----	--------	-----	-----	-----	-----	--

**CORDOBA III**

L4 2.0L (Mex.)			1516	21516 <sup>70</sup>	41516	209465	N/A	N/A	N/A	N/A	
----------------	--	--	------	---------------------	-------	--------	-----	-----	-----	-----	--

**IBIZA**

L4 1.2L 1198cc (Mex.)	AZQ		N/A	N/A	N/A			N/A	N/A	N/A	
L4 1.4L 1400cc (Mex.)	BBY		107203	N/A	N/A			N/A	N/A	N/A	
L4 1.4L 1422cc TDI Turbo Diesel (Mex.)	AMF		7083	27083	N/A	N/A	N/A	N/A	N/A	N/A	
L4 1.6L 1598cc (Mex.)			1088	21088	N/A			N/A	N/A	N/A	
L4 1.8L 1781cc (Mex.)	BKV		1393	21393	41393			N/A	N/A	N/A	
L4 1.9L 1896cc Diesel (Mex.)	ASY		7083	27083	N/A			N/A	N/A	N/A	
L4 2.0L 1984cc (Mex.)	AZL		1393	21393	41393			N/A	N/A	N/A	

**IBIZA IV**

L4 2.0L (Mex.)			1516	21516	41516	209465	N/A	N/A	N/A	N/A	
----------------	--	--	------	-------	-------	--------	-----	-----	-----	-----	--

**LEON**

L4 1.8L 1781cc (Mex.)			1393	21393	41393	2472	22472	239037	N/A	N/A	
L4 1.8L Turbo (Mex.)			1088	21088	N/A	2472	22472	4322	224322	N/A	

**LEON CUPRA**

L4 1.8L Turbo (Mex.)			1088	21088	N/A	2472	22472	4322	224322	N/A	
----------------------	--	--	------	-------	-----	------	-------	------	--------	-----	--

**TOLEDO**

L4 1.8L Turbo (Mex.)			1516	21516	41516	2472	22472	N/A	N/A	N/A	
----------------------	--	--	------	-------	-------	------	-------	-----	-----	-----	--

N/A = Not Available N/R = Not Required N/S = Not Servicable For cabin air locator chart, see pages 5-12 See pages 13-16 for footnotes

1) ProSelect - Normal Driving - Traditional Change Intervals 2) NAPA Gold - Severe Driving - OE Recommended Intervals 3) NAPA Platinum - Harsh Driving - OE Recommended Intervals

N/A = Non disponible N/R = Non nécessaire N/S = Non réparable Voir le tableau des filtres et d'habitacle aux pages 5-12 Voir pages 13-16 pour des notes

1) NAPA ProSelect et Argent - Conduite normale - Intervalles normaux de remplacement 2) NAPA Or - Conduite difficile - Intervalles recommandés par FEO 3) NAPA Platine - Conduite très difficile - Intervalles recommandés par FEO

N/A = No disponible N/R = No requerido N/S = No Servicable Para el aire de la cabina y tabla de localización de filtro, consulte las páginas 5-12 Ver las páginas 13-16 para las notas al pie de página

1) NAPA ProSelect y Plata - Manejo normal - Intervalos normales de cambio 2) NAPA Oro - Manejo difícil - Intervalos recomendados por el OEM 3) NAPA Platino - Manejo muy difícil - Intervalos recomendados por el OEM

*Italicized Part Numbers May Not Be Available.*

Las piezas con números en *italicas* pueden no estar disponibles.

Les numéros de pièce en *italiques* peuvent ne pas être disponibles.

P  
a  
s  
s  
C  
a  
r  
L  
i  
g  
h  
t  
T  
r  
u  
c  
k  
O  
i  
l  
-  
A  
i  
r  
-  
C  
a  
b  
i  
n



SEAT 2004-2003

Pass Car Light Truck - Oil - Air - Cabin

Year/Año/Année Model/Modelo/Modelé Engine/Motor/Moteur	Eng. Code Código de motor Code moteur	VIN NIV NIV	GOLD Oil Aceite Huile	ProSelect Oil Aceite Huile	Platinum Oil Aceite Huile	GOLD Air Aire Air	ProSelect Air Aire Air	GOLD Cabin Air Cabina Aire Cabine Air	ProSelect Cabin Air Cabina Aire Cabine Air	Platinum Cabin Air Cabina Aire Cabine Air	Loc. Cabin Air Cabina Aire Cabine Air
--	---	-------------------	--------------------------------	-------------------------------------	------------------------------------	----------------------------	---------------------------------	--	---	--	--

## SEAT (Cont'd/Suite)

2004

## ALHAMBRA

L4 1.8L 1781cc (Mex.)			1516	21516	41516	206673	N/A	236849	N/A	N/A	
L4 1.8L Turbo (Mex.)			1516	21516 <sup>70</sup>	41516	206673	N/A	N/A	N/A	N/A	
L4 1.9L 1896cc Diesel (Mex.)			7210	27210	N/A	206673	N/A	236849	N/A	N/A	
L4 2.0L 1984cc (Mex.)			1393	21393	41393	206673	N/A	N/A	N/A	N/A	
V6 2.8L 2792cc (Mex.)			7210	27210	N/A	206673	N/A	236849	N/A	N/A	

## ALTEA

L4 1.6L 1595cc (Mex.)	BSF		1393	21393	41393	9013	29013	4489	224489	4234489	
L4 1.9L 1896cc TDI Diesel (Mex.)	BJB		7083	27083	N/A	9020	29020	4489	224489	4234489	
L4 2.0L (Mex.)			7187	27187	47187	9186	29186	4489	224489	4234489	
L4 2.0L 1984cc (Mex.)	BLR		7187	27187	47187	9013	29013	N/A	N/A	N/A	
	BLY		7187	27187	47187	9013	29013	N/A	N/A	N/A	

## CORDOBA

L4 2.0L 2000cc (Mex.)	FI		1088	21088	N/A	209465	N/A	N/A	N/A	N/A	
-----------------------	----	--	------	-------	-----	--------	-----	-----	-----	-----	--

## CORDOBA III

L4 2.0L (Mex.)			1516	21516 <sup>70</sup>	41516	209465	N/A	N/A	N/A	N/A	
----------------	--	--	------	---------------------	-------	--------	-----	-----	-----	-----	--

## IBIZA

L4 1.2L 1198cc (Mex.)	AZQ		N/A	N/A	N/A			N/A	N/A	N/A	
L4 1.4L 1400cc (Mex.)	BBY		107203	N/A	N/A			N/A	N/A	N/A	
L4 1.4L 1422cc TDI Turbo Diesel (Mex.)	AMF		7083	27083	N/A	N/A	N/A	N/A	N/A	N/A	
L4 1.6L 1598cc (Mex.)			1088	21088	N/A			N/A	N/A	N/A	
L4 1.8L 1781cc (Mex.)	BLZ		1393	21393	41393			N/A	N/A	N/A	
L4 1.9L 1896cc Diesel (Mex.)	ASY		7083	27083	N/A			N/A	N/A	N/A	
L4 2.0L 1984cc (Mex.)	AZL		1393	21393	41393			N/A	N/A	N/A	

## IBIZA IV

L4 2.0L (Mex.)			1516	21516	41516	209465	N/A	N/A	N/A	N/A	
----------------	--	--	------	-------	-------	--------	-----	-----	-----	-----	--

## LEON

L4 1.8L 1781cc (Mex.)			1393	21393	41393	2472	22472	239037	N/A	N/A	
L4 1.8L Turbo (Mex.)			1088	21088	N/A	2472	22472	4322	224322	N/A	

## LEON CUPRA

L4 1.8L Turbo (Mex.)			1088	21088	N/A	2472	22472	4322	224322	N/A	
----------------------	--	--	------	-------	-----	------	-------	------	--------	-----	--

## TOLEDO

L4 1.8L Turbo (Mex.)			1516	21516	41516	2472	22472	N/A	N/A	N/A	
----------------------	--	--	------	-------	-------	------	-------	-----	-----	-----	--

2003

## ALHAMBRA

L4 1.8L 1781cc (Mex.)			1516	21516	41516	206673	N/A	236849	N/A	N/A	
L4 1.8L Turbo (Mex.)			1516	21516 <sup>70</sup>	41516	206673	N/A	N/A	N/A	N/A	
L4 1.9L 1896cc Diesel (Mex.)			7210	27210	N/A	206673	N/A	236849	N/A	N/A	
L4 2.0L 1984cc (Mex.)			1393	21393	41393	206673	N/A	N/A	N/A	N/A	
V6 2.8L 2792cc (Mex.)			7210	27210	N/A	206673	N/A	236849	N/A	N/A	

## AROSA

L4 1.0L 999cc (AER, ALL, ALD) (Mex.)			107203	N/A	N/A			4322	224322	N/A	
--------------------------------------	--	--	--------	-----	-----	--	--	------	--------	-----	--

## CORDOBA

L4 2.0L 2000cc (Mex.)	FI		1088	21088	N/A	209465	N/A	N/A	N/A	N/A	
-----------------------	----	--	------	-------	-----	--------	-----	-----	-----	-----	--

## CORDOBA III

L4 2.0L (Mex.)			1516	21516 <sup>70</sup>	41516	209465	N/A	N/A	N/A	N/A	
----------------	--	--	------	---------------------	-------	--------	-----	-----	-----	-----	--

## IBIZA

L4 1.2L 1198cc (Mex.)	AZQ		N/A	N/A	N/A			N/A	N/A	N/A	
L4 1.4L 1400cc (Mex.)	BBY		107203	N/A	N/A			N/A	N/A	N/A	

N/A = Not Available N/R = Not Required N/S = Not Servicable For cabin air locator chart, see pages 5-12 See pages 13-16 for footnotes

1) ProSelect - Normal Driving - Traditional Change Intervals 2) NAPA Gold - Severe Driving - OE Recommended Intervals 3) NAPA Platinum - Harsh Driving - OE Recommended Intervals

N/A = Non disponible N/R = Non nécessaire N/S = Non réparable Voir le tableau des filtres et d'habitacle aux pages 5-12 Voir pages 13-16 pour des notes

1) NAPA ProSelect et Argent - Conduite normale - Intervalles normaux de remplacement 2) NAPA Or - Conduite difficile - Intervalles recommandés par FEO 3) NAPA Platine - Conduite très difficile - Intervalles recommandés par FEO

N/A = No disponible N/R = No requerido N/S = No Servicable Para el aire de la cabina y tabla de localización de filtro, consulte las páginas 5-12 Ver las páginas 13-16 para las notas al pie de página

1) NAPA ProSelect y Plata - Manejo normal - Intervalos normales de cambio 2) NAPA Oro - Manejo difícil - Intervalos recomendados por el OEM 3) NAPA Platino - Manejo muy difícil - Intervalos recomendados por el OEM

Italicized Part Numbers May Not Be Available.

Las piezas con números en *italicas* pueden no estar disponibles.  
Les numéros de pièce en *italiques* peuvent ne pas être disponibles.



## Pass Car Light Truck - Oil - Air - Cabin

SEAT 2003-2002

Year/Año/Année Model/Modelo/Modele Engine/Motor/Moteur	Eng. Code Código de motor Code moteur	VIN NIV NIV	GOLD Oil Aceite Huile	ProSelect Oil Aceite Huile	Platinum Oil Aceite Huile	GOLD Air Aire Air	ProSelect Air Aire Air	GOLD Cabin Air Cabina Aire Cabine Air	ProSelect Cabin Air Cabina Aire Cabine Air	Platinum Cabin Air Cabina Aire Cabine Air	Loc. Cabin Air Cabina Aire Cabine Air
--	---	-------------------	--------------------------------	-------------------------------------	------------------------------------	----------------------------	---------------------------------	--	---	--	--

## SEAT (Cont'd/Suite)

## 2003 (Cont'd/Suite)

## IBIZA (Cont'd/Suite)

L4 1.4L 1422cc TDI Turbo Diesel (Mex.)	AMF		7083	27083	N/A	N/A	N/A	N/A	N/A	N/A	
L4 1.6L 1595cc (Mex.)	ALM		1393	21393	41393			N/A	N/A	N/A	
L4 1.6L 1598cc (Mex.)			1088	21088	N/A			4322	224322	N/A	
L4 1.8L 1781cc (Mex.)	BJX		1393	21393	41393			N/A	N/A	N/A	
L4 1.9L 1896cc Diesel (Mex.)	ASY		7083	27083	N/A			N/A	N/A	N/A	
L4 2.0L 1984cc (Mex.)	AZL		1393	21393	41393			N/A	N/A	N/A	

## IBIZA III

L4 1.6L (Mex.)			1516	21516	41516			N/A	N/A	N/A	
----------------	--	--	------	-------	-------	--	--	-----	-----	-----	--

## IBIZA IV

L4 2.0L (Mex.)			1516	21516	41516	209465	N/A	N/A	N/A	N/A	
----------------	--	--	------	-------	-------	--------	-----	-----	-----	-----	--

## LEON

L4 1.8L 1781cc (Mex.)			1393	21393	41393	2472	22472	239037	N/A	N/A	
L4 1.8L Turbo (Mex.)			1088	21088	N/A	2472	22472	4322	224322	N/A	

## LEON CUPRA

L4 1.8L Turbo (Mex.)			1088	21088	N/A	2472	22472	4322	224322	N/A	
----------------------	--	--	------	-------	-----	------	-------	------	--------	-----	--

## TOLEDO

L4 1.8L Turbo (Mex.)			1516	21516	41516	2472	22472	N/A	N/A	N/A	
----------------------	--	--	------	-------	-------	------	-------	-----	-----	-----	--

## 2002

## ALHAMBRA

L4 1.8L 1781cc (Mex.)			1516	21516	41516	206673	N/A	236849	N/A	N/A	
L4 1.8L Turbo (Mex.)			1516	21516 <sup>70</sup>	41516	206673	N/A	236848	N/A	N/A	
L4 1.9L 1896cc Diesel (Mex.)			7210	27210	N/A	206673	N/A	N/A	N/A	N/A	
L4 2.0L 1984cc (Mex.)			1393	21393	41393	206673	N/A	N/A	N/A	N/A	
V6 2.8L 2792cc (Mex.)			7210	27210	N/A	206673	N/A	236849	N/A	N/A	

## AROSA

L4 1.0L 999cc (AER, ALL, ALD) (Mex.)			107203	N/A	N/A			4322	224322	N/A	
--------------------------------------	--	--	--------	-----	-----	--	--	------	--------	-----	--

## CORDOBA

L4 1.6L 1600cc (Mex.)	FI		1088	21088	N/A			4322	224322	N/A	
-----------------------	----	--	------	-------	-----	--	--	------	--------	-----	--

## CORDOBA II

L4 1.6L (Mex.)			1516	21516 <sup>70</sup>	41516			N/A	N/A	N/A	
----------------	--	--	------	---------------------	-------	--	--	-----	-----	-----	--

## IBIZA

L4 1.2L 1198cc (Mex.)	AZQ		N/A	N/A	N/A			N/A	N/A	N/A	
L4 1.4L 1400cc (Mex.)	BBY		107203	N/A	N/A			N/A	N/A	N/A	
L4 1.4L 1422cc TDI Turbo Diesel (Mex.)	AMF		7083	27083	N/A	N/A	N/A	N/A	N/A	N/A	
L4 1.6L 1595cc (Mex.)	ALM		1393	21393	41393			N/A	N/A	N/A	
L4 1.6L 1598cc (Mex.)			1088	21088	N/A			4322	224322	N/A	
L4 1.8L 1781cc (Mex.)	AEH		1393	21393	41393			N/A	N/A	N/A	
L4 1.9L 1896cc Diesel (Mex.)	AGR		7083	27083	N/A	206702	N/A	239037	N/A	N/A	

## IBIZA III

L4 1.6L (Mex.)			1516	21516	41516			N/A	N/A	N/A	
----------------	--	--	------	-------	-------	--	--	-----	-----	-----	--

## LEON

L4 1.8L 1781cc (Mex.)			1393	21393	41393	2472	22472	239037	N/A	N/A	
L4 1.8L Turbo (Mex.)			1088	21088	N/A	2472	22472	4322	224322	N/A	

## LEON CUPRA

L4 1.8L Turbo (Mex.)			1088	21088	N/A	2472	22472	4322	224322	N/A	
----------------------	--	--	------	-------	-----	------	-------	------	--------	-----	--

## TOLEDO

L4 1.8L Turbo (Mex.)			1516	21516	41516	2472	22472	N/A	N/A	N/A	
----------------------	--	--	------	-------	-------	------	-------	-----	-----	-----	--

N/A = Not Available N/R = Not Required N/S = Not Servicable For cabin air locator chart, see pages 5-12 See pages 13-16 for footnotes

1) ProSelect - Normal Driving - Traditional Change Intervals 2) NAPA Gold - Severe Driving - OE Recommended intervals 3) NAPA Platinum - Harsh Driving - OE Recommended Intervals

N/A = Non disponible N/R = Non nécessaire N/S = Non réparable Voir le tableau des filtres et d'habitacle aux pages 5-12 Voir pages 13-16 pour des notes

1) NAPA ProSelect et Argent - Conduite normale - Intervalles normaux de remplacement 2) NAPA Or - Conduite difficile - Intervalles recommandés par FEO 3) NAPA Platine - Conduite très difficile - Intervalles recommandés par FEO

N/A = No disponible N/R = No requerido N/S = No Servicable Para el aire de la cabina y tabla de localización de filtro, consulte las páginas 5-12 Ver las páginas 13-16 para las notas al pie de página

1) NAPA ProSelect y Plata - Manejo normal - Intervalos normales de cambio 2) NAPA Oro - Manejo difícil - Intervalos recomendados por el OEM 3) NAPA Platino - Manejo muy difícil - Intervalos recomendados por el OEM

*Italicized Part Numbers May Not Be Available.*

Las piezas con números en *italicas* pueden no estar disponibles.

Les numéros de pièce en *italiques* peuvent ne pas être disponibles.



Year/Año/Année Model/Modelo/Modele Engine/Motor/Moteur	Eng. Code Código de motor Code moteur	VIN NIV NIV	GOLD Oil Aceite Huile	ProSelect Oil Aceite Huile	Platinum Oil Aceite Huile	GOLD Air Aire Air	ProSelect Air Aire Air	GOLD Cabin Air Cabina Aire Cabine Air	ProSelect Cabin Air Cabina Aire Cabine Air	Platinum Cabin Air Cabina Aire Cabine Air	Loc. Cabin Air Cabina Aire Cabine Air
--	---	-------------------	--------------------------------	-------------------------------------	------------------------------------	----------------------------	---------------------------------	--	---	--	--

SEAT (Cont'd/Suite)

2001

ALHAMBRA

L4 1.8L 1781cc (Mex.)			1516	21516	41516	206673	N/A	236849	N/A	N/A	
L4 1.9L 1896cc Diesel (Mex.)			7210	27210	N/A	206673	N/A	N/A	N/A	N/A	
L4 2.0L 1984cc (Mex.)			1393	21393	41393	206673	N/A	N/A	N/A	N/A	

AROSA

L4 1.0L 999cc (AER, ALL, ALD) (Mex.)			107203	N/A	N/A			4322	224322	N/A	
--------------------------------------	--	--	--------	-----	-----	--	--	------	--------	-----	--

CORDOBA

L4 1.6L 1600cc (Mex.)	FI		1088	21088	N/A			4322	224322	N/A	
-----------------------	----	--	------	-------	-----	--	--	------	--------	-----	--

CORDOBA II

L4 1.6L (Mex.)			1516	21516 <sup>79</sup>	41516			N/A	N/A	N/A	
----------------	--	--	------	---------------------	-------	--	--	-----	-----	-----	--

IBIZA

L4 1.6L 1595cc (Mex.)	ALM		1393	21393	41393			N/A	N/A	N/A	
L4 1.6L 1598cc (Mex.)			1088	21088	N/A			4322	224322	N/A	
L4 1.8L 1781cc (Mex.)	AEH		1393	21393	41393			N/A	N/A	N/A	
L4 1.9L 1896cc Diesel (Mex.)	AGR		7210	27210	N/A			N/A	N/A	N/A	

LEON

L4 1.8L 1781cc (Mex.)			1393	21393	41393	2472	22472	239037	N/A	N/A	
L4 1.8L Turbo (Mex.)			1088	21088	N/A	2472	22472	4322	224322	N/A	

LEON CUPRA

L4 1.8L Turbo (Mex.)			1088	21088	N/A	2472	22472	4322	224322	N/A	
----------------------	--	--	------	-------	-----	------	-------	------	--------	-----	--

TOLEDO

L4 1.8L Turbo (Mex.)			1516	21516	41516	2472	22472	N/A	N/A	N/A	
----------------------	--	--	------	-------	-------	------	-------	-----	-----	-----	--

SMART

2020

EQ fortwo

Electric Motor								9351 <sup>78</sup>	N/A <sup>78</sup>	N/A <sup>78</sup>	
----------------	--	--	--	--	--	--	--	--------------------	-------------------	-------------------	--

2019

EQ fortwo

Electric Motor								9351	N/A	N/A	
----------------	--	--	--	--	--	--	--	------	-----	-----	--

2018

FORTWO

Electric Drive Electric			N/R	N/R	N/R			9351	N/A	N/A	3
								9351 <sup>79</sup>	N/A <sup>79</sup>	N/A <sup>79</sup>	3
L3 0.9L 898cc 55 CID Turbo			107506	N/A	N/A	200517	N/A	9351	N/A	N/A	3
L3 1.0L 1000cc 61 CID			7207	N/A	N/A	200517	N/A	9351	N/A	N/A	3

2017

FORTWO

Electric Drive Electric			N/R	N/R	N/R			9351	N/A	N/A	3
								9351 <sup>79</sup>	N/A <sup>79</sup>	N/A <sup>79</sup>	3
L3 0.9L 898cc 55 CID Turbo			107506	N/A	N/A	200517	N/A	9351	N/A	N/A	3

FORTWO PASSION

L3 1.0L 1000cc 61 CID			107506	N/A	N/A	200517	N/A	9351	N/A	N/A	3
-----------------------	--	--	--------	-----	-----	--------	-----	------	-----	-----	---

FORTWO PASSION CABRIOLET

L3 1.0L 1000cc 61 CID			107506	N/A	N/A	200517	N/A	9351	N/A	N/A	3
-----------------------	--	--	--------	-----	-----	--------	-----	------	-----	-----	---

FORTWO PURE

L3 1.0L 1000cc 61 CID			107506	N/A	N/A	200517	N/A	9351	N/A	N/A	3
-----------------------	--	--	--------	-----	-----	--------	-----	------	-----	-----	---

N/A = Not Available N/R = Not Required N/S = Not Servicable For cabin air locator chart, see pages 5-12 See pages 13-16 for footnotes

1) ProSelect - Normal Driving - Traditional Change Intervals 2) NAPA Gold - Severe Driving - OE Recommended intervals 3) NAPA Platinum - Harsh Driving - OE Recommend Intervals

N/A = Non disponible N/R = Non nécessaire N/S = Non réparable Voir le tableau des filtres et d'habitacle aux pages 5-12 Voir pages 13-16 pour des notes

1) NAPA ProSelect et Argent - Conduite normale - Intervalles normaux de remplacement 2) NAPA Or - Conduite difficile - Intervalles recommandés par FEO 3) NAPA Platine - Conduite très difficile - Intervalles recommandés par FEO

N/A = No disponible N/R = No requerido N/S = No Servicable Para el aire de la cabina y tabla de localización de filtro, consulte las páginas 5-12 Ver las páginas 13-16 para las notas al pie de página

1) NAPA ProSelect y Plata - Manejo normal - Intervalos normales de cambio 2) NAPA Oro - Manejo difícil - Intervalos recomendados por el OEM 3) NAPA Platino - Manejo muy difícil - Intervalos recomendados por el OEM

*Italicized Part Numbers May Not Be Available.*

Las piezas con números en *italicas* pueden no estar disponibles.  
Les numéros de pièce en *italiques* peuvent ne pas être disponibles.



## Pass Car Light Truck - Oil - Air - Cabin

SMART 2016-2007

Year/Año/Année Model/Modelo/Modèle Engine/Motor/Moteur	Eng. Code Código de motor Code moteur	VIN NIV NIV	GOLD Oil Aceite Huile	ProSelect Oil Aceite Huile	Platinum Oil Aceite Huile	GOLD Air Aire Air	ProSelect Air Aire Air	GOLD Cabin Air Cabina Aire Cabine Air	ProSelect Cabin Air Cabina Aire Cabine Air	Platinum Cabin Air Cabina Aire Cabine Air	Loc. Cabin Air Cabina Aire Cabine Air
--	---	-------------------	--------------------------------	-------------------------------------	------------------------------------	----------------------------	---------------------------------	--	---	--	--

## SMART (Cont'd/Suite)

## 2016

## FORTWO

Electric Drive Electric			N/R	N/R	N/R			9351 <sup>78</sup> 9351 <sup>79</sup>	N/A <sup>78</sup> N/A <sup>79</sup>	N/A <sup>78</sup> N/A <sup>79</sup>	3 3
L3 0.9L 898CC 55CID Turbo		107506		N/A	N/A			N/R	N/R	N/R	3

## FORTWO PASSION

L3 1.0L 1000cc 61 CID		107506		N/A	N/A	200517	N/A	9351	N/A	N/A	3
-----------------------	--	--------	--	-----	-----	--------	-----	------	-----	-----	---

## FORTWO PASSION CABRIOLET

L3 1.0L 1000cc 61 CID		107506		N/A	N/A	200517	N/A	9351	N/A	N/A	3
-----------------------	--	--------	--	-----	-----	--------	-----	------	-----	-----	---

## FORTWO PURE

L3 1.0L 1000cc 61 CID		107506		N/A	N/A	200517	N/A	9351	N/A	N/A	3
-----------------------	--	--------	--	-----	-----	--------	-----	------	-----	-----	---

## 2015

## FORTWO

Electric Drive Electric			N/R	N/R	N/R			9351	N/A	N/A	3
L3 1.0L 1000cc 61 CID		7040		N/A	N/A	9301	N/A	9351	N/A	N/A	3

## 2014

## FORTWO

Electric Drive Electric			N/R	N/R	N/R			9351	N/A	N/A	3
L3 1.0L 1000cc 61 CID		7040		N/A	N/A	9301	N/A	9351	N/A	N/A	3

## 2013

## FORTWO

Electric Drive Electric			N/R	N/R	N/R			9351	N/A	N/A	3
L3 1.0L 1000cc 61 CID		7040		N/A	N/A	9301	N/A	9351	N/A	N/A	3

## 2012

## FORTWO

Electric Drive Electric			N/R	N/R	N/R			9351	N/A	N/A	3
L3 1.0L 1000cc 61 CID		7040		N/A	N/A	9301	N/A	9351	N/A	N/A	3

## 2011

## FORTWO

Electric Electric			N/R	N/R	N/R			N/R	N/R	N/R	3
L3 0.8L 799cc Turbo Diesel (Mex.)		7077		N/A	N/A			N/A	N/A	N/A	
L3 1.0L 1000cc 61 CID		7040		N/A	N/A	9301	N/A	9351	N/A	N/A	3

## 2010

## FORTWO

L3 1.0L 1000cc 61 CID		7040		N/A	N/A	9301	N/A	9351	N/A	N/A	3
-----------------------	--	------	--	-----	-----	------	-----	------	-----	-----	---

## 2009

## FORTWO

L3 1.0L 1000cc 61 CID		7040		N/A	N/A	9301	N/A	9351	N/A	N/A	3
-----------------------	--	------	--	-----	-----	------	-----	------	-----	-----	---

## 2008

## FORTWO

L3 1.0L 1000cc 61 CID		7040		N/A	N/A	9301	N/A	9351	N/A	N/A	3
-----------------------	--	------	--	-----	-----	------	-----	------	-----	-----	---

## 2007

## FORTWO

L3 799cc Turbo Diesel		7077		N/A	N/A	9068	N/A	N/A	N/A	N/A	
-----------------------	--	------	--	-----	-----	------	-----	-----	-----	-----	--

N/A = Not Available N/R = Not Required N/S = Not Servicable For cabin air locator chart, see pages 5-12 See pages 13-16 for footnotes

1) ProSelect - Normal Driving - Traditional Change Intervals 2) NAPA Gold - Severe Driving - OE Recommended intervals 3) NAPA Platinum - Harsh Driving - OE Recommended Intervals

N/A = Non disponible N/R = Non nécessaire N/S = Non réparable Voir le tableau des filtres et d'habitacle aux pages 5-12 Voir pages 13-16 pour des notes

1) NAPA ProSelect et Argent - Conduite normale - Intervalles normaux de remplacement 2) NAPA Or - Conduite difficile - Intervalles recommandés par FEO 3) NAPA Platine - Conduite très difficile - Intervalles recommandés par FEO

N/A = No disponible N/R = No requerido N/S = No Servicable Para el aire de la cabina y tabla de localización de filtro, consulte las páginas 5-12 Ver las páginas 13-16 para las notas al pie de página

1) NAPA ProSelect y Plata - Manejo normal - Intervalos normales de cambio 2) NAPA Oro - Manejo difícil - Intervalos recomendados por el OEM 3) NAPA Platino - Manejo muy difícil - Intervalos recomendados por el OEM

*Italicized Part Numbers May Not Be Available.*

Las piezas con números en *italicas* pueden no estar disponibles.

Les numéros de pièce en *italiques* peuvent ne pas être disponibles.



Year/Año/Année Model/Modelo/Modele Engine/Motor/Moteur	Eng. Code Código de motor Code moteur	VIN NIV NIV	GOLD Oil Aceite Huile	ProSelect Oil Aceite Huile	Platinum Oil Aceite Huile	GOLD Air Aire Air	ProSelect Air Aire Air	GOLD Cabin Air Cabina Aire Cabine Air	ProSelect Cabin Air Cabina Aire Cabine Air	Platinum Cabin Air Cabina Aire Cabine Air	Loc. Cabin Air Cabina Aire Cabine Air
--	---	-------------------	--------------------------------	-------------------------------------	------------------------------------	----------------------------	---------------------------------	--	---	--	--

SMART (Cont'd/Suite)

2006

FORFOUR

L4 1.5L 1499cc (Mex.)			1083	N/A	N/A	209522	N/A	N/A	N/A	N/A	
-----------------------	--	--	------	-----	-----	--------	-----	-----	-----	-----	--

FORTWO

L3 799cc Turbo Diesel			7077	N/A	N/A	9068	N/A	N/A	N/A	N/A	
-----------------------	--	--	------	-----	-----	------	-----	-----	-----	-----	--

2005

FORFOUR

L4 1.5L 1499cc (Mex.)			1083	N/A	N/A	209522	N/A	N/A	N/A	N/A	
-----------------------	--	--	------	-----	-----	--------	-----	-----	-----	-----	--

FORTWO

L3 799cc Turbo Diesel			7077	N/A	N/A	9068	N/A	N/A	N/A	N/A	
-----------------------	--	--	------	-----	-----	------	-----	-----	-----	-----	--

SRT

2014

VIPER

V10 8.4L 8448cc 515 CID			7063	N/A	N/A	6835	N/A	N/R	N/R	N/R	
-------------------------	--	--	------	-----	-----	------	-----	-----	-----	-----	--

2013

VIPER

V10 8.4L 8448cc 515 CID			7063	N/A	N/A	6835	N/A	N/R	N/R	N/R	
-------------------------	--	--	------	-----	-----	------	-----	-----	-----	-----	--

SUBARU

2023

ASCENT

H4 2.4L 2400CC 146CID - FA24 Turbo	FA24		7055	27055	47055	200713	2200713	230320 230322 <sup>7B</sup>	2230320 N/A <sup>7B</sup>	4230320 N/A <sup>7B</sup>	
------------------------------------	------	--	------	-------	-------	--------	---------	--------------------------------	------------------------------	------------------------------	--

BRZ

H4 2.4L 2400CC 146CID	FA24D		100078	N/A	N/A	200807	2200807	4524	N/A	N/A	
-----------------------	-------	--	--------	-----	-----	--------	---------	------	-----	-----	--

CROSSTREK

H4 2.0L 1995cc	FB20		7055	27055	47055	200713	2200713	230320 230322 <sup>7B</sup>	2230320 N/A <sup>7B</sup>	4230320 N/A <sup>7B</sup>	
----------------	------	--	------	-------	-------	--------	---------	--------------------------------	------------------------------	------------------------------	--

H4 2.5L 2500CC 153CID

			7055	27055	47055	200713	2200713	230320	2230320	4230320	
--	--	--	------	-------	-------	--------	---------	--------	---------	---------	--

CROSSTREK HYBRID

H4 2.0L 1995cc	FB20		7055	27055	47055	200713	2200713	230320 230322 <sup>7B</sup>	2230320 N/A <sup>7B</sup>	4230320 N/A <sup>7B</sup>	
----------------	------	--	------	-------	-------	--------	---------	--------------------------------	------------------------------	------------------------------	--

FORESTER

H4 2.5L 2498			7055	27055	47055	200713	2200713	230320	2230320	4230320	3
--------------	--	--	------	-------	-------	--------	---------	--------	---------	---------	---

IMPREZA

H4 2.0L 1995cc	FB20		7055	27055	47055	200713	2200713	230320 230322 <sup>7B</sup>	2230320 N/A <sup>7B</sup>	4230320 N/A <sup>7B</sup>	3 3
----------------	------	--	------	-------	-------	--------	---------	--------------------------------	------------------------------	------------------------------	--------

LEGACY

H4 2.4L 2400CC 146CID Turbo			7055	27055	47055	200713	2200713	230320 230322 <sup>7B</sup>	2230320 N/A <sup>7B</sup>	4230320 N/A <sup>7B</sup>	3 3
-----------------------------	--	--	------	-------	-------	--------	---------	--------------------------------	------------------------------	------------------------------	--------

H4 2.5L 2498cc 152 CID

	FB25		7055	27055	47055	200713	2200713	230320 <sup>79</sup> 230322 <sup>7B</sup>	2230320 <sup>79</sup> N/A <sup>7B</sup>	4230320 <sup>79</sup> N/A <sup>7B</sup>	3 3
--	------	--	------	-------	-------	--------	---------	--	--	--	--------

OUTBACK

H4 2.4L 2400CC 146CID Turbo			7055	27055	47055	200713	2200713	230320 <sup>79</sup> 230322 <sup>7B</sup>	2230320 <sup>79</sup> N/A <sup>7B</sup>	4230320 <sup>79</sup> N/A <sup>7B</sup>	3 3
-----------------------------	--	--	------	-------	-------	--------	---------	--	--	--	--------

H4 2.5L 2498cc 152 CID

	FB25		7055	27055	47055	200713	2200713	230320 <sup>79</sup> 230322 <sup>7B</sup>	2230320 <sup>79</sup> N/A <sup>7B</sup>	4230320 <sup>79</sup> N/A <sup>7B</sup>	3 3
--	------	--	------	-------	-------	--------	---------	--	--	--	--------

WRX

H4 2.4L 2387CC 145CID Turbo	FA24F		100078	N/A	N/A	200713	2200713	230088	N/A	N/A	
-----------------------------	-------	--	--------	-----	-----	--------	---------	--------	-----	-----	--

N/A = Not Available N/R = Not Required N/S = Not Servicable For cabin air locator chart, see pages 5-12 See pages 13-16 for footnotes

1) ProSelect - Normal Driving - Traditional Change Intervals 2) NAPA Gold - Severe Driving - OE Recommended intervals 3) NAPA Platinum - Harsh Driving - OE Recommend Intervals

N/A = Non disponible N/R = Non nécessaire N/S = Non réparable Voir le tableau des filtres et d'habitacle aux pages 5-12 Voir pages 13-16 pour des notes

1) NAPA ProSelect et Argent - Conduite normale - Intervalles normaux de remplacement 2) NAPA Or - Conduite difficile - Intervalles recommandés par FEO 3) NAPA Platine - Conduite très difficile - Intervalles recommandés par FEO

N/A = No disponible N/R = No requerido N/S = No Servicable Para el aire de la cabina y tabla de localización de filtro, consulte las páginas 5-12 Ver las páginas 13-16 para las notas al pie de página

1) NAPA ProSelect y Plata - Manejo normal - Intervalos normales de cambio 2) NAPA Oro - Manejo difícil - Intervalos recomendados por el OEM 3) NAPA Platino - Manejo muy difícil - Intervalos recomendados por el OEM

*Italicized Part Numbers May Not Be Available.*

Las piezas con números en *italicas* pueden no estar disponibles.  
Les numéros de pièce en *italiques* peuvent ne pas être disponibles.





## Pass Car Light Truck - Oil - Air - Cabin

SUBARU 2022-2021

Year/Año/Année Model/Modelo/Modèle Engine/Motor/Moteur	Eng. Code Código de motor Code moteur	VIN NIV NIV	GOLD Oil Aceite Huile	ProSelect Oil Aceite Huile	Platinum Oil Aceite Huile	GOLD Air Aire Air	ProSelect Air Aire Air	GOLD Cabin Air Cabina Aire Cabine Air	ProSelect Cabin Air Cabina Aire Cabine Air	Platinum Cabin Air Cabina Aire Cabine Air	Loc. Cabin Air Cabina Aire Cabine Air
--	---	-------------------	--------------------------------	-------------------------------------	------------------------------------	----------------------------	---------------------------------	--	---	--	--

## SUBARU (Cont'd/Suite)

**2022**

## ASCENT

H4 2.4L 2400CC 146CID - FA24 Turbo	FA24		7055	27055	47055	200713	2200713	230320 <sup>9</sup> 230322 <sup>8</sup>	2230320 <sup>9</sup> N/A <sup>7B</sup>	4230320 <sup>9</sup> N/A <sup>7B</sup>	
------------------------------------	------	--	------	-------	-------	--------	---------	--	---	---	--

## BRZ

H4 2.4L 2400CC 146CID	FA24D		100078	N/A	N/A	200807	2200807	4524	N/A	N/A	
-----------------------	-------	--	--------	-----	-----	--------	---------	------	-----	-----	--

## CROSSTREK

H4 2.0L 1995cc	FB20		7055	27055	47055	200713	2200713	230320 230322 <sup>8</sup>	2230320 N/A <sup>7B</sup>	4230320 N/A <sup>7B</sup>	
H4 2.5L 2500CC 153CID			7055	27055	47055	200713	2200713	230320	2230320	4230320	

## CROSSTREK HYBRID

H4 2.0L 1995cc	FB20		7055	27055	47055	200713	2200713	230320 <sup>9</sup> 230322 <sup>8</sup>	2230320 <sup>9</sup> N/A <sup>7B</sup>	4230320 <sup>9</sup> N/A <sup>7B</sup>	
----------------	------	--	------	-------	-------	--------	---------	--	---	---	--

## FORESTER

H4 2.5L 2498			7055	27055	47055	200713	2200713	230320	2230320	4230320	3
--------------	--	--	------	-------	-------	--------	---------	--------	---------	---------	---

## IMPREZA

H4 2.0L 1995cc	FB20		7055	27055	47055	200713	2200713	230320 <sup>9</sup> 230322 <sup>8</sup>	2230320 <sup>9</sup> N/A <sup>7B</sup>	4230320 <sup>9</sup> N/A <sup>7B</sup>	3 3
----------------	------	--	------	-------	-------	--------	---------	--	---	---	--------

## LEGACY

H4 2.4L 2400CC 146CID Turbo			7055	27055	47055	200713	2200713	230320 <sup>9</sup> 230322 <sup>8</sup>	2230320 <sup>9</sup> N/A <sup>7B</sup>	4230320 <sup>9</sup> N/A <sup>7B</sup>	3 3
H4 2.5L 2498cc 152 CID	FB25		7055	27055	47055	200713	2200713	230320 <sup>9</sup> 230322 <sup>8</sup>	2230320 <sup>9</sup> N/A <sup>7B</sup>	4230320 <sup>9</sup> N/A <sup>7B</sup>	3 3

## OUTBACK

H4 2.4L 2400CC 146CID Turbo			7055	27055	47055	200713	2200713	230320 <sup>9</sup> 230322 <sup>8</sup>	2230320 <sup>9</sup> N/A <sup>7B</sup>	4230320 <sup>9</sup> N/A <sup>7B</sup>	3 3
H4 2.5L 2498cc 152 CID	FB25		7055	27055	47055	200713	2200713	230320 <sup>9</sup> 230322 <sup>8</sup>	2230320 <sup>9</sup> N/A <sup>7B</sup>	4230320 <sup>9</sup> N/A <sup>7B</sup>	3 3

## WRX

H4 2.4L 2387CC 145CID Turbo	FA24F		100078	N/A	N/A	200713	2200713	230088	N/A	N/A	
-----------------------------	-------	--	--------	-----	-----	--------	---------	--------	-----	-----	--

**2021**

## ASCENT

H4 2.4L 2400CC 146CID - FA24 Turbo	FA24		7055	27055	47055	200713	2200713	230320 <sup>9</sup> 230322 <sup>8</sup>	2230320 <sup>9</sup> N/A <sup>7B</sup>	4230320 <sup>9</sup> N/A <sup>7B</sup>	
------------------------------------	------	--	------	-------	-------	--------	---------	--	---	---	--

## CROSSTREK

H4 2.0L 1995cc	FB20		7055	27055	47055	200713	2200713	230320 <sup>9</sup> 230322 <sup>8</sup>	2230320 <sup>9</sup> N/A <sup>7B</sup>	4230320 <sup>9</sup> N/A <sup>7B</sup>	
H4 2.5L 2500CC 153CID			7055	27055	47055	200713	2200713	230320 <sup>9</sup>	2230320 <sup>9</sup>	4230320 <sup>9</sup>	

## CROSSTREK HYBRID

H4 2.0L 1995cc	FB20		7055	27055	47055	200713	2200713	230320 230322 <sup>8</sup>	2230320 N/A <sup>7B</sup>	4230320 N/A <sup>7B</sup>	
----------------	------	--	------	-------	-------	--------	---------	-------------------------------	------------------------------	------------------------------	--

## FORESTER

H4 2.5L 2498			7055	27055	47055	200713	2200713	230088	N/A	N/A	3
--------------	--	--	------	-------	-------	--------	---------	--------	-----	-----	---

## IMPREZA

H4 2.0L 1995cc	FB20		7055	27055	47055	200713	2200713	230320 <sup>9</sup> 230322 <sup>8</sup>	2230320 <sup>9</sup> N/A <sup>7B</sup>	4230320 <sup>9</sup> N/A <sup>7B</sup>	3 3
----------------	------	--	------	-------	-------	--------	---------	--	---	---	--------

## LEGACY

H4 2.4L 2400CC 146CID Turbo			7055	27055	47055	200713	2200713	230320 <sup>9</sup> 230322 <sup>8</sup>	2230320 <sup>9</sup> N/A <sup>7B</sup>	4230320 <sup>9</sup> N/A <sup>7B</sup>	3 3
H4 2.5L 2498cc 152 CID	FB25		7055	27055	47055	200713	2200713	230320 <sup>9</sup> 230322 <sup>8</sup>	2230320 <sup>9</sup> N/A <sup>7B</sup>	4230320 <sup>9</sup> N/A <sup>7B</sup>	3 3

## OUTBACK

H4 2.4L 2400CC 146CID Turbo			7055	27055	47055	200713	2200713	230320 <sup>9</sup> 230322 <sup>8</sup>	2230320 <sup>9</sup> N/A <sup>7B</sup>	4230320 <sup>9</sup> N/A <sup>7B</sup>	3 3
-----------------------------	--	--	------	-------	-------	--------	---------	--	---	---	--------

N/A = Not Available N/R = Not Required N/S = Not Servicable For cabin air locator chart, see pages 5-12 See pages 13-16 for footnotes

1) ProSelect - Normal Driving - Traditional Change Intervals 2) NAPA Gold - Severe Driving - OE Recommended intervals 3) NAPA Platinum - Harsh Driving - OE Recommend Intervals

N/A = Non disponible N/R = Non nécessaire N/S = Non réparable Voir le tableau des filtres et d'habitacle aux pages 5-12 Voir pages 13-16 pour des notes

1) NAPA ProSelect et Argent - Conduite normale - Intervalles normaux de remplacement 2) NAPA Or - Conduite difficile - Intervalles recommandés par FEO 3) NAPA Platine - Conduite très difficile - Intervalles recommandés par FEO

N/A = No disponible N/R = No requerido N/S = No Servicable Para el aire de la cabina y tabla de localización de filtro, consulte las páginas 5-12 Ver las páginas 13-16 para las notas al pie de página

1) NAPA ProSelect y Plata - Manejo normal - Intervalles normales de cambio 2) NAPA Oro - Manejo difícil - Intervalles recomendados por el OEM 3) NAPA Platino - Manejo muy difícil - Intervalles recomendados por el OEM

*Italicized Part Numbers May Not Be Available.*Las piezas con números en *italicas* pueden no estar disponibles.Les numéros de pièce en *italiques* peuvent ne pas être disponibles.P  
a  
s  
s  
C  
a  
r  
L  
i  
g  
h  
t  
T  
r  
u  
c  
k  
O  
i  
l  
-  
A  
i  
r  
-  
C  
a  
b  
i  
n



## SUBARU 2021-2019

## Pass Car Light Truck - Oil - Air - Cabin

Year/Año/Année Model/Modelo/Modèle Engine/Motor/Moteur	Eng. Code Código de motor Code moteur	VIN NIV NIV	GOLD Oil Aceite Huile	ProSelect Oil Aceite Huile	Platinum Oil Aceite Huile	GOLD Air Aire Air	ProSelect Air Aire Air	GOLD Cabin Air Cabina Aire Cabine Air	ProSelect Cabin Air Cabina Aire Cabine Air	Platinum Cabin Air Cabina Aire Cabine Air	Loc. Cabin Air Cabina Aire Cabine Air
--	---	-------------------	--------------------------------	-------------------------------------	------------------------------------	----------------------------	---------------------------------	--	---	--	--

## SUBARU (Cont'd/Suite)

## 2021 (Cont'd/Suite)

## OUTBACK (Cont'd/Suite)

H4 2.5L 2498cc 152 CID	FB25		7055	27055	47055	200713	2200713	230320 230322 <sup>78</sup>	2230320 N/A <sup>78</sup>	4230320 N/A <sup>78</sup>	3 3
------------------------	------	--	------	-------	-------	--------	---------	--------------------------------	------------------------------	------------------------------	--------

## WRX

H4 2.0L 1998cc 122 CID Turbo/Intercooled	FA20F		100078	N/A	N/A	6914	26914	4030	224030	N/A	3
---	-------	--	--------	-----	-----	------	-------	------	--------	-----	---

## WRX STI

H4 2.5L 2458cc Turbo	EJ257		7712	27712 <sup>79</sup>	47712	N/A	N/A	4030	224030	N/A	3
----------------------	-------	--	------	---------------------	-------	-----	-----	------	--------	-----	---

## 2020

## ASCENT

H4 2.4L 2400CC 146CID - FA24 Turbo	FA24		7055	27055	47055	200713	2200713	230320 <sup>79</sup> 230322 <sup>78</sup>	2230320 <sup>79</sup> N/A <sup>78</sup>	4230320 <sup>79</sup> N/A <sup>78</sup>	
---------------------------------------	------	--	------	-------	-------	--------	---------	--	--	--	--

## BRZ

H4 2.0L 1998cc 122 CID	FA20D	A	7830	27830	N/A	200807 <sup>72</sup> 6834 <sup>72</sup>	2200807 <sup>72</sup> 26834 <sup>72</sup>	4524	N/A	N/A	3
------------------------	-------	---	------	-------	-----	--	--	------	-----	-----	---

## CROSSTREK

H4 2.0L 1995cc	FB20		7055	27055	47055	200713	2200713	230320 <sup>79</sup> 230322 <sup>78</sup>	2230320 <sup>79</sup> N/A <sup>78</sup>	4230320 <sup>79</sup> N/A <sup>78</sup>	
----------------	------	--	------	-------	-------	--------	---------	--	--	--	--

## CROSSTREK HYBRID

H4 2.0L 1995cc	FB20		7055	27055	47055	200713	2200713	230320 <sup>79</sup> 230322 <sup>78</sup>	2230320 <sup>79</sup> N/A <sup>78</sup>	4230320 <sup>79</sup> N/A <sup>78</sup>	
----------------	------	--	------	-------	-------	--------	---------	--	--	--	--

## FORESTER

H4 2.5L 2498			7055	27055	47055	200713	2200713	230088	N/A	N/A	3
--------------	--	--	------	-------	-------	--------	---------	--------	-----	-----	---

## IMPREZA

H4 2.0L 1995cc	FB20		7055	27055	47055	200713	2200713	230320 <sup>79</sup> 230322 <sup>78</sup>	2230320 <sup>79</sup> N/A <sup>78</sup>	4230320 <sup>79</sup> N/A <sup>78</sup>	3 3
----------------	------	--	------	-------	-------	--------	---------	--	--	--	--------

## LEGACY

H4 2.4L 2400CC 146CID Turbo			7055	27055	47055	200713	2200713	230320 <sup>79</sup> 230322 <sup>78</sup>	2230320 <sup>79</sup> N/A <sup>78</sup>	4230320 <sup>79</sup> N/A <sup>78</sup>	3 3
H4 2.5L 2498cc 152 CID	FB25		7055	27055	47055	200713	2200713	230320 <sup>79</sup> 230322 <sup>78</sup>	2230320 <sup>79</sup> N/A <sup>78</sup>	4230320 <sup>79</sup> N/A <sup>78</sup>	3 3

## OUTBACK

H4 2.4L 2400CC 146CID Turbo			7055	27055	47055	200713	2200713	230320 <sup>79</sup> 230322 <sup>78</sup>	2230320 <sup>79</sup> N/A <sup>78</sup>	4230320 <sup>79</sup> N/A <sup>78</sup>	3 3
H4 2.5L 2498cc 152 CID	FB25		7055	27055	47055	200713	2200713	230320 <sup>79</sup> 230322 <sup>78</sup>	2230320 <sup>79</sup> N/A <sup>78</sup>	4230320 <sup>79</sup> N/A <sup>78</sup>	3 3

## WRX

H4 2.0L 1998cc 122 CID Turbo/Intercooled	FA20F		100078	N/A	N/A	6914	26914	4030	224030	N/A	3
---	-------	--	--------	-----	-----	------	-------	------	--------	-----	---

## WRX STI

H4 2.5L 2458cc Turbo	EJ257		7712	27712 <sup>79</sup>	47712	N/A	N/A	4030	224030	N/A	3
----------------------	-------	--	------	---------------------	-------	-----	-----	------	--------	-----	---

## 2019

## ASCENT

H4 2.4L 2400CC 146CID - FA24 Turbo	FA24		7055	27055	47055	200713	2200713	230320 <sup>79</sup> 230322 <sup>78</sup>	2230320 <sup>79</sup> N/A <sup>78</sup>	4230320 <sup>79</sup> N/A <sup>78</sup>	
---------------------------------------	------	--	------	-------	-------	--------	---------	--	--	--	--

## BRZ

H4 2.0L 1998cc 122 CID	FA20D	A	7830	27830	N/A	200807 6834	2200807 26834	4524	N/A	N/A	3
------------------------	-------	---	------	-------	-----	----------------	------------------	------	-----	-----	---

## CROSSTREK

H4 2.0L 1995cc	FB20		7055	27055	47055	200713	2200713	230320 <sup>79</sup> 230322 <sup>78</sup>	2230320 <sup>79</sup> N/A <sup>78</sup>	4230320 <sup>79</sup> N/A <sup>78</sup>	
----------------	------	--	------	-------	-------	--------	---------	--	--	--	--

N/A = Not Available N/R = Not Required N/S = Not Servicable For cabin air locator chart, see pages 5-12 See pages 13-16 for footnotes

1) ProSelect - Normal Driving - Traditional Change Intervals 2) NAPA Gold - Severe Driving - OE Recommended intervals 3) NAPA Platinum - Harsh Driving - OE Recommend Intervals

N/A = Non disponible N/R = Non nécessaire N/S = Non réparable Voir le tableau des filtres et d'habitacle aux pages 5-12 Voir pages 13-16 pour des notes

1) NAPA ProSelect et Argent - Conduite normale - Intervalles normaux de remplacement 2) NAPA Or - Conduite difficile - Intervalles recommandés par FEO 3) NAPA Platine - Conduite très difficile - Intervalles recommandés par FEO

N/A = No disponible N/R = No requerido N/S = No Servicable Para el aire de la cabina y tabla de localización de filtro, consulte las páginas 5-12 Ver las páginas 13-16 para las notas al pie de página

1) NAPA ProSelect y Plata - Manejo normal - Intervalos normales de cambio 2) NAPA Oro - Manejo difícil - Intervalos recomendados por el OEM 3) NAPA Platino - Manejo muy difícil - Intervalos recomendados por el OEM

*Italicized Part Numbers May Not Be Available.*

Las piezas con números en *italicas* pueden no estar disponibles.  
Les numéros de pièce en *italiques* peuvent ne pas être disponibles.



## Pass Car Light Truck - Oil - Air - Cabin

SUBARU 2019-2018

Year/Año/Année Model/Modelo/Modèle Engine/Motor/Moteur	Eng. Code Código de motor Code moteur	VIN NIV NIV	GOLD Oil Aceite Huile	ProSelect Oil Aceite Huile	Platinum Oil Aceite Huile	GOLD Air Aire Air	ProSelect Air Aire Air	GOLD Cabin Air Cabina Aire Cabine Air	ProSelect Cabin Air Cabina Aire Cabine Air	Platinum Cabin Air Cabina Aire Cabine Air	Loc. Cabin Air Cabina Aire Cabine Air
--	---	-------------------	--------------------------------	-------------------------------------	------------------------------------	----------------------------	---------------------------------	--	---	--	--

## SUBARU (Cont'd/Suite)

## 2019 (Cont'd/Suite)

## CROSSTREK HYBRID

H4 2.0L 1995cc Electric/Gas	FB20		7055	27055	47055	200713	2200713	4030	224030	N/A	
-----------------------------	------	--	------	-------	-------	--------	---------	------	--------	-----	--

## FORESTER

H4 2.0L 1998cc 122 CID Turbo/Intercooled	FA20F		7055	27055	47055	9012	29012	4030	224030	N/A	3
H4 2.5L 2498			7055	27055	47055	200713	2200713	230088	N/A	N/A	3

## IMPREZA

H4 2.0L 1995cc	FB20		7055	27055	47055	200713	2200713	230320 <sup>79</sup> 230322 <sup>78</sup>	2230320 <sup>79</sup> N/A <sup>78</sup>	4230320 <sup>79</sup> N/A <sup>78</sup>	3 3
----------------	------	--	------	-------	-------	--------	---------	--	--	--	--------

## LEGACY

H4 2.5L 2498cc 152 CID	FB25		7055	27055	47055	6914	26914	4483 <sup>79</sup> 4511 <sup>79</sup>	224483 <sup>79</sup> 224511 <sup>79</sup>	4234483 <sup>79</sup> N/A <sup>79</sup>	3 3
H6 3.6L 3630cc	EZ36D		1334 <sup>53</sup>	21334 <sup>70</sup>	41334	9012	29012	4483 <sup>79</sup> 4511 <sup>79</sup>	224483 <sup>79</sup> 224511 <sup>79</sup>	4234483 <sup>79</sup> N/A <sup>79</sup>	3 3

## OUTBACK

H4 2.5L 2498cc 152 CID	FB25		7055	27055	47055	9012	29012	4483 <sup>79</sup>	224483 <sup>79</sup>	4234483 <sup>79</sup>	3
H6 3.6L 3630cc	EZ36D		1334 <sup>53</sup>	21334 <sup>70</sup>	41334	6914	26914	4483 <sup>79</sup> 4511 <sup>78</sup>	224483 <sup>79</sup> 224511 <sup>78</sup>	4234483 <sup>79</sup> N/A <sup>78</sup>	3 3

## WRX

H4 2.0L 1998cc 122 CID Turbo/Intercooled	FA20F		100078	N/A	N/A	6914	26914	4030	224030	N/A	3
---	-------	--	--------	-----	-----	------	-------	------	--------	-----	---

## WRX STI

H4 2.5L 2458cc Turbo	EJ257		7712	27712 <sup>70</sup>	47712	N/A	N/A	4030	224030	N/A	3
----------------------	-------	--	------	---------------------	-------	-----	-----	------	--------	-----	---

## 2018

## BRZ

H4 2.0L 1998cc 122 CID	FA20D	A	7830	27830	N/A	200807 <sup>72</sup> 6834 <sup>72</sup>	2200807 <sup>72</sup> 26834 <sup>72</sup>	4524	N/A	N/A	3
------------------------	-------	---	------	-------	-----	--	--	------	-----	-----	---

## CROSSTREK

H4 2.0L 1995cc	FB20		7055	27055	47055	200713	2200713	230320 <sup>79</sup> 230322 <sup>78</sup>	2230320 <sup>79</sup> N/A <sup>78</sup>	4230320 <sup>79</sup> N/A <sup>78</sup>	
----------------	------	--	------	-------	-------	--------	---------	--	--	--	--

## CROSSTREK HYBRID

H4 2.0L 1995cc Electric/Gas	FB20		7055	27055	47055	200713	2200713	4030	224030	N/A	
-----------------------------	------	--	------	-------	-------	--------	---------	------	--------	-----	--

## FORESTER

H4 2.0L 1998cc 122 CID Turbo/Intercooled	FA20F		7055	27055	47055	9012	29012	4030	224030	N/A	3
H4 2.5L 2498			7055	27055	47055	9012	29012	4030	224030	N/A	3

## IMPREZA

H4 2.0L 1995cc	FB20		7055	27055	47055	200713	2200713	230320 <sup>79</sup> 230322 <sup>78</sup>	2230320 <sup>79</sup> N/A <sup>78</sup>	4230320 <sup>79</sup> N/A <sup>78</sup>	3 3
----------------	------	--	------	-------	-------	--------	---------	--	--	--	--------

## LEGACY

H4 2.5L 2498cc 152 CID	FB25		7055	27055	47055	6914	26914	4483 <sup>79</sup> 4511 <sup>78</sup>	224483 <sup>79</sup> 224511 <sup>78</sup>	4234483 <sup>79</sup> N/A <sup>78</sup>	3 3
H6 3.6L 3630cc	EZ36D		1334 <sup>53</sup>	21334 <sup>70</sup>	41334	6914	26914	4483 <sup>79</sup> 4511 <sup>78</sup>	224483 <sup>79</sup> 224511 <sup>78</sup>	4234483 <sup>79</sup> N/A <sup>78</sup>	3 3

## OUTBACK

H4 2.5L 2498cc 152 CID	FB25		7055	27055	47055	9012	29012	4483 <sup>79</sup>	224483 <sup>79</sup>	4234483 <sup>79</sup>	3
H6 3.6L 3630cc	EZ36D		1334 <sup>53</sup>	21334 <sup>70</sup>	41334	6914	26914	4483 <sup>79</sup> 4511 <sup>78</sup>	224483 <sup>79</sup> 224511 <sup>78</sup>	4234483 <sup>79</sup> N/A <sup>78</sup>	3 3

## WRX

H4 2.0L 1998cc 122 CID Turbo/Intercooled	FA20F		100078	N/A	N/A	6914	26914	4030	224030	N/A	3
---	-------	--	--------	-----	-----	------	-------	------	--------	-----	---

## WRX STI

H4 2.5L 2458cc Turbo	EJ257		7712	27712 <sup>70</sup>	47712	9012	29012	4030	224030	N/A	3
----------------------	-------	--	------	---------------------	-------	------	-------	------	--------	-----	---

N/A = Not Available N/R = Not Required N/S = Not Servicable For cabin air locator chart, see pages 5-12 See pages 13-16 for footnotes

1) ProSelect - Normal Driving - Traditional Change Intervals 2) NAPA Gold - Severe Driving - OE Recommended intervals 3) NAPA Platinum - Harsh Driving - OE Recommend Intervals

N/A = Non disponible N/R = Non nécessaire N/S = Non réparable Voir le tableau des filtres et d'habitacle aux pages 5-12 Voir pages 13-16 pour des notes

1) NAPA ProSelect et Argent - Conduite normale - Intervalles normaux de remplacement 2) NAPA Or - Conduite difficile - Intervalles recommandés par FEO 3) NAPA Platine - Conduite très difficile - Intervalles recommandés par FEO

N/A = No disponible N/R = No requerido N/S = No Servicable Para el aire de la cabina y tabla de localización de filtro, consulte las páginas 5-12 Ver las páginas 13-16 para las notas al pie de página

1) NAPA ProSelect y Plata - Manejo normal - Intervalles normales de cambio 2) NAPA Oro - Manejo difícil - Intervalles recomendados por el OEM 3) NAPA Platino - Manejo muy difícil - Intervalles recomendados por el OEM

*Italicized Part Numbers May Not Be Available.*Las piezas con números en *italicas* pueden no estar disponibles.Les numéros de pièce en *italiques* peuvent ne pas être disponibles.P  
a  
s  
s  
C  
a  
r  
L  
i  
g  
h  
t  
T  
r  
u  
c  
k  
O  
i  
l  
-  
A  
i  
r  
-  
C  
a  
b  
i  
n



Year/Año/Année Model/Modelo/Modèle Engine/Motor/Moteur	Eng. Code Código de motor Code moteur	VIN NIV NIV	GOLD Oil Aceite Huile	ProSelect Oil Aceite Huile	Platinum Oil Aceite Huile	GOLD Air Aire Air	ProSelect Air Aire Air	GOLD Cabin Air Cabina Aire Cabine Air	ProSelect Cabin Air Cabina Aire Cabine Air	Platinum Cabin Air Cabina Aire Cabine Air	Loc. Cabin Air Cabina Aire Cabine Air
--	---	-------------------	--------------------------------	-------------------------------------	------------------------------------	----------------------------	---------------------------------	--	---	--	--

SUBARU (Cont'd/Suite)

**2018** (Cont'd/Suite)

**WRX STI TYPE RA**

H4 2.5L 2458cc Turbo	EJ257		7712	27712	47712	N/A	N/A	4030	224030	N/A	3
----------------------	-------	--	------	-------	-------	-----	-----	------	--------	-----	---

**2017**

**BRZ**

H4 2.0L 1998cc 122 CID	FA20D	A	7830	27830	N/A	20080772 683472	220080772 2683472	4524	N/A	N/A	3
------------------------	-------	---	------	-------	-----	--------------------	----------------------	------	-----	-----	---

**CROSSTREK**

H4 2.0L 1995cc	FB20		7055	27055	47055	9012	29012	4030	224030	N/A	
----------------	------	--	------	-------	-------	------	-------	------	--------	-----	--

**FORESTER**

H4 2.0L 1998cc 122 CID Turbo/Intercooled	FA20F		7055	27055	47055	9012	29012	4030	224030	N/A	3
H4 2.5L 2498			7055	27055	47055	9012	29012	4030	224030	N/A	3

**IMPREZA**

H4 2.0L 1995cc	FB20		7055	27055	47055	200713	2200713	23032079 23032278	223032079 N/A78	423032079 N/A78	3 3
----------------	------	--	------	-------	-------	--------	---------	----------------------	--------------------	--------------------	--------

**LEGACY**

H4 2.5L 2498cc 152 CID	FB25		7055	27055	47055	9012	29012	448379 451178	22448379 22451178	423448379 N/A78	3 3
H6 3.6L 3630cc	EZ36D	D	133453	2133470	41334	9012	29012	448379 451178	22448379 22451178	423448379 N/A78	3 3

**OUTBACK**

H4 2.5L 2498cc 152 CID	FB25		7055	27055	47055	9012	29012	448379 451178	22448379 22451178	423448379 N/A78	3 3
H6 3.6L 3630cc	EZ36D		133453	2133470	41334	9012	29012	448379 451178	22448379 22451178	423448379 N/A78	3 3

**WRX**

H4 2.0L 1998cc 122 CID Turbo/Intercooled	FA20F		100078	N/A	N/A	6914	26914	4030	224030	N/A	3
---	-------	--	--------	-----	-----	------	-------	------	--------	-----	---

**WRX STI**

H4 2.5L 2458cc Turbo	EJ257		7712	2771270	47712	9012	29012	4030	224030	N/A	3
----------------------	-------	--	------	---------	-------	------	-------	------	--------	-----	---

**2016**

**BRZ**

H4 2.0L 1998cc 122 CID	FA20D	A	7830	27830	N/A	6834	26834	4524	N/A	N/A	3
------------------------	-------	---	------	-------	-----	------	-------	------	-----	-----	---

**CROSSTREK**

H4 2.0L 1995cc	FB20		7055	27055	47055	9012	29012	4030	224030	N/A	
----------------	------	--	------	-------	-------	------	-------	------	--------	-----	--

**CROSSTREK HYBRID**

H4 2.0L 1995cc Electric/Gas	FB20		7055	27055	47055	9340	N/A	4030	224030	N/A	
-----------------------------	------	--	------	-------	-------	------	-----	------	--------	-----	--

**FORESTER**

H4 2.0L 1998cc 122 CID Turbo/Intercooled	FA20F		7055	27055	47055	9012	29012	4030	224030	N/A	3
H4 2.5L 2498			7055	27055	47055	9012	29012	4030	224030	N/A	3

**IMPREZA**

H4 2.0L 1995cc	FB20		7055	27055	47055	9012	29012	4030	224030	N/A	3
----------------	------	--	------	-------	-------	------	-------	------	--------	-----	---

**LEGACY**

H4 2.5L 2498cc 152 CID	FB25		7055	27055	47055	9012	29012	448379 451178	22448379 22451178	423448379 N/A78	3 3
H6 3.6L 3630cc	EZ36D	D	133453	2133470	41334	9012	29012	448379 451178	22448379 22451178	423448379 N/A78	3 3

**OUTBACK**

H4 2.5L 2498cc 152 CID	FB25		7055	27055	47055	9012	29012	448379 451178	22448379 22451178	423448379 N/A78	3 3
------------------------	------	--	------	-------	-------	------	-------	------------------	----------------------	--------------------	--------

N/A = Not Available N/R = Not Required N/S = Not Servicable For cabin air locator chart, see pages 5-12 See pages 13-16 for footnotes

1) ProSelect - Normal Driving - Traditional Change Intervals 2) NAPA Gold - Severe Driving - OE Recommended intervals 3) NAPA Platinum - Harsh Driving - OE Recommend Intervals

N/A = Non disponible N/R = Non nécessaire N/S = Non réparable Voir le tableau des filtres et d'habitacle aux pages 5-12 Voir pages 13-16 pour des notes

1) NAPA ProSelect et Argent - Conduite normale - Intervalles normaux de remplacement 2) NAPA Or - Conduite difficile - Intervalles recommandés par FEO 3) NAPA Platine - Conduite très difficile - Intervalles recommandés par FEO

N/A = No disponible N/R = No requerido N/S = No Servicable Para el aire de la cabina y tabla de localización de filtro, consulte las páginas 5-12 Ver las páginas 13-16 para las notas al pie de página

1) NAPA ProSelect y Plata - Manejo normal - Intervalos normales de cambio 2) NAPA Oro - Manejo difícil - Intervalos recomendados por el OEM 3) NAPA Platino - Manejo muy difícil - Intervalos recomendados por el OEM

*Italicized Part Numbers May Not Be Available.*

Las piezas con números en *italicas* pueden no estar disponibles.  
Les numéros de pièce en *italiques* peuvent ne pas être disponibles.



## Pass Car Light Truck - Oil - Air - Cabin

SUBARU 2016-2014

Year/Anio/Année Model/Modelo/Modèle Engine/Motor/Moteur	Eng. Code Código de motor Code moteur	VIN NIV NIV	GOLD Oil Aceite Huile	ProSelect Oil Aceite Huile	Platinum Oil Aceite Huile	GOLD Air Aire Air	ProSelect Air Aire Air	GOLD Cabin Air Cabina Aire Cabine Air	ProSelect Cabin Air Cabina Aire Cabine Air	Platinum Cabin Air Cabina Aire Cabine Air	Loc. Cabin Air Cabina Aire Cabine Air
---	---	-------------------	--------------------------------	-------------------------------------	------------------------------------	----------------------------	---------------------------------	--	---	--	--

## SUBARU (Cont'd/Suite)

**2016** (Cont'd/Suite)

## OUTBACK (Cont'd/Suite)

H6 3.6L 3630cc	EZ36D		1334 <sup>53</sup>	21334 <sup>70</sup>	41334	9012	29012	4483 <sup>79</sup> 4511 <sup>78</sup>	224483 <sup>79</sup> 224511 <sup>78</sup>	4234483 <sup>79</sup> N/A <sup>78</sup>	3 3
----------------	-------	--	--------------------	---------------------	-------	------	-------	--	--	--	--------

## WRX

H4 2.0L 1998cc 122 CID Turbo/Intercooled	FA20F		100078	N/A	N/A	6914	26914	4030	224030	N/A	3
---	-------	--	--------	-----	-----	------	-------	------	--------	-----	---

## WRX STI

H4 2.5L 2458cc Turbo	EJ257		7712	27712 <sup>70</sup>	47712	9012	29012	4030	224030	N/A	3
----------------------	-------	--	------	---------------------	-------	------	-------	------	--------	-----	---

## XV

H4 2.0L 1995CC 122CID (Mex.)			7356	27356	47356	2101	22101	N/S	N/S	N/A	
------------------------------	--	--	------	-------	-------	------	-------	-----	-----	-----	--

**2015**

## BRZ

H4 2.0L 1998cc 122 CID	FA20D	A	7830	27830	N/A	6834	26834	4524	N/A	N/A	3
------------------------	-------	---	------	-------	-----	------	-------	------	-----	-----	---

## FORESTER

H4 2.0L 1998cc 122 CID Turbo/Intercooled	FA20F		7055	27055	47055	9012	29012	4030	224030	N/A	3
---	-------	--	------	-------	-------	------	-------	------	--------	-----	---

H4 2.5L 2498cc 152 CID	FB25BA FB25BC		7055 7055	27055 27055	47055 47055	9012 9012	29012 29012	4030 4030	224030 224030	N/A N/A	3 3
------------------------	------------------	--	--------------	----------------	----------------	--------------	----------------	--------------	------------------	------------	--------

## IMPREZA

H4 2.0L 1995cc	FB20		7055	27055	47055	9012	29012	4030	224030	N/A	3
----------------	------	--	------	-------	-------	------	-------	------	--------	-----	---

## LEGACY

H4 2.5L 2498cc 152 CID	FB25		7055	27055	47055	9012	29012	4483 <sup>79</sup> 4511 <sup>78</sup>	224483 <sup>79</sup> 224511 <sup>78</sup>	4234483 <sup>79</sup> N/A <sup>78</sup>	3 3
------------------------	------	--	------	-------	-------	------	-------	--	--	--	--------

H6 3.6L 3630cc	EZ36D	D	1334 <sup>53</sup>	21334 <sup>70</sup>	41334	9012	29012	4483 <sup>79</sup> 4511 <sup>78</sup>	224483 <sup>79</sup> 224511 <sup>78</sup>	4234483 <sup>79</sup> N/A <sup>78</sup>	3 3
----------------	-------	---	--------------------	---------------------	-------	------	-------	--	--	--	--------

## OUTBACK

H4 2.5L 2498cc 152 CID	FB25		7055	27055	47055	9012	29012	4483 <sup>79</sup> 4511 <sup>78</sup>	224483 <sup>79</sup> 224511 <sup>78</sup>	4234483 <sup>79</sup> N/A <sup>78</sup>	3 3
------------------------	------	--	------	-------	-------	------	-------	--	--	--	--------

H6 3.6L 3630cc	EZ36D	D	1334 <sup>53</sup>	21334 <sup>70</sup>	41334	9012	29012	4483 <sup>79</sup> 4511 <sup>78</sup>	224483 <sup>79</sup> 224511 <sup>78</sup>	4234483 <sup>79</sup> N/A <sup>78</sup>	3 3
----------------	-------	---	--------------------	---------------------	-------	------	-------	--	--	--	--------

## WRX

H4 2.0L 1998cc 122 CID Turbo/Intercooled	FA20F		100078	N/A	N/A	6914	26914	4030	224030	N/A	3
---	-------	--	--------	-----	-----	------	-------	------	--------	-----	---

## WRX STI

H4 2.5L 2458cc Turbo	EJ257	8	7712	27712 <sup>70</sup>	47712	9012	29012	4030	224030	N/A	3
----------------------	-------	---	------	---------------------	-------	------	-------	------	--------	-----	---

## XV CROSSTREK

H4 2.0L 1995cc	FB20		7055	27055	47055	9012	29012	4030	224030	N/A	
----------------	------	--	------	-------	-------	------	-------	------	--------	-----	--

## XV CROSSTREK Hybrid

H4 2.0L 1995cc Electric/Gas	FB20		7055	27055	47055	9340	N/A	4030	224030	N/A	
-----------------------------	------	--	------	-------	-------	------	-----	------	--------	-----	--

**2014**

## BRZ

H4 2.0L 1998cc 122 CID	FA20D	A	7830	27830	N/A	6834	26834	4524	N/A	N/A	3
------------------------	-------	---	------	-------	-----	------	-------	------	-----	-----	---

## FORESTER

H4 2.0L 1998cc 122 CID Turbo/Intercooled	FA20F		7055	27055	47055	6914	26914	4030	224030	N/A	3
---	-------	--	------	-------	-------	------	-------	------	--------	-----	---

H4 2.5L 2498cc 152 CID	FB25BA FB25BC		7055 7055	27055 27055	47055 47055	9012 9012	29012 29012	4030 4030	224030 224030	N/A N/A	3 3
------------------------	------------------	--	--------------	----------------	----------------	--------------	----------------	--------------	------------------	------------	--------

## IMPREZA

H4 2.0L 1995cc	FB20		7055	27055	47055	9012	29012	4030	224030	N/A	3
----------------	------	--	------	-------	-------	------	-------	------	--------	-----	---

## IMPREZA WRX

H4 2.5L 2458cc Turbo	EJ255	7	7712	27712 <sup>70</sup>	47712	9012	29012	4030	224030	N/A	3
----------------------	-------	---	------	---------------------	-------	------	-------	------	--------	-----	---

N/A = Not Available N/R = Not Required N/S = Not Servicable For cabin air locator chart, see pages 5-12 See pages 13-16 for footnotes

1) ProSelect - Normal Driving - Traditional Change Intervals 2) NAPA Gold - Severe Driving - OE Recommended intervals 3) NAPA Platinum - Harsh Driving - OE Recommended Intervals

N/A = Non disponible N/R = Non nécessaire N/S = Non réparable Voir le tableau des filtres et d'habitacle aux pages 5-12 Voir pages 13-16 pour des notes

1) NAPA ProSelect et Argent - Conduite normale - Intervalles normaux de remplacement 2) NAPA Or - Conduite difficile - Intervalles recommandés par FEO 3) NAPA Platine - Conduite très difficile - Intervalles recommandés par FEO

N/A = No disponible N/R = No requerido N/S = No Servicable Para el aire de la cabina y tabla de localización de filtro, consulte las páginas 5-12 Ver las páginas 13-16 para las notas al pie de página

1) NAPA ProSelect y Plata - Manejo normal - Intervalles normales de cambio 2) NAPA Oro - Manejo difícil - Intervalles recomendados por el OEM 3) NAPA Platino - Manejo muy difícil - Intervalles recomendados por el OEM

*Italicized Part Numbers May Not Be Available.*Las piezas con números en *italicas* pueden no estar disponibles.Les numéros de pièce en *italiques* peuvent ne pas être disponibles.P  
a  
s  
s  
C  
a  
r  
L  
i  
g  
h  
t  
T  
r  
u  
c  
k  
O  
i  
l  
-  
A  
i  
r  
-  
C  
a  
b  
i  
n



## SUBARU 2014-2013

## Pass Car Light Truck - Oil - Air - Cabin

Year/Año/Année Model/Modelo/Modele Engine/Motor/Moteur	Eng. Code Código de motor Code moteur	VIN NIV NIV	GOLD Oil Aceite Huile	ProSelect Oil Aceite Huile	Platinum Oil Aceite Huile	GOLD Air Aire Air	ProSelect Air Aire Air	GOLD Cabin Air Cabina Aire Cabine Air	ProSelect Cabin Air Cabina Aire Cabine Air	Platinum Cabin Air Cabina Aire Cabine Air	Loc. Cabin Air Cabina Aire Cabine Air
--	---	-------------------	--------------------------------	-------------------------------------	------------------------------------	----------------------------	---------------------------------	--	---	--	--

## SUBARU (Cont'd/Suite)

## 2014 (Cont'd/Suite)

## IMPREZA WRX STI

H4 2.5L 2498cc Turbo	EJ257	8	7712	27712 <sup>90</sup>	47712	9012	29012	4030	224030	N/A	3
----------------------	-------	---	------	---------------------	-------	------	-------	------	--------	-----	---

## LEGACY

H4 2.5L 2498cc 152 CID	FB25		7055	27055	47055	9012	29012	4483 <sup>79</sup> 4511 <sup>78</sup>	224483 <sup>79</sup> 224511 <sup>78</sup>	4234483 <sup>79</sup> N/A <sup>78</sup>	3 3
H6 3.6L 3630cc	EZ36D	D	1334 <sup>53</sup>	21334 <sup>70</sup>	41334	9012	29012	4483 <sup>79</sup> 4511 <sup>78</sup>	224483 <sup>79</sup> 224511 <sup>78</sup>	4234483 <sup>79</sup> N/A <sup>78</sup>	3 3

## OUTBACK

H4 2.5L 2498cc 152 CID	FB25		7055	27055	47055	9012	29012	4483 <sup>79</sup> 4511 <sup>78</sup>	224483 <sup>79</sup> 224511 <sup>78</sup>	4234483 <sup>79</sup> N/A <sup>78</sup>	3 3
H6 3.6L 3630cc	EZ36D	D	1334 <sup>53</sup>	21334 <sup>70</sup>	41334	9012	29012	4483 <sup>79</sup> 4511 <sup>78</sup>	224483 <sup>79</sup> 224511 <sup>78</sup>	4234483 <sup>79</sup> N/A <sup>78</sup>	3 3

## TRIBECA

H6 3.6L 3630cc	EZ36D	9	1334 <sup>53</sup>	21334 <sup>70</sup>	41334	9012	29012	4875	224875	N/A	3
----------------	-------	---	--------------------	---------------------	-------	------	-------	------	--------	-----	---

## WRX

H4 2.5L 2458CC Turbo			1358	21358	41358	6914	26914	4030	224030	N/A	
H4 2.5L 2458CC Turbo (Mex.)			1358	21358	41358	6914	26914	4030	224030	N/A	

## WRX STI

H4 2.5L 2458CC Turbo			1358	21358	41358	6914	26914	4030	224030	N/A	
H4 2.5L 2458CC Turbo (Mex.)			1358	21358	41358	6914	26914	4030	224030	N/A	

## XV CROSSTREK

H4 2.0L 1995cc	FB20		7055	27055	47055	9012	29012	4030	224030	N/A	
----------------	------	--	------	-------	-------	------	-------	------	--------	-----	--

## XV CROSSTREK Hybrid

H4 2.0L 1995cc Electric/Gas	FB20		7055	27055	47055	9340	N/A	4030	224030	N/A	
-----------------------------	------	--	------	-------	-------	------	-----	------	--------	-----	--

## 2013

## BRZ

H4 2.0L 1998cc 122 CID	FA20D	A	7830	27830	N/A	6834	26834	4524	N/A	N/A	3
------------------------	-------	---	------	-------	-----	------	-------	------	-----	-----	---

## FORESTER

H4 2.5L 2458cc Turbo	EJ255		7712	27712 <sup>90</sup>	47712	9012	29012	4030	224030	N/A	3
H4 2.5L 2498cc 152 CID	FB25BA		7055	27055	47055	9012	29012	4030	224030	N/A	3

## IMPREZA

H4 2.0L 1995cc	FB20		7055	27055	47055	9012	29012	4030	224030	N/A	3
----------------	------	--	------	-------	-------	------	-------	------	--------	-----	---

## IMPREZA WRX

H4 2.5L 2458cc Turbo	EJ255		7712	27712 <sup>90</sup>	47712	9012	29012	4030	224030	N/A	3
	EJ255	7	7712	27712	47712	9012	29012	4030	224030	N/A	3

## IMPREZA WRX STI

H4 2.5L 2458cc Turbo	EJ257	8	7712	27712	47712	9012	29012	4030	224030	N/A	3
----------------------	-------	---	------	-------	-------	------	-------	------	--------	-----	---

## LEGACY

H4 2.5L 2458cc Turbo (Mex.)	EJ257		7055	27055	47055	9012	29012	4483 <sup>79</sup> 4511 <sup>78</sup>	224483 <sup>79</sup> 224511 <sup>78</sup>	4234483 <sup>79</sup> N/A <sup>78</sup>	3 3
H4 2.5L 2498cc 152 CID	FB25	B,C	7055	27055	47055	9012	29012	4483 <sup>79</sup> 4511 <sup>78</sup>	224483 <sup>79</sup> 224511 <sup>78</sup>	4234483 <sup>79</sup> N/A <sup>78</sup>	3 3
H6 3.6L 3630cc	EZ36D	D	1334 <sup>53</sup>	21334 <sup>70</sup>	41334	9012	29012	4483 <sup>79</sup> 4511 <sup>78</sup>	224483 <sup>79</sup> 224511 <sup>78</sup>	4234483 <sup>79</sup> N/A <sup>78</sup>	3 3

## OUTBACK

H4 2.5L 2498cc 152 CID	FB25		7055	27055	47055	9012	29012	4483 <sup>79</sup> 4511 <sup>78</sup>	224483 <sup>79</sup> 224511 <sup>78</sup>	4234483 <sup>79</sup> N/A <sup>78</sup>	3 3
H6 3.6L 3630cc	EZ36D	D	1334 <sup>53</sup>	21334 <sup>70</sup>	41334	9012	29012	4483 <sup>79</sup> 4511 <sup>78</sup>	224483 <sup>79</sup> 224511 <sup>78</sup>	4234483 <sup>79</sup> N/A <sup>78</sup>	3 3

## TRIBECA

H6 3.6L 3630cc	EZ36D	9	1334 <sup>53</sup>	21334 <sup>70</sup>	41334	9012	29012	4875	224875	N/A	3
----------------	-------	---	--------------------	---------------------	-------	------	-------	------	--------	-----	---

N/A = Not Available N/R = Not Required N/S = Not Servicable For cabin air locator chart, see pages 5-12 See pages 13-16 for footnotes

1) ProSelect - Normal Driving - Traditional Change Intervals 2) NAPA Gold - Severe Driving - OE Recommended Intervals 3) NAPA Platinum - Harsh Driving - OE Recommend Intervals

N/A = Non disponible N/R = Non nécessaire N/S = Non réparable Voir le tableau des filtres et d'habitacle aux pages 5-12 Voir pages 13-16 pour des notes

1) NAPA ProSelect et Argent - Conduite normale - Intervalles normaux de remplacement 2) NAPA Or - Conduite difficile - Intervalles recommandés par FEO 3) NAPA Platine - Conduite très difficile - Intervalles recommandés par FEO

N/A = No disponible N/R = No requerido N/S = No Servicable Para el aire de la cabina y tabla de localización de filtro, consulte las páginas 5-12 Ver las páginas 13-16 para las notas al pie de página

1) NAPA ProSelect y Plata - Manejo normal - Intervallos normales de cambio 2) NAPA Oro - Manejo difícil - Intervallos recomendados por el OEM 3) NAPA Platino - Manejo muy difícil - Intervallos recomendados por el OEM

*Italicized Part Numbers May Not Be Available.*

Las piezas con números en *italicas* pueden no estar disponibles.  
Les numéros de pièce en *italiques* peuvent ne pas être disponibles.



## Pass Car Light Truck - Oil - Air - Cabin

SUBARU 2013-2011

Year/Año/Année Model/Modelo/Modèle Engine/Motor/Moteur	Eng. Code Código de motor Code moteur	VIN NIV NIV	GOLD Oil Aceite Huile	ProSelect Oil Aceite Huile	Platinum Oil Aceite Huile	GOLD Air Aire Air	ProSelect Air Aire Air	GOLD Cabin Air Cabina Aire Cabine Air	ProSelect Cabin Air Cabina Aire Cabine Air	Platinum Cabin Air Cabina Aire Cabine Air	Loc. Cabin Air Cabina Aire Cabine Air
--	---	-------------------	--------------------------------	-------------------------------------	------------------------------------	----------------------------	---------------------------------	--	---	--	--

## SUBARU (Cont'd/Suite)

## 2013 (Cont'd/Suite)

## WRX

H4 2.5L 2458CC Turbo			1358	21358	41358	6914	26914	4030	224030	N/A	
H4 2.5L 2458CC Turbo (Mex.)			1358	21358	41358	6914	26914	4030	224030	N/A	

## WRX STI

H4 2.5L 2458CC Turbo			1358	21358	41358	6914	26914	4030	224030	N/A	
H4 2.5L 2458CC Turbo (Mex.)			1358	21358	41358	6914	26914	4030	224030	N/A	

## XV CROSSTREK

H4 2.0L 1995cc	FB20		7055	27055	47055	9012	29012	4030	224030	N/A	
----------------	------	--	------	-------	-------	------	-------	------	--------	-----	--

## 2012

## FORESTER

H4 2.5L 2458cc Turbo	EJ255	6	7712	27712 <sup>70</sup>	47712	9012	29012	4030	224030	N/A	3
H4 2.5L 2498cc 152 CID	FB25		7055	27055	47055	6914	26914	4030	224030	N/A	3

## IMPREZA

H4 2.0L 1995cc	FB20		7055	27055	47055	9012	29012	4030	224030	N/A	3
----------------	------	--	------	-------	-------	------	-------	------	--------	-----	---

## IMPREZA OUTBACK SPORT

H4 2.5L 2458cc	EJ253	6	7712	27712 <sup>70</sup>	47712	6914	26914	4030	224030	N/A	3
----------------	-------	---	------	---------------------	-------	------	-------	------	--------	-----	---

## IMPREZA WRX

H4 2.5L 2458cc Turbo	EJ255	7	7712	27712	47712	9012	29012	4030	224030	N/A	3
----------------------	-------	---	------	-------	-------	------	-------	------	--------	-----	---

## IMPREZA WRX STI

H4 2.5L 2458cc Turbo	EJ257	8	7712	27712	47712	9012	29012	4030	224030	N/A	3
----------------------	-------	---	------	-------	-------	------	-------	------	--------	-----	---

## LEGACY

H4 2.5L 2458cc	EJ253		7712	27712 <sup>70</sup>	47712	9012	29012	4483 <sup>79</sup> 4511 <sup>78</sup>	224483 <sup>79</sup> 224511 <sup>78</sup>	4234483 <sup>79</sup> N/A <sup>78</sup>	3 3
H4 2.5L 2458cc Turbo	EJ255	F	7712	27712 <sup>70</sup>	47712	9012	29012	4483 <sup>79</sup> 4511 <sup>78</sup>	224483 <sup>79</sup> 224511 <sup>78</sup>	4234483 <sup>79</sup> N/A <sup>78</sup>	3 3
H6 3.6L 3630cc	EZ36D	D	1334 <sup>53</sup>	21334 <sup>70</sup>	41334	9012	29012	4483 <sup>79</sup> 4511 <sup>78</sup>	224483 <sup>79</sup> 224511 <sup>78</sup>	4234483 <sup>79</sup> N/A <sup>78</sup>	3 3

## OUTBACK

H4 2.5L 2458cc	EJ253		7712	27712 <sup>70</sup>	47712	9012	29012	4483 <sup>79</sup> 4511 <sup>78</sup>	224483 <sup>79</sup> 224511 <sup>78</sup>	4234483 <sup>79</sup> N/A <sup>78</sup>	3 3
H6 3.6L 3630cc	EZ36D	D	1334 <sup>53</sup>	21334 <sup>70</sup>	41334	9012	29012	4483 <sup>79</sup> 4511 <sup>78</sup>	224483 <sup>79</sup> 224511 <sup>78</sup>	4234483 <sup>79</sup> N/A <sup>78</sup>	3 3

## TRIBECA

H6 3.6L 3630cc	EZ36D	9	1334 <sup>53</sup>	21334 <sup>70</sup>	41334	9012	29012	4875	224875	N/A	3
----------------	-------	---	--------------------	---------------------	-------	------	-------	------	--------	-----	---

## WRX

H4 2.5L 2500CC 153CID (Mex.)			7356	27356	47356	N/S	N/S	N/S	N/S	N/A	
------------------------------	--	--	------	-------	-------	-----	-----	-----	-----	-----	--

## 2011

## FORESTER

H4 2.5L 2458cc Turbo	EJ255	6	7712	27712 <sup>70</sup>	47712	9012	29012	4030	224030	N/A	3
H4 2.5L 2498cc 152 CID	FB25		7830 Up to 4/2011 7055 From 4/2011	27830 Up to 4/2011 27055 From 4/2011	N/A Up to 4/2011 47055 From 4/2011	6914	26914	4030	224030	N/A	3

## IMPREZA

H4 2.5L 2458cc	EJ253	6	7712	27712 <sup>70</sup>	47712	6914	26914	4030	224030	N/A	3
L4 2.0L 1994cc (Mex.)			7712	27712	47712	6116	26116	N/A	N/A	N/A	

## IMPREZA OUTBACK SPORT

H4 2.5L 2458cc	EJ253	6	7712	27712 <sup>70</sup>	47712	6914	26914	4030	224030	N/A	3
----------------	-------	---	------	---------------------	-------	------	-------	------	--------	-----	---

## IMPREZA WRX

H4 2.5L 2458cc Turbo	EJ255	7	7712	27712 <sup>70</sup>	47712	9012	29012	4030	224030	N/A	3
----------------------	-------	---	------	---------------------	-------	------	-------	------	--------	-----	---

N/A = Not Available N/R = Not Required N/S = Not Servicable For cabin air locator chart, see pages 5-12 See pages 13-16 for footnotes

1) ProSelect - Normal Driving - Traditional Change Intervals 2) NAPA Gold - Severe Driving - OE Recommended intervals 3) NAPA Platinum - Harsh Driving - OE Recommended Intervals

N/A = Non disponible N/R = Non nécessaire N/S = Non réparable Voir le tableau des filtres et d'habitacle aux pages 5-12 Voir pages 13-16 pour des notes

1) NAPA ProSelect et Argent - Conduite normale - Intervalles normaux de remplacement 2) NAPA Or - Conduite difficile - Intervalles recommandés par FEO 3) NAPA Platine - Conduite très difficile - Intervalles recommandés par FEO

N/A = No disponible N/R = No requerido N/S = No Servicable Para el aire de la cabina y tabla de localización de filtro, consulte las páginas 5-12 Ver las páginas 13-16 para las notas al pie de página

1) NAPA ProSelect y Plata - Manejo normal - Intervalles normales de cambio 2) NAPA Oro - Manejo difícil - Intervalles recomendados por el OEM 3) NAPA Platino - Manejo muy difícil - Intervalles recomendados por el OEM

*Italicized Part Numbers May Not Be Available.*Las piezas con números en *italicas* pueden no estar disponibles.Les numéros de pièce en *italiques* peuvent ne pas être disponibles.P  
a  
s  
s  
C  
a  
r  
L  
i  
g  
h  
t  
T  
r  
u  
c  
k  
O  
i  
l  
-  
A  
i  
r  
-  
C  
a  
b  
i  
n





SUBARU 2011-2009

Pass Car Light Truck - Oil - Air - Cabin

Year/Año/Année Model/Modelo/Modele Engine/Motor/Moteur	Eng. Code Código de motor Code moteur	VIN NIV NIV	GOLD Oil Aceite Huile	ProSelect Oil Aceite Huile	Platinum Oil Aceite Huile	GOLD Air Aire Air	ProSelect Air Aire Air	GOLD Cabin Air Cabina Aire Cabine Air	ProSelect Cabin Air Cabina Aire Cabine Air	Platinum Cabin Air Cabina Aire Cabine Air	Loc. Cabin Air Cabina Aire Cabine Air
--	---	-------------------	--------------------------------	-------------------------------------	------------------------------------	----------------------------	---------------------------------	--	---	--	--

## SUBARU (Cont'd/Suite)

## 2011 (Cont'd/Suite)

## IMPREZA WRX STI

H4 2.5L 2458cc Turbo	EJ257	8	7712	27712 <sup>70</sup>	47712	9012	29012	4030	224030	N/A	3
----------------------	-------	---	------	---------------------	-------	------	-------	------	--------	-----	---

## LEGACY

H4 2.5L 2458cc	EJ253	B	7712	27712 <sup>70</sup>	47712	9012	29012	4483 <sup>79</sup> 4511 <sup>78</sup>	224483 <sup>79</sup> 224511 <sup>78</sup>	4234483 <sup>79</sup> N/A <sup>78</sup>	3 3
H4 2.5L 2458cc Turbo	EJ255	F	7712	27712 <sup>70</sup>	47712	9012	29012	4483 <sup>79</sup> 4511 <sup>78</sup>	224483 <sup>79</sup> 224511 <sup>78</sup>	4234483 <sup>79</sup> N/A <sup>78</sup>	3 3
H6 3.6L 3630cc	EZ36D	D	1334 <sup>53</sup>	21334 <sup>70</sup>	41334	9012	29012	4483 <sup>79</sup> 4511 <sup>78</sup>	224483 <sup>79</sup> 224511 <sup>78</sup>	4234483 <sup>79</sup> N/A <sup>78</sup>	3 3

## OUTBACK

H4 2.5L 2458cc	EJ253	C	7712	27712 <sup>70</sup>	47712	9012	29012	4483 <sup>79</sup> 4511 <sup>78</sup>	224483 <sup>79</sup> 224511 <sup>78</sup>	4234483 <sup>79</sup> N/A <sup>78</sup>	3 3
H6 3.6L 3630cc	EZ36D	D	1334 <sup>53</sup>	21334 <sup>70</sup>	41334	9012	29012	4483 <sup>79</sup> 4511 <sup>78</sup>	224483 <sup>79</sup> 224511 <sup>78</sup>	4234483 <sup>79</sup> N/A <sup>78</sup>	3 3

## TRIBECA

H6 3.6L 3630cc	EZ36D	9	1334 <sup>53</sup>	21334 <sup>70</sup>	41334	9012	29012	4875	224875	N/A	3
----------------	-------	---	--------------------	---------------------	-------	------	-------	------	--------	-----	---

## 2010

## FORESTER

H4 2.5L 2458cc	EJ253	B	7712	27712 <sup>70</sup>	47712	6914	26914	4030	224030	N/A	3
H4 2.5L 2458cc Turbo	EJ255	6	7712	27712 <sup>70</sup>	47712	9012	29012	4030	224030	N/A	3

## IMPREZA

H4 2.5L 2458cc	EJ253	6	7712	27712 <sup>70</sup>	47712	6914	26914	4030	224030	N/A	3
----------------	-------	---	------	---------------------	-------	------	-------	------	--------	-----	---

## IMPREZA OUTBACK SPORT

H4 2.5L 2458cc	EJ253	6	7712	27712 <sup>70</sup>	47712	6914	26914	4030	224030	N/A	3
----------------	-------	---	------	---------------------	-------	------	-------	------	--------	-----	---

## IMPREZA WRX

H4 2.5L 2458cc Turbo	EJ255	7	7712	27712 <sup>70</sup>	47712	9012	29012	4030	224030	N/A	3
----------------------	-------	---	------	---------------------	-------	------	-------	------	--------	-----	---

## IMPREZA WRX STI

H4 2.5L 2458cc Turbo	EJ257	8	7712	27712 <sup>70</sup>	47712	9012	29012	4030	224030	N/A	3
----------------------	-------	---	------	---------------------	-------	------	-------	------	--------	-----	---

## LEGACY

H4 2.5L 2458cc	EJ253	B	7712	27712 <sup>70</sup>	47712	9012	29012	4483 <sup>79</sup> 4511 <sup>78</sup>	224483 <sup>79</sup> 224511 <sup>78</sup>	4234483 <sup>79</sup> N/A <sup>78</sup>	3 3
H4 2.5L 2458cc Turbo	EJ255	F	7712	27712 <sup>70</sup>	47712	9012	29012	4483 4511 <sup>78</sup>	224483 224511 <sup>78</sup>	4234483 N/A <sup>78</sup>	3 3
H6 3.6L 3630cc	EZ36D	D	1334 <sup>53</sup>	21334 <sup>70</sup>	41334	9012	29012	4483 <sup>79</sup> 4511 <sup>78</sup>	224483 <sup>79</sup> 224511 <sup>78</sup>	4234483 <sup>79</sup> N/A <sup>78</sup>	3 3

## OUTBACK

H4 2.5L 2458cc	EJ253	C	7712	27712 <sup>70</sup>	47712	9012	29012	4483 <sup>79</sup> 4511 <sup>78</sup>	224483 <sup>79</sup> 224511 <sup>78</sup>	4234483 <sup>79</sup> N/A <sup>78</sup>	3 3
H6 3.6L 3630cc	EZ36D	D	1334 <sup>53</sup>	21334 <sup>70</sup>	41334	9012	29012	4483 <sup>79</sup> 4511 <sup>78</sup>	224483 <sup>79</sup> 224511 <sup>78</sup>	4234483 <sup>79</sup> N/A <sup>78</sup>	3 3

## TRIBECA

H6 3.6L 3630cc	EZ36D	9	1334 <sup>53</sup>	21334 <sup>70</sup>	41334	9012	29012	4875	224875	N/A	3
----------------	-------	---	--------------------	---------------------	-------	------	-------	------	--------	-----	---

## 2009

## FORESTER

H4 2.5L 2458cc	EJ253	6	7712	27712 <sup>70</sup>	47712	6914	26914	4030	224030	N/A	3
H4 2.5L 2458cc Turbo	EJ255	6	7712	27712 <sup>70</sup>	47712	9012	29012	4030	224030	N/A	3

## IMPREZA

H4 2.5L 2458cc	EJ253	6	7712	27712 <sup>70</sup>	47712	6914	26914	4030	224030	N/A	3
----------------	-------	---	------	---------------------	-------	------	-------	------	--------	-----	---

## IMPREZA OUTBACK SPORT

H4 2.5L 2458cc	EJ253	6	7712	27712 <sup>70</sup>	47712	6914	26914	4030	224030	N/A	3
----------------	-------	---	------	---------------------	-------	------	-------	------	--------	-----	---

N/A = Not Available N/R = Not Required N/S = Not Servicable For cabin air locator chart, see pages 5-12 See pages 13-16 for footnotes

1) ProSelect - Normal Driving - Traditional Change Intervals 2) NAPA Gold - Severe Driving - OE Recommended intervals 3) NAPA Platinum - Harsh Driving - OE Recommend Intervals

1) N/A Non disponible N/R = Non nécessaire N/S = Non réparable Voir le tableau des filtres et d'habitacle aux pages 5-12 Voir pages 13-16 pour des notes

1) NAPA ProSelect et Argent - Conduite normale - Intervalles normaux de remplacement 2) NAPA Or - Conduite difficile - Intervalles recommandés par FEO 3) NAPA Platine - Conduite très difficile - Intervalles recommandés par FEO

N/A = No disponible N/R = No requerido N/S = No Servicable Para el aire de la cabina y tabla de localización de filtro, consulte las páginas 5-12 Ver las páginas 13-16 para las notas al pie de página

1) NAPA ProSelect y Plata - Manejo normal - Intervalos normales de cambio 2) NAPA Oro - Manejo difícil - Intervalos recomendados por el OEM 3) NAPA Platino - Manejo muy difícil - Intervalos recomendados por el OEM

*Italicized Part Numbers May Not Be Available.*

Las piezas con números en *italicas* pueden no estar disponibles.  
Les numéros de pièce en *italiques* peuvent ne pas être disponibles.



## Pass Car Light Truck - Oil - Air - Cabin

SUBARU 2009-2007

Year/Año/Année Model/Modelo/Modèle Engine/Motor/Moteur	Eng. Code Código de motor Code moteur	VIN NIV NIV	GOLD Oil Aceite Huile	ProSelect Oil Aceite Huile	Platinum Oil Aceite Huile	GOLD Air Aire Air	ProSelect Air Aire Air	GOLD Cabin Air Cabina Aire Cabine Air	ProSelect Cabin Air Cabina Aire Cabine Air	Platinum Cabin Air Cabina Aire Cabine Air	Loc. Cabin Air Cabina Aire Cabine Air
--	---	-------------------	--------------------------------	-------------------------------------	------------------------------------	----------------------------	---------------------------------	--	---	--	--

## SUBARU (Cont'd/Suite)

**2009** (Cont'd/Suite)

## IMPREZA WRX

H4 2.5L 2458cc Turbo	EJ255	7	7712	27712 <sup>70</sup>	47712	9012	29012	4030	224030	N/A	3
----------------------	-------	---	------	---------------------	-------	------	-------	------	--------	-----	---

## IMPREZA WRX STI

H4 2.5L 2458cc Turbo	EJ257	8	7712	27712 <sup>70</sup>	47712	9012	29012	4030	224030	N/A	3
----------------------	-------	---	------	---------------------	-------	------	-------	------	--------	-----	---

## LEGACY

H4 2.0L 1994CC 122CID (Mex.)			N/S	N/S	N/A	N/S	N/S	4875	224875	N/A	
H4 2.5L 2458cc	EJ253	6	7712	27712 <sup>70</sup>	47712	9012	29012	4875	224875	N/A	3
H4 2.5L 2458cc Turbo	EJ255	6	7712	27712 <sup>70</sup>	47712	9012	29012	4875	224875	N/A	3
V6 3.0L 3000cc	EZ30D	8	1334 <sup>53</sup>	21334 <sup>70</sup>	41334	9012	29012	4875	224875	N/A	3

## OUTBACK

H4 2.5L 2458cc	EJ253	6	7712	27712 <sup>70</sup>	47712	9012	29012	4875	224875	N/A	3
H4 2.5L 2458cc Turbo	EJ255	6	7712	27712 <sup>70</sup>	47712	9012	29012	4875	224875	N/A	3
V6 3.0L 3000cc	EZ30D	8	1334 <sup>53</sup>	21334 <sup>70</sup>	41334	9012	29012	4875	224875	N/A	3

## TRIBECA

H6 3.6L 3630cc	EZ36D	9	1334 <sup>53</sup>	21334 <sup>70</sup>	41334	9012	29012	4875	224875	N/A	3
----------------	-------	---	--------------------	---------------------	-------	------	-------	------	--------	-----	---

**2008**

## FORESTER

H4 2.5L 2458cc	EJ253	6	7712	27712 <sup>70</sup>	47712	6116	26116	9359	N/A	N/A	3
H4 2.5L 2458cc Turbo	EJ255	6	7712	27712 <sup>70</sup>	47712	6116	26116	9359	N/A	N/A	3

## IMPREZA

H4 2.5L 2458cc	EJ253	6	7712	27712 <sup>70</sup>	47712	6914	26914	4030	224030	N/A	3
----------------	-------	---	------	---------------------	-------	------	-------	------	--------	-----	---

## IMPREZA OUTBACK SPORT

H4 2.5L 2458cc	EJ253	6	7712	27712 <sup>70</sup>	47712	6914	26914	4030	224030	N/A	3
----------------	-------	---	------	---------------------	-------	------	-------	------	--------	-----	---

## IMPREZA WRX

H4 2.5L 2458cc Turbo	EJ255	7	7712	27712	47712	9012	29012	4030	224030	N/A	3
----------------------	-------	---	------	-------	-------	------	-------	------	--------	-----	---

## IMPREZA WRX STI

H4 2.5L 2458cc Turbo	EJ257	8	7712	27712	47712	9012	29012	4030	224030	N/A	3
----------------------	-------	---	------	-------	-------	------	-------	------	--------	-----	---

## LEGACY

H4 2.0L 1994CC 122CID (Mex.)			N/S	N/S	N/A	N/S	N/S	4875	224875	N/A	
H4 2.5L 2458cc	EJ253	6	7712	27712 <sup>70</sup>	47712	6914	26914	4875	224875	N/A	3
H4 2.5L 2458cc Turbo	EJ255	6	7712	27712 <sup>70</sup>	47712	6914	26914	4875	224875	N/A	3
V6 3.0L 3000cc	EZ30D	8	1334 <sup>53</sup>	21334 <sup>70</sup>	41334	6914	26914	4875	224875	N/A	3

## OUTBACK

H4 2.5L 2458cc	EJ253	6	7712	27712 <sup>70</sup>	47712	6914	26914	4875	224875	N/A	3
H4 2.5L 2458cc Turbo	EJ255	6	7712	27712 <sup>70</sup>	47712	6914	26914	4875	224875	N/A	3
V6 3.0L 3000cc	EZ30D	8	1334 <sup>53</sup>	21334 <sup>70</sup>	41334	6914	26914	4875	224875	N/A	3

## TRIBECA

H6 3.6L 3630cc	EZ36D	9	1334 <sup>53</sup>	21334 <sup>70</sup>	41334	9012	29012	4875	224875	N/A	3
----------------	-------	---	--------------------	---------------------	-------	------	-------	------	--------	-----	---

**2007**

## B9 TRIBECA

V6 3.0L 3000cc	EZ30D	8	1334 <sup>53</sup>	21334 <sup>70</sup>	41334	6914	26914	4875	224875	N/A	3
----------------	-------	---	--------------------	---------------------	-------	------	-------	------	--------	-----	---

## FORESTER

H4 2.5L 2458cc	EJ253	6	7712	27712 <sup>70</sup>	47712	6116	26116	9359	N/A	N/A	3
H4 2.5L 2458cc Turbo	EJ255	6	7712	27712 <sup>70</sup>	47712	6116	26116	9359	N/A	N/A	3

## IMPREZA

H4 2.5L 2458cc	EJ253	6	7712	27712 <sup>70</sup>	47712	6116	26116	4485	N/A	N/A	3
----------------	-------	---	------	---------------------	-------	------	-------	------	-----	-----	---

## IMPREZA WRX

H4 2.5L 2458cc Turbo	EJ255	7	7712	27712 <sup>70</sup>	47712	6116	26116	4485	N/A	N/A	3
----------------------	-------	---	------	---------------------	-------	------	-------	------	-----	-----	---

N/A = Not Available N/R = Not Required N/S = Not Servicable For cabin air locator chart, see pages 5-12 See pages 13-16 for footnotes

1) ProSelect - Normal Driving - Traditional Change Intervals 2) NAPA Gold - Severe Driving - OE Recommended intervals 3) NAPA Platinum - Harsh Driving - OE Recommend Intervals

N/A = Non disponible N/R = Non nécessaire N/S = Non réparable Voir le tableau des filtres et d'habitacle aux pages 5-12 Voir pages 13-16 pour des notes

1) NAPA ProSelect et Argent - Conduite normale - Intervalles normaux de remplacement 2) NAPA Or - Conduite difficile - Intervalles recommandés par FEO 3) NAPA Platine - Conduite très difficile - Intervalles recommandés par FEO

N/A = No disponible N/R = No requerido N/S = No Servicable Para el aire de la cabina y tabla de localización de filtro, consulte las páginas 5-12 Ver las páginas 13-16 para las notas al pie de página

1) NAPA ProSelect y Plata - Manejo normal - Intervalos normales de cambio 2) NAPA Oro - Manejo difícil - Intervalos recomendados por el OEM 3) NAPA Platino - Manejo muy difícil - Intervalos recomendados por el OEM

*Italicized Part Numbers May Not Be Available.*

Las piezas con números en *italicas* pueden no estar disponibles.

Les numéros de pièce en *italiques* peuvent ne pas être disponibles.

P  
a  
s  
s  
C  
a  
r  
L  
i  
g  
h  
t  
T  
r  
u  
c  
k  
O  
i  
l  
-  
A  
i  
r  
-  
C  
a  
b  
i  
n



## SUBARU 2007-2005

## Pass Car Light Truck - Oil - Air - Cabin

Year/Año/Année Model/Modelo/Modèle Engine/Motor/Moteur	Eng. Code Código de motor Code moteur	VIN NIV NIV	GOLD Oil Aceite Huile	ProSelect Oil Aceite Huile	Platinum Oil Aceite Huile	GOLD Air Aire Air	ProSelect Air Aire Air	GOLD Cabin Air Cabina Aire Cabine Air	ProSelect Cabin Air Cabina Aire Cabine Air	Platinum Cabin Air Cabina Aire Cabine Air	Loc. Cabin Air Cabina Aire Cabine Air
--	---	-------------------	--------------------------------	-------------------------------------	------------------------------------	----------------------------	---------------------------------	--	---	--	--

## SUBARU (Cont'd/Suite)

## 2007 (Cont'd/Suite)

## IMPREZA WRX STI

H4 2.5L 2458cc Turbo	EJ257		7712	27712 <sup>20</sup>	47712	6116	26116	4485	N/A	N/A	3
----------------------	-------	--	------	---------------------	-------	------	-------	------	-----	-----	---

## LEGACY

H4 2.5L 2458cc	EJ253	6	7712	27712 <sup>20</sup>	47712	6914	26914	4875	224875	N/A	3
H4 2.5L 2458cc Turbo	EJ255	6	7712	27712 <sup>20</sup>	47712	6914	26914	4875	224875	N/A	3

## OUTBACK

H4 2.5L 2458cc	EJ253	6	7712	27712 <sup>20</sup>	47712	6914	26914	4875	224875	N/A	3
H4 2.5L 2458cc Turbo	EJ255	6	7712	27712 <sup>20</sup>	47712	6914	26914	4875	224875	N/A	3
V6 3.0L 3000cc	EZ30D	8	1334 <sup>53</sup>	21334 <sup>70</sup>	41334	6914	26914	4875	224875	N/A	3

## 2006

## B9 TRIBECA

V6 3.0L 3000cc	EZ30D	8	1334 <sup>53</sup>	21334 <sup>70</sup>	41334	6914	26914	4875	224875	N/A	3
----------------	-------	---	--------------------	---------------------	-------	------	-------	------	--------	-----	---

## BAJA

H4 2.5L 2458cc	EJ253	6	7712	27712 <sup>20</sup>	47712	2728	22728	N/A	N/A	N/A	
H4 2.5L 2458cc Turbo	EJ255	6	7712	27712 <sup>20</sup>	47712	6116 <sup>141</sup> 6914 <sup>140</sup>	26116 <sup>141</sup> 26914 <sup>140</sup>	N/A	N/A	N/A	

## FORESTER

H4 2.5L 2458cc	EJ253	6	7712	27712 <sup>20</sup>	47712	6116	26116	9359	N/A	N/A	3
H4 2.5L 2458cc Turbo	EJ255	6	7712	27712 <sup>20</sup>	47712	6116	26116	9359	N/A	N/A	3

## IMPREZA

H4 2.5L 2458cc	EJ253	6	7712	27712 <sup>20</sup>	47712	6116	26116	4485	N/A	N/A	3
----------------	-------	---	------	---------------------	-------	------	-------	------	-----	-----	---

## IMPREZA WRX

H4 2.5L 2458cc Turbo	EJ255	7	7712	27712 <sup>20</sup>	47712	6116	26116	4485	N/A	N/A	3
----------------------	-------	---	------	---------------------	-------	------	-------	------	-----	-----	---

## IMPREZA WRX STI

H4 2.5L 2458cc Turbo	EJ257		7712	27712 <sup>20</sup>	47712	6116	26116	4485	N/A	N/A	3
----------------------	-------	--	------	---------------------	-------	------	-------	------	-----	-----	---

## LEGACY

H4 2.5L 2458cc	EJ253	6	7712	27712 <sup>20</sup>	47712	6914	26914	4875	224875	N/A	3
H4 2.5L 2458cc Turbo	EJ255	6	7712	27712 <sup>20</sup>	47712	6914	26914	4875	224875	N/A	3

## OUTBACK

H4 2.5L 2458cc	EJ253	6	7712	27712 <sup>20</sup>	47712	6914	26914	4875	224875	N/A	3
H4 2.5L 2458cc Turbo	EJ255	6	7712	27712 <sup>20</sup>	47712	6914	26914	N/A 4875	N/A 224875	N/A	3
V6 3.0L 3000cc	EZ30D	8	1334 <sup>53</sup>	21334 <sup>70</sup>	41334	6914	26914	4875	224875	N/A	3

## 2005

## BAJA

H4 2.5L 2458cc	EJ253	6	7712	27712 <sup>20</sup>	47712	2728	22728	N/A	N/A	N/A	
H4 2.5L 2458cc Turbo	EJ255	6	7712	27712 <sup>20</sup>	47712	6116 <sup>141</sup> 6914 <sup>140</sup>	26116 <sup>141</sup> 26914 <sup>140</sup>	N/A	N/A	N/A	

## FORESTER

H4 2.5L 2458cc	EJ253	6	7712	27712 <sup>20</sup>	47712	6116	26116	9359	N/A	N/A	3
H4 2.5L 2458cc Turbo	EJ255	6	7712	27712 <sup>20</sup>	47712	6116	26116	9359	N/A	N/A	3

## IMPREZA

H4 2.5L 2458cc	EJ253	6	7712	27712 <sup>20</sup>	47712	6116	26116	4485	N/A	N/A	3
----------------	-------	---	------	---------------------	-------	------	-------	------	-----	-----	---

## IMPREZA WRX

H4 2.0L 1994cc Turbo	EJ205		7712	27712 <sup>20</sup>	47712	6116	26116	4485	N/A	N/A	3
----------------------	-------	--	------	---------------------	-------	------	-------	------	-----	-----	---

## IMPREZA WRX STI

H4 2.5L 2458cc Turbo	EJ257		7712	27712 <sup>20</sup>	47712	6116	26116	4485	N/A	N/A	3
----------------------	-------	--	------	---------------------	-------	------	-------	------	-----	-----	---

## LEGACY

H4 2.5L 2458cc	EJ253		7712	27712 <sup>20</sup>	47712	6914	26914	4875	224875	N/A	3
H4 2.5L 2458cc Turbo	EJ255		7712	27712 <sup>20</sup>	47712	6914	26914	4875	224875	N/A	3

N/A = Not Available N/R = Not Required N/S = Not Servicable For cabin air locator chart, see pages 5-12 See pages 13-16 for footnotes

1) ProSelect - Normal Driving - Traditional Change Intervals 2) NAPA Gold - Severe Driving - OE Recommended Intervals 3) NAPA Platinum - Harsh Driving - OE Recommend Intervals

N/A = Non disponible N/R = Non nécessaire N/S = Non réparable Voir le tableau des filtres et d'habitacle aux pages 5-12 Voir pages 13-16 pour des notes

1) NAPA ProSelect et Argent - Conduite normale - Intervalles normaux de remplacement 2) NAPA Or - Conduite difficile - Intervalles recommandés par FEO 3) NAPA Platine - Conduite très difficile - Intervalles recommandés par FEO

N/A = No disponible N/R = No requerido N/S = No Servicable Para el aire de la cabina y tabla de localización de filtro, consulte las páginas 5-12 Ver las páginas 13-16 para las notas al pie de página

1) NAPA ProSelect y Plata - Manejo normal - Intervalos normales de cambio 2) NAPA Oro - Manejo difícil - Intervalos recomendados por el OEM 3) NAPA Platino - Manejo muy difícil - Intervalos recomendados por el OEM

*Italicized Part Numbers May Not Be Available.*

Las piezas con números en *italicas* pueden no estar disponibles.  
Les numéros de pièce en *italiques* peuvent ne pas être disponibles.



## Pass Car Light Truck - Oil - Air - Cabin

SUBARU 2005-2002

Year/Año/Année Model/Modelo/Modèle Engine/Motor/Moteur	Eng. Code Código de motor Code moteur	VIN NIV NIV	GOLD Oil Aceite Huile	ProSelect Oil Aceite Huile	Platinum Oil Aceite Huile	GOLD Air Aire Air	ProSelect Air Aire Air	GOLD Cabin Air Cabina Aire Cabine Air	ProSelect Cabin Air Cabina Aire Cabine Air	Platinum Cabin Air Cabina Aire Cabine Air	Loc. Cabin Air Cabina Aire Cabine Air
--	---	-------------------	--------------------------------	-------------------------------------	------------------------------------	----------------------------	---------------------------------	--	---	--	--

## SUBARU (Cont'd/Suite)

## 2005 (Cont'd/Suite)

## OUTBACK

H4 2.5L 2458cc	EJ253		7712	27712 <sup>70</sup>	47712	6914	26914	4875	224875	N/A	3
H4 2.5L 2458cc Turbo	EJ255		7712	27712 <sup>70</sup>	47712	6914	26914	4875	224875	N/A	3
V6 3.0L 3000cc	EZ30D		1334 <sup>53</sup>	21334 <sup>70</sup>	41334	6914	26914	4875	224875	N/A	3

## 2004

## BAJA

H4 2.5L 2458cc	EJ253		7712	27712 <sup>70</sup>	47712	2728	22728	N/A	N/A	N/A	
H4 2.5L 2458cc Turbo	EJ255		7712	27712 <sup>70</sup>	47712	2728	22728	N/A	N/A	N/A	

## FORESTER

H4 2.5L 2458cc	EJ251	6	7712	27712 <sup>70</sup>	47712	2728	22728	9359	N/A	N/A	3
H4 2.5L 2458cc Turbo	EJ255	6	7712	27712 <sup>70</sup>	47712	6116	26116	9359	N/A	N/A	3

## IMPREZA

H4 2.5L 2458cc	EJ251	6	7712	27712 <sup>70</sup>	47712	2728	22728	4485	N/A	N/A	3
----------------	-------	---	------	---------------------	-------	------	-------	------	-----	-----	---

## IMPREZA OUTBACK SPORT

H4 2.5L 2458cc	EJ251		7712	27712 <sup>70</sup>	47712	2728	22728	4485	N/A	N/A	3
----------------	-------	--	------	---------------------	-------	------	-------	------	-----	-----	---

## IMPREZA WRX

H4 2.0L 1994cc Turbo	EJ205		7712	27712 <sup>70</sup>	47712	6116	26116	4485	N/A	N/A	3
----------------------	-------	--	------	---------------------	-------	------	-------	------	-----	-----	---

## IMPREZA WRX STI

H4 2.5L 2458cc Turbo	EJ257		7712	27712 <sup>70</sup>	47712	6116	26116	4485	N/A	N/A	3
----------------------	-------	--	------	---------------------	-------	------	-------	------	-----	-----	---

## LEGACY

H4 2.5L 2458cc	EJ253		7712	27712 <sup>70</sup>	47712	2728	22728	N/A	N/A	N/A	
	EJ259		7712	27712 <sup>70</sup>	47712	6116	26116	N/A	N/A	N/A	

## OUTBACK

H4 2.5L 2458cc	EJ253		7712	27712 <sup>70</sup>	47712	2728	22728	N/A	N/A	N/A	
	EJ259		7712	27712 <sup>70</sup>	47712	6116	26116	N/A	N/A	N/A	
V6 3.0L 3000cc	EZ30D		1334 <sup>53</sup>	21334 <sup>70</sup>	41334	6116	26116	N/A	N/A	N/A	

## 2003

## BAJA

H4 2.5L 2458cc	EJ253	6	7712	27712 <sup>70</sup>	47712	2728	22728	N/A	N/A	N/A	
----------------	-------	---	------	---------------------	-------	------	-------	-----	-----	-----	--

## FORESTER

H4 2.5L 2458cc	EJ251	6	7712	27712 <sup>70</sup>	47712	2728	22728	9359	N/A	N/A	3
----------------	-------	---	------	---------------------	-------	------	-------	------	-----	-----	---

## IMPREZA

H4 2.5L 2458cc	EJ251	6	7712	27712 <sup>70</sup>	47712	2728	22728	4485	N/A	N/A	3
----------------	-------	---	------	---------------------	-------	------	-------	------	-----	-----	---

## IMPREZA OUTBACK SPORT

H4 2.5L 2458cc	EJ251	6	7712	27712 <sup>70</sup>	47712	2728	22728	4485	N/A	N/A	3
----------------	-------	---	------	---------------------	-------	------	-------	------	-----	-----	---

## IMPREZA WRX

H4 2.0L 1994cc Turbo	EJ205	2	7712	27712 <sup>70</sup>	47712	6116	26116	4485	N/A	N/A	3
----------------------	-------	---	------	---------------------	-------	------	-------	------	-----	-----	---

## LEGACY

H4 2.5L 2458cc	EJ253	6	7712	27712 <sup>70</sup>	47712	2728	22728	N/A	N/A	N/A	
----------------	-------	---	------	---------------------	-------	------	-------	-----	-----	-----	--

## OUTBACK

H4 2.5L 2458cc	EJ253	6	7712	27712 <sup>70</sup>	47712	2728	22728	N/A	N/A	N/A	
V6 3.0L 3000cc	EZ30D	8	1334 <sup>53</sup>	21334 <sup>70</sup>	41334	6116	26116	N/A	N/A	N/A	

## 2002

## FORESTER

H4 2.5L 2458cc	EJ251	6	7712	27712 <sup>70</sup>	47712	2728	22728	4010	N/A	N/A	4
----------------	-------	---	------	---------------------	-------	------	-------	------	-----	-----	---

## IMPREZA

H4 2.5L 2458cc	EJ251	6	7712	27712 <sup>70</sup>	47712	2728	22728	4485	N/A	N/A	3
----------------	-------	---	------	---------------------	-------	------	-------	------	-----	-----	---

## IMPREZA OUTBACK SPORT

H4 2.5L 2458cc	EJ251	6	7712	27712 <sup>70</sup>	47712	2728	22728	4485	N/A	N/A	3
----------------	-------	---	------	---------------------	-------	------	-------	------	-----	-----	---

N/A = Not Available N/R = Not Required N/S = Not Servicable For cabin air locator chart, see pages 5-12 See pages 13-16 for footnotes

1) ProSelect - Normal Driving - Traditional Change Intervals 2) NAPA Gold - Severe Driving - OE Recommended intervals 3) NAPA Platinum - Harsh Driving - OE Recommend Intervals

N/A = Non disponible N/R = Non nécessaire N/S = Non réparable Voir le tableau des filtres et d'habitacle aux pages 5-12 Voir pages 13-16 pour des notes

1) NAPA ProSelect et Argent - Conduite normale - Intervalles normaux de remplacement 2) NAPA Or - Conduite difficile - Intervalles recommandés par FEO 3) NAPA Platine - Conduite très difficile - Intervalles recommandés par FEO

N/A = No disponible N/R = No requerido N/S = No Servicable Para el aire de la cabina y tabla de localización de filtro, consulte las páginas 5-12 Ver las páginas 13-16 para las notas al pie de página

1) NAPA ProSelect y Plata - Manejo normal - Intervalos normales de cambio 2) NAPA Oro - Manejo difícil - Intervalos recomendados por el OEM 3) NAPA Platino - Manejo muy difícil - Intervalos recomendados por el OEM

*Italicized Part Numbers May Not Be Available.*

Las piezas con números en *italicas* pueden no estar disponibles.

Les numéros de pièce en *italiques* peuvent ne pas être disponibles.

P  
a  
s  
s  
C  
a  
r  
L  
i  
g  
h  
t  
T  
r  
u  
c  
k  
O  
i  
l  
-  
A  
i  
r  
-  
C  
a  
b  
i  
n



Year/Año/Année Model/Modelo/Modele Engine/Motor/Moteur	Eng. Code Código de motor Code moteur	VIN NIV NIV	GOLD Oil Aceite Huile	ProSelect Oil Aceite Huile	Platinum Oil Aceite Huile	GOLD Air Aire Air	ProSelect Air Aire Air	GOLD Cabin Air Cabina Aire Cabine Air	ProSelect Cabin Air Cabina Aire Cabine Air	Platinum Cabin Air Cabina Aire Cabine Air	Loc. Cabin Air Cabina Aire Cabine Air
--	---	-------------------	--------------------------------	-------------------------------------	------------------------------------	----------------------------	---------------------------------	--	---	--	--

**SUBARU (Cont'd/Suite)**

**2002 (Cont'd/Suite)**

**IMPREZA WRX**

H4 2.0L 1994cc Turbo	EJ205	2	7712	27712 <sup>20</sup>	47712	6116	26116	4485	N/A	N/A	3
----------------------	-------	---	------	---------------------	-------	------	-------	------	-----	-----	---

**LEGACY**

H4 2.5L 2458cc	EJ253	6	7712	27712 <sup>20</sup>	47712	2728	22728	N/A	N/A	N/A	
----------------	-------	---	------	---------------------	-------	------	-------	-----	-----	-----	--

**OUTBACK**

H4 2.5L 2458cc	EJ253	6	7712	27712 <sup>20</sup>	47712	2728	22728	N/A	N/A	N/A	
H4 2.5L 2458cc Turbo	EJ257		7712	27712 <sup>20</sup>	47712	2728	22728	N/A	N/A	N/A	
V6 3.0L 3000cc	EZ30D	8	1334 <sup>53</sup>	21334 <sup>70</sup>	41334	6116	26116	N/A	N/A	N/A	

**2001**

**FORESTER**

H4 2.5L 2458cc	EJ251	6	7712	27712 <sup>20</sup>	47712	2728	22728	4010	N/A	N/A	4
----------------	-------	---	------	---------------------	-------	------	-------	------	-----	-----	---

**IMPREZA**

H4 2.2L 2212cc	EJ222	4	7712	27712 <sup>20</sup>	47712	2728	22728	N/R	N/R	N/R	
H4 2.5L 2458cc	EJ251	6	7712	27712 <sup>20</sup>	47712	2728	22728	N/R	N/R	N/R	

**LEGACY**

H4 2.5L 2458cc	EJ253		7712	27712 <sup>20</sup>	47712	2728	22728	N/A	N/A	N/A	
----------------	-------	--	------	---------------------	-------	------	-------	-----	-----	-----	--

**OUTBACK**

H4 2.5L 2458cc	EJ253	6	7712	27712 <sup>20</sup>	47712	2728	22728	N/R	N/R	N/R	
H4 2.5L 2458cc Turbo	EJ257		7712	27712 <sup>20</sup>	47712	2728	22728	N/R	N/R	N/R	
V6 3.0L 3000cc	EZ30D	8	1334 <sup>53</sup>	21334 <sup>70</sup>	41334	6116	26116	N/R	N/R	N/R	

**SUZUKI**

**2017**

**GRAND VITARA**

L4 2.4L 2393CC (Mex.)			7145	27145	47145	2101	22101	N/S	N/S	N/A	
-----------------------	--	--	------	-------	-------	------	-------	-----	-----	-----	--

**VITARA**

L4 1.6L (Mex.)			7145	27145	47145	N/S	N/S	N/S	N/S	N/A	
----------------	--	--	------	-------	-------	-----	-----	-----	-----	-----	--

**2016**

**GRAND VITARA**

L4 2.4L 2393cc (Mex.)	J24B		7145	27145	47145	9800	N/A	4200	N/A	N/A	4
-----------------------	------	--	------	-------	-------	------	-----	------	-----	-----	---

**KIZASHI**

L4 2.4L 2393cc (Mex.)	J24B	9	7145	27145	47145	9008	N/A	4120	N/A	N/A	4
-----------------------	------	---	------	-------	-------	------	-----	------	-----	-----	---

**S-CROSS**

1.6i (Mex.)			7530	27530	N/A	6116	26116	N/S	N/S	N/A	
-------------	--	--	------	-------	-----	------	-------	-----	-----	-----	--

**SWIFT**

L4 1.4L 1372CC 84CID (Mex.)			7356	27356	47356	N/S	N/S	N/S	N/S	N/A	
L4 1.6L (Mex.)			1358	21358	41358	N/S	N/S	N/S	N/S	N/A	

**2015**

**GRAND VITARA**

L4 2.4L 2393cc (Mex.)	J24B		7145	27145	47145	9800	N/A	4200	N/A	N/A	4
-----------------------	------	--	------	-------	-------	------	-----	------	-----	-----	---

**KIZASHI**

L4 2.4L 2393cc (Mex.)	J24B	9	7145	27145	47145	9008	N/A	4120	N/A	N/A	4
-----------------------	------	---	------	-------	-------	------	-----	------	-----	-----	---

**S-CROSS**

1.6i (Mex.)			7530	27530	N/A	6116	26116	N/S	N/S	N/A	
-------------	--	--	------	-------	-----	------	-------	-----	-----	-----	--

**SWIFT**

L4 1.4L 1372CC 84CID (Mex.)			7356	27356	47356	N/S	N/S	N/S	N/S	N/A	
L4 1.6L (Mex.)			1358	21358	41358	N/S	N/S	239320	N/A	N/A	

N/A = Not Available N/R = Not Required N/S = Not Servicable For cabin air locator chart, see pages 5-12 See pages 13-16 for footnotes

1) ProSelect - Normal Driving - Traditional Change Intervals 2) NAPA Gold - Severe Driving - OE Recommended Intervals 3) NAPA Platinum - Harsh Driving - OE Recommend Intervals

N/A = Non disponible N/R = Non nécessaire N/S = Non réparable Voir le tableau des filtres et d'habitacle aux pages 5-12 Voir pages 13-16 pour des notes

1) NAPA ProSelect et Argent - Conduite normale - Intervalles normaux de remplacement 2) NAPA Or - Conduite difficile - Intervalles recommandés par FEO 3) NAPA Platine - Conduite très difficile - Intervalles recommandés par FEO

N/A = No disponible N/R = No requerido N/S = No Servicable Para el aire de la cabina y tabla de localización de filtro, consulte las páginas 5-12 Ver las páginas 13-16 para las notas al pie de página

1) NAPA ProSelect y Plata - Manejo normal - Intervalos normales de cambio 2) NAPA Oro - Manejo difícil - Intervalos recomendados por el OEM 3) NAPA Platino - Manejo muy difícil - Intervalos recomendados por el OEM

*Italicized Part Numbers May Not Be Available.*

Las piezas con números en *italicas* pueden no estar disponibles.  
Les numéros de pièce en *italiques* peuvent ne pas être disponibles.



## Pass Car Light Truck - Oil - Air - Cabin

SUZUKI 2014-2011

Year/Año/Année Model/Modelo/Modèle Engine/Motor/Moteur	Eng. Code Código de motor Code moteur	VIN NIV NIV	GOLD Oil Aceite Huile	ProSelect Oil Aceite Huile	Platinum Oil Aceite Huile	GOLD Air Aire Air	ProSelect Air Aire Air	GOLD Cabin Air Cabina Aire Cabine Air	ProSelect Cabin Air Cabina Aire Cabine Air	Platinum Cabin Air Cabina Aire Cabine Air	Loc. Cabin Air Cabina Aire Cabine Air
--	---	-------------------	--------------------------------	-------------------------------------	------------------------------------	----------------------------	---------------------------------	--	---	--	--

## SUZUKI (Cont'd/Suite)

## 2014

## GRAND VITARA

L4 2.4L 2393cc (Mex.)	J24B		7145	27145	47145	9800	N/A	4200	N/A	N/A	4
-----------------------	------	--	------	-------	-------	------	-----	------	-----	-----	---

## KIZASHI

L4 2.4L 2393cc (Mex.)	J24B	9	7145	27145	47145	9008	N/A	4120	N/A	N/A	4
-----------------------	------	---	------	-------	-------	------	-----	------	-----	-----	---

## S-CROSS

1.6i (Mex.)			7530	27530	N/A	6116	26116	N/S	N/S	N/A	
-------------	--	--	------	-------	-----	------	-------	-----	-----	-----	--

## SWIFT

L4 1.4L 1372CC 84CID (Mex.)			7356	27356	47356	N/S	N/S	N/S	N/S	N/A	
-----------------------------	--	--	------	-------	-------	-----	-----	-----	-----	-----	--

L4 1.6L (Mex.)			1358	21358	41358	N/S	N/S	239320	N/A	N/A	
----------------	--	--	------	-------	-------	-----	-----	--------	-----	-----	--

## SX4

L4 2.0L 1995CC 122CID (Mex.)			7145	27145	47145	9340	N/A	N/S	N/S	N/A	
------------------------------	--	--	------	-------	-------	------	-----	-----	-----	-----	--

## 2013

## GRAND VITARA

L4 2.4L 2393cc	J24B	0	7530	27530	N/A	9800	N/A	4200	N/A	N/A	4
----------------	------	---	------	-------	-----	------	-----	------	-----	-----	---

## KIZASHI

L4 2.4L 2393cc	J24B	9	7530	27530	N/A	9008	N/A	4120	N/A	N/A	4
----------------	------	---	------	-------	-----	------	-----	------	-----	-----	---

## SWIFT

L4 1.4L 1372CC 84CID (Mex.)			7356	27356	47356	N/S	N/S	N/S	N/S	N/A	
-----------------------------	--	--	------	-------	-------	-----	-----	-----	-----	-----	--

L4 1.6L (Mex.)			1358	21358	41358	N/S	N/S	N/S	N/S	N/A	
----------------	--	--	------	-------	-------	-----	-----	-----	-----	-----	--

## SX4

L4 2.0L 1995cc	J20B	5	7530	27530	N/A	9340	N/A	9700	N/A	N/A	3
----------------	------	---	------	-------	-----	------	-----	------	-----	-----	---

## 2012

## EQUATOR

L4 2.5L 2500cc	QR25DE	B	1365	21365 <sup>70</sup>	41365	6916	26916	4683	224683	4234683	3
----------------	--------	---	------	---------------------	-------	------	-------	------	--------	---------	---

V6 4.0L 3954cc	VQ40DE	A	1356	21356 <sup>70</sup>	41356	6213	26213	4683	224683	4234683	3
----------------	--------	---	------	---------------------	-------	------	-------	------	--------	---------	---

## GRAND VITARA

L4 2.4L 2393cc	J24B	0	7530	27530	N/A	9800	N/A	4200	N/A	N/A	4
----------------	------	---	------	-------	-----	------	-----	------	-----	-----	---

## KIZASHI

L4 2.4L 2393cc	J24B	9	7530	27530	N/A	9008	N/A	4120	N/A	N/A	4
----------------	------	---	------	-------	-----	------	-----	------	-----	-----	---

## SWIFT

L4 1.4L 1372CC 84CID (Mex.)			7356	27356	47356	N/S	N/S	N/S	N/S	N/A	
-----------------------------	--	--	------	-------	-------	-----	-----	-----	-----	-----	--

## SX4

L4 2.0L 1995cc	J20B	5	7530	27530	N/A	9340	N/A	9700	N/A	N/A	3
----------------	------	---	------	-------	-----	------	-----	------	-----	-----	---

## 2011

## EQUATOR

L4 2.5L 2500cc	QR25DE	B	1365	21365 <sup>70</sup>	41365	6916	26916	4683	224683	4234683	3
----------------	--------	---	------	---------------------	-------	------	-------	------	--------	---------	---

V6 4.0L 3954cc	VQ40DE	A	1356	21356 <sup>70</sup>	41356	6213	26213	4683	224683	4234683	3
----------------	--------	---	------	---------------------	-------	------	-------	------	--------	---------	---

## GRAND VITARA

L4 2.4L 2393cc	J24B	0	7530	27530	N/A	9800	N/A	4200	N/A	N/A	4
----------------	------	---	------	-------	-----	------	-----	------	-----	-----	---

## KIZASHI

L4 2.4L 2393cc	J24B	9	7530	27530	N/A	9008	N/A	4120	N/A	N/A	4
----------------	------	---	------	-------	-----	------	-----	------	-----	-----	---

## SWIFT

L4 1.5L 1490CC 91CID (Mex.)			1040	21040	41040	N/S	N/S	N/S	N/S	N/A	
-----------------------------	--	--	------	-------	-------	-----	-----	-----	-----	-----	--

V6 2.5L 2500cc (Mex.)			1040 <sup>53</sup>	21040 <sup>70</sup>	41040	2831	22831	N/A	N/A	N/A	
-----------------------	--	--	--------------------	---------------------	-------	------	-------	-----	-----	-----	--

## SX4

L4 2.0L 1995cc	J20B	5	7530	27530	N/A	9340	N/A	9700	N/A	N/A	3
----------------	------	---	------	-------	-----	------	-----	------	-----	-----	---

N/A = Not Available N/R = Not Required N/S = Not Servicable For cabin air locator chart, see pages 5-12 See pages 13-16 for footnotes

1) ProSelect - Normal Driving - Traditional Change Intervals 2) NAPA Gold - Severe Driving - OE Recommended Intervals 3) NAPA Platinum - Harsh Driving - OE Recommended Intervals

N/A = Non disponible N/R = Non nécessaire N/S = Non réparable Voir le tableau des filtres et d'habitacle aux pages 5-12 Voir pages 13-16 pour des notes

1) NAPA ProSelect et Argent - Conduite normale - Intervalles normaux de remplacement 2) NAPA Or - Conduite difficile - Intervalles recommandés par FEO 3) NAPA Platine - Conduite très difficile - Intervalles recommandés par FEO

N/A = No disponible N/R = No requerido N/S = No Servicable Para el aire de la cabina y tabla de localización de filtro, consulte las páginas 5-12 Ver las páginas 13-16 para las notas al pie de página

1) NAPA ProSelect y Plata - Manejo normal - Intervalos normales de cambio 2) NAPA Oro - Manejo difícil - Intervalos recomendados por el OEM 3) NAPA Platino - Manejo muy difícil - Intervalos recomendados por el OEM

*Italicized Part Numbers May Not Be Available.*

Las piezas con números en *italicas* pueden no estar disponibles.

Les numéros de pièce en *italiques* peuvent ne pas être disponibles.

P  
a  
s  
s  
C  
a  
r  
L  
i  
g  
h  
t  
T  
r  
u  
c  
k  
O  
i  
l  
-  
A  
i  
r  
-  
C  
a  
b  
i  
n



SUZUKI 2010-2007

Pass Car Light Truck - Oil - Air - Cabin

Year/Año/Année Model/Modelo/Modele Engine/Motor/Moteur	Eng. Code Código de motor Code moteur	VIN NIV NIV	GOLD Oil Aceite Huile	ProSelect Oil Aceite Huile	Platinum Oil Aceite Huile	GOLD Air Aire Air	ProSelect Air Aire Air	GOLD Cabin Air Cabina Aire Cabine Air	ProSelect Cabin Air Cabina Aire Cabine Air	Platinum Cabin Air Cabina Aire Cabine Air	Loc. Cabin Air Cabina Aire Cabine Air
--	---	-------------------	--------------------------------	-------------------------------------	------------------------------------	----------------------------	---------------------------------	--	---	--	--

## SUZUKI (Cont'd/Suite)

**2010**

## EQUATOR

L4 2.5L 2500cc	QR25DE	B	1365	21365 <sup>70</sup>	41365	6916	26916	4683	224683	4234683	3
V6 4.0L 3954cc	VQ40DE	A	1356	21356 <sup>70</sup>	41356	6213	26213	4683	224683	4234683	3

## GRAND VITARA

L4 2.4L 2393cc	J24B	0	7530	27530	N/A	9800	N/A	4200	N/A	N/A	4
V6 3.2L 3195cc	N32A	1	7060 <sup>53</sup>	27060 <sup>70</sup>	47060	9800	N/A	4200	N/A	N/A	4

## KIZASHI

L4 2.4L 2393cc	J24B	9	7530	27530	N/A	9008	N/A	4120	N/A	N/A	4
----------------	------	---	------	-------	-----	------	-----	------	-----	-----	---

## SWIFT

L4 1.5L 1490cc (Mex.)			7145	27145	47145	209730	N/A	239314	N/A	N/A	
L4 1.6L 1590cc			7674	27674	47674	2831	22831	N/A	N/A	N/A	

## SX4

L4 2.0L 1995cc	J20B	5	7530	27530	N/A	9340	N/A	9700	N/A	N/A	3
----------------	------	---	------	-------	-----	------	-----	------	-----	-----	---

**2009**

## EQUATOR

L4 2.5L 2500cc	QR25DE		1365	21365 <sup>70</sup>	41365	6916	26916	4683	224683	4234683	3
V6 4.0L 3954cc	VQ40DE		1356	21356 <sup>70</sup>	41356	6213	26213	4683	224683	4234683	3

## GRAND VITARA

L4 2.4L 2393cc	J24B	0	7530	27530	N/A	9800	N/A	4200	N/A	N/A	4
V6 3.2L 3195cc	N32A	1	7060 <sup>53</sup>	27060 <sup>70</sup>	47060	9800	N/A	4200	N/A	N/A	4

## SWIFT

L4 1.5L 1490cc (Mex.)			7145	27145	47145	209730	N/A	239314	N/A	N/A	
L4 1.6L 1590cc			7674	27674	47674	2831	22831	N/A	N/A	N/A	

## SX4

L4 2.0L 1995cc	J20B	4	7530	27530	N/A	9005	29005	9700	N/A	N/A	3
----------------	------	---	------	-------	-----	------	-------	------	-----	-----	---

## XL-7

V6 3.6L 3564cc	N36A	3	7060 <sup>53</sup>	27060 <sup>70</sup>	47060	6902	26902	4872	224872	N/A	1
----------------	------	---	--------------------	---------------------	-------	------	-------	------	--------	-----	---

**2008**

## FORENZA

L4 2.0L 1995cc	J20B	5	1040 <sup>53</sup>	21040 <sup>70</sup>	41040	2826	N/A	4902	N/A	N/A	4
----------------	------	---	--------------------	---------------------	-------	------	-----	------	-----	-----	---

## GRAND VITARA

V6 2.7L 2737cc		9	1391	21391	N/A	9085	29085	4200	N/A	N/A	4
----------------	--	---	------	-------	-----	------	-------	------	-----	-----	---

## RENO

L4 2.0L 1995cc	J20B	6	1040 <sup>53</sup>	21040 <sup>70</sup>	41040	2826	N/A	4902	N/A	N/A	4
----------------	------	---	--------------------	---------------------	-------	------	-----	------	-----	-----	---

## SWIFT

L4 1.5L 1490cc (Mex.)			7145	27145	47145	209730	N/A	239314	N/A	N/A	
L4 1.6L 1590cc			1040 <sup>53</sup>	21040 <sup>70</sup>	41040	2831	22831	N/A	N/A	N/A	

## SX4

L4 2.0L 1995cc	J20B	4	7530	27530	N/A	9005	29005	9700	N/A	N/A	3
----------------	------	---	------	-------	-----	------	-------	------	-----	-----	---

## XL-7

V6 3.6L 3564cc	N36A	3	7060 <sup>53</sup>	27060 <sup>70</sup>	47060	6902	26902	4872	224872	N/A	1
----------------	------	---	--------------------	---------------------	-------	------	-------	------	--------	-----	---

**2007**

## AERIO

L4 2.3L 2300cc		6	7145	27145 <sup>70</sup>	47145	2752	N/A	N/R	N/R	N/R	
----------------	--	---	------	---------------------	-------	------	-----	-----	-----	-----	--

## FORENZA

L4 2.0L 1995cc	J20B	5	1040 <sup>53</sup>	21040 <sup>70</sup>	41040	2826	N/A	4902	N/A	N/A	4
----------------	------	---	--------------------	---------------------	-------	------	-----	------	-----	-----	---

## GRAND VITARA

V6 2.7L 2737cc		9	1391	21391	N/A	9085	29085	4200	N/A	N/A	4
----------------	--	---	------	-------	-----	------	-------	------	-----	-----	---

N/A = Not Available N/R = Not Required N/S = Not Servicable For cabin air locator chart, see pages 5-12 See pages 13-16 for footnotes

1) ProSelect - Normal Driving - Traditional Change Intervals 2) NAPA Gold - Severe Driving - OE Recommended intervals 3) NAPA Platinum - Harsh Driving - OE Recommend Intervals

N/A = Non disponible N/R = Non nécessaire N/S = Non réparable Voir le tableau des filtres et d'habitacle aux pages 5-12 Voir pages 13-16 pour des notes

1) NAPA ProSelect et Argent - Conduite normale - Intervalles normaux de remplacement 2) NAPA Or - Conduite difficile - Intervalles recommandés par FEO 3) NAPA Platine - Conduite très difficile - Intervalles recommandés par FEO

N/A = No disponible N/R = No requerido N/S = No Servicable Para el aire de la cabina y tabla de localización de filtro, consulte las páginas 5-12 Ver las páginas 13-16 para las notas al pie de página

1) NAPA ProSelect y Plata - Manejo normal - Intervalos normales de cambio 2) NAPA Oro - Manejo difícil - Intervalos recomendados por el OEM 3) NAPA Platino - Manejo muy difícil - Intervalos recomendados por el OEM

*Italicized Part Numbers May Not Be Available.*Las piezas con números en *italicas* pueden no estar disponibles.  
Les numéros de pièce en *italiques* peuvent ne pas être disponibles.





## Pass Car Light Truck - Oil - Air - Cabin

SUZUKI 2007-2004

Year/Año/Année Model/Modelo/Modèle Engine/Motor/Moteur	Eng. Code Código de motor Code moteur	VIN NIV NIV	GOLD Oil Aceite Huile	ProSelect Oil Aceite Huile	Platinum Oil Aceite Huile	GOLD Air Aire Air	ProSelect Air Aire Air	GOLD Cabin Air Cabina Aire Cabine Air	ProSelect Cabin Air Cabina Aire Cabine Air	Platinum Cabin Air Cabina Aire Cabine Air	Loc. Cabin Air Cabina Aire Cabine Air
--	---	-------------------	--------------------------------	-------------------------------------	------------------------------------	----------------------------	---------------------------------	--	---	--	--

## SUZUKI (Cont'd/Suite)

## 2007 (Cont'd/Suite)

## RENO

L4 2.0L 1995cc	J20B	6	1040 <sup>53</sup>	21040 <sup>70</sup>	41040	2826	N/A	4902	N/A	N/A	4
----------------	------	---	--------------------	---------------------	-------	------	-----	------	-----	-----	---

## SWIFT

L4 1.5L 1490cc (Mex.)			7145	27145	47145	209730	N/A	239314	N/A	N/A	
L4 1.6L 1590cc			1040 <sup>53</sup>	21040 <sup>70</sup>	41040	2831	22831	N/A	N/A	N/A	

## SX4

L4 2.0L 1995cc	J20B	4	7530	27530	N/A	9005	29005	9700	N/A	N/A	3
----------------	------	---	------	-------	-----	------	-------	------	-----	-----	---

## XL-7

V6 3.6L 3564cc	N36A	2,7,9	7060 <sup>53</sup>	27060 <sup>70</sup>	47060	6902	26902	4872	224872	N/A	1
----------------	------	-------	--------------------	---------------------	-------	------	-------	------	--------	-----	---

## 2006

## AERIO

L4 2.3L 2300cc		6	7145	27145 <sup>70</sup>	47145	2752	N/A	N/R	N/R	N/R	
----------------	--	---	------	---------------------	-------	------	-----	-----	-----	-----	--

## FORENZA

L4 2.0L 1995cc	J20B	5	1040 <sup>53</sup>	21040 <sup>70</sup>	41040	2826	N/A	4902	N/A	N/A	4
----------------	------	---	--------------------	---------------------	-------	------	-----	------	-----	-----	---

## GRAND VITARA

V6 2.7L 2737cc		6	1391	21391	N/A	9085	29085	4200	N/A	N/A	4
----------------	--	---	------	-------	-----	------	-------	------	-----	-----	---

## RENO

L4 2.0L 1995cc	J20B	6	1040 <sup>53</sup>	21040 <sup>70</sup>	41040	2826	N/A	4902	N/A	N/A	4
----------------	------	---	--------------------	---------------------	-------	------	-----	------	-----	-----	---

## SWIFT

L4 1.6L 1590cc			1040 <sup>53</sup>	21040 <sup>70</sup>	41040	2831	22831	N/A	N/A	N/A	
----------------	--	--	--------------------	---------------------	-------	------	-------	-----	-----	-----	--

## VERONA

V6 2.5L 2494cc		5	7046	N/A	N/A			N/A	N/A	N/A	
----------------	--	---	------	-----	-----	--	--	-----	-----	-----	--

## XL-7

V6 2.7L 2737cc		9	1391	21391	N/A	2737	N/A	4475	N/A	N/A	1
----------------	--	---	------	-------	-----	------	-----	------	-----	-----	---

## 2005

## AERIO

L4 2.3L 2300cc		6	7145	27145 <sup>70</sup>	47145	2752	N/A	N/R	N/R	N/R	
----------------	--	---	------	---------------------	-------	------	-----	-----	-----	-----	--

## FORENZA

L4 2.0L 1995cc	J20B		1040 <sup>53</sup>	21040 <sup>70</sup>	41040	2826	N/A	4902	N/A	N/A	4
----------------	------	--	--------------------	---------------------	-------	------	-----	------	-----	-----	---

## GRAND VITARA

V6 2.5L 2500cc		6	1391	21391	N/A	6195	26195	4475	N/A	N/A	1
----------------	--	---	------	-------	-----	------	-------	------	-----	-----	---

## RENO

L4 2.0L 1995cc	J20B		1040 <sup>53</sup>	21040 <sup>70</sup>	41040	2826	N/A	4902	N/A	N/A	4
----------------	------	--	--------------------	---------------------	-------	------	-----	------	-----	-----	---

## SWIFT

L4 1.6L 1590cc			1040 <sup>53</sup>	21040 <sup>70</sup>	41040	2831	22831	N/A	N/A	N/A	
----------------	--	--	--------------------	---------------------	-------	------	-------	-----	-----	-----	--

## VERONA

V6 2.5L 2494cc		5	7046	N/A	N/A			N/A	N/A	N/A	
----------------	--	---	------	-----	-----	--	--	-----	-----	-----	--

## XL-7

V6 2.7L 2737cc		9	1391	21391	N/A	2737	N/A	4475	N/A	N/A	1
----------------	--	---	------	-------	-----	------	-----	------	-----	-----	---

## 2004

## AERIO

L4 2.3L 2300cc		6	7145	27145 <sup>70</sup>	47145	2752	N/A	N/R	N/R	N/R	
----------------	--	---	------	---------------------	-------	------	-----	-----	-----	-----	--

## FORENZA

L4 2.0L 1995cc	J20B		1040 <sup>53</sup>	21040 <sup>70</sup>	41040	2826	N/A	4902	N/A	N/A	4
----------------	------	--	--------------------	---------------------	-------	------	-----	------	-----	-----	---

## GRAND VITARA

V6 2.5L 2500cc		6	1391	21391	N/A	6195	26195	4475	N/A	N/A	1
----------------	--	---	------	-------	-----	------	-------	------	-----	-----	---

## SWIFT

L4 1.6L 1590cc			1040 <sup>53</sup>	21040 <sup>70</sup>	41040	2831	22831	N/A	N/A	N/A	
----------------	--	--	--------------------	---------------------	-------	------	-------	-----	-----	-----	--

N/A = Not Available N/R = Not Required N/S = Not Servicable For cabin air locator chart, see pages 5-12 See pages 13-16 for footnotes

1) ProSelect - Normal Driving - Traditional Change Intervals 2) NAPA Gold - Severe Driving - OE Recommended intervals 3) NAPA Platinum - Harsh Driving - OE Recommend Intervals

N/A = Non disponible N/R = Non nécessaire N/S = Non réparable Voir le tableau des filtres et d'habitacle aux pages 5-12 Voir pages 13-16 pour des notes

1) NAPA ProSelect et Argent - Conduite normale - Intervalles normaux de remplacement 2) NAPA Or - Conduite difficile - Intervalles recommandés par FEO 3) NAPA Platine - Conduite très difficile - Intervalles recommandés par FEO

N/A = No disponible N/R = No requerido N/S = No Servicable Para el aire de la cabina y tabla de localización de filtro, consulte las páginas 5-12 Ver las páginas 13-16 para las notas al pie de página

1) NAPA ProSelect y Plata - Manejo normal - Intervalos normales de cambio 2) NAPA Oro - Manejo difícil - Intervalos recomendados por el OEM 3) NAPA Platino - Manejo muy difícil - Intervalos recomendados por el OEM

*Italicized Part Numbers May Not Be Available.*

Las piezas con números en *italicas* pueden no estar disponibles.

Les numéros de pièce en *italiques* peuvent ne pas être disponibles.



Year/Año/Année Model/Modelo/Modèle Engine/Motor/Moteur	Eng. Code Código de motor Code moteur	VIN NIV NIV	GOLD Oil Aceite Huile	ProSelect Oil Aceite Huile	Platinum Oil Aceite Huile	GOLD Air Aire Air	ProSelect Air Aire Air	GOLD Cabin Air Cabina Aire Cabine Air	ProSelect Cabin Air Cabina Aire Cabine Air	Platinum Cabin Air Cabina Aire Cabine Air	Loc. Cabin Air Cabina Aire Cabine Air
--	---	-------------------	--------------------------------	-------------------------------------	------------------------------------	----------------------------	---------------------------------	--	---	--	--

SUZUKI (Cont'd/Suite)

2004 (Cont'd/Suite)

VERONA

V6 2.5L 2494cc		5	7046	N/A	N/A			N/A	N/A	N/A	
----------------	--	---	------	-----	-----	--	--	-----	-----	-----	--

VITARA

V6 2.5L 2500cc		5	1391	21391	N/A	6195	26195	4899	224899	N/A	5
----------------	--	---	------	-------	-----	------	-------	------	--------	-----	---

XL-7

V6 2.7L 2737cc		9	1391	21391	N/A	2737	N/A	4475	N/A	N/A	1
----------------	--	---	------	-------	-----	------	-----	------	-----	-----	---

2003

AERIO

L4 2.0L 1995cc	J20B	4	7145	27145 <sup>70</sup>	47145	2752	N/A	N/R	N/R	N/R	
----------------	------	---	------	---------------------	-------	------	-----	-----	-----	-----	--

GRAND VITARA

V6 2.5L 2500cc		6	1391	21391	N/A	6195	26195	4475	N/A	N/A	5
----------------	--	---	------	-------	-----	------	-------	------	-----	-----	---

VITARA

L4 2.0L 1995cc	J20B	5	7145	27145 <sup>70</sup>	47145	6195	26195	4899	224899	N/A	5
----------------	------	---	------	---------------------	-------	------	-------	------	--------	-----	---

XL-7

V6 2.7L 2737cc		9	1391	21391	N/A	6195	26195	4899	224899	N/A	5
----------------	--	---	------	-------	-----	------	-------	------	--------	-----	---

2002

AERIO

L4 2.0L 1995cc	J20B	4	7145	27145 <sup>70</sup>	47145			N/R	N/R	N/R	
----------------	------	---	------	---------------------	-------	--	--	-----	-----	-----	--

ESTEEM

L4 1.8L 1790cc		4	7145	27145 <sup>70</sup>	47145	6193	N/A	N/R	N/R	N/R	
----------------	--	---	------	---------------------	-------	------	-----	-----	-----	-----	--

GRAND VITARA

V6 2.5L 2500cc		6	1391	21391	N/A	6195	26195	4899	224899	N/A	1
----------------	--	---	------	-------	-----	------	-------	------	--------	-----	---

VITARA

L4 1.6L 1590cc (Mex.)		0	7145	27145	47145	6195	26195	N/A	N/A	N/A	
-----------------------	--	---	------	-------	-------	------	-------	-----	-----	-----	--

L4 2.0L 1995cc	J20B	5	7145	27145 <sup>70</sup>	47145	6195	26195	4899	224899	N/A	5
----------------	------	---	------	---------------------	-------	------	-------	------	--------	-----	---

VITARA (CANADIAN)

L4 1.6L 1590cc			1348 <sup>53</sup>	21348 <sup>70</sup>	41348	6195	26195	4899	224899	N/A	5
----------------	--	--	--------------------	---------------------	-------	------	-------	------	--------	-----	---

XL-7

V6 2.7L 2737cc		9	1391	21391	N/A	6195	26195	4899	224899	N/A	5
----------------	--	---	------	-------	-----	------	-------	------	--------	-----	---

2001

ESTEEM

L4 1.6L 1590cc		3	1348 <sup>53</sup>	21348 <sup>70</sup>	41348	6193	N/A	N/R	N/R	N/R	
----------------	--	---	--------------------	---------------------	-------	------	-----	-----	-----	-----	--

L4 1.8L 1790cc		4	7145	27145 <sup>70</sup>	47145	6193	N/A	N/R	N/R	N/R	
----------------	--	---	------	---------------------	-------	------	-----	-----	-----	-----	--

GRAND VITARA

V6 2.5L 2500cc		6	1391	21391	N/A	6195	26195	4899	224899	N/A	5
----------------	--	---	------	-------	-----	------	-------	------	--------	-----	---

V6 2.7L 2737cc			1348	21348	41348	6195	26195	4899	224899	N/A	
----------------	--	--	------	-------	-------	------	-------	------	--------	-----	--

SWIFT

L4 1.3L 1298cc		2	1348 <sup>53</sup>	21348 <sup>70</sup>	41348	6182	N/A	N/R	N/R	N/R	
----------------	--	---	--------------------	---------------------	-------	------	-----	-----	-----	-----	--

VITARA

L4 1.6L 1590cc		0	1348 <sup>53</sup>	21348 <sup>70</sup>	41348	6195	26195	4899	224899	N/A	5
----------------	--	---	--------------------	---------------------	-------	------	-------	------	--------	-----	---

L4 2.0L 1995cc	J20B	5	7145	27145 <sup>70</sup>	47145	6195	26195	4899	224899	N/A	5
----------------	------	---	------	---------------------	-------	------	-------	------	--------	-----	---

XL-7

V6 2.7L 2737cc		9	1391	21391	N/A	6195	26195	4899	224899	N/A	5
----------------	--	---	------	-------	-----	------	-------	------	--------	-----	---

TESLA

2023

Electric						N/S	N/S	230300	N/A	N/A	
----------	--	--	--	--	--	-----	-----	--------	-----	-----	--

N/A = Not Available N/R = Not Required N/S = Not Servicable For cabin air locator chart, see pages 5-12 See pages 13-16 for footnotes

1) ProSelect - Normal Driving - Traditional Change Intervals 2) NAPA Gold - Severe Driving - OE Recommended Intervals 3) NAPA Platinum - Harsh Driving - OE Recommend Intervals

N/A = Non disponible N/R = Non nécessaire N/S = Non réparable Voir le tableau des filtres et d'habitacle aux pages 5-12 Voir pages 13-16 pour des notes

1) NAPA ProSelect et Argent - Conduite normale - Intervalles normaux de remplacement 2) NAPA Or - Conduite difficile - Intervalles recommandés par FEO 3) NAPA Platine - Conduite très difficile - Intervalles recommandés par FEO

N/A = No disponible N/R = No requerido N/S = No Servicable Para el aire de la cabina y tabla de localización de filtro, consulte las páginas 5-12 Ver las páginas 13-16 para las notas al pie de página

1) NAPA ProSelect y Plata - Manejo normal - Intervalos normales de cambio 2) NAPA Oro - Manejo difícil - Intervalos recomendados por el OEM 3) NAPA Platino - Manejo muy difícil - Intervalos recomendados por el OEM

*Italicized Part Numbers May Not Be Available.*

Las piezas con números en *italicas* pueden no estar disponibles.  
Les numéros de pièce en *italiques* peuvent ne pas être disponibles.



Pass Car Light Truck - Oil - Air - Cabin

TESLA 2023-2016

Year/Año/Année Model/Modelo/Modèle Engine/Motor/Moteur	Eng. Code Código de motor Code moteur	VIN NIV NIV	GOLD Oil Aceite Huile	ProSelect Oil Aceite Huile	Platinum Oil Aceite Huile	GOLD Air Aire Air	ProSelect Air Aire Air	GOLD Cabin Air Cabina Aire Cabine Air	ProSelect Cabin Air Cabina Aire Cabine Air	Platinum Cabin Air Cabina Aire Cabine Air	Loc. Cabin Air Cabina Aire Cabine Air
--	---	-------------------	--------------------------------	-------------------------------------	------------------------------------	----------------------------	---------------------------------	--	---	--	--

TESLA (Cont'd/Suite)

2023 (Cont'd/Suite)

X	Electric							230488	N/A	N/A	
Y	Electric		N/S	N/S	N/A	N/S	N/S	N/A	N/A	N/A	

2022

S	Electric					N/S	N/S	230300	N/A	N/A	
X	Electric							230488	N/A	N/A	
Y	Electric		N/S	N/S	N/A	N/S	N/S	N/A	N/A	N/A	

2021

S	Electric					N/S	N/S	230300	N/A	N/A	
X	Electric							230488	N/A	N/A	
Y	Electric		N/S	N/S	N/A	N/S	N/S	N/A	N/A	N/A	

2020

S	Electric					N/S	N/S	230300	N/A	N/A	
X	Electric							230488	N/A	N/A	
Y	Electric		N/S	N/S	N/A	N/S	N/S	N/A	N/A	N/A	

2019

S	Electric					N/S	N/S	230300	N/A	N/A	
X	Electric							230488	N/A	N/A	

2018

S	Electric					N/S	N/S	230300	N/A	N/A	
X	Electric							230488	N/A	N/A	

2017

3	Electric		N/R	N/R	N/R			N/A	N/A	N/A	
S	Electric		N/R	N/R	N/R	N/R	N/R	230300	N/A	N/A	
X	Electric		N/R	N/R	N/R			230488	N/A	N/A	

2016

S	Electric		N/R	N/R	N/R	N/R	N/R	230176	N/A	N/A	
---	----------	--	-----	-----	-----	-----	-----	--------	-----	-----	--

N/A = Not Available N/R = Not Required N/S = Not Servicable For cabin air locator chart, see pages 5-12 See pages 13-16 for footnotes  
 1) ProSelect - Normal Driving - Traditional Change Intervals 2) NAPA Gold - Severe Driving - OE Recommended intervals 3) NAPA Platinum - Harsh Driving - OE Recommend Intervals  
 N/A = Non disponible N/R = Non nécessaire N/S = Non réparable Voir le tableau des filtres et d'habitacle aux pages 5-12 Voir pages 13-16 pour des notes  
 1) NAPA ProSelect et Argent - Conduite normale - Intervalles normaux de remplacement 2) NAPA Or - Conduite difficile - Intervalles recommandés par FEO 3) NAPA Platine - Conduite très difficile - Intervalles recommandés par FEO  
 N/A = No disponible N/R = No requerido N/S = No Servicable Para el aire de la cabina y tabla de localización de filtro, consulte las páginas 5-12 Ver las páginas 13-16 para las notas al pie de página  
 1) NAPA ProSelect y Plata - Manejo normal - Intervalos normales de cambio 2) NAPA Oro - Manejo difícil - Intervalos recomendados por el OEM 3) NAPA Platino - Manejo muy difícil - Intervalos recomendados por el OEM

*Italicized Part Numbers May Not Be Available.*  
 Las piezas con números en *italicas* pueden no estar disponibles.  
 Les numéros de pièce en *italiques* peuvent ne pas être disponibles.

P  
a  
s  
s  
C  
a  
r  
L  
i  
g  
h  
t  
T  
r  
u  
c  
k  
O  
i  
l  
-  
A  
i  
r  
-  
C  
a  
b  
i  
n



Year/Año/Année Model/Modelo/Modèle Engine/Motor/Moteur	Eng. Code Código de motor Code moteur	VIN NIV NIV	GOLD Oil Aceite Huile	ProSelect Oil Aceite Huile	Platinum Oil Aceite Huile	GOLD Air Aire Air	ProSelect Air Aire Air	GOLD Cabin Air Cabina Aire Cabine Air	ProSelect Cabin Air Cabina Aire Cabine Air	Platinum Cabin Air Cabina Aire Cabine Air	Loc. Cabin Air Cabina Aire Cabine Air
--	---	-------------------	--------------------------------	-------------------------------------	------------------------------------	----------------------------	---------------------------------	--	---	--	--

TESLA (Cont'd/Suite)

2016 (Cont'd/Suite)

X	Electric		N/R	N/R	N/R			230488	N/A	N/A	
---	----------	--	-----	-----	-----	--	--	--------	-----	-----	--

2015

S	Electric		N/R	N/R	N/R	N/R	N/R	230176	N/A	N/A	
---	----------	--	-----	-----	-----	-----	-----	--------	-----	-----	--

2014

S	Electric		N/R	N/R	N/R	N/R	N/R	230176	N/A	N/A	
---	----------	--	-----	-----	-----	-----	-----	--------	-----	-----	--

2013

S	Electric		N/R	N/R	N/R	N/R	N/R	230176	N/A	N/A	
---	----------	--	-----	-----	-----	-----	-----	--------	-----	-----	--

2012

S	Electric		N/R	N/R	N/R	N/R	N/R	230176	N/A	N/A	
---	----------	--	-----	-----	-----	-----	-----	--------	-----	-----	--

TOYOTA

2023

4 RUNNER

V6 4L 3956CC 241CID			7173	27173	47173	9350	29350	4483 <sup>79</sup> 4511 <sup>78</sup>	224483 <sup>79</sup> 224511 <sup>78</sup>	4234483 <sup>79</sup> N/A <sup>78</sup>	3 3
---------------------	--	--	------	-------	-------	------	-------	--	--	--	--------

bZ4X

0.0L 0CC 0CID Electric			N/S	N/S	N/A	N/S	N/S	N/A	N/A	N/A	
------------------------	--	--	-----	-----	-----	-----	-----	-----	-----	-----	--

CAMRY

L4 2.5L 2487CC			1394 <sup>53</sup>	21394 <sup>70</sup>	41394	200859	2200859	230322 <sup>78</sup> 230320 <sup>79</sup>	N/A <sup>78</sup> 2230320 <sup>79</sup>	N/A <sup>78</sup> 4230320 <sup>79</sup>	3 3
V6 3.5L 3456cc			7047	27047	47047	200859	2200859	230322 <sup>78</sup> 230320 <sup>79</sup>	N/A <sup>78</sup> 2230320 <sup>79</sup>	N/A <sup>78</sup> 4230320 <sup>79</sup>	3 3

CAMRY HYBRID

L4 2.5L 2487CC Electric/Gas	A25A-FXS		1394	21394	41394	200807	2200807	230322 <sup>78</sup> 230320 <sup>79</sup>	N/A <sup>78</sup> 2230320 <sup>79</sup>	N/A <sup>78</sup> 4230320 <sup>79</sup>	3 3
-----------------------------	----------	--	------	-------	-------	--------	---------	--	--	--	--------

C-HR

L4 2.0L			1394 <sup>425</sup> 7064 <sup>275</sup>	21394 <sup>425</sup> 27064 <sup>275</sup>	41394 <sup>425</sup> 47064 <sup>275</sup>	200807	2200807	230320 <sup>79</sup> 230369 <sup>322</sup> 230322 <sup>78</sup>	2230320 <sup>79</sup> N/A <sup>322</sup> N/A <sup>78</sup>	4230320 <sup>79</sup> N/A <sup>322</sup> N/A <sup>78</sup>	
---------	--	--	--	--	--	--------	---------	---	--	--	--

COROLLA

L4 1.8L 1800CC 110CID	2ZR-FAE		1394 <sup>53</sup>	21394 <sup>70</sup>	41394	200807	2200807	230322 230320	N/A 2230320	N/A 4230320	3 3
L4 2.0L 2000CC 122CID	M20A-FKS		1394 <sup>53</sup>	21394 <sup>70</sup>	41394	200807	2200807	230322 230320	N/A 2230320	N/A 4230320	

Corolla Cross

L4 2.0L 1987CC 122CID	M20A-FKS		100332	2100332	N/A	200807	2200807	230322	N/A	N/A	
-----------------------	----------	--	--------	---------	-----	--------	---------	--------	-----	-----	--

COROLLA Hybrid

L4 1.8L 1800CC 110CID Electric/Gas			1394 <sup>53</sup>	21394 <sup>70</sup>	41394	200000	N/A	230322 230320	N/A 2230320	N/A 4230320	
------------------------------------	--	--	--------------------	---------------------	-------	--------	-----	------------------	----------------	----------------	--

GR 86

H4 2.4L 2400CC 146CID	FA24D		100078	N/A	N/A	200807	2200807	4212	N/A	N/A	
-----------------------	-------	--	--------	-----	-----	--------	---------	------	-----	-----	--

HIGHLANDER

L4 2.5L 2487CC			100332	2100332	N/A	200807	2200807	230320 <sup>79</sup> 230322 <sup>78</sup>	2230320 <sup>79</sup> N/A <sup>78</sup>	4230320 <sup>79</sup> N/A <sup>78</sup>	
----------------	--	--	--------	---------	-----	--------	---------	--	--	--	--

N/A = Not Available N/R = Not Required N/S = Not Servicable For cabin air locator chart, see pages 5-12 See pages 13-16 for footnotes

1) ProSelect - Normal Driving - Traditional Change Intervals 2) NAPA Gold - Severe Driving - OE Recommended intervals 3) NAPA Platinum - Harsh Driving - OE Recommend Intervals

N/A = Non disponible N/R = Non nécessaire N/S = Non réparable Voir le tableau des filtres et d'habitacle aux pages 5-12 Voir pages 13-16 pour des notes

1) NAPA ProSelect et Argent - Conduite normale - Intervalles normaux de remplacement 2) NAPA Or - Conduite difficile - Intervalles recommandés par FEO 3) NAPA Platine - Conduite très difficile - Intervalles recommandés par FEO

N/A = No disponible N/R = No requerido N/S = No Servicable Para el aire de la cabina y tabla de localización de filtro, consulte las páginas 5-12 Ver las páginas 13-16 para las notas al pie de página

1) NAPA ProSelect y Plata - Manejo normal - Intervalos normales de cambio 2) NAPA Oro - Manejo difícil - Intervalos recomendados por el OEM 3) NAPA Platino - Manejo muy difícil - Intervalos recomendados por el OEM

*Italicized Part Numbers May Not Be Available.*

Las piezas con números en *italicas* pueden no estar disponibles.  
Les numéros de pièce en *italiques* peuvent ne pas être disponibles.



Pass Car Light Truck - Oil - Air - Cabin

TOYOTA 2023-2022

Year/Anio/Année Model/Modelo/Modele Engine/Motor/Moteur	Eng. Code Código de motor Code moteur	VIN NIV NIV	GOLD Oil Aceite Huile	ProSelect Oil Aceite Huile	Platinum Oil Aceite Huile	GOLD Air Aire Air	ProSelect Air Aire Air	GOLD Cabin Air Cabina Aire Cabine Air	ProSelect Cabin Air Cabina Aire Cabine Air	Platinum Cabin Air Cabina Aire Cabine Air	Loc. Cabin Air Cabina Aire Cabine Air
---	---	-------------------	--------------------------------	-------------------------------------	------------------------------------	----------------------------	---------------------------------	--	---	--	--

TOYOTA (Cont'd/Suite)

**2023** (Cont'd/Suite)

**HIGHLANDER HYBRID**

L4 2.5L 2487CC Electric/Gas	A25A-FXS		100332	2100332	N/A	200807	2200807	230322 <sup>78</sup> 230320 <sup>99</sup>	N/A <sup>78</sup> 2230320 <sup>99</sup>	N/A <sup>78</sup> 4230320 <sup>99</sup>	
-----------------------------	----------	--	--------	---------	-----	--------	---------	--	--	--	--

**MIRAI**

w / Electric/Hydrogen Eng. Electric/Gas/Hydrogen			N/R	N/R	N/R	N/S	N/S	4483 <sup>79</sup> 4511 <sup>78</sup>	224483 <sup>79</sup> 224511 <sup>78</sup>	4234483 <sup>79</sup> N/A <sup>78</sup>	
---	--	--	-----	-----	-----	-----	-----	--	--	--	--

**RAV4**

L4 2.5L 2500CC 153CID			100332	2100332	N/A	200859	2200859	230322 <sup>78</sup> 230320 <sup>99</sup>	N/A <sup>78</sup> 2230320 <sup>99</sup>	N/A <sup>78</sup> 4230320 <sup>99</sup>	
-----------------------	--	--	--------	---------	-----	--------	---------	--	--	--	--

**RAV4 Hybrid**

L4 2.5L 2487CC Electric/Gas	A25A-FXS		100332	2100332	N/A	200807	2200807	230322 <sup>78</sup> 230320 <sup>99</sup>	N/A <sup>78</sup> 2230320 <sup>99</sup>	N/A <sup>78</sup> 4230320 <sup>99</sup>	
-----------------------------	----------	--	--------	---------	-----	--------	---------	--	--	--	--

**RAV4 Prime**

L4 2.5L 2500CC 153CID			100332	2100332	N/A	200807	2200807	230322 230320	N/A 2230320	N/A 4230320	
-----------------------	--	--	--------	---------	-----	--------	---------	------------------	----------------	----------------	--

**SEQUOIA**

V6 3.5L 3444CC 210CID Turbo	V35A-FTS		7145	27145	47145	201653	N/A	N/A	N/A	N/A	
V6 3.5L 3444CC 210CID Turbo Electric/Gas	V35A-FTS		7145	27145	47145	201653	N/A	N/A	N/A	N/A	

**SUPRA**

L4 2.0L 122CID Turbo	B48B20		100358	2100358	4100358	201035	N/A	230427	2200427	N/A	
L6 3.0L 3000CC 183CID Turbo	B58B30		100342	2100342	N/A	201035	N/A	230427	2200427	N/A	

**TACOMA**

L4 2.7L 2694cc	2TRFE	X	1348 <sup>53</sup>	21348 <sup>70</sup>	41348	9155	29155	9358	229358	N/A	3
V6 3.5L			7047	27047	47047	200085	2200085	9358	229358	N/A	3

**TUNDRA**

V6 3.5L 3444CC 210CID Turbo	V35A-FTS		7145	27145	47145	201653	N/A	N/A	N/A	N/A	
V6 3.5L 3444CC 210CID Turbo Electric/Gas	V35A-FTS		7145	27145	47145	201653	N/A	N/A	N/A	N/A	

**VENZA**

L4 2.5L 2500CC 153CID			100332	2100332	N/A	200807	2200807	230320	2230320	4230320	
-----------------------	--	--	--------	---------	-----	--------	---------	--------	---------	---------	--

**2022**

**4 RUNNER**

V6 4L 3956CC 241CID			7173	27173	47173	9350	29350	4483 <sup>79</sup> 4511 <sup>78</sup>	224483 <sup>79</sup> 224511 <sup>78</sup>	4234483 <sup>79</sup> N/A <sup>78</sup>	3 3
---------------------	--	--	------	-------	-------	------	-------	--	--	--	--------

**AVALON**

L4 2.5L 2487CC		K	100332	2100332	N/A	200807	2200807	230320 <sup>99</sup> 230322 <sup>78</sup>	2230320 <sup>99</sup> N/A <sup>78</sup>	4230320 <sup>99</sup> N/A <sup>78</sup>	3 3
V6 3.5L 3456cc		K	7047	27047	47047	200859	2200859	230320 <sup>99</sup> 230322 <sup>78</sup>	2230320 <sup>99</sup> N/A <sup>78</sup>	4230320 <sup>99</sup> N/A <sup>78</sup>	3 3

**AVALON HYBRID**

L4 2.5L 2487CC Electric/Gas	A25A-FXS	K	100332	2100332	N/A	200807	2200807	230320 <sup>99</sup> 230322 <sup>78</sup>	2230320 <sup>99</sup> N/A <sup>78</sup>	4230320 <sup>99</sup> N/A <sup>78</sup>	3 3
-----------------------------	----------	---	--------	---------	-----	--------	---------	--	--	--	--------

**CAMRY**

L4 2.5L 2487CC			1394 <sup>53</sup>	21394 <sup>70</sup>	41394	200859	2200859	230322 <sup>78</sup> 230320 <sup>99</sup>	N/A <sup>78</sup> 2230320 <sup>99</sup>	N/A <sup>78</sup> 4230320 <sup>99</sup>	3 3
V6 3.5L 3456cc			7047	27047	47047	200859	2200859	230322 <sup>78</sup> 230320 <sup>99</sup>	N/A <sup>78</sup> 2230320 <sup>99</sup>	N/A <sup>78</sup> 4230320 <sup>99</sup>	3 3

**CAMRY HYBRID**

L4 2.5L 2487CC Electric/Gas	A25A-FXS		1394 <sup>53</sup>	21394 <sup>70</sup>	41394	200807	2200807	230322 <sup>78</sup> 230320 <sup>99</sup>	N/A <sup>78</sup> 2230320 <sup>99</sup>	N/A <sup>78</sup> 4230320 <sup>99</sup>	3 3
-----------------------------	----------	--	--------------------	---------------------	-------	--------	---------	--	--	--	--------

N/A = Not Available N/R = Not Required N/S = Not Servicable For cabin air locator chart, see pages 5-12 See pages 13-16 for footnotes

1) ProSelect - Normal Driving - Traditional Change Intervals 2) NAPA Gold - Severe Driving - OE Recommended intervals 3) NAPA Platinum - Harsh Driving - OE Recommend Intervals

N/A = Non disponible N/R = Non nécessaire N/S = Non réparable Voir le tableau des filtres et d'habitacle aux pages 5-12 Voir pages 13-16 pour des notes

1) NAPA ProSelect et Argent - Conduite normale - Intervalles normaux de remplacement 2) NAPA Or - Conduite difficile - Intervalles recommandés par FEO 3) NAPA Platine - Conduite très difficile - Intervalles recommandés par FEO

N/A = No disponible N/R = No requerido N/S = No Servicable Para el aire de la cabina y tabla de localización de filtro, consulte las páginas 5-12 Ver las páginas 13-16 para las notas al pie de página

1) NAPA ProSelect y Plata - Manejo normal - Intervalos normales de cambio 2) NAPA Oro - Manejo difícil - Intervalos recomendados por el OEM 3) NAPA Platino - Manejo muy difícil - Intervalos recomendados por el OEM

*Italicized Part Numbers May Not Be Available.*

Las piezas con números en *italicas* pueden no estar disponibles.

Les numéros de pièce en *italiques* peuvent ne pas être disponibles.

P  
a  
s  
s  
C  
a  
r  
L  
i  
g  
h  
t  
T  
r  
u  
c  
k  
O  
i  
l  
-  
A  
i  
r  
-  
C  
a  
b  
i  
n



TOYOTA 2022

## Pass Car Light Truck - Oil - Air - Cabin

Year/Año/Année Model/Modelo/Modele Engine/Motor/Moteur	Eng. Code Código de motor Code moteur	VIN NIV NIV	GOLD Oil Aceite Huile	ProSelect Oil Aceite Huile	Platinum Oil Aceite Huile	GOLD Air Aire Air	ProSelect Air Aire Air	GOLD Cabin Air Cabina Aire Cabine Air	ProSelect Cabin Air Cabina Aire Cabine Air	Platinum Cabin Air Cabina Aire Cabine Air	Loc. Cabin Air Cabina Aire Cabine Air
--	---	-------------------	--------------------------------	-------------------------------------	------------------------------------	----------------------------	---------------------------------	--	---	--	--

## TOYOTA (Cont'd/Suite)

2022 (Cont'd/Suite)

## C-HR

L4 2.0L			1394 <sup>425</sup> 7064 <sup>275</sup>	21394 <sup>425</sup> 27064 <sup>275</sup>	41394 <sup>425</sup> 47064 <sup>275</sup>	200807	2200807	230320 <sup>79</sup> 230369 <sup>322</sup> 230322 <sup>78</sup>	2230320 <sup>79</sup> N/A <sup>222</sup> N/A <sup>78</sup>	4230320 <sup>79</sup> N/A <sup>322</sup> N/A <sup>78</sup>	
---------	--	--	--	--	--	--------	---------	---	--	--	--

## COROLLA

L4 1.8L 1800CC 110CID	2ZR-FAE		1394 <sup>53</sup>	21394 <sup>70</sup>	41394	200807	2200807	230322 <sup>78</sup> 230320 <sup>79</sup>	N/A <sup>78</sup> 2230320 <sup>79</sup>	N/A <sup>78</sup> 4230320 <sup>79</sup>	3 3
L4 2.0L 2000CC 122CID	M20A-FKS		1394 <sup>53</sup>	21394 <sup>70</sup>	41394	200807	2200807	230322 <sup>78</sup> 230320 <sup>79</sup>	N/A <sup>78</sup> 2230320 <sup>79</sup>	N/A <sup>78</sup> 4230320 <sup>79</sup>	

## Corolla Cross

L4 2.0L 1987CC 122CID	M20A-FKS		100332	2100332	N/A	200807	2200807	230322	N/A	N/A	
-----------------------	----------	--	--------	---------	-----	--------	---------	--------	-----	-----	--

## COROLLA Hybrid

L4 1.8L 1800CC 110CID Electric/Gas			1394 <sup>53</sup>	21394 <sup>70</sup>	41394	200000	N/A	230322 <sup>78</sup> 230320 <sup>79</sup>	N/A <sup>78</sup> 2230320 <sup>79</sup>	N/A <sup>78</sup> 4230320 <sup>79</sup>	
------------------------------------	--	--	--------------------	---------------------	-------	--------	-----	--	--	--	--

## GR 86

H4 2.4L 2400CC 146CID	FA24D		100078	N/A	N/A	200807	2200807	4212	N/A	N/A	
-----------------------	-------	--	--------	-----	-----	--------	---------	------	-----	-----	--

## HIGHLANDER

V6 3.5L 3500CC 214CID	2GR-FKS		7047	27047 <sup>70</sup>	47047	200859	2200859	230322 <sup>78</sup> 230320 <sup>79</sup>	N/A <sup>78</sup> 2230320 <sup>79</sup>	N/A <sup>78</sup> 4230320 <sup>79</sup>	
-----------------------	---------	--	------	---------------------	-------	--------	---------	--	--	--	--

## HIGHLANDER HYBRID

L4 2.5L 2487CC Electric/Gas	A25A-FXS		100332	2100332	N/A	200807	2200807	230322 <sup>78</sup> 230320 <sup>79</sup>	N/A <sup>78</sup> 2230320 <sup>79</sup>	N/A <sup>78</sup> 4230320 <sup>79</sup>	
-----------------------------	----------	--	--------	---------	-----	--------	---------	--	--	--	--

## MIRAI

w / Electric/Hydrogen Eng. Electric/GasHydrogen			N/R	N/R	N/R	N/S	N/S	4483 <sup>79</sup> 4511 <sup>78</sup>	224483 <sup>79</sup> 224511 <sup>78</sup>	4234483 <sup>79</sup> N/A <sup>78</sup>	
--	--	--	-----	-----	-----	-----	-----	--	--	--	--

## PRIUS

L4 1.8L 1798cc 110 CID Electric/Gas	2ZRFXE		1394 <sup>53</sup>	21394 <sup>70</sup>	41394	200000	N/A	230320 <sup>79</sup> 230322 <sup>78</sup> 4483 <sup>79</sup>	2230320 <sup>79</sup> N/A <sup>78</sup> 224483 <sup>79</sup>	4230320 <sup>79</sup> N/A <sup>78</sup> 4234483 <sup>79</sup>	3 3 3
-------------------------------------	--------	--	--------------------	---------------------	-------	--------	-----	--	--	---	-------------

## Prius Prime

L4 1.8L 1798cc 110 CID Electric/Gas	2ZRFXE		1394 <sup>53</sup>	21394 <sup>70</sup>	41394	200000	N/A	230320 <sup>79</sup> 230322 <sup>78</sup>	2230320 <sup>79</sup> N/A <sup>78</sup>	4230320 <sup>79</sup> N/A <sup>78</sup>	3 3
-------------------------------------	--------	--	--------------------	---------------------	-------	--------	-----	--	--	--	--------

## RAV4

L4 2.5L 2500CC 153CID			100332	2100332	N/A	200859	2200859	230322 <sup>78</sup> 230320 <sup>79</sup>	N/A <sup>78</sup> 2230320 <sup>79</sup>	N/A <sup>78</sup> 4230320 <sup>79</sup>	
-----------------------	--	--	--------	---------	-----	--------	---------	--	--	--	--

## RAV4 Hybrid

L4 2.5L 2487CC Electric/Gas	A25A-FXS		100332	2100332	N/A	200807	2200807	230322 <sup>78</sup> 230320 <sup>79</sup>	N/A <sup>78</sup> 2230320 <sup>79</sup>	N/A <sup>78</sup> 4230320 <sup>79</sup>	
-----------------------------	----------	--	--------	---------	-----	--------	---------	--	--	--	--

## RAV4 Prime

L4 2.5L 2500CC 153CID			100332	2100332	N/A	200807	2200807	230322 230320	N/A 2230320	N/A 4230320	
-----------------------	--	--	--------	---------	-----	--------	---------	------------------	----------------	----------------	--

## SEQUOIA

V8 5.7L 5663cc 345 CID Flex			7041	27041	47041	200085	2200085	4483 <sup>79</sup> 4511 <sup>78</sup>	224483 <sup>79</sup> 224511 <sup>78</sup>	4234483 <sup>79</sup> N/A <sup>78</sup>	3 3
-----------------------------	--	--	------	-------	-------	--------	---------	--	--	--	--------

## SIENNA

L4 3L 2500CC 153CID			1394 <sup>53</sup>	21394 <sup>70</sup>	41394	200807	2200807	230322	N/A	N/A	
---------------------	--	--	--------------------	---------------------	-------	--------	---------	--------	-----	-----	--

## SUPRA

L4 2.0L 122CID Turbo	B48B20		100358	2100358	4100358	201035	N/A	230427	2200427	N/A	
L6 3.0L 3000CC 183CID Turbo	B58B30		100342	2100342	N/A	201035	N/A	230427	2200427	N/A	

## TACOMA

L4 2.7L 2694cc	2TRFE	X	1348 <sup>53</sup>	21348 <sup>70</sup>	41348	9155	29155	9358	229358	N/A	3
V6 3.5L			7047	27047 <sup>70</sup>	47047	200085	2200085	9358	229358	N/A	3

N/A = Not Available N/R = Not Required N/S = Not Servicable For cabin air locator chart, see pages 5-12 See pages 13-16 for footnotes

1) ProSelect - Normal Driving - Traditional Change Intervals 2) NAPA Gold - Severe Driving - OE Recommended intervals 3) NAPA Platinum - Harsh Driving - OE Recommend Intervals

N/A = Non disponible N/R = Non nécessaire N/S = Non réparable Voir le tableau des filtres et d'habitacle aux pages 5-12 Voir pages 13-16 pour des notes

1) NAPA ProSelect et Argent - Conduite normale - Intervalles normaux de remplacement 2) NAPA Or - Conduite difficile - Intervalles recommandés par FEO 3) NAPA Platine - Conduite très difficile - Intervalles recommandés par FEO

N/A = No disponible N/R = No requerido N/S = No Servicable Para el aire de la cabina y tabla de localización de filtro, consulte las páginas 5-12 Ver las páginas 13-16 para las notas al pie de página

1) NAPA ProSelect y Plata - Manejo normal - Intervalos normales de cambio 2) NAPA Oro - Manejo difícil - Intervalos recomendados por el OEM 3) NAPA Platino - Manejo muy difícil - Intervalos recomendados por el OEM

Italicized Part Numbers May Not Be Available.

Las piezas con números en *italicas* pueden no estar disponibles.  
Les numéros de pièce en *italiques* peuvent ne pas être disponibles.



## Pass Car Light Truck - Oil - Air - Cabin

TOYOTA 2022-2021

Year/Año/Année Model/Modelo/Modèle Engine/Motor/Moteur	Eng. Code Código de motor Code moteur	VIN NIV NIV	GOLD Oil Aceite Huile	ProSelect Oil Aceite Huile	Platinum Oil Aceite Huile	GOLD Air Air Air	ProSelect Air Air Air	GOLD Cabin Air Cabin Air Cabin Air	ProSelect Cabin Air Cabin Air Cabin Air	Platinum Cabin Air Cabin Air Cabin Air	Loc. Cabin Air Cabin Air Cabin Air
--	---	-------------------	--------------------------------	-------------------------------------	------------------------------------	---------------------------	--------------------------------	---	--	---	---

## TOYOTA (Cont'd/Suite)

**2022** (Cont'd/Suite)

## TUNDRA

V6 3.5L 3444CC 210CID Turbo	V35A-FTS		7145	27145	47145	201653	N/A	N/A	N/A	N/A	
V6 3.5L 3444CC 210CID Turbo Electric/Gas	V35A-FTS		7145	27145	47145	201653	N/A	N/A	N/A	N/A	

## VENZA

L4 2.5L 2500CC 153CID			100332	2100332	N/A	200807	2200807	230320	2230320	4230320	
-----------------------	--	--	--------	---------	-----	--------	---------	--------	---------	---------	--

**2021**

## 4 RUNNER

V6 4L 3956CC 241CID			7173	27173	47173	9350	29350	4483 <sup>79</sup> 4511 <sup>78</sup>	224483 <sup>79</sup> 224511 <sup>78</sup>	4234483 <sup>79</sup> N/A <sup>78</sup>	3 3
---------------------	--	--	------	-------	-------	------	-------	--	--	--	--------

## AVALON

L4 2.5L 2487CC		K	100332	2100332	N/A	200807	2200807	230320 <sup>79</sup> 230322 <sup>78</sup>	2230320 <sup>79</sup> N/A <sup>78</sup>	4230320 <sup>79</sup> N/A <sup>78</sup>	3 3
V6 3.5L 3456cc		K	7047	27047	47047	200859	2200859	230320 <sup>79</sup> 230322 <sup>78</sup>	2230320 <sup>79</sup> N/A <sup>78</sup>	4230320 <sup>79</sup> N/A <sup>78</sup>	3 3

## AVALON HYBRID

L4 2.5L 2487CC Electric/Gas	A25A-FXS	K	1394 <sup>53</sup>	21394 <sup>70</sup>	41394	200807	2200807	230320 <sup>79</sup> 230322 <sup>78</sup>	2230320 <sup>79</sup> N/A <sup>78</sup>	4230320 <sup>79</sup> N/A <sup>78</sup>	3 3
-----------------------------	----------	---	--------------------	---------------------	-------	--------	---------	--	--	--	--------

## CAMRY

L4 2.5L 2487CC			1394 <sup>53</sup>	21394 <sup>70</sup>	41394	200859	2200859	230320 <sup>79</sup> 230322 <sup>78</sup>	2230320 <sup>79</sup> N/A <sup>78</sup>	4230320 <sup>79</sup> N/A <sup>78</sup>	3 3
V6 3.5L 3456cc			7047	27047 <sup>70</sup>	47047	200859	2200859	230320 <sup>79</sup> 230322 <sup>78</sup>	2230320 <sup>79</sup> N/A <sup>78</sup>	4230320 <sup>79</sup> N/A <sup>78</sup>	3 3

## CAMRY HYBRID

L4 2.5L 2487CC Electric/Gas	A25A-FXS		1394 <sup>53</sup>	21394 <sup>70</sup>	41394	200807	2200807	230320 230322	2230320 N/A	4230320 N/A	3 3
-----------------------------	----------	--	--------------------	---------------------	-------	--------	---------	------------------	----------------	----------------	--------

## C-HR

L4 2.0L			1394 <sup>425</sup> 7064 <sup>275</sup>	21394 <sup>425</sup> 27064 <sup>275</sup>	41394 <sup>425</sup> 47064 <sup>275</sup>	200807	2200807	230320 230369 <sup>322</sup> 230322 <sup>78</sup>	2230320 N/A <sup>322</sup> N/A <sup>78</sup>	4230320 N/A <sup>322</sup> N/A <sup>78</sup>	
---------	--	--	--	--	--	--------	---------	---	--	--	--

## COROLLA

L4 1.8L 1800CC 110CID	Z2R-FAE		1394 <sup>53</sup>	21394	41394	200807	2200807	230320 <sup>79</sup> 230322 <sup>78</sup>	2230320 <sup>79</sup> N/A <sup>78</sup>	4230320 <sup>79</sup> N/A <sup>78</sup>	3 3
L4 2.0L 2000CC 122CID	M20A-FKS		1394 <sup>53</sup>	21394 <sup>70</sup>	41394	200807	2200807	230320 <sup>79</sup> 230322 <sup>78</sup>	2230320 <sup>79</sup> N/A <sup>78</sup>	4230320 <sup>79</sup> N/A <sup>78</sup>	

## COROLLA Hybrid

L4 1.8L 1800CC 110CID Electric/Gas			1394 <sup>53</sup>	21394 <sup>70</sup>	41394	200000	N/A	230320 <sup>79</sup> 230322 <sup>78</sup>	2230320 <sup>79</sup> N/A <sup>78</sup>	4230320 <sup>79</sup> N/A <sup>78</sup>	
------------------------------------	--	--	--------------------	---------------------	-------	--------	-----	--	--	--	--

## HIGHLANDER

V6 3.5L 3500CC 214CID	2GR-FKS		7047	27047	47047	200859	2200859	230320 230322 <sup>78</sup>	2230320 N/A <sup>78</sup>	4230320 N/A <sup>78</sup>	
-----------------------	---------	--	------	-------	-------	--------	---------	--------------------------------	------------------------------	------------------------------	--

## HIGHLANDER HYBRID

L4 2.5L 2487CC Electric/Gas	A25A-FXS		100332	2100332	N/A	200807	2200807	230320 <sup>79</sup> 230322 <sup>79</sup>	2230320 <sup>79</sup> N/A <sup>79</sup>	4230320 <sup>79</sup> N/A <sup>79</sup>	
-----------------------------	----------	--	--------	---------	-----	--------	---------	--	--	--	--

## LAND CRUISER

V8 5.7L 5663cc 345 CID	3URFE		7041	27041	47041	9030	N/A	4483 <sup>79</sup> 4511 <sup>78</sup>	224483 <sup>79</sup> 224511 <sup>78</sup>	4234483 <sup>79</sup> N/A <sup>78</sup>	3 3
------------------------	-------	--	------	-------	-------	------	-----	--	--	--	--------

## MIRAI

w / Electric/Hydrogen Eng. Electric/Gas/Hydrogen			N/R	N/R	N/R	N/S	N/S	4483 <sup>79</sup> 4511 <sup>78</sup>	224483 <sup>79</sup> 224511 <sup>78</sup>	4234483 <sup>79</sup> N/A <sup>78</sup>	
---	--	--	-----	-----	-----	-----	-----	--	--	--	--

## PRIUS

L4 1.8L 1798cc 110 CID Electric/Gas	Z2RFXE		1394 <sup>53</sup>	21394 <sup>70</sup>	41394	200000	N/A	230320 <sup>79</sup> 230322 <sup>78</sup> 4483 <sup>79</sup>	2230320 <sup>79</sup> N/A <sup>78</sup> 224483 <sup>79</sup>	4230320 <sup>79</sup> N/A <sup>78</sup> 4234483 <sup>79</sup>	3 3 3
-------------------------------------	--------	--	--------------------	---------------------	-------	--------	-----	--	--	---	-------------

N/A = Not Available N/R = Not Required N/S = Not Servicable For cabin air locator chart, see pages 5-12 See pages 13-16 for footnotes

1) ProSelect - Normal Driving - Traditional Change Intervals 2) NAPA Gold - Severe Driving - OE Recommended intervals 3) NAPA Platinum - Harsh Driving - OE Recommend Intervals

N/A = Non disponible N/R = Non nécessaire N/S = Non réparable Voir le tableau des filtres et d'habitacle aux pages 5-12 Voir pages 13-16 pour des notes

1) NAPA ProSelect et Argent - Conduite normale - Intervalles normaux de remplacement 2) NAPA Or - Conduite difficile - Intervalles recommandés par FEO 3) NAPA Platine - Conduite très difficile - Intervalles recommandés par FEO

N/A = No disponible N/R = No requerido N/S = No Servicable Para el aire de la cabina y tabla de localización de filtro, consulte las páginas 5-12 Ver las páginas 13-16 para las notas al pie de página

1) NAPA ProSelect y Plata - Manejo normal - Intervallos normales de cambio 2) NAPA Oro - Manejo difícil - Intervallos recomendados por el OEM 3) NAPA Platino - Manejo muy difícil - Intervallos recomendados por el OEM

Italicized Part Numbers May Not Be Available.

Las piezas con números en *italicas* pueden no estar disponibles.Les numéros de pièce en *italiques* peuvent ne pas être disponibles.





TOYOTA 2021-2020

Pass Car Light Truck - Oil - Air - Cabin

Year/Año/Année Model/Modelo/Modele Engine/Motor/Moteur	Eng. Code Código de motor Code moteur	VIN NIV NIV	GOLD Oil Aceite Huile	ProSelect Oil Aceite Huile	Platinum Oil Aceite Huile	GOLD Air Aire Air	ProSelect Air Aire Air	GOLD Cabin Air Cabina Aire Cabine Air	ProSelect Cabin Air Cabina Aire Cabine Air	Platinum Cabin Air Cabina Aire Cabine Air	Loc. Cabin Air Cabina Aire Cabine Air
--	---	-------------------	--------------------------------	-------------------------------------	------------------------------------	----------------------------	---------------------------------	--	---	--	--

## TOYOTA (Cont'd/Suite)

**2021** (Cont'd/Suite)

## PRIUS C

L4 1.5L 1497cc 91 CID Electric/Gas	1NZFXE		1394 <sup>53</sup>	21394	41394	200000	N/A	230320 <sup>79</sup> 230322 <sup>78</sup>	2230320 <sup>79</sup> N/A <sup>78</sup>	4230320 <sup>79</sup> N/A <sup>78</sup>	3 3
------------------------------------	--------	--	--------------------	-------	-------	--------	-----	--	--	--	--------

## Prius Prime

L4 1.8L 1798cc 110 CID Electric/Gas	2ZRFXE		1394 <sup>53</sup>	21394 <sup>70</sup>	41394	200000	N/A	230320 <sup>79</sup> 230322 <sup>78</sup>	2230320 <sup>79</sup> N/A <sup>78</sup>	4230320 <sup>79</sup> N/A <sup>78</sup>	3 3
-------------------------------------	--------	--	--------------------	---------------------	-------	--------	-----	--	--	--	--------

## RAV4

L4 2.5L 2500CC 153CID			100332	2100332	N/A	200859	2200859	230320 <sup>79</sup> 230322 <sup>78</sup>	2230320 <sup>79</sup> N/A <sup>78</sup>	4230320 <sup>79</sup> N/A <sup>78</sup>	
-----------------------	--	--	--------	---------	-----	--------	---------	--	--	--	--

## RAV4 Hybrid

L4 2.5L 2487CC Electric/Gas	A25A-FXS		100332	2100332	N/A	200807	2200807	230320 <sup>79</sup> 230322 <sup>78</sup>	2230320 <sup>79</sup> N/A <sup>78</sup>	4230320 <sup>79</sup> N/A <sup>78</sup>	
-----------------------------	----------	--	--------	---------	-----	--------	---------	--	--	--	--

## RAV4 Prime

L4 2.5L 2500CC 153CID			100332	2100332	N/A	200807	2200807	230320 230322	2230320 N/A	4230320 N/A	
-----------------------	--	--	--------	---------	-----	--------	---------	------------------	----------------	----------------	--

## SEQUOIA

V8 5.7L 5663cc 345 CID Flex			7041	27041	47041	200085	2200085	4483 <sup>79</sup> 4511 <sup>78</sup>	224483 <sup>79</sup> 224511 <sup>78</sup>	4234483 <sup>79</sup> N/A <sup>78</sup>	3 3
-----------------------------	--	--	------	-------	-------	--------	---------	--	--	--	--------

## SIENNA

L4 3L 2500CC 153CID			1394 <sup>53</sup>	21394 <sup>70</sup>	41394	200807	2200807	230322 <sup>78</sup>	N/A <sup>78</sup>	N/A <sup>78</sup>	
---------------------	--	--	--------------------	---------------------	-------	--------	---------	----------------------	-------------------	-------------------	--

## SUPRA

L4 2.0L 122CID Turbo	B48B20		100358	2100358	4100358	201035	N/A	230427	2200427	N/A	
L6 3.0L 3000CC 183CID Turbo	B58B30		100342	2100342	N/A	201035	N/A	230427	2200427	N/A	

## TACOMA

L4 2.7L 2694cc	2TRFE	X	1348 <sup>53</sup>	21348 <sup>70</sup>	41348	9155	29155	9358	229358	N/A	3
V6 3.5L			7047	27047	47047	200085	2200085	9358	229358	N/A	3

## TUNDRA

V8 5.7L 5700CC 348CID FLEX/			7041	27041	47041	200085	2200085	4483 <sup>79</sup> 4511 <sup>78</sup>	224483 <sup>79</sup> 224511 <sup>78</sup>	4234483 <sup>79</sup> N/A <sup>78</sup>	3 3
-----------------------------	--	--	------	-------	-------	--------	---------	--	--	--	--------

## VENZA

L4 2.5L 2500CC 153CID			100332	2100332	N/A	200807	2200807	230320 <sup>79</sup>	2230320 <sup>79</sup>	4230320 <sup>79</sup>	
-----------------------	--	--	--------	---------	-----	--------	---------	----------------------	-----------------------	-----------------------	--

**2020**

## 4 RUNNER

V6 4L 3956CC 241CID			7173	27173	47173	9350	29350	4483 <sup>79</sup> 4511 <sup>78</sup>	224483 <sup>79</sup> 224511 <sup>78</sup>	4234483 <sup>79</sup> N/A <sup>78</sup>	3 3
---------------------	--	--	------	-------	-------	------	-------	--	--	--	--------

## 86

H4 2.0L 1998cc 122 CID	FA20		7830	27830	N/A	6834	26834	4212	N/A	N/A	
------------------------	------	--	------	-------	-----	------	-------	------	-----	-----	--

## AVALON

V6 3.5L 3456cc		K	7047	27047	47047	200859	2200859	230320 <sup>79</sup> 230322 <sup>78</sup>	2230320 <sup>79</sup> N/A <sup>78</sup>	4230320 <sup>79</sup> N/A <sup>78</sup>	3 3
----------------	--	---	------	-------	-------	--------	---------	--	--	--	--------

## AVALON HYBRID

L4 2.5L 2487CC Electric/Gas	A25A-FXS	K	1394 <sup>53</sup>	21394 <sup>70</sup>	41394	200807	2200807	230320 <sup>79</sup> 230322 <sup>78</sup>	2230320 <sup>79</sup> N/A <sup>78</sup>	4230320 <sup>79</sup> N/A <sup>78</sup>	3 3
-----------------------------	----------	---	--------------------	---------------------	-------	--------	---------	--	--	--	--------

## CAMRY

L4 2.5L 2487CC			1394 <sup>53</sup>	21394 <sup>70</sup>	41394	200859	2200859	230320 <sup>79</sup> 230322 <sup>78</sup>	2230320 <sup>79</sup> N/A <sup>78</sup>	4230320 <sup>79</sup> N/A <sup>78</sup>	3 3
----------------	--	--	--------------------	---------------------	-------	--------	---------	--	--	--	--------

V6 3.5L 3456cc			7047	27047 <sup>70</sup>	47047	200859	2200859	230320 <sup>79</sup> 230322 <sup>78</sup>	2230320 <sup>79</sup> N/A <sup>78</sup>	4230320 <sup>79</sup> N/A <sup>78</sup>	3 3
----------------	--	--	------	---------------------	-------	--------	---------	--	--	--	--------

## CAMRY HYBRID

L4 2.5L 2487CC Electric/Gas	A25A-FXS		1394 <sup>53</sup>	21394 <sup>70</sup>	41394	200807	2200807	230320 230322	2230320 N/A	4230320 N/A	3 3
-----------------------------	----------	--	--------------------	---------------------	-------	--------	---------	------------------	----------------	----------------	--------

N/A = Not Available N/R = Not Required N/S = Not Servicable For cabin air locator chart, see pages 5-12 See pages 13-16 for footnotes

1) ProSelect - Normal Driving - Traditional Change Intervals 2) NAPA Gold - Severe Driving - OE Recommended intervals 3) NAPA Platinum - Harsh Driving - OE Recommend Intervals

N/A = Non disponible N/R = Non nécessaire N/S = Non réparable Voir le tableau des filtres et d'habitacle aux pages 5-12 Voir pages 13-16 pour des notes

1) NAPA ProSelect et Argent - Conduite normale - Intervalles normaux de remplacement 2) NAPA Or - Conduite difficile - Intervalles recommandés par FEO 3) NAPA Platine - Conduite très difficile - Intervalles recommandés par FEO

N/A = No disponible N/R = No requerido N/S = No Servicable Para el aire de la cabina y tabla de localización de filtro, consulte las páginas 5-12 Ver las páginas 13-16 para las notas al pie de página

1) NAPA ProSelect y Plata - Manejo normal - Intervallos normales de cambio 2) NAPA Oro - Manejo difícil - Intervallos recomendados por el OEM 3) NAPA Platino - Manejo muy difícil - Intervallos recomendados por el OEM

Italicized Part Numbers May Not Be Available.

Las piezas con números en *italicas* pueden no estar disponibles.  
Les numéros de pièce en *italiques* peuvent ne pas être disponibles.



Pass Car Light Truck - Oil - Air - Cabin

TOYOTA 2020

Year/Ano/Année Model/Modelo/Modèle Engine/Motor/Moteur	Eng. Code Código de motor Code moteur	VIN NIV NIV	GOLD Oil Aceite Huile	ProSelect Oil Aceite Huile	Platinum Oil Aceite Huile	GOLD Air Air Air	ProSelect Air Air Air	GOLD Cabin Air Cabin Air Cabin Air	ProSelect Cabin Air Cabin Air Cabin Air	Platinum Cabin Air Cabin Air Cabin Air	Loc. Cabin Air Cabin Air Cabin Air
--	---	-------------------	--------------------------------	-------------------------------------	------------------------------------	---------------------------	--------------------------------	---	--	---	---

TOYOTA (Cont'd/Suite)

**2020** (Cont'd/Suite)

C-HR

L4 2.0L			1394 <sup>425</sup> 7064 <sup>425</sup>	21394 <sup>425</sup> 27064 <sup>425</sup>	41394 <sup>425</sup> 47064 <sup>425</sup>	200807	2200807	230320 230369 <sup>422</sup> 230322 <sup>78</sup>	2230320 N/A <sup>422</sup> N/A <sup>78</sup>	4230320 N/A <sup>422</sup> N/A <sup>78</sup>	
---------	--	--	--	--	--	--------	---------	---	--	--	--

COROLLA

L4 1.8L 1800CC 110CID	2ZR-FAE		1394 <sup>53</sup>	21394	41394	200807	2200807	230320 <sup>79</sup> 230322 <sup>78</sup>	2230320 <sup>79</sup> N/A <sup>78</sup>	4230320 <sup>79</sup> N/A <sup>78</sup>	3 3
L4 2.0L 2000CC 122CID	M20A-FKS		1394 <sup>53</sup>	21394 <sup>70</sup>	41394	200807	2200807	230320 <sup>79</sup> 230322 <sup>78</sup>	2230320 <sup>79</sup> N/A <sup>78</sup>	4230320 <sup>79</sup> N/A <sup>78</sup>	

COROLLA Hybrid

L4 1.8L 1800CC 110CID Electric/Gas			1394 <sup>53</sup>	21394 <sup>70</sup>	41394	200000	N/A	230320 <sup>79</sup> 230322 <sup>78</sup>	2230320 <sup>79</sup> N/A <sup>78</sup>	4230320 <sup>79</sup> N/A <sup>78</sup>	
------------------------------------	--	--	--------------------	---------------------	-------	--------	-----	--	--	--	--

HIGHLANDER

V6 3.5L 3500CC 214CID	2GR-FKS		7047	27047	47047	200859	2200859	230320 230322 <sup>78</sup>	2230320 N/A <sup>78</sup>	4230320 N/A <sup>78</sup>	
-----------------------	---------	--	------	-------	-------	--------	---------	--------------------------------	------------------------------	------------------------------	--

HIGHLANDER HYBRID

L4 2.5L 2487CC Electric/Gas	A25A-FXS		100332	2100332	N/A	200807	2200807	230320 <sup>79</sup> 230322 <sup>79</sup>	2230320 <sup>79</sup> N/A <sup>79</sup>	4230320 <sup>79</sup> N/A <sup>79</sup>	
-----------------------------	----------	--	--------	---------	-----	--------	---------	--	--	--	--

LAND CRUISER

V8 5.7L 5663cc 345 CID	3URFE		7041	27041	47041	9030	N/A	4483 <sup>79</sup> 4511 <sup>78</sup>	224483 <sup>79</sup> 224511 <sup>78</sup>	4234483 <sup>79</sup> N/A <sup>78</sup>	3 3
------------------------	-------	--	------	-------	-------	------	-----	--	--	--	--------

MIRAI

w / Electric/Hydrogen Eng. Electric/Gas/Hydrogen			N/R	N/R	N/R	N/S	N/S	4483 <sup>79</sup> 4511 <sup>78</sup>	224483 <sup>79</sup> 224511 <sup>78</sup>	4234483 <sup>79</sup> N/A <sup>78</sup>	
---	--	--	-----	-----	-----	-----	-----	--	--	--	--

PRIUS

L4 1.8L 1798cc 110 CID Electric/Gas	2ZRFXE		1394 <sup>425</sup>	21394 <sup>425</sup>	41394 <sup>425</sup>	200000	N/A	230320 <sup>79</sup> 230322 <sup>78</sup>	2230320 <sup>79</sup> N/A <sup>78</sup>	4230320 <sup>79</sup> N/A <sup>78</sup>	3 3
-------------------------------------	--------	--	---------------------	----------------------	----------------------	--------	-----	--	--	--	--------

PRIUS C

L4 1.5L 1497cc 91 CID Electric/Gas	1NZFXE		1394 <sup>53</sup>	21394	41394	200000	N/A	4483 <sup>79</sup> 4511 <sup>78</sup>	224483 <sup>79</sup> 224511 <sup>78</sup>	4234483 <sup>79</sup> N/A <sup>78</sup>	3 3
------------------------------------	--------	--	--------------------	-------	-------	--------	-----	--	--	--	--------

Prius Prime

L4 1.8L 1798cc 110 CID Electric/Gas	2ZRFXE		1394 <sup>53</sup>	21394 <sup>70</sup>	41394	200000	N/A	230320 <sup>79</sup> 230322 <sup>78</sup>	2230320 <sup>79</sup> N/A <sup>78</sup>	4230320 <sup>79</sup> N/A <sup>78</sup>	3 3
-------------------------------------	--------	--	--------------------	---------------------	-------	--------	-----	--	--	--	--------

RAV4

L4 2.5L 2500CC 153CID			100332	2100332	N/A	200859	2200859	230320 <sup>79</sup> 230322 <sup>78</sup>	2230320 <sup>79</sup> N/A <sup>78</sup>	4230320 <sup>79</sup> N/A <sup>78</sup>	
-----------------------	--	--	--------	---------	-----	--------	---------	--	--	--	--

RAV4 Hybrid

L4 2.5L 2487CC Electric/Gas	A25A-FXS		100332	2100332	N/A	200807	2200807	230320 <sup>79</sup> 230322 <sup>78</sup>	2230320 <sup>79</sup> N/A <sup>78</sup>	4230320 <sup>79</sup> N/A <sup>78</sup>	
-----------------------------	----------	--	--------	---------	-----	--------	---------	--	--	--	--

SEQUOIA

V8 5.7L 5663cc 345 CID Flex			7041	27041	47041	200085	2200085	4483 <sup>79</sup> 4511 <sup>78</sup>	224483 <sup>79</sup> 224511 <sup>78</sup>	4234483 <sup>79</sup> N/A <sup>78</sup>	3 3
-----------------------------	--	--	------	-------	-------	--------	---------	--	--	--	--------

SIENNA

V6 3.5L 3456cc			7047	27047 <sup>70</sup>	47047	9430	29430	4483 <sup>79</sup>	224483 <sup>79</sup>	4234483 <sup>79</sup>	3
----------------	--	--	------	---------------------	-------	------	-------	--------------------	----------------------	-----------------------	---

SUPRA

L6 3.0L 3000CC 183CID Turbo	B58B30		100342	2100342	N/A	201035	N/A	230427	2200427	N/A	
-----------------------------	--------	--	--------	---------	-----	--------	-----	--------	---------	-----	--

TACOMA

L4 2.7L 2694cc	2TRFE	X	1348 <sup>53</sup>	21348 <sup>70</sup>	41348	9155	29155	9358	229358	N/A	3
V6 3.5L			7047	27047	47047	200085	2200085	9358	229358	N/A	3

TUNDRA

V8 5.7L 5700CC 348CID FLEX/			7041	27041	47041	200085	2200085	4483 <sup>79</sup> 4511 <sup>78</sup>	224483 <sup>79</sup> 224511 <sup>78</sup>	4234483 <sup>79</sup> N/A <sup>78</sup>	3 3
-----------------------------	--	--	------	-------	-------	--------	---------	--	--	--	--------

YARIS

L4 1.5L	P5		7002 <sup>53</sup>	27002	47002	200408	N/A	230267	N/A	N/A	3
---------	----	--	--------------------	-------	-------	--------	-----	--------	-----	-----	---

N/A = Not Available N/R = Not Required N/S = Not Servicable For cabin air locator chart, see pages 5-12 See pages 13-16 for footnotes

1) ProSelect - Normal Driving - Traditional Change Intervals 2) NAPA Gold - Severe Driving - OE Recommended intervals 3) NAPA Platinum - Harsh Driving - OE Recommend Intervals

N/A = Non disponible N/R = Non nécessaire N/S = Non réparable Voir le tableau des filtres et d'habitacle aux pages 5-12 Voir pages 13-16 pour des notes

1) NAPA ProSelect et Argent - Conduite normale - Intervalles normaux de remplacement 2) NAPA Or - Conduite difficile - Intervalles recommandés par FEO 3) NAPA Platine - Conduite très difficile - Intervalles recommandés par FEO

N/A = No disponible N/R = No requerido N/S = No Servicable Para el aire de la cabina y tabla de localización de filtro, consulte las páginas 5-12 Ver las páginas 13-16 para las notas al pie de página

1) NAPA ProSelect y Plata - Manejo normal - Intervalos normales de cambio 2) NAPA Oro - Manejo difícil - Intervalos recomendados por el OEM 3) NAPA Platino - Manejo muy difícil - Intervalos recomendados por el OEM

*Italicized Part Numbers May Not Be Available.*

Las piezas con números en *italicas* pueden no estar disponibles.

Les numéros de pièce en *italiques* peuvent ne pas être disponibles.

P  
a  
s  
s  
C  
a  
r  
L  
i  
g  
h  
t  
T  
r  
u  
c  
k  
O  
i  
l  
-  
A  
i  
r  
-  
C  
a  
b  
i  
n



TOYOTA 2020-2019

Pass Car Light Truck - Oil - Air - Cabin

Year/Año/Année Model/Modelo/Modele Engine/Motor/Moteur	Eng. Code Código de motor Code moteur	VIN NIV NIV	GOLD Oil Aceite Huile	ProSelect Oil Aceite Huile	Platinum Oil Aceite Huile	GOLD Air Aire Air	ProSelect Air Aire Air	GOLD Cabin Air Cabina Aire Cabine Air	ProSelect Cabin Air Cabina Aire Cabine Air	Platinum Cabin Air Cabina Aire Cabine Air	Loc. Cabin Air Cabina Aire Cabine Air
--	---	-------------------	--------------------------------	-------------------------------------	------------------------------------	----------------------------	---------------------------------	--	---	--	--

## TOYOTA (Cont'd/Suite)

**2020** (Cont'd/Suite)

## YARIS (Cont'd/Suite)

L4 1.5L 1497cc	1N3FE		1394 <sup>53</sup>	21394 <sup>70</sup>	41394	9104	29104	4483 <sup>79</sup> 4511 <sup>78</sup>	224483 <sup>79</sup> 224511 <sup>78</sup>	4234483 <sup>79</sup> N/A <sup>78</sup>	3 3
----------------	-------	--	--------------------	---------------------	-------	------	-------	--	--	--	--------

**2019**

## 4 RUNNER

V6 4L 3956CC 241CID			7173	27173	47173	9350	29350	4483 <sup>79</sup> 4511 <sup>79</sup>	224483 <sup>79</sup> 224511 <sup>79</sup>	4234483 <sup>79</sup> N/A <sup>79</sup>	3 3
---------------------	--	--	------	-------	-------	------	-------	--	--	--	--------

## 86

H4 2.0L 1998cc 122 CID	FA20		7830	27830	N/A	6834	26834	4212	N/A	N/A	
------------------------	------	--	------	-------	-----	------	-------	------	-----	-----	--

## AVALON

V6 3.5L 3456cc		K	7047	27047	47047	200859	2200859	4483 <sup>79</sup> 4511 <sup>78</sup>	224483 <sup>79</sup> 224511 <sup>78</sup>	4234483 <sup>79</sup> N/A <sup>78</sup>	3 3
----------------	--	---	------	-------	-------	--------	---------	--	--	--	--------

## AVALON HYBRID

L4 2.5L 2487CC Electric/Gas	A25A-FXS	K	100332	2100332	N/A	200807	2200807	230320 <sup>79</sup> 230322 <sup>78</sup>	2230320 <sup>79</sup> N/A <sup>78</sup>	4230320 <sup>79</sup> N/A <sup>78</sup>	3 3
-----------------------------	----------	---	--------	---------	-----	--------	---------	--	--	--	--------

## CAMRY

L4 2.5L 2487CC			1394 <sup>53</sup>	21394 <sup>70</sup>	41394	200859	2200859	230320 <sup>79</sup> 230322 <sup>78</sup>	2230320 <sup>79</sup> N/A <sup>78</sup>	4230320 <sup>79</sup> N/A <sup>78</sup>	3 3
----------------	--	--	--------------------	---------------------	-------	--------	---------	--	--	--	--------

V6 3.5L 3456cc			7047	27047 <sup>70</sup>	47047	200859	2200859	230320 <sup>79</sup> 230322 <sup>78</sup>	2230320 <sup>79</sup> N/A <sup>78</sup>	4230320 <sup>79</sup> N/A <sup>78</sup>	3 3
----------------	--	--	------	---------------------	-------	--------	---------	--	--	--	--------

## CAMRY HYBRID

L4 2.5L 2487CC Electric/Gas	A25A-FXS		1394 <sup>53</sup>	21394 <sup>70</sup>	41394	200807	2200807	230320 230322	2230320 N/A	4230320 N/A	3 3
-----------------------------	----------	--	--------------------	---------------------	-------	--------	---------	------------------	----------------	----------------	--------

## C-HR

L4 2.0L			1394 <sup>425</sup> 7064 <sup>425</sup>	21394 <sup>425</sup> 27064 <sup>425</sup>	41394 <sup>425</sup> 47064 <sup>425</sup>	200807	2200807	230320 230369 <sup>322</sup> 230322 <sup>78</sup>	2230320 N/A <sup>322</sup> N/A <sup>78</sup>	4230320 N/A <sup>322</sup> N/A <sup>78</sup>	
---------	--	--	--	--	--	--------	---------	---	--	--	--

## COROLLA

L4 1.8L 1798cc	2ZRFE/2ZRFAE		1394 <sup>53</sup>	21394	41394	9104	29104	4483 <sup>79</sup> 4511 <sup>78</sup>	224483 <sup>79</sup> 224511 <sup>78</sup>	4234483 <sup>79</sup> N/A <sup>78</sup>	3 3
----------------	--------------	--	--------------------	-------	-------	------	-------	--	--	--	--------

L4 2.0L			100332	2100332	N/A	200807	2200807	230320 <sup>79</sup> 230322 <sup>78</sup>	2230320 <sup>79</sup> N/A <sup>78</sup>	4230320 <sup>79</sup> N/A <sup>78</sup>	
---------	--	--	--------	---------	-----	--------	---------	--	--	--	--

## COROLLA HatchBack

L4 2.5L 2500CC 153CID			100332	2100332	N/A	200807	2200807	230320 230322 <sup>78</sup>	2230320 N/A <sup>78</sup>	4230320 N/A <sup>78</sup>	
-----------------------	--	--	--------	---------	-----	--------	---------	--------------------------------	------------------------------	------------------------------	--

## HIGHLANDER

L4 2.7L 2672cc 163 CID	1ARFE	A	7047	27047 <sup>70</sup>	47047	9430	29430	4483 <sup>79</sup> 4511 <sup>78</sup>	224483 <sup>79</sup> 224511 <sup>78</sup>	4234483 <sup>79</sup> N/A <sup>78</sup>	3 3
------------------------	-------	---	------	---------------------	-------	------	-------	--	--	--	--------

V6 3.5L 3456cc			7047	27047 <sup>70</sup>	47047	9430	29430	4483 <sup>79</sup> 4511 <sup>78</sup>	224483 <sup>79</sup> 224511 <sup>78</sup>	4234483 <sup>79</sup> N/A <sup>78</sup>	3 3
----------------	--	--	------	---------------------	-------	------	-------	--	--	--	--------

## HIGHLANDER HYBRID

V6 3.5L 3456cc Electric/Gas	2GRFXE		7047	27047 <sup>70</sup>	47047	200716	2200716	4483 <sup>79</sup> 4511 <sup>78</sup>	224483 <sup>79</sup> 224511 <sup>78</sup>	4234483 <sup>79</sup> N/A <sup>78</sup>	3 3
-----------------------------	--------	--	------	---------------------	-------	--------	---------	--	--	--	--------

## LAND CRUISER

V8 5.7L 5663cc 345 CID	3URFE		7041	27041	47041	9010	29010	4483 <sup>79</sup> 4511 <sup>78</sup>	224483 <sup>79</sup> 224511 <sup>78</sup>	4234483 <sup>79</sup> N/A <sup>78</sup>	3 3
------------------------	-------	--	------	-------	-------	------	-------	--	--	--	--------

## MIRAI

w / Electric/Hydrogen Eng. Electric/Gas/Hydrogen			N/R	N/R	N/R	200807	2200807	4483 <sup>79</sup> 4511 <sup>78</sup>	224483 <sup>79</sup> 224511 <sup>78</sup>	4234483 <sup>79</sup> N/A <sup>78</sup>	
---	--	--	-----	-----	-----	--------	---------	--	--	--	--

## PRIUS

L4 1.8L 1798cc 110 CID Electric/Gas	2ZRFXE		1394 <sup>425</sup> 7064 <sup>322</sup>	21394 <sup>425</sup> 27064 <sup>322</sup>	41394 <sup>425</sup> 47064 <sup>322</sup>	200000	N/A	230320 <sup>79</sup> 230322 <sup>78</sup>	2230320 <sup>79</sup> N/A <sup>78</sup>	4230320 <sup>79</sup> N/A <sup>78</sup>	3 3
-------------------------------------	--------	--	--	--	--	--------	-----	--	--	--	--------

N/A = Not Available N/R = Not Required N/S = Not Servicable For cabin air locator chart, see pages 5-12 See pages 13-16 for footnotes

1) ProSelect - Normal Driving - Traditional Change Intervals 2) NAPA Gold - Severe Driving - OE Recommended intervals 3) NAPA Platinum - Harsh Driving - OE Recommend Intervals

N/A = Non disponible N/R = Non nécessaire N/S = Non réparable Voir le tableau des filtres et d'habitacle aux pages 5-12 Voir pages 13-16 pour des notes

1) NAPA ProSelect et Argent - Conduite normale - Intervalles normaux de remplacement 2) NAPA Or - Conduite difficile - Intervalles recommandés par FEO 3) NAPA Platine - Conduite très difficile - Intervalles recommandés par FEO

N/A = No disponible N/R = No requerido N/S = No Servicable Para el aire de la cabina y tabla de localización de filtro, consulte las páginas 5-12 Ver las páginas 13-16 para las notas al pie de página

1) NAPA ProSelect y Plata - Manejo normal - Intervalos normales de cambio 2) NAPA Oro - Manejo difícil - Intervalos recomendados por el OEM 3) NAPA Platino - Manejo muy difícil - Intervalos recomendados por el OEM

Italicized Part Numbers May Not Be Available.

Las piezas con números en *italicas* pueden no estar disponibles.  
Les numéros de pièce en *italiques* peuvent ne pas être disponibles.



Pass Car Light Truck - Oil - Air - Cabin

TOYOTA 2019-2018

Year/Año/Année Model/Modelo/Modèle Engine/Motor/Moteur	Eng. Code Código de motor Code moteur	VIN NIV NIV	GOLD Oil Aceite Huile	ProSelect Oil Aceite Huile	Platinum Oil Aceite Huile	GOLD Air Aire Air	ProSelect Air Aire Air	GOLD Cabin Air Cabina Aire Cabine Air	ProSelect Cabin Air Cabina Aire Cabine Air	Platinum Cabin Air Cabina Aire Cabine Air	Loc. Cabin Air Cabina Aire Cabine Air
--	---	-------------------	--------------------------------	-------------------------------------	------------------------------------	----------------------------	---------------------------------	--	---	--	--

TOYOTA (Cont'd/Suite)

**2019** (Cont'd/Suite)

**PRIUS C**

L4 1.5L 1497cc 91 CID Electric/Gas	1NZFXE		1394 <sup>53</sup>	21394	41394	200000	N/A	230320 230322	2230320 N/A	4230320 N/A	3 3
------------------------------------	--------	--	--------------------	-------	-------	--------	-----	------------------	----------------	----------------	--------

**Prius Prime**

L4 1.8L 1798cc 110 CID Electric/Gas	2ZRFXE		1394 <sup>53</sup> 7064 <sup>53</sup>	21394 <sup>70</sup> 27064 <sup>70</sup>	41394 47064	200000	N/A	230320 <sup>79</sup> 230322 <sup>78</sup>	2230320 <sup>79</sup> N/A <sup>78</sup>	4230320 <sup>79</sup> N/A <sup>78</sup>	3 3
-------------------------------------	--------	--	--	--	----------------	--------	-----	--	--	--	--------

**RAV4**

L4 2.5L 2500CC 153CID			100332	2100332	N/A	200859	2200859	230320 <sup>79</sup> 230322 <sup>78</sup>	2230320 <sup>79</sup> N/A <sup>78</sup>	4230320 <sup>79</sup> N/A <sup>78</sup>	
-----------------------	--	--	--------	---------	-----	--------	---------	--	--	--	--

**RAV4 Hybrid**

L4 2.5L 2500CC 153CID			100332 <sup>193</sup>	2100332 <sup>193</sup>	N/A <sup>193</sup>	200807	2200807	230320 <sup>79</sup> 230322 <sup>78</sup>	2230320 <sup>79</sup> N/A <sup>78</sup>	4230320 <sup>79</sup> N/A <sup>78</sup>	
-----------------------	--	--	-----------------------	------------------------	--------------------	--------	---------	--	--	--	--

**SEQUOIA**

V8 5.7L 5663cc 345 CID Flex			7041	27041	47041	200085	2200085	4483 <sup>79</sup> 4511 <sup>78</sup>	224483 <sup>79</sup> 224511 <sup>78</sup>	4234483 <sup>79</sup> N/A <sup>78</sup>	3 3
-----------------------------	--	--	------	-------	-------	--------	---------	--	--	--	--------

**SIENNA**

V6 3.5L 3456cc			7047	27047 <sup>70</sup>	47047	9430	29430	4483 <sup>79</sup>	224483 <sup>79</sup>	4234483 <sup>79</sup>	3
----------------	--	--	------	---------------------	-------	------	-------	--------------------	----------------------	-----------------------	---

**SUPRA**

L6 3.0L 3000CC 183CID Turbo	B58B30		100342	2100342	N/A	201035	N/A	230427	2200427	N/A	
-----------------------------	--------	--	--------	---------	-----	--------	-----	--------	---------	-----	--

**TACOMA**

L4 2.7L 2694cc	2TRFE	X	1348 <sup>53</sup>	21348 <sup>70</sup>	41348	9155	29155	9358	229358	N/A	3
V6 3.5L			7047	27047	47047	200085	2200085	9358	229358	N/A	3

**TACOMA TRD Pro**

V6 3.5L			7047	27047	47047	200085	2200085	9358	229358	N/A	3
---------	--	--	------	-------	-------	--------	---------	------	--------	-----	---

**TUNDRA**

V8 4.6L 4608cc	1URFE		7041	27041	47041	200085	2200085	4483 <sup>79</sup> 4511 <sup>78</sup>	224483 <sup>79</sup> 224511 <sup>78</sup>	4234483 <sup>79</sup> N/A <sup>78</sup>	3 3
V8 5.7L 5700CC 348CID FLEX/			7041	27041	47041	200085	2200085	4483 <sup>79</sup> 4511 <sup>79</sup>	224483 <sup>79</sup> 224511 <sup>79</sup>	4234483 <sup>79</sup> N/A <sup>79</sup>	3 3

**YARIS**

L4 1.5L	P5		7002 <sup>53</sup>	27002	47002	200408	N/A	230267	N/A	N/A	3
L4 1.5L 1497cc	1NZFE		1394 <sup>53</sup>	21394 <sup>70</sup>	41394	9104	29104	4483 <sup>79</sup> 4511 <sup>78</sup>	224483 <sup>79</sup> 224511 <sup>78</sup>	4234483 <sup>79</sup> N/A <sup>78</sup>	3 3

**2018**

**4 RUNNER**

V6 4L 3956CC 241CID			7173	27173	47173	9350	29350	4483 <sup>79</sup> 4511 <sup>78</sup>	224483 <sup>79</sup> 224511 <sup>78</sup>	4234483 <sup>79</sup> N/A <sup>78</sup>	3 3
---------------------	--	--	------	-------	-------	------	-------	--	--	--	--------

**86**

H4 2.0L 1998cc 122 CID	FA20		7830	27830	N/A	6834	26834	4212	N/A	N/A	
------------------------	------	--	------	-------	-----	------	-------	------	-----	-----	--

**AVALON**

L4 2.5L 2487CC			7047	27047	47047	9310	29310	4483 <sup>79</sup> 4511 <sup>78</sup>	224483 <sup>79</sup> 224511 <sup>78</sup>	4234483 <sup>79</sup> N/A <sup>78</sup>	3 3
V6 3.5L 3456cc		K	7047	27047	47047	9430	29430	4483 <sup>79</sup> 4511 <sup>78</sup>	224483 <sup>79</sup> 224511 <sup>78</sup>	4234483 <sup>79</sup> N/A <sup>78</sup>	3 3

**AVALON HYBRID**

L4 2.5L 2487CC Electric/Gas	A25A-FXS	K	7047	27047	47047	9310	29310	4483 <sup>79</sup> 4511 <sup>78</sup>	224483 <sup>79</sup> 224511 <sup>78</sup>	4234483 <sup>79</sup> N/A <sup>78</sup>	3 3
-----------------------------	----------	---	------	-------	-------	------	-------	--	--	--	--------

**AVANZA**

L4 1.5L (Mex.)			1394 <sup>53</sup>	21394 <sup>70</sup>	41394	200125	2200125	N/S	N/S	N/A	
----------------	--	--	--------------------	---------------------	-------	--------	---------	-----	-----	-----	--

**CAMRY**

L4 2.5L 2487CC			1394 <sup>53</sup>	21394 <sup>70</sup>	41394	200859	2200859	230320 <sup>79</sup> 230322 <sup>78</sup>	2230320 <sup>79</sup> N/A <sup>78</sup>	4230320 <sup>79</sup> N/A <sup>78</sup>	3 3
----------------	--	--	--------------------	---------------------	-------	--------	---------	--	--	--	--------

N/A = Not Available N/R = Not Required N/S = Not Servicable For cabin air locator chart, see pages 5-12 See pages 13-16 for footnotes

1) ProSelect - Normal Driving - Traditional Change Intervals 2) NAPA Gold - Severe Driving - OE Recommended intervals 3) NAPA Platinum - Harsh Driving - OE Recommend Intervals

N/A = Non disponible N/R = Non nécessaire N/S = Non réparable Voir le tableau des filtres et d'habitacle aux pages 5-12 Voir pages 13-16 pour des notes

1) NAPA ProSelect et Argent - Conduite normale - Intervalles normaux de remplacement 2) NAPA Or - Conduite difficile - Intervalles recommandés par FEO 3) NAPA Platine - Conduite très difficile - Intervalles recommandés par FEO

N/A = No disponible N/R = No requerido N/S = No Servicable Para el aire de la cabina y tabla de localización de filtro, consulte las páginas 5-12 Ver las páginas 13-16 para las notas al pie de página

1) NAPA ProSelect y Plata - Manejo normal - Intervalos normales de cambio 2) NAPA Oro - Manejo difícil - Intervalos recomendados por el OEM 3) NAPA Platino - Manejo muy difícil - Intervalos recomendados por el OEM

*Italicized Part Numbers May Not Be Available.*

Las piezas con números en *italicas* pueden no estar disponibles.

Les numéros de pièce en *italiques* peuvent ne pas être disponibles.

P  
a  
s  
s  
C  
a  
r  
L  
i  
g  
h  
t  
T  
r  
u  
c  
k  
O  
i  
l  
-  
A  
i  
r  
-  
C  
a  
b  
i  
n



TOYOTA 2018

Pass Car Light Truck - Oil - Air - Cabin

Year/Año/Année Model/Modelo/Modèle Engine/Motor/Moteur	Eng. Code Código de motor Code moteur	VIN NIV NIV	GOLD Oil Aceite Huile	ProSelect Oil Aceite Huile	Platinum Oil Aceite Huile	GOLD Air Aire Air	ProSelect Air Aire Air	GOLD Cabin Air Cabina Aire Cabine Air	ProSelect Cabin Air Cabina Aire Cabine Air	Platinum Cabin Air Cabina Aire Cabine Air	Loc. Cabin Air Cabina Aire Cabine Air
--	---	-------------------	--------------------------------	-------------------------------------	------------------------------------	----------------------------	---------------------------------	--	---	--	--

## TOYOTA (Cont'd/Suite)

2018 (Cont'd/Suite)

## CAMRY (Cont'd/Suite)

V6 3.5L 3456cc			7047	27047 <sup>70</sup>	47047	200859	2200859	230320 <sup>79</sup> 230322 <sup>78</sup>	2230320 <sup>79</sup> N/A <sup>78</sup>	4230320 <sup>79</sup> N/A <sup>78</sup>	3 3
----------------	--	--	------	---------------------	-------	--------	---------	--	--	--	--------

## CAMRY HYBRID

L4 2.5L 2487CC Electric/Gas	A25A-FXS		1394 <sup>53</sup>	21394 <sup>70</sup>	41394	200807	2200807	230320 230322	2230320 N/A	4230320 N/A	3 3
-----------------------------	----------	--	--------------------	---------------------	-------	--------	---------	------------------	----------------	----------------	--------

## C-HR

L4 2.0L			7064 1394 <sup>425</sup>	27064 21394 <sup>425</sup>	47064 41394 <sup>425</sup>	200807	2200807	230369	N/A	N/A	
---------	--	--	-----------------------------	-------------------------------	-------------------------------	--------	---------	--------	-----	-----	--

## COROLLA

L4 1.8L 1798cc	2ZRFE/2ZRFAE		7064 1394 <sup>53</sup>	27064 21394	47064 41394	9104	29104	4483 <sup>79</sup> 4511 <sup>78</sup>	224483 <sup>79</sup> 224511 <sup>78</sup>	4234483 <sup>79</sup> N/A <sup>78</sup>	3 3
----------------	--------------	--	----------------------------	----------------	----------------	------	-------	--	--	--	--------

## COROLLA iM

L4 1.8L 1798cc	2ZRFAE		7064 (Cart.) 1394 <sup>53</sup> (Spin-on)	27064 (Cart.) 21394 (Spin-on)	47064 (Cart.) 41394 (Spin-on)	9104	29104	4511 <sup>78</sup>	224511 <sup>78</sup>	N/A <sup>78</sup>	
----------------	--------	--	--	--	--	------	-------	--------------------	----------------------	-------------------	--

## HIGHLANDER

L4 2.7L 2672cc 163 CID	1ARFE	A	7047	27047 <sup>70</sup>	47047	9430	29430	4483 <sup>79</sup> 4511 <sup>78</sup>	224483 <sup>79</sup> 224511 <sup>78</sup>	4234483 <sup>79</sup> N/A <sup>78</sup>	3 3
V6 3.5L 3456cc			7047	27047 <sup>70</sup>	47047	9430	29430	4483 <sup>79</sup> 4511 <sup>78</sup>	224483 <sup>79</sup> 224511 <sup>78</sup>	4234483 <sup>79</sup> N/A <sup>78</sup>	3 3

## HIGHLANDER HYBRID

V6 3.5L 3456cc Electric/Gas	2GRFXE		7047	27047 <sup>70</sup>	47047	200716	2200716	4483 <sup>79</sup> 4511 <sup>78</sup>	224483 <sup>79</sup> 224511 <sup>78</sup>	4234483 <sup>79</sup> N/A <sup>78</sup>	3 3
-----------------------------	--------	--	------	---------------------	-------	--------	---------	--	--	--	--------

## LAND CRUISER

V8 5.7L 5663cc 345 CID	3URFE		7041	27041	47041	9010	29010	4483 <sup>79</sup> 4511 <sup>78</sup>	224483 <sup>79</sup> 224511 <sup>78</sup>	4234483 <sup>79</sup> N/A <sup>78</sup>	3 3
------------------------	-------	--	------	-------	-------	------	-------	--	--	--	--------

## MIRAI

w / Electric/Hydrogen Eng. Electric/GasHydrogen			N/R	N/R	N/R	200807	2200807	4483 <sup>79</sup> 4511 <sup>78</sup>	224483 <sup>79</sup> 224511 <sup>78</sup>	4234483 <sup>79</sup> N/A <sup>78</sup>	
--	--	--	-----	-----	-----	--------	---------	--	--	--	--

## PRIUS

L4 1.8L 1798cc 110 CID Electric/Gas	2ZRFXE		1394 <sup>425</sup> 7064 <sup>32</sup>	21394 <sup>425</sup> 27064 <sup>32</sup>	41394 <sup>425</sup> 47064 <sup>32</sup>	200000	N/A	230320 <sup>79</sup> 230322 <sup>78</sup>	2230320 <sup>79</sup> N/A <sup>78</sup>	4230320 <sup>79</sup> N/A <sup>78</sup>	3 3
-------------------------------------	--------	--	---	---	---	--------	-----	--	--	--	--------

## PRIUS C

L4 1.5L 1497cc 91 CID Electric/Gas	1NZFXE		1394 <sup>53</sup>	21394	41394	200000	N/A	230320 <sup>79</sup> 230322 <sup>78</sup>	2230320 <sup>79</sup> N/A <sup>78</sup>	4230320 <sup>79</sup> N/A <sup>78</sup>	3 3
------------------------------------	--------	--	--------------------	-------	-------	--------	-----	--	--	--	--------

## Prius Prime

L4 1.8L 1798cc 110 CID Electric/Gas	2ZRFXE		1394 <sup>53</sup> 7064 <sup>32</sup>	21394 <sup>70</sup> 27064 <sup>32</sup>	41394 <sup>425</sup> 47064 <sup>32</sup>	200000	N/A	230320 <sup>79</sup> 230322 <sup>78</sup>	2230320 <sup>79</sup> N/A <sup>78</sup>	4230320 <sup>79</sup> N/A <sup>78</sup>	3 3
-------------------------------------	--------	--	--	--	---	--------	-----	--	--	--	--------

## RAV4

L4 2.5L 2487CC			7047	27047 <sup>70</sup>	47047	9310	29310	4483 <sup>79</sup> 4511 <sup>78</sup>	224483 <sup>79</sup> 224511 <sup>78</sup>	4234483 <sup>79</sup> N/A <sup>78</sup>	3 3
L4 2.5L 2487CC Electric/Gas	A25A-FXS		7047	27047 <sup>70</sup>	47047	9320	29320	4483 <sup>79</sup> 4511 <sup>78</sup>	224483 <sup>79</sup> 224511 <sup>78</sup>	4234483 <sup>79</sup> N/A <sup>78</sup>	3 3

## SEQUOIA

V8 5.7L 5663cc 345 CID	3URFE		7041	27041	47041	200085	2200085	4483 <sup>79</sup> 4511 <sup>78</sup>	224483 <sup>79</sup> 224511 <sup>78</sup>	4234483 <sup>79</sup> N/A <sup>78</sup>	3 3
V8 5.7L 5663cc 345 CID Flex			7041	27041	47041	200085	2200085	4483 <sup>79</sup> 4511 <sup>78</sup>	224483 <sup>79</sup> 224511 <sup>78</sup>	4234483 <sup>79</sup> N/A <sup>78</sup>	3 3

## SIENNA

V6 3.5L 3456cc			7047	27047 <sup>70</sup>	47047	9430	29430	4483 <sup>79</sup>	224483 <sup>79</sup>	4234483 <sup>79</sup>	3
----------------	--	--	------	---------------------	-------	------	-------	--------------------	----------------------	-----------------------	---

## TACOMA

L4 2.7L 2694cc	2TRFE	X	1348 <sup>53</sup>	21348 <sup>70</sup>	41348	9155	29155	9358	229358	N/A	3
----------------	-------	---	--------------------	---------------------	-------	------	-------	------	--------	-----	---

N/A = Not Available N/R = Not Required N/S = Not Servicable For cabin air locator chart, see pages 5-12 See pages 13-16 for footnotes

1) ProSelect - Normal Driving - Traditional Change Intervals 2) NAPA Gold - Severe Driving - OE Recommended intervals 3) NAPA Platinum - Harsh Driving - OE Recommend Intervals

N/A = Non disponible N/R = Non nécessaire N/S = Non réparable Voir le tableau des filtres et d'habitacle aux pages 5-12 Voir pages 13-16 pour des notes

1) NAPA ProSelect et Argent - Conduite normale - Intervalles normaux de remplacement 2) NAPA Or - Conduite difficile - Intervalles recommandés par FEO 3) NAPA Platine - Conduite très difficile - Intervalles recommandés par FEO

N/A = No disponible N/R = No requerido N/S = No Servicable Para el aire de la cabina y tabla de localización de filtro, consulte las páginas 5-12 Ver las páginas 13-16 para las notas al pie de página

1) NAPA ProSelect y Plata - Manejo normal - Intervalos normales de cambio 2) NAPA Oro - Manejo difícil - Intervalos recomendados por el OEM 3) NAPA Platino - Manejo muy difícil - Intervalos recomendados por el OEM

Italicized Part Numbers May Not Be Available.

Las piezas con números en *italicas* pueden no estar disponibles.  
Les numéros de pièce en *italiques* peuvent ne pas être disponibles.



Pass Car Light Truck - Oil - Air - Cabin

TOYOTA 2018-2017

Year/Año/Année Model/Modelo/Modèle Engine/Motor/Moteur	Eng. Code Código de motor Code moteur	VIN NIV NIV	GOLD Oil Aceite Huile	ProSelect Oil Aceite Huile	Platinum Oil Aceite Huile	GOLD Air Aire Air	ProSelect Air Aire Air	GOLD Cabin Air Cabina Aire Cabine Air	ProSelect Cabin Air Cabina Aire Cabine Air	Platinum Cabin Air Cabina Aire Cabine Air	Loc. Cabin Air Cabina Aire Cabine Air
--	---	-------------------	--------------------------------	-------------------------------------	------------------------------------	----------------------------	---------------------------------	--	---	--	--

TOYOTA (Cont'd/Suite)

**2018** (Cont'd/Suite)

TACOMA (Cont'd/Suite)

V6 3.5L			7047	27047	47047	200085	2200085	9358	229358	N/A	3
---------	--	--	------	-------	-------	--------	---------	------	--------	-----	---

TACOMA TRD Pro

V6 3.5L			7047	27047	47047	200085	2200085	9358	229358	N/A	3
---------	--	--	------	-------	-------	--------	---------	------	--------	-----	---

TUNDRA

V8 4.6L 4608cc	1URFE		7041	27041	47041	200085	2200085	4483 <sup>79</sup> 4511 <sup>78</sup>	224483 <sup>79</sup> 224511 <sup>78</sup>	4234483 <sup>79</sup> N/A <sup>78</sup>	3 3
V8 5.7L 5700CC 348CID FLEX/			7041	27041	47041	200085	2200085	4483 <sup>79</sup> 4511 <sup>78</sup>	224483 <sup>79</sup> 224511 <sup>78</sup>	4234483 <sup>79</sup> N/A <sup>78</sup>	3 3

YARIS

L4 1.5L	P5		7002 <sup>53</sup>	27002	47002	200408	N/A	230267	N/A	N/A	3
L4 1.5L 1497cc	1NZFE		1394 <sup>53</sup>	21394 <sup>70</sup>	41394	9104	29104	4483 <sup>79</sup> 4511 <sup>78</sup>	224483 <sup>79</sup> 224511 <sup>78</sup>	4234483 <sup>79</sup> N/A <sup>78</sup>	3 3

YARIS iA

L4 1.5L 1			7002	27002	47002	200408	N/A	230267	N/A	N/A	
-----------	--	--	------	-------	-------	--------	-----	--------	-----	-----	--

**2017**

4 RUNNER

V6 4.0L 3956CC 241CID		U	7173	27173	47173	9350	29350	4483 <sup>79</sup> 4511 <sup>78</sup>	224483 <sup>79</sup> 224511 <sup>78</sup>	4234483 <sup>79</sup> N/A <sup>78</sup>	3 3
-----------------------	--	---	------	-------	-------	------	-------	--	--	--	--------

86

H4 2.0L 1998cc 122 CID	FA20		7830	27830	N/A	6834	26834	4212	N/A	N/A	
------------------------	------	--	------	-------	-----	------	-------	------	-----	-----	--

AVALON

V6 3.5L 3456cc		K	7047	27047 <sup>70</sup>	47047	9430	29430	4483 <sup>79</sup> 4511 <sup>78</sup>	224483 <sup>79</sup> 224511 <sup>78</sup>	4234483 <sup>79</sup> N/A <sup>78</sup>	3 3
----------------	--	---	------	---------------------	-------	------	-------	--	--	--	--------

AVALON HYBRID

L4 2.5L 2487CC Electric/Gas	A25A-FXS	K	7047	27047	47047	9310	29310	4483 <sup>79</sup> 4511 <sup>78</sup>	224483 <sup>79</sup> 224511 <sup>78</sup>	4234483 <sup>79</sup> N/A <sup>78</sup>	3 3
-----------------------------	----------	---	------	-------	-------	------	-------	--	--	--	--------

AVANZA

L4 1.5L (Mex.)			1394 <sup>53</sup>	21394 <sup>70</sup>	41394	200125	2200125	N/S	N/S	N/A	
----------------	--	--	--------------------	---------------------	-------	--------	---------	-----	-----	-----	--

CAMRY

L4 2.5L 2487CC			7047	27047 <sup>70</sup>	47047	9223	29223	4483 <sup>79</sup>	224483 <sup>79</sup>	4234483 <sup>79</sup>	3
V6 3.5L 3456cc			7047	27047 <sup>70</sup>	47047	9430	29430	4483 <sup>79</sup>	224483 <sup>79</sup>	4234483 <sup>79</sup>	3

CAMRY HYBRID

L4 2.5L 2487CC Electric/Gas	A25A-FXS		7047	27047	47047	9310	29310	4483 <sup>79</sup>	224483 <sup>79</sup>	4234483 <sup>79</sup>	3
-----------------------------	----------	--	------	-------	-------	------	-------	--------------------	----------------------	-----------------------	---

COROLLA

L4 1.8L 1798cc	2ZRFE/2ZRFAE		7064 1394 <sup>53</sup>	27064 21394	47064 41394	9104	29104	4483 <sup>79</sup> 4511 <sup>78</sup>	224483 <sup>79</sup> 224511 <sup>78</sup>	4234483 <sup>79</sup> N/A <sup>78</sup>	3 3
----------------	--------------	--	----------------------------	----------------	----------------	------	-------	--	--	--	--------

COROLLA iM

L4 1.8L 1798cc	2ZRFAE		7064 (Cart.) 1394 <sup>53</sup> (Spin-on)	27064 (Cart.) 21394 (Spin-on)	47064 (Cart.) 41394 (Spin-on)	9104	29104	4483 <sup>79</sup>	224483 <sup>79</sup>	4234483 <sup>79</sup>	
----------------	--------	--	--	--	--	------	-------	--------------------	----------------------	-----------------------	--

HIGHLANDER

L4 2.7L 2672cc 163 CID	1ARFE	A	7047	27047 <sup>70</sup>	47047	9430	29430	4483 <sup>79</sup> 4511 <sup>78</sup>	224483 <sup>79</sup> 224511 <sup>78</sup>	4234483 <sup>79</sup> N/A <sup>78</sup>	3 3
V6 3.5L 3456cc			7047	27047 <sup>70</sup>	47047	9430	29430	4483 <sup>79</sup> 4511 <sup>78</sup>	224483 <sup>79</sup> 224511 <sup>78</sup>	4234483 <sup>79</sup> N/A <sup>78</sup>	3 3

HIGHLANDER HYBRID

V6 3.5L 3456cc Electric/Gas	2GRFXE		7047	27047 <sup>70</sup>	47047	200716	2200716	4483 <sup>79</sup> 4511 <sup>78</sup>	224483 <sup>79</sup> 224511 <sup>78</sup>	4234483 <sup>79</sup> N/A <sup>78</sup>	3 3
-----------------------------	--------	--	------	---------------------	-------	--------	---------	--	--	--	--------

HILUX

L4 2.7L 2694cc (Mex.)			1348 <sup>53</sup>	21348 <sup>70</sup>	41348	N/A	N/A	N/A	N/A	N/A	
-----------------------	--	--	--------------------	---------------------	-------	-----	-----	-----	-----	-----	--

N/A = Not Available N/R = Not Required N/S = Not Servicable For cabin air locator chart, see pages 5-12 See pages 13-16 for footnotes

1) ProSelect - Normal Driving - Traditional Change Intervals 2) NAPA Gold - Severe Driving - OE Recommended intervals 3) NAPA Platinum - Harsh Driving - OE Recommend Intervals

N/A = Non disponible N/R = Non nécessaire N/S = Non réparable Voir le tableau des filtres et d'habitacle aux pages 5-12 Voir pages 13-16 pour des notes

1) NAPA ProSelect et Argent - Conduite normale - Intervalles normaux de remplacement 2) NAPA Or - Conduite difficile - Intervalles recommandés par FEO 3) NAPA Platine - Conduite très difficile - Intervalles recommandés par FEO

N/A = No disponible N/R = No requerido N/S = No Servicable Para el aire de la cabina y tabla de localización de filtro, consulte las páginas 5-12 Ver las páginas 13-16 para las notas al pie de página

1) NAPA ProSelect y Plata - Manejo normal - Intervalles normales de cambio 2) NAPA Oro - Manejo difícil - Intervalles recomendados por el OEM 3) NAPA Platino - Manejo muy difícil - Intervalles recomendados por el OEM

*Italicized Part Numbers May Not Be Available.*

Las piezas con números en *italicas* pueden no estar disponibles.

Les numéros de pièce en *italiques* peuvent ne pas être disponibles.

P  
a  
s  
s  
C  
a  
r  
L  
i  
g  
h  
t  
T  
r  
u  
c  
k  
O  
i  
l  
-  
A  
i  
r  
-  
C  
a  
b  
i  
n



TOYOTA 2017

## Pass Car Light Truck - Oil - Air - Cabin

Year/Año/Année Model/Modelo/Modele Engine/Motor/Moteur	Eng. Code Código de motor Code moteur	VIN NIV NIV	GOLD Oil Aceite Huile	ProSelect Oil Aceite Huile	Platinum Oil Aceite Huile	GOLD Air Aire Air	ProSelect Air Aire Air	GOLD Cabin Air Cabina Aire Cabine Air	ProSelect Cabin Air Cabina Aire Cabine Air	Platinum Cabin Air Cabina Aire Cabine Air	Loc. Cabin Air Cabina Aire Cabine Air
--	---	-------------------	--------------------------------	-------------------------------------	------------------------------------	----------------------------	---------------------------------	--	---	--	--

## TOYOTA (Cont'd/Suite)

2017 (Cont'd/Suite)

## LAND CRUISER

V8 5.7L 5663cc 345 CID	3URFE		7041	27041	47041	9030	N/A	4483 <sup>79</sup> 4511 <sup>78</sup>	224483 <sup>79</sup> 224511 <sup>78</sup>	4234483 <sup>79</sup> N/A <sup>78</sup>	3 3
------------------------	-------	--	------	-------	-------	------	-----	--	--	--	--------

## MIRAI

w / Electric/Hydrogen Eng. Electric/Gas/Hydrogen			N/R	N/R	N/R	200807	2200807	4483 <sup>79</sup> 4511 <sup>78</sup>	224483 <sup>79</sup> 224511 <sup>78</sup>	4234483 <sup>79</sup> N/A <sup>78</sup>	
---	--	--	-----	-----	-----	--------	---------	--	--	--	--

## PRIUS

L4 1.8L 1798cc 110 CID Electric/Gas	2ZRFXE	N	7064	27064	47064	200000	N/A	230320 <sup>79</sup> 230322 <sup>78</sup>	2230320 <sup>79</sup> N/A <sup>78</sup>	4230320 <sup>79</sup> N/A <sup>78</sup>	3 3
-------------------------------------	--------	---	------	-------	-------	--------	-----	--	--	--	--------

## PRIUS C

L4 1.5L 1497cc 91 CID Electric/Gas	1NZFXE		1394 <sup>53</sup>	21394	41394	200000	N/A	230320 <sup>79</sup> 230322 <sup>79</sup>	2230320 <sup>79</sup> N/A <sup>79</sup>	4230320 <sup>79</sup> N/A <sup>79</sup>	3 3
------------------------------------	--------	--	--------------------	-------	-------	--------	-----	--	--	--	--------

## Prius Prime

L4 1.8L 1798cc 110 CID Electric/Gas	2ZRFXE	N	1394 <sup>53</sup> 7064 <sup>53</sup>	21394 <sup>70</sup> 27064 <sup>70</sup>	41394 47064	200000	N/A	230320 230322 <sup>78</sup>	2230320 N/A <sup>78</sup>	4230320 N/A <sup>78</sup>	3 3
-------------------------------------	--------	---	--	--	----------------	--------	-----	--------------------------------	------------------------------	------------------------------	--------

## PRIUS V

L4 1.8L 1798cc 110 CID Electric/Gas	2ZRFXE	N	7064	27064	47064	9320	29320	230320 230322	2230320 N/A	4230320 N/A	3 3
-------------------------------------	--------	---	------	-------	-------	------	-------	------------------	----------------	----------------	--------

## RAV4

L4 2.5L 2487CC		F	7047	27047 <sup>70</sup>	47047	9310	29310	4483 <sup>79</sup> 4511 <sup>78</sup>	224483 <sup>79</sup> 224511 <sup>78</sup>	4234483 <sup>79</sup> N/A <sup>78</sup>	3 3
L4 2.5L 2487CC Electric/Gas	A25A-FXS	F	7047	27047 <sup>70</sup>	47047	9320	29320	4483 <sup>79</sup> 4511 <sup>78</sup>	224483 <sup>79</sup> 224511 <sup>78</sup>	4234483 <sup>79</sup> N/A <sup>78</sup>	3 3

## RAV4 Hybrid

L4 2.5L 2500CC 153CID			7047	27047	47047	9320	29320	4483 <sup>79</sup>	224483 <sup>79</sup>	4234483 <sup>79</sup>	3
-----------------------	--	--	------	-------	-------	------	-------	--------------------	----------------------	-----------------------	---

## SEQUOIA

V8 5.7L 5663cc 345 CID	3URFE	Y	7041	27041	47041	200085	2200085	4483 <sup>79</sup> 4511 <sup>78</sup>	224483 <sup>79</sup> 224511 <sup>78</sup>	4234483 <sup>79</sup> N/A <sup>78</sup>	3 3
V8 5.7L 5663cc 345 CID Flex		W	7041	27041	47041	200085	2200085	4483 <sup>79</sup> 4511 <sup>78</sup>	224483 <sup>79</sup> 224511 <sup>78</sup>	4234483 <sup>79</sup> N/A <sup>78</sup>	3 3

## SIENNA

V6 3.5L 3456cc		K	7047	27047 <sup>70</sup>	47047	9430	29430	4483 <sup>79</sup>	224483 <sup>79</sup>	4234483 <sup>79</sup>	3
----------------	--	---	------	---------------------	-------	------	-------	--------------------	----------------------	-----------------------	---

## TACOMA

L4 2.7L 2694cc	2TRFE	X	1348 <sup>53</sup>	21348 <sup>70</sup>	41348	9155	29155	9358	229358	N/A	3
V6 3.5L			7047	27047	47047	200085	2200085	9358	229358	N/A	3

## TACOMA TRD Pro

V6 3.5L			7047	27047	47047	200085	2200085	9358	229358	N/A	3
---------	--	--	------	-------	-------	--------	---------	------	--------	-----	---

## TUNDRA

V8 4.6L 4608cc	1URFE		7041	27041	47041	200085	2200085	4483 <sup>79</sup> 4511 <sup>78</sup>	224483 <sup>79</sup> 224511 <sup>78</sup>	4234483 <sup>79</sup> N/A <sup>78</sup>	3 3
V8 5.7L 5663cc 345 CID	3URFE		7041	27041	47041	200085	2200085	4483 <sup>79</sup> 4511 <sup>78</sup>	224483 <sup>79</sup> 224511 <sup>78</sup>	4234483 <sup>79</sup> N/A <sup>78</sup>	3 3
V8 5.7L 5663cc 345 CID Flex			7041	27041	47041	200085	2200085	4483 <sup>79</sup> 4511 <sup>78</sup>	224483 <sup>79</sup> 224511 <sup>78</sup>	4234483 <sup>79</sup> N/A <sup>78</sup>	3 3

## YARIS

L4 1.5L	P5		7002 <sup>53</sup>	27002	47002	200408	N/A	230267	N/A	N/A	3
L4 1.5L 1497cc	1NZFE		1394 <sup>53</sup>	21394 <sup>70</sup>	41394	9104	29104	4483 <sup>79</sup> 4511 <sup>78</sup>	224483 <sup>79</sup> 224511 <sup>78</sup>	4234483 <sup>79</sup> N/A <sup>78</sup>	3 3

## YARIS iA

L4 1.5L 1			7002	27002	47002	200408	N/A	230267	N/A	N/A	
-----------	--	--	------	-------	-------	--------	-----	--------	-----	-----	--

N/A = Not Available N/R = Not Required N/S = Not Servicable For cabin air locator chart, see pages 5-12 See pages 13-16 for footnotes

1) ProSelect - Normal Driving - Traditional Change Intervals 2) NAPA Gold - Severe Driving - OE Recommended intervals 3) NAPA Platinum - Harsh Driving - OE Recommend Intervals

1) N/A = Non disponible N/R = Non nécessaire N/S = Non réparable Voir le tableau des filtres et d'habitacle aux pages 5-12 Voir pages 13-16 pour des notes

1) NAPA ProSelect et Argent - Conduite normale - Intervalles normaux de remplacement 2) NAPA Or - Conduite difficile - Intervalles recommandés par FEO 3) NAPA Platine - Conduite très difficile - Intervalles recommandés par FEO

N/A = No disponible N/R = No requerido N/S = No Servicable Para el aire de la cabina y tabla de localización de filtro, consulte las páginas 5-12 Ver las páginas 13-16 para las notas al pie de página

1) NAPA ProSelect y Plata - Manejo normal - Intervalos normales de cambio 2) NAPA Oro - Manejo difícil - Intervalos recomendados por el OEM 3) NAPA Platino - Manejo muy difícil - Intervalos recomendados por el OEM

Italicized Part Numbers May Not Be Available.

Las piezas con números en *italicas* pueden no estar disponibles.  
Les numéros de pièce en *italiques* peuvent ne pas être disponibles.





## Pass Car Light Truck - Oil - Air - Cabin

TOYOTA 2016

Year/Año/Année Model/Modelo/Modele Engine/Motor/Moteur	Eng. Code Código de motor Code moteur	VIN NIV NIV	GOLD Oil Aceite Huile	ProSelect Oil Aceite Huile	Platinum Oil Aceite Huile	GOLD Air Aire Air	ProSelect Air Aire Air	GOLD Cabin Air Cabina Aire Cabine Air	ProSelect Cabin Air Cabina Aire Cabine Air	Platinum Cabin Air Cabina Aire Cabine Air	Loc. Cabin Air Cabina Aire Cabine Air
--	---	-------------------	--------------------------------	-------------------------------------	------------------------------------	----------------------------	---------------------------------	--	---	--	--

## TOYOTA (Cont'd/Suite)

2016

## 4 RUNNER

V6 4L 3956CC 241CID		U	7173	27173	47173	9350	29350	4483 <sup>79</sup> 4511 <sup>78</sup>	224483 <sup>79</sup> 224511 <sup>78</sup>	4234483 <sup>79</sup> N/A <sup>78</sup>	3 3
---------------------	--	---	------	-------	-------	------	-------	--	--	--	--------

## AVALON

V6 3.5L 3456cc		K	7047	27047 <sup>70</sup>	47047	9430	29430	4483 <sup>79</sup> 4511 <sup>78</sup>	224483 <sup>79</sup> 224511 <sup>78</sup>	4234483 <sup>79</sup> N/A <sup>78</sup>	3 3
----------------	--	---	------	---------------------	-------	------	-------	--	--	--	--------

## AVALON HYBRID

L4 2.5L 2487CC Electric/Gas	A25A-FXS	K	7047	27047	47047	9310	29310	4483 <sup>79</sup> 4511 <sup>78</sup>	224483 <sup>79</sup> 224511 <sup>78</sup>	4234483 <sup>79</sup> N/A <sup>78</sup>	3 3
-----------------------------	----------	---	------	-------	-------	------	-------	--	--	--	--------

## AVANZA

L4 1.5L 1495cc (Mex.)			1394 <sup>53</sup>	21394 <sup>70</sup>	41394	N/A	N/A	N/A	N/A	N/A	
-----------------------	--	--	--------------------	---------------------	-------	-----	-----	-----	-----	-----	--

## CAMRY

L4 2.5L 2487CC		F	7047	27047 <sup>70</sup>	47047	9223	29223	4483 <sup>79</sup> 4511 <sup>78</sup>	224483 <sup>79</sup> 224511 <sup>78</sup>	4234483 <sup>79</sup> N/A <sup>78</sup>	3 3
V6 3.5L 3456cc		K	7047	27047 <sup>70</sup>	47047	9430	29430	4483 <sup>79</sup> 4511 <sup>78</sup>	224483 <sup>79</sup> 224511 <sup>78</sup>	4234483 <sup>79</sup> N/A <sup>78</sup>	3 3

## CAMRY HYBRID

L4 2.5L 2487CC Electric/Gas	A25A-FXS	D	7047	27047	47047	9310	29310	4483 <sup>79</sup> 4511 <sup>78</sup>	224483 <sup>79</sup> 224511 <sup>78</sup>	4234483 <sup>79</sup> N/A <sup>78</sup>	3 3
-----------------------------	----------	---	------	-------	-------	------	-------	--	--	--	--------

## COROLLA

L4 1.8L 1798cc	2ZRFE	K	7064 1394 <sup>53</sup>	27064 <sup>70</sup> 21394 <sup>70</sup>	47064 41394	9104	29104	4483 <sup>79</sup> 4511 <sup>78</sup>	224483 <sup>79</sup> 224511 <sup>78</sup>	4234483 <sup>79</sup> N/A <sup>78</sup>	3 3
----------------	-------	---	----------------------------	--	----------------	------	-------	--	--	--	--------

## HIACE

L4 2.7L 2694cc (Mex.)			1348 <sup>53</sup>	21348 <sup>70</sup>	41348	206118	N/A	N/A	N/A	N/A	
-----------------------	--	--	--------------------	---------------------	-------	--------	-----	-----	-----	-----	--

## HIGHLANDER

L4 2.7L 2672cc 163 CID	1ARFE	A	7047	27047 <sup>70</sup>	47047	9430	29430	4483 <sup>79</sup> 4511 <sup>78</sup>	224483 <sup>79</sup> 224511 <sup>78</sup>	4234483 <sup>79</sup> N/A <sup>78</sup>	3 3
V6 3.5L 3456cc			7047	27047 <sup>70</sup>	47047	9430	29430	4483 <sup>79</sup> 4511 <sup>78</sup>	224483 <sup>79</sup> 224511 <sup>78</sup>	4234483 <sup>79</sup> N/A <sup>78</sup>	3 3

## HIGHLANDER HYBRID

V6 3.5L 3456cc Electric/Gas	2GRFXE		7047	27047 <sup>70</sup>	47047	200313	N/A	4483 <sup>79</sup> 4511 <sup>78</sup>	224483 <sup>79</sup> 224511 <sup>78</sup>	4234483 <sup>79</sup> N/A <sup>78</sup>	3 3
-----------------------------	--------	--	------	---------------------	-------	--------	-----	--	--	--	--------

## HILUX

L4 2.7L 2694cc (Mex.)			1348 <sup>53</sup>	21348 <sup>70</sup>	41348	9039	N/A	4483	224483	4234483	
-----------------------	--	--	--------------------	---------------------	-------	------	-----	------	--------	---------	--

## LAND CRUISER

V8 5.7L 5663cc 345 CID	3URFE		7041	27041	47041	9030	N/A	4483 <sup>79</sup> 4511 <sup>78</sup>	224483 <sup>79</sup> 224511 <sup>78</sup>	4234483 <sup>79</sup> N/A <sup>78</sup>	3 3
------------------------	-------	--	------	-------	-------	------	-----	--	--	--	--------

## MIRAI

w / Electric/Hydrogen Eng. Electric/Gas/Hydrogen			N/R	N/R	N/R	200807	2200807	4483 <sup>79</sup> 4511 <sup>78</sup>	224483 <sup>79</sup> 224511 <sup>78</sup>	4234483 <sup>79</sup> N/A <sup>78</sup>	
---	--	--	-----	-----	-----	--------	---------	--	--	--	--

## PRIUS

L4 1.8L 1798cc 110 CID Electric/Gas	2ZRFXE	N	7064	27064	47064	200000	N/A	230320 <sup>79</sup> 230322 <sup>78</sup>	2230320 <sup>79</sup> N/A <sup>78</sup>	4230320 <sup>79</sup> N/A <sup>78</sup>	3 3
-------------------------------------	--------	---	------	-------	-------	--------	-----	--	--	--	--------

## PRIUS C

L4 1.5L 1497cc 91 CID Electric/Gas	1NZFXE		1394 <sup>53</sup>	21394	41394	200000	N/A	230320 <sup>79</sup> 230322 <sup>78</sup>	2230320 <sup>79</sup> N/A <sup>78</sup>	4230320 <sup>79</sup> N/A <sup>78</sup>	3 3
------------------------------------	--------	--	--------------------	-------	-------	--------	-----	--	--	--	--------

## PRIUS PLUG-IN

L4 1.8L 1798cc 110 CID Electric/Gas	2ZRFXE		7064	27064	47064	9320	29320	230320 <sup>79</sup> 230322 <sup>78</sup>	2230320 <sup>79</sup> N/A <sup>78</sup>	4230320 <sup>79</sup> N/A <sup>78</sup>	3 3
-------------------------------------	--------	--	------	-------	-------	------	-------	--	--	--	--------

## PRIUS V

L4 1.8L 1798cc 110 CID Electric/Gas	2ZRFXE	N	7064	27064	47064	9320	29320	230320 <sup>79</sup> 230322 <sup>78</sup>	2230320 <sup>79</sup> N/A <sup>78</sup>	4230320 <sup>79</sup> N/A <sup>78</sup>	3 3
-------------------------------------	--------	---	------	-------	-------	------	-------	--	--	--	--------

N/A = Not Available N/R = Not Required N/S = Not Servicable For cabin air locator chart, see pages 5-12 See pages 13-16 for footnotes

1) ProSelect - Normal Driving - Traditional Change Intervals 2) NAPA Gold - Severe Driving - OE Recommended Intervals 3) NAPA Platinum - Harsh Driving - OE Recommended Intervals

N/A = Non disponible N/R = Non nécessaire N/S = Non réparable Voir le tableau des filtres et d'habitacle aux pages 5-12 Voir pages 13-16 pour des notes

1) NAPA ProSelect et Argent - Conduite normale - Intervalles normaux de remplacement 2) NAPA Or - Conduite difficile - Intervalles recommandés par FEO 3) NAPA Platine - Conduite très difficile - Intervalles recommandés par FEO

N/A = No disponible N/R = No requerido N/S = No Servicable Para el aire de la cabina y tabla de localización de filtro, consulte las páginas 5-12 Ver las páginas 13-16 para las notas al pie de página

1) NAPA ProSelect y Plata - Manejo normal - Intervalles normales de cambio 2) NAPA Oro - Manejo difícil - Intervalles recomendados por el OEM 3) NAPA Platino - Manejo muy difícil - Intervalles recomendados por el OEM

Italicized Part Numbers May Not Be Available.

Las piezas con números en *italicas* pueden no estar disponibles.Les numéros de pièce en *italiques* peuvent ne pas être disponibles.P  
a  
s  
s  
C  
a  
r  
L  
i  
g  
h  
t  
T  
r  
u  
c  
k  
O  
i  
l  
-  
A  
i  
r  
-  
C  
a  
b  
i  
n



TOYOTA 2016-2015

Pass Car Light Truck - Oil - Air - Cabin

Year/Año/Année Model/Modelo/Modèle Engine/Motor/Moteur	Eng. Code Código de motor Code moteur	VIN NIV NIV	GOLD Oil Aceite Huile	ProSelect Oil Aceite Huile	Platinum Oil Aceite Huile	GOLD Air Aire Air	ProSelect Air Aire Air	GOLD Cabin Air Cabina Aire Cabine Air	ProSelect Cabin Air Cabina Aire Cabine Air	Platinum Cabin Air Cabina Aire Cabine Air	Loc. Cabin Air Cabina Aire Cabine Air
--	---	-------------------	--------------------------------	-------------------------------------	------------------------------------	----------------------------	---------------------------------	--	---	--	--

## TOYOTA (Cont'd/Suite)

## 2016 (Cont'd/Suite)

## RAV4

L4 2.5L 2487CC		F	7047	27047 <sup>70</sup>	47047	9310	29310	4483 <sup>79</sup> 4511 <sup>78</sup>	224483 <sup>79</sup> 224511 <sup>78</sup>	4234483 <sup>79</sup> N/A <sup>78</sup>	3 3
L4 2.5L 2487CC Electric/Gas	A25A-FXS	F	7047	27047 <sup>70</sup>	47047	9320	29320	4483 <sup>79</sup> 4511 <sup>78</sup>	224483 <sup>79</sup> 224511 <sup>78</sup>	4234483 <sup>79</sup> N/A <sup>78</sup>	3 3

## RAV4 Hybrid

L4 2.5L 2500CC 153CID			7047	27047	47047	9320	29320	4511 <sup>78</sup> 4483 <sup>79</sup>	224511 <sup>78</sup> 224483 <sup>79</sup>	N/A <sup>78</sup> 4234483 <sup>79</sup>	3 3
-----------------------	--	--	------	-------	-------	------	-------	--	--	--	--------

## SEQUOIA

V8 5.7L 5663cc 345 CID	3URFE	Y	7041	27041	47041	200085	2200085	4483 <sup>79</sup> 4511 <sup>78</sup>	224483 <sup>79</sup> 224511 <sup>78</sup>	4234483 <sup>79</sup> N/A <sup>78</sup>	3 3
V8 5.7L 5663cc 345 CID Flex		W	7041	27041	47041	200085	2200085	4483 <sup>79</sup> 4511 <sup>78</sup>	224483 <sup>79</sup> 224511 <sup>78</sup>	4234483 <sup>79</sup> N/A <sup>78</sup>	3 3

## SIENNA

V6 3.5L 3456cc		K	7047	27047 <sup>70</sup>	47047	9430	29430	4483 <sup>79</sup> 4511 <sup>78</sup>	224483 <sup>79</sup> 224511 <sup>78</sup>	4234483 <sup>79</sup> N/A <sup>78</sup>	3 3
----------------	--	---	------	---------------------	-------	------	-------	--	--	--	--------

## TACOMA

L4 2.7L 2694cc	2TRFE	X	1348 <sup>53</sup>	21348 <sup>70</sup>	41348	9155	29155	9358	229358	N/A	3
V6 3.5L		U	7047	27047	47047	200085	2200085	9358	229358	N/A	3

## TUNDRA

V8 4.6L 4608cc	1URFE		7041	27041	47041	200085	2200085	4483 <sup>79</sup> 4511 <sup>78</sup>	224483 <sup>79</sup> 224511 <sup>78</sup>	4234483 <sup>79</sup> N/A <sup>78</sup>	3 3
V8 5.7L 5663cc 345 CID	3URFE		7041	27041	47041	200085	2200085	4483 <sup>79</sup> 4511 <sup>78</sup>	224483 <sup>79</sup> 224511 <sup>78</sup>	4234483 <sup>79</sup> N/A <sup>78</sup>	3 3
V8 5.7L 5663cc 345 CID Flex			7041	27041	47041	200085	2200085	4483 <sup>79</sup> 4511 <sup>78</sup>	224483 <sup>79</sup> 224511 <sup>78</sup>	4234483 <sup>79</sup> N/A <sup>78</sup>	3 3

## VENZA

L4 2.7L 2672cc 163 CID	1ARFE	E	7047	27047 <sup>70</sup>	47047	9223	29223	4483 <sup>79</sup> 4511 <sup>78</sup>	224483 <sup>79</sup> 224511 <sup>78</sup>	4234483 <sup>79</sup> N/A <sup>78</sup>	3 3
V6 3.5L 3456cc		K	7047	27047 <sup>70</sup>	47047	9172	29172	4483 <sup>79</sup> 4511 <sup>78</sup>	224483 <sup>79</sup> 224511 <sup>78</sup>	4234483 <sup>79</sup> N/A <sup>78</sup>	3 3

## YARIS

L4 1.5L	P5		7002 <sup>23</sup>	27002	47002	200408	N/A	230267	N/A	N/A	3
L4 1.5L 1497cc	1NZFE		1394 <sup>53</sup>	21394 <sup>509</sup>	41394 <sup>509</sup>	9104	29104	4483 <sup>79</sup> 4511 <sup>78</sup>	224483 <sup>79</sup> 224511 <sup>78</sup>	4234483 <sup>79</sup> N/A <sup>78</sup>	3 3

## 2015

## 4 RUNNER

V6 4L 3956CC 241CID		U	7173	27173	47173	9350	29350	4483 <sup>79</sup> 4511 <sup>78</sup>	224483 <sup>79</sup> 224511 <sup>78</sup>	4234483 <sup>79</sup> N/A <sup>78</sup>	3 3
---------------------	--	---	------	-------	-------	------	-------	--	--	--	--------

## AVALON

V6 3.5L 3456cc		K	7047	27047 <sup>70</sup>	47047	9430	29430	4483 <sup>79</sup> 4511 <sup>78</sup>	224483 <sup>79</sup> 224511 <sup>78</sup>	4234483 <sup>79</sup> N/A <sup>78</sup>	3 3
----------------	--	---	------	---------------------	-------	------	-------	--	--	--	--------

## AVALON HYBRID

L4 2.5L 2487CC Electric/Gas	A25A-FXS	K	7047	27047	47047	9310	29310	4483 <sup>79</sup> 4511 <sup>78</sup>	224483 <sup>79</sup> 224511 <sup>78</sup>	4234483 <sup>79</sup> N/A <sup>78</sup>	3 3
-----------------------------	----------	---	------	-------	-------	------	-------	--	--	--	--------

## AVANZA

L4 1.5L 1495cc (Mex.)			1394 <sup>53</sup>	21394 <sup>70</sup>	41394	N/A	N/A	N/A	N/A	N/A	
-----------------------	--	--	--------------------	---------------------	-------	-----	-----	-----	-----	-----	--

## CAMRY

L4 2.5L 2487CC		F	7047	27047 <sup>70</sup>	47047	9223	29223	4483 <sup>79</sup> 4511 <sup>78</sup>	224483 <sup>79</sup> 224511 <sup>78</sup>	4234483 <sup>79</sup> N/A <sup>78</sup>	3 3
V6 3.5L 3456cc		K	7047	27047 <sup>70</sup>	47047	9430	29430	4483 <sup>79</sup> 4511 <sup>78</sup>	224483 <sup>79</sup> 224511 <sup>78</sup>	4234483 <sup>79</sup> N/A <sup>78</sup>	3 3

N/A = Not Available N/R = Not Required N/S = Not Servicable For cabin air locator chart, see pages 5-12 See pages 13-16 for footnotes

1) ProSelect - Normal Driving - Traditional Change Intervals 2) NAPA Gold - Severe Driving - OE Recommended Intervals 3) NAPA Platinum - Harsh Driving - OE Recommend Intervals

N/A = Non disponible N/R = Non nécessaire N/S = Non réparable Voir le tableau des filtres et d'habitacle aux pages 5-12 Voir pages 13-16 pour des notes

1) NAPA ProSelect et Argent - Conduite normale - Intervalles normaux de remplacement 2) NAPA Or - Conduite difficile - Intervalles recommandés par FEO 3) NAPA Platine - Conduite très difficile - Intervalles recommandés par FEO

N/A = No disponible N/R = No requerido N/S = No Servicable Para el aire de la cabina y tabla de localización de filtro, consulte las páginas 5-12 Ver las páginas 13-16 para las notas al pie de página

1) NAPA ProSelect y Plata - Manejo normal - Intervalos normales de cambio 2) NAPA Oro - Manejo difícil - Intervalos recomendados por el OEM 3) NAPA Platino - Manejo muy difícil - Intervalos recomendados por el OEM

Italicized Part Numbers May Not Be Available.

Las piezas con números en *italicas* pueden no estar disponibles.  
Les numéros de pièce en *italiques* peuvent ne pas être disponibles.



## Pass Car Light Truck - Oil - Air - Cabin

TOYOTA 2015

Year/Año/Année Model/Modelo/Modèle Engine/Motor/Moteur	Eng. Code Código de motor Code moteur	VIN NIV NIV	GOLD Oil Aceite Huile	ProSelect Oil Aceite Huile	Platinum Oil Aceite Huile	GOLD Air Aire Air	ProSelect Air Aire Air	GOLD Cabin Air Cabina Aire Cabine Air	ProSelect Cabin Air Cabina Aire Cabine Air	Platinum Cabin Air Cabina Aire Cabine Air	Loc. Cabin Air Cabina Aire Cabine Air
--	---	-------------------	--------------------------------	-------------------------------------	------------------------------------	----------------------------	---------------------------------	--	---	--	--

## TOYOTA (Cont'd/Suite)

2015 (Cont'd/Suite)

## CAMRY HYBRID

L4 2.5L 2487CC Electric/Gas	A25A-FXS	D	7047	27047	47047	9310	29310	4483 <sup>79</sup> 4511 <sup>78</sup>	224483 <sup>79</sup> 224511 <sup>78</sup>	4234483 <sup>79</sup> N/A <sup>78</sup>	3 3
-----------------------------	----------	---	------	-------	-------	------	-------	--	--	--	--------

## COROLLA

L4 1.8L 1798cc	2ZRFAE	P	7064	27064 <sup>70</sup>	47064	9104	29104	4483 <sup>79</sup> 4511 <sup>78</sup>	224483 <sup>79</sup> 224511 <sup>78</sup>	4234483 <sup>79</sup> N/A <sup>78</sup>	3 3
	2ZRFE	K	7064	27064 <sup>70</sup>	47064	9104	29104	4483 <sup>79</sup> 4511 <sup>78</sup>	224483 <sup>79</sup> 224511 <sup>78</sup>	4234483 <sup>79</sup> N/A <sup>78</sup>	3 3

## HIACE

L4 2.7L 2694cc (Mex.)			1348 <sup>53</sup>	21348 <sup>70</sup>	41348	206118	N/A	N/A	N/A	N/A	
-----------------------	--	--	--------------------	---------------------	-------	--------	-----	-----	-----	-----	--

## HIGHLANDER

L4 2.7L 2672cc 163 CID	1ARFE	A	7047	27047 <sup>70</sup>	47047	9430	29430	4483 <sup>79</sup> 4511 <sup>78</sup>	224483 <sup>79</sup> 224511 <sup>78</sup>	4234483 <sup>79</sup> N/A <sup>78</sup>	3 3
V6 3.5L 3456cc			7047	27047 <sup>70</sup>	47047	9430	29430	4483 <sup>79</sup> 4511 <sup>78</sup>	224483 <sup>79</sup> 224511 <sup>78</sup>	4234483 <sup>79</sup> N/A <sup>78</sup>	3 3

## HIGHLANDER HYBRID

V6 3.5L 3456cc Electric/Gas	2GRFXE		7047	27047 <sup>70</sup>	47047	200313	N/A	4483 <sup>79</sup> 4511 <sup>78</sup>	224483 <sup>79</sup> 224511 <sup>78</sup>	4234483 <sup>79</sup> N/A <sup>78</sup>	3 3
-----------------------------	--------	--	------	---------------------	-------	--------	-----	--	--	--	--------

## HILUX

L4 2.7L 2694cc (Mex.)			1348 <sup>53</sup>	21348 <sup>70</sup>	41348	9039	N/A	4483	224483	4234483	
-----------------------	--	--	--------------------	---------------------	-------	------	-----	------	--------	---------	--

## LAND CRUISER

V8 5.7L 5663cc 345 CID	3URFE		7041	27041	47041	9030	N/A	4483 <sup>79</sup> 4511 <sup>78</sup>	224483 <sup>79</sup> 224511 <sup>78</sup>	4234483 <sup>79</sup> N/A <sup>78</sup>	3 3
------------------------	-------	--	------	-------	-------	------	-----	--	--	--	--------

## PRIUS

L4 1.8L 1798cc 110 CID Electric/Gas	2ZRFXE	N	7064	27064 <sup>70</sup>	47064	9320	29320	4483 <sup>79</sup> 4511 <sup>78</sup>	224483 <sup>79</sup> 224511 <sup>78</sup>	4234483 <sup>79</sup> N/A <sup>78</sup>	3 3
-------------------------------------	--------	---	------	---------------------	-------	------	-------	--	--	--	--------

## PRIUS C

L4 1.5L 1497cc 91 CID Electric/Gas	1NZFXE		1394 <sup>53</sup>	21394	41394	200000	N/A	4483 <sup>79</sup> 4511 <sup>78</sup>	224483 <sup>79</sup> 224511 <sup>78</sup>	4234483 <sup>79</sup> N/A <sup>78</sup>	3 3
------------------------------------	--------	--	--------------------	-------	-------	--------	-----	--	--	--	--------

## PRIUS PLUG-IN

L4 1.8L 1798cc 110 CID Electric/Gas	2ZRFXE		7064	27064 <sup>70</sup>	47064	9320	29320	4483 <sup>79</sup> 4511 <sup>78</sup>	224483 <sup>79</sup> 224511 <sup>78</sup>	4234483 <sup>79</sup> N/A <sup>78</sup>	3 3
-------------------------------------	--------	--	------	---------------------	-------	------	-------	--	--	--	--------

## PRIUS V

L4 1.8L 1798cc 110 CID Electric/Gas	2ZRFXE	N	7064	27064 <sup>70</sup>	47064	9320	29320	4483 <sup>79</sup> 4511 <sup>78</sup>	224483 <sup>79</sup> 224511 <sup>78</sup>	4234483 <sup>79</sup> N/A <sup>78</sup>	3 3
-------------------------------------	--------	---	------	---------------------	-------	------	-------	--	--	--	--------

## RAV4

L4 2.5L 2487CC		F	7047	27047 <sup>70</sup>	47047	9310	29310	4483 <sup>79</sup> 4511 <sup>78</sup>	224483 <sup>79</sup> 224511 <sup>78</sup>	4234483 <sup>79</sup> N/A <sup>78</sup>	3 3
----------------	--	---	------	---------------------	-------	------	-------	--	--	--	--------

## SEQUOIA

V8 5.7L 5663cc 345 CID	3URFE	Y	7041	27041	47041	200085	2200085	4483 <sup>79</sup> 4511 <sup>78</sup>	224483 <sup>79</sup> 224511 <sup>78</sup>	4234483 <sup>79</sup> N/A <sup>78</sup>	3 3
V8 5.7L 5663cc 345 CID Flex		W	7041	27041	47041	200085	2200085	4483 <sup>79</sup> 4511 <sup>78</sup>	224483 <sup>79</sup> 224511 <sup>78</sup>	4234483 <sup>79</sup> N/A <sup>78</sup>	3 3

## SIENNA

V6 3.5L 3456cc		K	7047	27047 <sup>70</sup>	47047	9430	29430	4483 <sup>79</sup> 4511 <sup>78</sup>	224483 <sup>79</sup> 224511 <sup>78</sup>	4234483 <sup>79</sup> N/A <sup>78</sup>	3 3
----------------	--	---	------	---------------------	-------	------	-------	--	--	--	--------

## TACOMA

L4 2.7L 2694cc	2TRFE	X	1348 <sup>53</sup>	21348 <sup>70</sup>	41348	9155	29155	4871	224871	4234871	3
V6 4L 3956CC 241CID		U	1348 <sup>53</sup>	21348 <sup>70</sup>	41348	6888	26888	4871	224871	4234871	3

## TUNDRA

V8 4.6L 4608cc	1URFE		7041	27041	47041	200085	2200085	4483 <sup>79</sup> 4511 <sup>78</sup>	224483 <sup>79</sup> 224511 <sup>78</sup>	4234483 <sup>79</sup> N/A <sup>78</sup>	3 3
V8 5.7L 5663cc 345 CID	3URFE		7041	27041	47041	200085	2200085	4483 <sup>79</sup> 4511 <sup>78</sup>	224483 <sup>79</sup> 224511 <sup>78</sup>	4234483 <sup>79</sup> N/A <sup>78</sup>	3 3

N/A = Not Available N/R = Not Required N/S = Not Servicable For cabin air locator chart, see pages 5-12 See pages 13-16 for footnotes

1) ProSelect - Normal Driving - Traditional Change Intervals 2) NAPA Gold - Severe Driving - OE Recommended intervals 3) NAPA Platinum - Harsh Driving - OE Recommend Intervals

N/A = Non disponible N/R = Non nécessaire N/S = Non réparable Voir le tableau des filtres et d'habitacle aux pages 5-12 Voir pages 13-16 pour des notes

1) NAPA ProSelect et Argent - Conduite normale - Intervalles normaux de remplacement 2) NAPA Or - Conduite difficile - Intervalles recommandés par FEO 3) NAPA Platine - Conduite très difficile - Intervalles recommandés par FEO

N/A = No disponible N/R = No requerido N/S = No Servicable Para el aire de la cabina y tabla de localización de filtro, consulte las páginas 5-12 Ver las páginas 13-16 para las notas al pie de página

1) NAPA ProSelect y Plata - Manejo normal - Intervalos normales de cambio 2) NAPA Oro - Manejo difícil - Intervalos recomendados por el OEM 3) NAPA Platino - Manejo muy difícil - Intervalos recomendados por el OEM

Italicized Part Numbers May Not Be Available.

Las piezas con números en *italicas* pueden no estar disponibles.Les numéros de pièce en *italiques* peuvent ne pas être disponibles.



TOYOTA 2015-2014

Pass Car Light Truck - Oil - Air - Cabin

Year/Año/Année Model/Modelo/Modele Engine/Motor/Moteur	Eng. Code Código de motor Code moteur	VIN NIV NIV	GOLD Oil Aceite Huile	ProSelect Oil Aceite Huile	Platinum Oil Aceite Huile	GOLD Air Aire Air	ProSelect Air Aire Air	GOLD Cabin Air Cabina Aire Cabine Air	ProSelect Cabin Air Cabina Aire Cabine Air	Platinum Cabin Air Cabina Aire Cabine Air	Loc. Cabin Air Cabina Aire Cabine Air
--	---	-------------------	--------------------------------	-------------------------------------	------------------------------------	----------------------------	---------------------------------	--	---	--	--

## TOYOTA (Cont'd/Suite)

## 2015 (Cont'd/Suite)

## TUNDRA (Cont'd/Suite)

V8 5.7L 5663cc 345 CID Flex			7041	27041	47041	200085	2200085	4483 <sup>79</sup> 4511 <sup>78</sup>	224483 <sup>79</sup> 224511 <sup>78</sup>	4234483 <sup>79</sup> N/A <sup>78</sup>	3 3
-----------------------------	--	--	------	-------	-------	--------	---------	--	--	--	--------

## VENZA

L4 2.7L 2672cc 163 CID	1ARFE	E	7047	27047 <sup>70</sup>	47047	9223	29223	4483 <sup>79</sup> 4511 <sup>78</sup>	224483 <sup>79</sup> 224511 <sup>78</sup>	4234483 <sup>79</sup> N/A <sup>78</sup>	3 3
V6 3.5L 3456cc		K	7047	27047 <sup>70</sup>	47047	9172	29172	4483 <sup>79</sup> 4511 <sup>78</sup>	224483 <sup>79</sup> 224511 <sup>78</sup>	4234483 <sup>79</sup> N/A <sup>78</sup>	3 3

## YARIS

L4 1.5L 1497cc	1N3FE		1394 <sup>53</sup>	21394	41394	9104	29104	4483 <sup>79</sup> 4511 <sup>78</sup>	224483 <sup>79</sup> 224511 <sup>78</sup>	4234483 <sup>79</sup> N/A <sup>78</sup>	3 3
----------------	-------	--	--------------------	-------	-------	------	-------	--	--	--	--------

## 2014

## 4 RUNNER

V6 4L 3956CC 241CID		U	7173	27173	47173	9350	29350	4483 <sup>79</sup> 4511 <sup>78</sup>	224483 <sup>79</sup> 224511 <sup>78</sup>	4234483 <sup>79</sup> N/A <sup>78</sup>	3 3
---------------------	--	---	------	-------	-------	------	-------	--	--	--	--------

## AVALON

V6 3.5L 3456cc		K	7047	27047 <sup>70</sup>	47047	9430	29430	4483 <sup>79</sup> 4511 <sup>78</sup>	224483 <sup>79</sup> 224511 <sup>78</sup>	4234483 <sup>79</sup> N/A <sup>78</sup>	3 3
----------------	--	---	------	---------------------	-------	------	-------	--	--	--	--------

## AVALON HYBRID

L4 2.5L 2487CC Electric/Gas	A25A-FXS	K	7047	27047	47047	9310	29310	4483 <sup>79</sup> 4511 <sup>78</sup>	224483 <sup>79</sup> 224511 <sup>78</sup>	4234483 <sup>79</sup> N/A <sup>78</sup>	3 3
-----------------------------	----------	---	------	-------	-------	------	-------	--	--	--	--------

## AVANZA

L4 1.5L 1495cc (Mex.)			1394 <sup>53</sup>	21394 <sup>70</sup>	41394	N/A	N/A	N/A	N/A	N/A	
-----------------------	--	--	--------------------	---------------------	-------	-----	-----	-----	-----	-----	--

## CAMRY

L4 2.5L 2487CC		F	7047	27047 <sup>70</sup>	47047	9223	29223	4483 <sup>79</sup> 4511 <sup>78</sup>	224483 <sup>79</sup> 224511 <sup>78</sup>	4234483 <sup>79</sup> N/A <sup>78</sup>	3 3
V6 3.5L 3456cc		K	7047	27047 <sup>70</sup>	47047	9430	29430	4483 <sup>79</sup> 4511 <sup>78</sup>	224483 <sup>79</sup> 224511 <sup>78</sup>	4234483 <sup>79</sup> N/A <sup>78</sup>	3 3

## CAMRY HYBRID

L4 2.5L 2487CC Electric/Gas	A25A-FXS	D	7047	27047	47047	9310	29310	4483 <sup>79</sup> 4511 <sup>78</sup>	224483 <sup>79</sup> 224511 <sup>78</sup>	4234483 <sup>79</sup> N/A <sup>78</sup>	3 3
-----------------------------	----------	---	------	-------	-------	------	-------	--	--	--	--------

## COROLLA

L4 1.8L 1798cc	2ZRFAE	P	7064	27064 <sup>70</sup>	47064	9104	29104	4483 <sup>79</sup> 4511 <sup>78</sup>	224483 <sup>79</sup> 224511 <sup>78</sup>	4234483 <sup>79</sup> N/A <sup>78</sup>	3 3
	2ZRFE	U	7064	27064 <sup>70</sup>	47064	9104	29104	4483 <sup>79</sup> 4511 <sup>78</sup>	224483 <sup>79</sup> 224511 <sup>78</sup>	4234483 <sup>79</sup> N/A <sup>78</sup>	3 3

## FJ CRUISER

V6 4L 3956CC 241CID		U	7173	27173	47173	9350	29350	4875	224875	N/A	3
---------------------	--	---	------	-------	-------	------	-------	------	--------	-----	---

## HIACE

L4 2.7L 2694cc (Mex.)			1348 <sup>53</sup>	21348 <sup>70</sup>	41348	206118	N/A	N/A	N/A	N/A	
-----------------------	--	--	--------------------	---------------------	-------	--------	-----	-----	-----	-----	--

## HIGHLANDER

L4 2.7L 2672cc 163 CID	1ARFE	A	7047	27047 <sup>70</sup>	47047	9430	29430	4483 <sup>79</sup> 4511 <sup>78</sup>	224483 <sup>79</sup> 224511 <sup>78</sup>	4234483 <sup>79</sup> N/A <sup>78</sup>	3 3
V6 3.5L 3456cc			7047	27047 <sup>70</sup>	47047	9430	29430	4483 <sup>79</sup> 4511 <sup>78</sup>	224483 <sup>79</sup> 224511 <sup>78</sup>	4234483 <sup>79</sup> N/A <sup>78</sup>	3 3

## HIGHLANDER HYBRID

V6 3.5L 3456cc Electric/Gas	2GRFXE		7047	27047 <sup>70</sup>	47047	200313	N/A	4483 <sup>79</sup> 4511 <sup>78</sup>	224483 <sup>79</sup> 224511 <sup>78</sup>	4234483 <sup>79</sup> N/A <sup>78</sup>	3 3
-----------------------------	--------	--	------	---------------------	-------	--------	-----	--	--	--	--------

## HILUX

L4 2.7L 2694cc (Mex.)			1348 <sup>53</sup>	21348 <sup>70</sup>	41348	9039	N/A	N/A	N/A	N/A	
L4 3.0L (1KDFTV) Diesel (Mex.)			1348 <sup>53</sup>	21348 <sup>70</sup>	41348	9039	N/A	4483 4511	224483 224511	4234483 N/A	

N/A = Not Available N/R = Not Required N/S = Not Servicable For cabin air locator chart, see pages 5-12 See pages 13-16 for footnotes

1) ProSelect - Normal Driving - Traditional Change Intervals 2) NAPA Gold - Severe Driving - OE Recommended Intervals 3) NAPA Platinum - Harsh Driving - OE Recommend Intervals

N/A = Non disponible N/R = Non nécessaire N/S = Non réparable Voir le tableau des filtres et d'habitacle aux pages 5-12 Voir pages 13-16 pour des notes

1) NAPA ProSelect et Argent - Conduite normale - Intervalles normaux de remplacement 2) NAPA Or - Conduite difficile - Intervalles recommandés par FEO 3) NAPA Platine - Conduite très difficile - Intervalles recommandés par FEO

N/A = No disponible N/R = No requerido N/S = No Servicable Para el aire de la cabina y tabla de localización de filtro, consulte las páginas 5-12 Ver las páginas 13-16 para las notas al pie de página

1) NAPA ProSelect y Plata - Manejo normal - Intervalos normales de cambio 2) NAPA Oro - Manejo difícil - Intervalos recomendados por el OEM 3) NAPA Platino - Manejo muy difícil - Intervalos recomendados por el OEM

Italicized Part Numbers May Not Be Available.

Las piezas con números en *italicas* pueden no estar disponibles.  
Les numéros de pièce en *italiques* peuvent ne pas être disponibles.



Pass Car Light Truck - Oil - Air - Cabin

TOYOTA 2014

Year/Año/Année Model/Modelo/Modèle Engine/Motor/Moteur	Eng. Code Código de motor Code moteur	VIN NIV NIV	GOLD Oil Aceite Huile	ProSelect Oil Aceite Huile	Platinum Oil Aceite Huile	GOLD Air Air Air	ProSelect Air Air Air	GOLD Cabin Air Cabina Aire Cabine Air	ProSelect Cabin Air Cabina Aire Cabine Air	Platinum Cabin Air Cabina Aire Cabine Air	Loc. Cabin Air Cabina Aire Cabine Air
--	---	-------------------	--------------------------------	-------------------------------------	------------------------------------	---------------------------	--------------------------------	--	---	--	--

TOYOTA (Cont'd/Suite)

2014 (Cont'd/Suite)

LAND CRUISER

V8 4.6L 4608cc (Mex.)	1URFE							4483 4511	224483 224511	4234483 N/A	
V8 5.7L 5663cc 345 CID	3URFE		7041	27041	47041	9030	N/A	4483 <sup>79</sup> 4511 <sup>78</sup>	224483 <sup>79</sup> 224511 <sup>78</sup>	4234483 <sup>79</sup> N/A <sup>78</sup>	3 3

MATRIX

L4 1.8L 1798cc	2ZRFE	U	7064	27064 <sup>70</sup>	47064	9104	29104	4483 <sup>79</sup> 4511 <sup>78</sup>	224483 <sup>79</sup> 224511 <sup>78</sup>	4234483 <sup>79</sup> N/A <sup>78</sup>	3 3
----------------	-------	---	------	---------------------	-------	------	-------	--	--	--	--------

PRIUS

L4 1.8L 1798cc 110 CID Electric/Gas	2ZRFXE	N	7064	27064 <sup>70</sup>	47064	9320	29320	4483 <sup>79</sup> 4511 <sup>78</sup>	224483 <sup>79</sup> 224511 <sup>78</sup>	4234483 <sup>79</sup> N/A <sup>78</sup>	3 3
-------------------------------------	--------	---	------	---------------------	-------	------	-------	--	--	--	--------

PRIUS C

L4 1.5L 1497cc 91 CID Electric/Gas	1NZFXE		1394 <sup>53</sup>	21394	41394	200000	N/A	4483 <sup>79</sup> 4511 <sup>78</sup>	224483 <sup>79</sup> 224511 <sup>78</sup>	4234483 <sup>79</sup> N/A <sup>78</sup>	3 3
------------------------------------	--------	--	--------------------	-------	-------	--------	-----	--	--	--	--------

PRIUS PLUG-IN

L4 1.8L 1798cc 110 CID Electric/Gas	2ZRFXE		7064	27064 <sup>70</sup>	47064	9320	29320	4483 <sup>79</sup> 4511 <sup>78</sup>	224483 <sup>79</sup> 224511 <sup>78</sup>	4234483 <sup>79</sup> N/A <sup>78</sup>	3 3
-------------------------------------	--------	--	------	---------------------	-------	------	-------	--	--	--	--------

PRIUS V

L4 1.8L 1798cc 110 CID Electric/Gas	2ZRFXE	N	7064	27064 <sup>70</sup>	47064	9320	29320	4483 <sup>79</sup> 4511 <sup>78</sup>	224483 <sup>79</sup> 224511 <sup>78</sup>	4234483 <sup>79</sup> N/A <sup>78</sup>	3 3
-------------------------------------	--------	---	------	---------------------	-------	------	-------	--	--	--	--------

RAV4

L4 2.5L 2487CC		F	7047	27047 <sup>70</sup>	47047	9310	29310	4483 <sup>79</sup> 4511 <sup>78</sup>	224483 <sup>79</sup> 224511 <sup>78</sup>	4234483 <sup>79</sup> N/A <sup>78</sup>	3 3
----------------	--	---	------	---------------------	-------	------	-------	--	--	--	--------

SEQUOIA

V8 5.7L 5663cc 345 CID	3URFE	Y	7041	27041	47041	200085	2200085	4483 <sup>79</sup> 4511 <sup>78</sup>	224483 <sup>79</sup> 224511 <sup>78</sup>	4234483 <sup>79</sup> N/A <sup>78</sup>	3 3
V8 5.7L 5663cc 345 CID Flex		W	7041	27041	47041	200085	2200085	4483 <sup>79</sup> 4511 <sup>78</sup>	224483 <sup>79</sup> 224511 <sup>78</sup>	4234483 <sup>79</sup> N/A <sup>78</sup>	3 3

SIENNA

V6 3.5L 3456cc		K	7047	27047 <sup>70</sup>	47047	9430	29430	4483 <sup>79</sup> 4511 <sup>78</sup>	224483 <sup>79</sup> 224511 <sup>78</sup>	4234483 <sup>79</sup> N/A <sup>78</sup>	3 3
----------------	--	---	------	---------------------	-------	------	-------	--	--	--	--------

TACOMA

L4 2.7L 2694cc	2TRFE	X	1348 <sup>53</sup>	21348 <sup>70</sup>	41348	9155	29155	4871	224871	4234871	3
V6 4L 3956CC 241CID		U	1348 <sup>53</sup>	21348 <sup>70</sup>	41348	6888	26888	4871	224871	4234871	3

TUNDRA

V6 4L 3956CC 241CID			7173	27173	47173	9010	29010	4483 <sup>79</sup> 4511 <sup>78</sup>	224483 <sup>79</sup> 224511 <sup>78</sup>	4234483 <sup>79</sup> N/A <sup>78</sup>	3 3
V8 4.6L 4608cc	1URFE		7041	27041	47041	200085	2200085	4483 <sup>79</sup> 4511 <sup>78</sup>	224483 <sup>79</sup> 224511 <sup>78</sup>	4234483 <sup>79</sup> N/A <sup>78</sup>	3 3
V8 5.7L 5663cc 345 CID	3URFE		7041	27041	47041	200085	2200085	4483 <sup>79</sup> 4511 <sup>78</sup>	224483 <sup>79</sup> 224511 <sup>78</sup>	4234483 <sup>79</sup> N/A <sup>78</sup>	3 3
V8 5.7L 5663cc 345 CID Flex			7041	27041	47041	200085	2200085	4483 <sup>79</sup> 4511 <sup>78</sup>	224483 <sup>79</sup> 224511 <sup>78</sup>	4234483 <sup>79</sup> N/A <sup>78</sup>	3 3

VENZA

L4 2.7L 2672cc 163 CID	1ARFE	E	7047	27047 <sup>70</sup>	47047	9223	29223	4483 <sup>79</sup> 4511 <sup>78</sup>	224483 <sup>79</sup> 224511 <sup>78</sup>	4234483 <sup>79</sup> N/A <sup>78</sup>	3 3
V6 3.5L 3456cc		K	7047	27047 <sup>70</sup>	47047	9172	29172	4483 <sup>79</sup> 4511 <sup>78</sup>	224483 <sup>79</sup> 224511 <sup>78</sup>	4234483 <sup>79</sup> N/A <sup>78</sup>	3 3

YARIS

L4 1.5L 1497cc	1NZFE		1394 <sup>53</sup>	21394	41394	9104	29104	4483 <sup>79</sup> 4511 <sup>78</sup>	224483 <sup>79</sup> 224511 <sup>78</sup>	4234483 <sup>79</sup> N/A <sup>78</sup>	3 3
----------------	-------	--	--------------------	-------	-------	------	-------	--	--	--	--------

N/A = Not Available N/R = Not Required N/S = Not Servicable For cabin air locator chart, see pages 5-12 See pages 13-16 for footnotes

1) ProSelect - Normal Driving - Traditional Change Intervals 2) NAPA Gold - Severe Driving - OE Recommended intervals 3) NAPA Platinum - Harsh Driving - OE Recommended Intervals

N/A = Non disponible N/R = Non nécessaire N/S = Non réparable Voir le tableau des filtres et d'habitacle aux pages 5-12 Voir pages 13-16 pour des notes

1) NAPA ProSelect et Argent - Conduite normale - Intervalles normaux de remplacement 2) NAPA Or - Conduite difficile - Intervalles recommandés par FEO 3) NAPA Platine - Conduite très difficile - Intervalles recommandés par FEO

N/A = No disponible N/R = No requerido N/S = No Servicable Para el aire de la cabina y tabla de localización de filtro, consulte las páginas 5-12 Ver las páginas 13-16 para las notas al pie de página

1) NAPA ProSelect y Plata - Manejo normal - Intervalos normales de cambio 2) NAPA Oro - Manejo difícil - Intervalos recomendados por el OEM 3) NAPA Platino - Manejo muy difícil - Intervalos recomendados por el OEM

*Italicized Part Numbers May Not Be Available.*

Las piezas con números en *italicas* pueden no estar disponibles.

Les numéros de pièce en *italiques* peuvent ne pas être disponibles.

P  
a  
s  
s  
C  
a  
r  
L  
i  
g  
h  
t  
T  
r  
u  
c  
k  
O  
i  
l  
-  
A  
i  
r  
-  
C  
a  
b  
i  
n



TOYOTA 2013

## Pass Car Light Truck - Oil - Air - Cabin

Year/Año/Année Model/Modelo/Modele Engine/Motor/Moteur	Eng. Code Código de motor Code moteur	VIN NIV NIV	GOLD Oil Aceite Huile	ProSelect Oil Aceite Huile	Platinum Oil Aceite Huile	GOLD Air Aire Air	ProSelect Air Aire Air	GOLD Cabin Air Cabina Aire Cabine Air	ProSelect Cabin Air Cabina Aire Cabine Air	Platinum Cabin Air Cabina Aire Cabine Air	Loc. Cabin Air Cabina Aire Cabine Air
--	---	-------------------	--------------------------------	-------------------------------------	------------------------------------	----------------------------	---------------------------------	--	---	--	--

## TOYOTA (Cont'd/Suite)

2013

## 4 RUNNER

V6 4L 3956CC 241CID		U	7173	27173	47173	9350	29350	4483 <sup>79</sup> 4511 <sup>78</sup>	224483 <sup>79</sup> 224511 <sup>78</sup>	4234483 <sup>79</sup> N/A <sup>78</sup>	3 3
---------------------	--	---	------	-------	-------	------	-------	--	--	--	--------

## AVALON

V6 3.5L 3456cc		K	7047	27047 <sup>70</sup>	47047	9430	29430	4483 <sup>79</sup>	224483 <sup>79</sup>	4234483 <sup>79</sup>	3
----------------	--	---	------	---------------------	-------	------	-------	--------------------	----------------------	-----------------------	---

## AVALON HYBRID

L4 2.5L 2487CC Electric/Gas	A25A-FXS	K	7047	27047	47047	9310	29310	4483 <sup>79</sup> 4511 <sup>78</sup>	224483 <sup>79</sup> 224511 <sup>78</sup>	4234483 <sup>79</sup> N/A <sup>78</sup>	3 3
-----------------------------	----------	---	------	-------	-------	------	-------	--	--	--	--------

## AVANZA

L4 1.5L 1495cc (Mex.)			1394 <sup>53</sup>	21394 <sup>70</sup>	41394	N/A	N/A	N/A	N/A	N/A	
-----------------------	--	--	--------------------	---------------------	-------	-----	-----	-----	-----	-----	--

## CAMRY

L4 2.5L 2487CC		F	7047	27047 <sup>70</sup>	47047	9223	29223	4483 <sup>79</sup> 4511 <sup>78</sup>	224483 <sup>79</sup> 224511 <sup>78</sup>	4234483 <sup>79</sup> N/A <sup>78</sup>	3 3
V6 3.5L 3456cc		K	7047	27047 <sup>70</sup>	47047	9430	29430	4483 <sup>79</sup> 4511 <sup>78</sup>	224483 <sup>79</sup> 224511 <sup>78</sup>	4234483 <sup>79</sup> N/A <sup>78</sup>	3 3

## CAMRY HYBRID

L4 2.5L 2487CC Electric/Gas	A25A-FXS	D	7047	27047	47047	9310	29310	4483 <sup>79</sup> 4511 <sup>78</sup>	224483 <sup>79</sup> 224511 <sup>78</sup>	4234483 <sup>79</sup> N/A <sup>78</sup>	3 3
-----------------------------	----------	---	------	-------	-------	------	-------	--	--	--	--------

## COROLLA

L4 1.8L 1798cc	2ZRFE	L	7064	27064 <sup>70</sup>	47064	9104	29104	4483 <sup>79</sup> 4511 <sup>78</sup>	224483 <sup>79</sup> 224511 <sup>78</sup>	4234483 <sup>79</sup> N/A <sup>78</sup>	3 3
L4 2.4L 2362cc (Mex.)			7145	27145	47145	9104	29104	4483	224483	4234483	

## FJ CRUISER

V6 4L 3956CC 241CID		U	7173	27173	47173	9350	29350	4875	224875	N/A	3
---------------------	--	---	------	-------	-------	------	-------	------	--------	-----	---

## HIACE

L4 2.7L 2694cc (Mex.)			1348 <sup>53</sup>	21348 <sup>70</sup>	41348	206118	N/A	N/A	N/A	N/A	
-----------------------	--	--	--------------------	---------------------	-------	--------	-----	-----	-----	-----	--

## HIGHLANDER

L4 2.7L 2672cc 163 CID	1ARFE	A	7047	27047 <sup>70</sup>	47047	6673	26673	4483 <sup>79</sup> 4511 <sup>78</sup>	224483 <sup>79</sup> 224511 <sup>78</sup>	4234483 <sup>79</sup> N/A <sup>78</sup>	3 3
V6 3.5L 3456cc		K	7047	27047 <sup>70</sup>	47047	6673	26673	4483 <sup>79</sup> 4511 <sup>78</sup>	224483 <sup>79</sup> 224511 <sup>78</sup>	4234483 <sup>79</sup> N/A <sup>78</sup>	3 3

## HIGHLANDER HYBRID

V6 3.5L 3456cc Electric/Gas	2GRFXE	C	7047	27047 <sup>70</sup>	47047	200313	N/A	4483 <sup>79</sup> 4511 <sup>78</sup>	224483 <sup>79</sup> 224511 <sup>78</sup>	4234483 <sup>79</sup> N/A <sup>78</sup>	3 3
-----------------------------	--------	---	------	---------------------	-------	--------	-----	--	--	--	--------

## HILUX

L4 2.5L 2494cc (2KDFTV) Diesel (Mex.)			1348 <sup>53</sup>	21348 <sup>70</sup>	41348	9039	N/A	4483 4511	224483 224511	4234483 N/A	
L4 2.7L 2694cc (Mex.)			1348 <sup>53</sup>	21348 <sup>70</sup>	41348	9039	N/A	N/A	N/A	N/A	
L4 2.7L 2694cc (2TRFE) (Mex.)			1348 <sup>53</sup>	21348 <sup>70</sup>	41348	9039	N/A	N/A	N/A	N/A	
L4 3.0L (1KDFTV) Diesel (Mex.)			1348 <sup>53</sup>	21348 <sup>70</sup>	41348	9039	N/A	4483 4511	224483 224511	4234483 N/A	

## LAND CRUISER

V8 4.6L 4608cc (Mex.)	1URFE							4483 4511	224483 224511	4234483 N/A	
V8 5.7L 5663cc 345 CID	3URFE		7041	27041	47041	9030	N/A	4483 <sup>79</sup> 4511 <sup>78</sup>	224483 <sup>79</sup> 224511 <sup>78</sup>	4234483 <sup>79</sup> N/A <sup>78</sup>	3 3

## MATRIX

L4 1.8L 1798cc	2ZRFE	U	7064	27064 <sup>70</sup>	47064	9104	29104	4483 <sup>79</sup> 4511 <sup>78</sup>	224483 <sup>79</sup> 224511 <sup>78</sup>	4234483 <sup>79</sup> N/A <sup>78</sup>	3 3
L4 2.4L 2362cc	2AZFE	E	7145	27145 <sup>70</sup>	47145	9172	29172	4483 <sup>79</sup> 4511 <sup>78</sup>	224483 <sup>79</sup> 224511 <sup>78</sup>	4234483 <sup>79</sup> N/A <sup>78</sup>	3 3

## PRIUS

L4 1.8L 1798cc 110 CID Electric/Gas	2ZRFXE	N	7064	27064 <sup>70</sup>	47064	9320	29320	4483 <sup>79</sup> 4511 <sup>78</sup>	224483 <sup>79</sup> 224511 <sup>78</sup>	4234483 <sup>79</sup> N/A <sup>78</sup>	3 3
-------------------------------------	--------	---	------	---------------------	-------	------	-------	--	--	--	--------

N/A = Not Available N/R = Not Required N/S = Not Servicable For cabin air locator chart, see pages 5-12 See pages 13-16 for footnotes

1) ProSelect - Normal Driving - Traditional Change Intervals 2) NAPA Gold - Severe Driving - OE Recommended intervals 3) NAPA Platinum - Harsh Driving - OE Recommend Intervals

N/A = Non disponible N/R = Non nécessaire N/S = Non réparable Voir le tableau des filtres et d'habitacle aux pages 5-12 Voir pages 13-16 pour des notes

1) NAPA ProSelect et Argent - Conduite normale - Intervalles normaux de remplacement 2) NAPA Or - Conduite difficile - Intervalles recommandés par FEO 3) NAPA Platine - Conduite très difficile - Intervalles recommandés par FEO

N/A = No disponible N/R = No requerido N/S = No Servicable Para el aire de la cabina y tabla de localización de filtro, consulte las páginas 5-12 Ver las páginas 13-16 para las notas al pie de página

1) NAPA ProSelect y Plata - Manejo normal - Intervallos normales de cambio 2) NAPA Oro - Manejo difícil - Intervallos recomendados por el OEM 3) NAPA Platino - Manejo muy difícil - Intervallos recomendados por el OEM

Italicized Part Numbers May Not Be Available.

Las piezas con números en *italicas* pueden no estar disponibles.  
Les numéros de pièce en *italiques* peuvent ne pas être disponibles.



## Pass Car Light Truck - Oil - Air - Cabin

TOYOTA 2013-2012

Year/Año/Année Model/Modelo/Modèle Engine/Motor/Moteur	Eng. Code Código de motor Code moteur	VIN NIV NIV	GOLD Oil Aceite Huile	ProSelect Oil Aceite Huile	Platinum Oil Aceite Huile	GOLD Air Aire Air	ProSelect Air Aire Air	GOLD Cabin Air Cabina Aire Cabine Air	ProSelect Cabin Air Cabina Aire Cabine Air	Platinum Cabin Air Cabina Aire Cabine Air	Loc. Cabin Air Cabina Aire Cabine Air
--	---	-------------------	--------------------------------	-------------------------------------	------------------------------------	----------------------------	---------------------------------	--	---	--	--

## TOYOTA (Cont'd/Suite)

## 2013 (Cont'd/Suite)

## PRIUS C

L4 1.5L 1497cc 91 CID Electric/Gas	1NZFXE		1394 <sup>53</sup>	21394	41394	200000	N/A	4483 <sup>79</sup> 4511 <sup>78</sup>	224483 <sup>79</sup> 224511 <sup>78</sup>	4234483 <sup>79</sup> N/A <sup>78</sup>	3 3
------------------------------------	--------	--	--------------------	-------	-------	--------	-----	--	--	--	--------

## PRIUS PLUG-IN

L4 1.8L 1798cc 110 CID Electric/Gas	2ZRFXE		7064	27064 <sup>70</sup>	47064	9320	29320	4483 <sup>79</sup> 4511 <sup>78</sup>	224483 <sup>79</sup> 224511 <sup>78</sup>	4234483 <sup>79</sup> N/A <sup>78</sup>	3 3
-------------------------------------	--------	--	------	---------------------	-------	------	-------	--	--	--	--------

## PRIUS V

L4 1.8L 1798cc 110 CID Electric/Gas	2ZRFXE	N	7064	27064 <sup>70</sup>	47064	9320	29320	4511 <sup>78</sup> 4511 <sup>78</sup>	224511 <sup>78</sup> 224511 <sup>78</sup>	N/A <sup>78</sup> N/A <sup>78</sup>	3 3
-------------------------------------	--------	---	------	---------------------	-------	------	-------	--	--	--	--------

## RAV4

L4 2.5L 2487CC		F	7047	27047 <sup>70</sup>	47047	9310	29310	4511 <sup>78</sup> 4511 <sup>78</sup>	224511 <sup>78</sup> 224511 <sup>78</sup>	N/A <sup>78</sup> N/A <sup>78</sup>	3 3
----------------	--	---	------	---------------------	-------	------	-------	--	--	--	--------

## SEQUOIA

V8 5.7L 5663cc 345 CID	3URFE	Y	7041	27041	47041	9010	29010	4483 <sup>79</sup> 4511 <sup>78</sup>	224483 <sup>79</sup> 224511 <sup>78</sup>	4234483 <sup>79</sup> N/A <sup>78</sup>	3 3
------------------------	-------	---	------	-------	-------	------	-------	--	--	--	--------

V8 5.7L 5663cc 345 CID Flex		W	7041	27041	47041	9010	29010	4483 <sup>79</sup> 4511 <sup>78</sup>	224483 <sup>79</sup> 224511 <sup>78</sup>	4234483 <sup>79</sup> N/A <sup>78</sup>	3 3
-----------------------------	--	---	------	-------	-------	------	-------	--	--	--	--------

## SIENNA

L4 2.7L 2672cc 163 CID	1ARFE	A	7047	27047 <sup>70</sup>	47047	9430	29430	4483 <sup>79</sup> 4511 <sup>78</sup>	224483 <sup>79</sup> 224511 <sup>78</sup>	4234483 <sup>79</sup> N/A <sup>78</sup>	3 3
------------------------	-------	---	------	---------------------	-------	------	-------	--	--	--	--------

V6 3.5L 3456cc		K	7047	27047 <sup>70</sup>	47047	9430	29430	4483 <sup>79</sup> 4511 <sup>78</sup>	224483 <sup>79</sup> 224511 <sup>78</sup>	4234483 <sup>79</sup> N/A <sup>78</sup>	3 3
----------------	--	---	------	---------------------	-------	------	-------	--	--	--	--------

## TACOMA

L4 2.7L 2694cc	2TRFE	X	1348 <sup>53</sup>	21348 <sup>70</sup>	41348	9155	29155	9358	229358	N/A	3
----------------	-------	---	--------------------	---------------------	-------	------	-------	------	--------	-----	---

V6 4L 3956CC 241CID		U	1348 <sup>53</sup>	21348 <sup>70</sup>	41348	6888	26888	9358	229358	N/A	3
---------------------	--	---	--------------------	---------------------	-------	------	-------	------	--------	-----	---

## TUNDRA

V6 4L 3956CC 241CID		U	1348 <sup>53</sup> Spin-on 7173 <sup>53</sup> Cart.	21348 <sup>70</sup> Spin-on 27173 <sup>70</sup> Cart.	41348 Spin-on 47173 Cart.	9010	29010	4483 <sup>79</sup> 4511 <sup>78</sup>	224483 <sup>79</sup> 224511 <sup>78</sup>	4234483 <sup>79</sup> N/A <sup>78</sup>	3 3
---------------------	--	---	--	--	------------------------------------	------	-------	--	--	--	--------

V8 4.6L 4608cc	1URFE	M	7041	27041	47041	9010	29010	4483 <sup>79</sup> 4511 <sup>78</sup>	224483 <sup>79</sup> 224511 <sup>78</sup>	4234483 <sup>79</sup> N/A <sup>78</sup>	3 3
----------------	-------	---	------	-------	-------	------	-------	--	--	--	--------

V8 5.7L 5663cc 345 CID	3URFE	Y	7041	27041	47041	9010	29010	4483 <sup>79</sup> 4511 <sup>78</sup>	224483 <sup>79</sup> 224511 <sup>78</sup>	4234483 <sup>79</sup> N/A <sup>78</sup>	3 3
------------------------	-------	---	------	-------	-------	------	-------	--	--	--	--------

V8 5.7L 5663cc 345 CID Flex			7041	27041	47041	9010	29010	4483 <sup>79</sup> 4511 <sup>78</sup>	224483 <sup>79</sup> 224511 <sup>78</sup>	4234483 <sup>79</sup> N/A <sup>78</sup>	3 3
-----------------------------	--	--	------	-------	-------	------	-------	--	--	--	--------

## VENZA

L4 2.7L 2672cc 163 CID	1ARFE	E	7047	27047 <sup>70</sup>	47047	9223	29223	4483 <sup>79</sup> 4511 <sup>78</sup>	224483 <sup>79</sup> 224511 <sup>78</sup>	4234483 <sup>79</sup> N/A <sup>78</sup>	3 3
------------------------	-------	---	------	---------------------	-------	------	-------	--	--	--	--------

V6 3.5L 3456cc		K	7047	27047 <sup>70</sup>	47047	9172	29172	4483 <sup>79</sup> 4511 <sup>78</sup>	224483 <sup>79</sup> 224511 <sup>78</sup>	4234483 <sup>79</sup> N/A <sup>78</sup>	3 3
----------------	--	---	------	---------------------	-------	------	-------	--	--	--	--------

## YARIS

L4 1.5L 1497cc	1NZFE		1394 <sup>53</sup>	21394	41394	9104	29104	4483 <sup>79</sup> 4511 <sup>78</sup>	224483 <sup>79</sup> 224511 <sup>78</sup>	4234483 <sup>79</sup> N/A <sup>78</sup>	3 3
----------------	-------	--	--------------------	-------	-------	------	-------	--	--	--	--------

## 2012

## 4 RUNNER

V6 4L 3956CC 241CID			7173	27173	47173	9350	29350	4483 <sup>79</sup> 4511 <sup>78</sup>	224483 <sup>79</sup> 224511 <sup>78</sup>	4234483 <sup>79</sup> N/A <sup>78</sup>	3 3
---------------------	--	--	------	-------	-------	------	-------	--	--	--	--------

## AVALON

V6 3.5L 3456cc		K	7047	27047 <sup>70</sup>	47047	9172	29172	4483 <sup>79</sup> 4511 <sup>78</sup>	224483 <sup>79</sup> 224511 <sup>78</sup>	4234483 <sup>79</sup> N/A <sup>78</sup>	3 3
----------------	--	---	------	---------------------	-------	------	-------	--	--	--	--------

## AVANZA

L4 1.5L 1495cc (Mex.)			1394 <sup>53</sup>	21394 <sup>70</sup>	41394	N/A	N/A	N/A	N/A	N/A	
-----------------------	--	--	--------------------	---------------------	-------	-----	-----	-----	-----	-----	--

N/A = Not Available N/R = Not Required N/S = Not Servicable For cabin air locator chart, see pages 5-12 See pages 13-16 for footnotes

1) ProSelect - Normal Driving - Traditional Change Intervals 2) NAPA Gold - Severe Driving - OE Recommended intervals 3) NAPA Platinum - Harsh Driving - OE Recommend Intervals

N/A = Non disponible N/R = Non nécessaire N/S = Non réparable Voir le tableau des filtres et d'habitacle aux pages 5-12 Voir pages 13-16 pour des notes

1) NAPA ProSelect et Argent - Conduite normale - Intervalles normaux de remplacement 2) NAPA Or - Conduite difficile - Intervalles recommandés par FEO 3) NAPA Platine - Conduite très difficile - Intervalles recommandés par FEO

N/A = No disponible N/R = No requerido N/S = No Servicable Para el aire de la cabina y tabla de localización de filtro, consulte las páginas 5-12 Ver las páginas 13-16 para las notas al pie de página

1) NAPA ProSelect y Plata - Manejo normal - Intervalos normales de cambio 2) NAPA Oro - Manejo difícil - Intervalos recomendados por el OEM 3) NAPA Platino - Manejo muy difícil - Intervalos recomendados por el OEM

Italicized Part Numbers May Not Be Available.

Las piezas con números en *italicas* pueden no estar disponibles.Les numéros de pièce en *italiques* peuvent ne pas être disponibles.P  
a  
s  
s  
C  
a  
r  
L  
i  
g  
h  
t  
T  
r  
u  
c  
k  
O  
i  
l  
-  
A  
i  
r  
-  
C  
a  
b  
i  
n





TOYOTA 2012

## Pass Car Light Truck - Oil - Air - Cabin

Year/Año/Année Model/Modelo/Modele Engine/Motor/Moteur	Eng. Code Código de motor Code moteur	VIN NIV NIV	GOLD Oil Aceite Huile	ProSelect Oil Aceite Huile	Platinum Oil Aceite Huile	GOLD Air Aire Air	ProSelect Air Aire Air	GOLD Cabin Air Cabina Aire Cabine Air	ProSelect Cabin Air Cabina Aire Cabine Air	Platinum Cabin Air Cabina Aire Cabine Air	Loc. Cabin Air Cabina Aire Cabine Air
--	---	-------------------	--------------------------------	-------------------------------------	------------------------------------	----------------------------	---------------------------------	--	---	--	--

## TOYOTA (Cont'd/Suite)

## 2012 (Cont'd/Suite)

## CAMRY

L4 2.5L 2487CC		F	7047	27047 <sup>79</sup>	47047	9223	29223	4483 <sup>79</sup> 4511 <sup>78</sup>	224483 <sup>79</sup> 224511 <sup>78</sup>	4234483 <sup>79</sup> N/A <sup>78</sup>	3 3
V6 3.5L 3456cc		K	7047	27047 <sup>79</sup>	47047	9430	29430	4483 <sup>79</sup> 4511 <sup>78</sup>	224483 <sup>79</sup> 224511 <sup>78</sup>	4234483 <sup>79</sup> N/A <sup>78</sup>	3 3

## CAMRY HYBRID

L4 2.5L 2487CC Electric/Gas	A25A-FXS	D	7047	27047	47047	9310	29310	4483 4511	224483 224511	4234483 N/A	3 3
-----------------------------	----------	---	------	-------	-------	------	-------	--------------	------------------	----------------	--------

## COROLLA

L4 1.8L 1798cc	2ZRFE	LJU	7064	27064 <sup>79</sup>	47064	9104	29104	4483 <sup>79</sup> 4511 <sup>79</sup>	224483 <sup>79</sup> 224511 <sup>79</sup>	4234483 <sup>79</sup> N/A <sup>79</sup>	3 3
L4 2.4L 2362cc	2AZFE	E	7145	27145 <sup>79</sup>	47145	9172	29172	4483 <sup>79</sup> 4511 <sup>79</sup>	224483 <sup>79</sup> 224511 <sup>79</sup>	4234483 <sup>79</sup> N/A <sup>79</sup>	3 3

## FJ CRUISER

V6 4L 3956CC 241CID		U	7173	27173	47173	9350	29350	4875	224875	N/A	3
---------------------	--	---	------	-------	-------	------	-------	------	--------	-----	---

## HIACE

L4 2.7L 2694cc (Mex.)			1348 <sup>53</sup>	21348 <sup>79</sup>	41348			N/A	N/A	N/A	
-----------------------	--	--	--------------------	---------------------	-------	--	--	-----	-----	-----	--

## HIGHLANDER

L4 2.7L 2672cc 163 CID	1ARFE	A	7047	27047 <sup>79</sup>	47047	6673	26673	4483 <sup>79</sup> 4511 <sup>78</sup>	224483 <sup>79</sup> 224511 <sup>78</sup>	4234483 <sup>79</sup> N/A <sup>78</sup>	3 3
V6 3.5L 3456cc		K	7047	27047 <sup>79</sup>	47047	6673	26673	4483 <sup>79</sup> 4511 <sup>78</sup>	224483 <sup>79</sup> 224511 <sup>78</sup>	4234483 <sup>79</sup> N/A <sup>78</sup>	3 3

## HIGHLANDER HYBRID

V6 3.5L 3456cc Electric/Gas	2GRFXE	C	7047	27047 <sup>79</sup>	47047	200313	N/A	4483 4511	224483 224511	4234483 N/A	3 3
-----------------------------	--------	---	------	---------------------	-------	--------	-----	--------------	------------------	----------------	--------

## HILUX

L4 2.5L 2494cc (2KDFTV) Diesel (Mex.)			1348 <sup>53</sup>	21348 <sup>79</sup>	41348	9039	N/A	4483 4511	224483 224511	4234483 N/A	
L4 2.7L 2694cc (Mex.)			1348 <sup>53</sup>	21348 <sup>79</sup>	41348	9039	N/A	N/A	N/A	N/A	
L4 2.7L 2694cc (2TRFE) (Mex.)			1348 <sup>53</sup>	21348 <sup>79</sup>	41348			N/A	N/A	N/A	
L4 3.0L (1KDFTV) Diesel (Mex.)			1348 <sup>53</sup>	21348 <sup>79</sup>	41348	9039	N/A	4483 4511	224483 224511	4234483 N/A	

## LAND CRUISER

V8 4.6L 4608cc (Mex.)	1URFE							4483 4511	224483 224511	4234483 N/A	
-----------------------	-------	--	--	--	--	--	--	--------------	------------------	----------------	--

## MATRIX

L4 1.8L 1798cc	2ZRFE	U	7064	27064 <sup>79</sup>	47064	9104	29104	4483 <sup>79</sup> 4511 <sup>79</sup>	224483 <sup>79</sup> 224511 <sup>79</sup>	4234483 <sup>79</sup> N/A <sup>79</sup>	3 3
L4 2.4L 2362cc	2AZFE	E	7145	27145 <sup>79</sup>	47145	9172	29172	4483 <sup>79</sup> 4511 <sup>79</sup>	224483 <sup>79</sup> 224511 <sup>79</sup>	4234483 <sup>79</sup> N/A <sup>79</sup>	3 3

## PRIUS

L4 1.8L 1798cc 110 CID Electric/Gas	2ZRFXE	N	7064	27064 <sup>79</sup>	47064	9320	29320	4483 <sup>79</sup> 4511 <sup>78</sup>	224483 <sup>79</sup> 224511 <sup>78</sup>	4234483 <sup>79</sup> N/A <sup>78</sup>	3 3
-------------------------------------	--------	---	------	---------------------	-------	------	-------	--	--	--	--------

## PRIUS C

L4 1.5L 1497cc 91 CID Electric/Gas	1NZFXE		1394 <sup>53</sup>	21394	41394	200000	N/A	4511 <sup>78</sup> 4511 <sup>78</sup>	224511 <sup>78</sup> 224511 <sup>78</sup>	N/A <sup>78</sup> N/A <sup>78</sup>	3 3
------------------------------------	--------	--	--------------------	-------	-------	--------	-----	--	--	--	--------

## PRIUS PLUG-IN

L4 1.8L 1798cc 110 CID Electric/Gas	2ZRFXE		7064	27064 <sup>79</sup>	47064	9320	29320	4483 <sup>79</sup> 4511 <sup>78</sup>	224483 <sup>79</sup> 224511 <sup>78</sup>	4234483 <sup>79</sup> N/A <sup>78</sup>	3 3
-------------------------------------	--------	--	------	---------------------	-------	------	-------	--	--	--	--------

## PRIUS V

L4 1.8L 1798cc 110 CID Electric/Gas	2ZRFXE	N	7064	27064 <sup>79</sup>	47064	9320	29320	4511 <sup>78</sup> 4511 <sup>78</sup>	224511 <sup>78</sup> 224511 <sup>78</sup>	N/A <sup>78</sup> N/A <sup>78</sup>	3 3
-------------------------------------	--------	---	------	---------------------	-------	------	-------	--	--	--	--------

N/A = Not Available N/R = Not Required N/S = Not Servicable For cabin air locator chart, see pages 5-12 See pages 13-16 for footnotes

1) ProSelect - Normal Driving - Traditional Change Intervals 2) NAPA Gold - Severe Driving - OE Recommended intervals 3) NAPA Platinum - Harsh Driving - OE Recommend Intervals

N/A = Non disponible N/R = Non nécessaire N/S = Non réparable Voir le tableau des filtres et d'habitacle aux pages 5-12 Voir pages 13-16 pour des notes

1) NAPA ProSelect et Argent - Conduite normale - Intervalles normaux de remplacement 2) NAPA Or - Conduite difficile - Intervalles recommandés par FEO 3) NAPA Platine - Conduite très difficile - Intervalles recommandés par FEO

N/A = No disponible N/R = No requerido N/S = No Servicable Para el aire de la cabina y tabla de localización de filtro, consulte las páginas 5-12 Ver las páginas 13-16 para las notas al pie de página

1) NAPA ProSelect y Plata - Manejo normal - Intervalos normales de cambio 2) NAPA Oro - Manejo difícil - Intervalos recomendados por el OEM 3) NAPA Platino - Manejo muy difícil - Intervalos recomendados por el OEM

*Italicized Part Numbers May Not Be Available.*

Las piezas con números en *italicas* pueden no estar disponibles.  
Les numéros de pièce en *italiques* peuvent ne pas être disponibles.



## Pass Car Light Truck - Oil - Air - Cabin

TOYOTA 2012-2011

Year/Anio/Année Model/Modelo/Modèle Engine/Motor/Moteur	Eng. Code Codigo de motor Code moteur	VIN NIV NIV	GOLD Oil Aceite Huile	ProSelect Oil Aceite Huile	Platinum Oil Aceite Huile	GOLD Air Aire Air	ProSelect Air Aire Air	GOLD Cabin Air Cabina Aire Cabine Air	ProSelect Cabin Air Cabina Aire Cabine Air	Platinum Cabin Air Cabina Aire Cabine Air	Loc. Cabin Air Cabina Aire Cabine Air
---	---	-------------------	--------------------------------	-------------------------------------	------------------------------------	----------------------------	---------------------------------	--	---	--	--

## TOYOTA (Cont'd/Suite)

## 2012 (Cont'd/Suite)

## RAV4

L4 2.5L 2487CC		F	7047	27047 <sup>70</sup>	47047	9172	29172	4483 <sup>79</sup> 4511 <sup>78</sup>	224483 <sup>79</sup> 224511 <sup>78</sup>	4234483 <sup>79</sup> N/A <sup>78</sup>	3 3
V6 3.5L 3456cc		K	7047	27047 <sup>70</sup>	47047	9172	29172	4483 <sup>79</sup> 4511 <sup>78</sup>	224483 <sup>79</sup> 224511 <sup>78</sup>	4234483 <sup>79</sup> N/A <sup>78</sup>	3 3

## SEQUOIA

V8 4.6L 4608cc	1URFE	M	7041	27041	47041	9010	29010	4483 <sup>79</sup> 4511 <sup>78</sup>	224483 <sup>79</sup> 224511 <sup>78</sup>	4234483 <sup>79</sup> N/A <sup>78</sup>	3 3
V8 5.7L 5663cc 345 CID	3URFE	Y	7041	27041	47041	9010	29010	4483 4511 <sup>78</sup>	224483 224511 <sup>78</sup>	4234483 N/A <sup>78</sup>	3 3
V8 5.7L 5663cc 345 CID Flex		W	7041	27041	47041	9010	29010	4483 <sup>79</sup> 4511 <sup>78</sup>	224483 <sup>79</sup> 224511 <sup>78</sup>	4234483 <sup>79</sup> N/A <sup>78</sup>	3 3

## SIENNA

L4 2.7L 2672cc 163 CID	1ARFE	A	7047	27047 <sup>70</sup>	47047	9430	29430	4483 <sup>79</sup> 4511 <sup>78</sup>	224483 <sup>79</sup> 224511 <sup>78</sup>	4234483 <sup>79</sup> N/A <sup>78</sup>	3 3
V6 3.5L 3456cc		K	7047	27047 <sup>70</sup>	47047	9430	29430	4483 <sup>79</sup> 4511 <sup>78</sup>	224483 <sup>79</sup> 224511 <sup>78</sup>	4234483 <sup>79</sup> N/A <sup>78</sup>	3 3

## TACOMA

L4 2.7L 2693cc	2TRFE	X	1348 <sup>53</sup>	21348 <sup>70</sup>	41348	9155	29155	9358	229358	N/A	3
V6 4L 3956CC 241CID		U	1348 <sup>53</sup>	21348 <sup>70</sup>	41348	6888	26888	9358	229358	N/A	3

## TUNDRA

V6 4L 3956CC 241CID		U	1348 <sup>53</sup> Spin-on 7173 <sup>53</sup> Cart.	21348 <sup>70</sup> Spin-on 27173 <sup>70</sup> Cart.	41348 47173 Cart.	9010	29010	4483 <sup>79</sup> 4511 <sup>78</sup>	224483 <sup>79</sup> 224511 <sup>78</sup>	4234483 <sup>79</sup> N/A <sup>78</sup>	3 3
V8 4.6L 4608cc	1URFE	M	7041	27041	47041	9010	29010	4483 <sup>79</sup> 4511 <sup>78</sup>	224483 <sup>79</sup> 224511 <sup>78</sup>	4234483 <sup>79</sup> N/A <sup>78</sup>	3 3
V8 5.7L 5663cc 345 CID	3URFE	Y	7041	27041	47041	9010	29010	4483 <sup>79</sup> 4511 <sup>78</sup>	224483 <sup>79</sup> 224511 <sup>78</sup>	4234483 <sup>79</sup> N/A <sup>78</sup>	3 3
V8 5.7L 5663cc 345 CID Flex			7041	27041	47041	9010	29010	4483 4511 <sup>78</sup>	224483 224511 <sup>78</sup>	4234483 N/A <sup>78</sup>	3 3

## VENZA

L4 2.7L 2672cc 163 CID	1ARFE	E	7047	27047 <sup>70</sup>	47047	9223	29223	4483 <sup>79</sup> 4511 <sup>78</sup>	224483 <sup>79</sup> 224511 <sup>78</sup>	4234483 <sup>79</sup> N/A <sup>78</sup>	3 3
V6 3.5L 3456cc		K	7047	27047 <sup>70</sup>	47047	9172	29172	4483 <sup>79</sup> 4511 <sup>78</sup>	224483 <sup>79</sup> 224511 <sup>78</sup>	4234483 <sup>79</sup> N/A <sup>78</sup>	3 3

## YARIS

L4 1.5L 1497cc	1NZFE		1394 <sup>53</sup>	21394	41394	9104	29104	4483 <sup>79</sup> 4511 <sup>78</sup>	224483 <sup>79</sup> 224511 <sup>78</sup>	4234483 <sup>79</sup> N/A <sup>78</sup>	3 3
----------------	-------	--	--------------------	-------	-------	------	-------	--	--	--	--------

## 2011

## 4 RUNNER

V6 4L 3956CC 241CID		U	7173	27173	47173	9350	29350	4483 <sup>79</sup> 4511 <sup>78</sup>	224483 <sup>79</sup> 224511 <sup>78</sup>	4234483 <sup>79</sup> N/A <sup>78</sup>	3 3
---------------------	--	---	------	-------	-------	------	-------	--	--	--	--------

## AVALON

V6 3.5L 3456cc		K	7047	27047 <sup>70</sup>	47047	9172	29172	4483 <sup>79</sup> 4511 <sup>78</sup>	224483 <sup>79</sup> 224511 <sup>78</sup>	4234483 <sup>79</sup> N/A <sup>78</sup>	3 3
----------------	--	---	------	---------------------	-------	------	-------	--	--	--	--------

## AVANZA

L4 1.5L 1495cc (Mex.)			1394 <sup>53</sup>	21394 <sup>70</sup>	41394	N/A	N/A	N/A	N/A	N/A	
L4 1.5L 1500cc (Mex.)			1394 <sup>53</sup>	21394	41394	N/A	N/A	N/A	N/A	N/A	

## CAMRY

L4 2.4L 2362cc (Mex.)			7145	27145	47145	9223	29223	4883	224883	4234883	
L4 2.5L 2487CC	F		7047	27047 <sup>70</sup>	47047	9223	29223	4483 <sup>79</sup> 4511 <sup>78</sup>	224483 <sup>79</sup> 224511 <sup>78</sup>	4234483 <sup>79</sup> N/A <sup>78</sup>	3 3
V6 3.5L 3456cc	K		7047	27047 <sup>70</sup>	47047	9172	29172	4483 <sup>79</sup> 4511 <sup>78</sup>	224483 <sup>79</sup> 224511 <sup>78</sup>	4234483 <sup>79</sup> N/A <sup>78</sup>	3 3

N/A = Not Available N/R = Not Required N/S = Not Servicable For cabin air locator chart, see pages 5-12 See pages 13-16 for footnotes

1) ProSelect - Normal Driving - Traditional Change Intervals 2) NAPA Gold - Severe Driving - OE Recommended Intervals 3) NAPA Platinum - Harsh Driving - OE Recommended Intervals

N/A = Non disponible N/R = Non nécessaire N/S = Non réparable Voir le tableau des filtres et d'habitacle aux pages 5-12 Voir pages 13-16 pour des notes

1) NAPA ProSelect et Argent - Conduite normale - Intervalles normaux de remplacement 2) NAPA Or - Conduite difficile - Intervalles recommandés par FEO 3) NAPA Platine - Conduite très difficile - Intervalles recommandés par FEO

N/A = No disponible N/R = No requerido N/S = No Servicable Para el aire de la cabina y tabla de localización de filtro, consulte las páginas 5-12 Ver las páginas 13-16 para las notas al pie de página

1) NAPA ProSelect y Plata - Manejo normal - Intervalles normales de cambio 2) NAPA Oro - Manejo difícil - Intervalles recomendados por el OEM 3) NAPA Platino - Manejo muy difícil - Intervalles recomendados por el OEM

Italicized Part Numbers May Not Be Available.

Las piezas con números en *italicas* pueden no estar disponibles.Les numéros de pièce en *italiques* peuvent ne pas être disponibles.P  
a  
s  
s  
C  
a  
r  
L  
i  
g  
h  
t  
T  
r  
u  
c  
k  
O  
i  
l  
-  
A  
i  
r  
-  
C  
a  
b  
i  
n



TOYOTA 2011

## Pass Car Light Truck - Oil - Air - Cabin

Year/Año/Année Model/Modelo/Modele Engine/Motor/Moteur	Eng. Code Código de motor Code moteur	VIN NIV NIV	GOLD Oil Aceite Huile	ProSelect Oil Aceite Huile	Platinum Oil Aceite Huile	GOLD Air Aire Air	ProSelect Air Aire Air	GOLD Cabin Air Cabina Aire Cabine Air	ProSelect Cabin Air Cabina Aire Cabine Air	Platinum Cabin Air Cabina Aire Cabine Air	Loc. Cabin Air Cabina Aire Cabine Air
--	---	-------------------	--------------------------------	-------------------------------------	------------------------------------	----------------------------	---------------------------------	--	---	--	--

## TOYOTA (Cont'd/Suite)

2011 (Cont'd/Suite)

## CAMRY HYBRID

L4 2.4L 2362cc Electric/Gas	2AZFXE	B	7145	27145 <sup>79</sup>	47145	6673	26673	4483 <sup>79</sup> 4511 <sup>79</sup>	224483 <sup>79</sup> 224511 <sup>79</sup>	4234483 <sup>79</sup> N/A <sup>79</sup>	3 3
-----------------------------	--------	---	------	---------------------	-------	------	-------	--	--	--	--------

## COROLLA

L4 1.8L 1798cc	2ZRFE	LJ	7064	27064 <sup>70</sup>	47064	9104	29104	4483 <sup>79</sup> 4511 <sup>79</sup>	224483 <sup>79</sup> 224511 <sup>79</sup>	4234483 <sup>79</sup> N/A <sup>79</sup>	3 3
L4 2.4L 2362cc	2AZFE		7145	27145 <sup>70</sup>	47145	9172	29172	4483 <sup>79</sup> 4511 <sup>79</sup>	224483 <sup>79</sup> 224511 <sup>79</sup>	4234483 <sup>79</sup> N/A <sup>79</sup>	3 3

## FJ CRUISER

V6 4L 3956CC 241CID		U	7173	27173	47173	9350	29350	4875	224875	N/A	3
---------------------	--	---	------	-------	-------	------	-------	------	--------	-----	---

## HIACE

L4 2.7L 2694cc (Mex.)			1348 <sup>53</sup>	21348 <sup>70</sup>	41348	9326	N/A	N/A	N/A	N/A	
-----------------------	--	--	--------------------	---------------------	-------	------	-----	-----	-----	-----	--

## HIGHLANDER

L4 2.7L 2672cc 163 CID	1ARFE	A	7047	27047 <sup>70</sup>	47047	6673	26673	4483 <sup>79</sup> 4511 <sup>78</sup>	224483 <sup>79</sup> 224511 <sup>78</sup>	4234483 <sup>79</sup> N/A <sup>78</sup>	3 3
V6 3.5L 3456cc		K	7047	27047 <sup>70</sup>	47047	6673	26673	4483 <sup>79</sup> 4511 <sup>78</sup>	224483 <sup>79</sup> 224511 <sup>78</sup>	4234483 <sup>79</sup> N/A <sup>78</sup>	3 3

## HIGHLANDER HYBRID

V6 3.5L 3456cc Electric/Gas	2GRFXE	C	7047	27047 <sup>70</sup>	47047	200313	N/A	4483 <sup>79</sup> 4511 <sup>78</sup>	224483 <sup>79</sup> 224511 <sup>78</sup>	4234483 <sup>79</sup> N/A <sup>78</sup>	3 3
-----------------------------	--------	---	------	---------------------	-------	--------	-----	--	--	--	--------

## HILUX

L4 2.5L 2494cc (2KDFTV) Diesel (Mex.)			1348 <sup>53</sup>	21348 <sup>70</sup>	41348	9039	N/A	4483 4511	224483 224511	4234483 N/A	
L4 2.7L 2694cc (Mex.)			1348 <sup>53</sup>	21348 <sup>70</sup>	41348	9039	N/A	N/A	N/A	N/A	
L4 2.7L 2694cc (2TRFE) (Mex.)			1348 <sup>53</sup>	21348 <sup>70</sup>	41348	9039	N/A	N/A	N/A	N/A	
L4 3.0L (1KDFTV) Diesel (Mex.)			1348 <sup>53</sup>	21348 <sup>70</sup>	41348	9039	N/A	4483 4511	224483 224511	4234483 N/A	

## LAND CRUISER

V8 5.7L 5663cc 345 CID	3URFE	Y	7041	27041	47041	9030	N/A	4483 <sup>79</sup> 4511 <sup>78</sup>	224483 <sup>79</sup> 224511 <sup>78</sup>	4234483 <sup>79</sup> N/A <sup>78</sup>	3 3
------------------------	-------	---	------	-------	-------	------	-----	--	--	--	--------

## MATRIX

L4 1.8L 1798cc	2ZRFE	U	7064	27064 <sup>70</sup>	47064	9104	29104	4483 <sup>79</sup> 4511 <sup>79</sup>	224483 <sup>79</sup> 224511 <sup>79</sup>	4234483 <sup>79</sup> N/A <sup>79</sup>	3 3
L4 2.4L 2362cc	2AZFE	E	7145	27145 <sup>70</sup>	47145	9172	29172	4483 <sup>79</sup> 4511 <sup>79</sup>	224483 <sup>79</sup> 224511 <sup>79</sup>	4234483 <sup>79</sup> N/A <sup>79</sup>	3 3

## PRIUS

L4 1.8L 1798cc 110 CID Electric/Gas	2ZRFXE	N	7064	27064 <sup>70</sup>	47064	9320	29320	4483 <sup>79</sup> 4511 <sup>78</sup>	224483 <sup>79</sup> 224511 <sup>78</sup>	4234483 <sup>79</sup> N/A <sup>78</sup>	3 3
-------------------------------------	--------	---	------	---------------------	-------	------	-------	--	--	--	--------

## RAV4

L4 2.5L 2487CC		F	7047	27047 <sup>70</sup>	47047	9172	29172	4483 <sup>79</sup> 4511 <sup>78</sup>	224483 <sup>79</sup> 224511 <sup>78</sup>	4234483 <sup>79</sup> N/A <sup>78</sup>	3 3
V6 3.5L 3456cc		K	7047	27047 <sup>70</sup>	47047	9172	29172	4483 <sup>79</sup> 4511 <sup>78</sup>	224483 <sup>79</sup> 224511 <sup>78</sup>	4234483 <sup>79</sup> N/A <sup>78</sup>	3 3

## SEQUOIA

V8 4.6L 4608cc	1URFE	M	7041	27041	47041	9010	29010	4483 <sup>79</sup> 4511 <sup>78</sup>	224483 <sup>79</sup> 224511 <sup>78</sup>	4234483 <sup>79</sup> N/A <sup>78</sup>	3 3
V8 5.7L 5663cc 345 CID	3URFE	Y	7041	27041	47041	9010	29010	4483 4511 <sup>78</sup>	224483 224511 <sup>78</sup>	4234483 N/A <sup>78</sup>	3 3
V8 5.7L 5663cc 345 CID Flex		W	7041	27041	47041	9010	29010	4483 <sup>79</sup> 4511 <sup>79</sup>	224483 <sup>79</sup> 224511 <sup>79</sup>	4234483 <sup>79</sup> N/A <sup>79</sup>	3 3

## SIENNA

L4 2.7L 2672cc 163 CID	1ARFE	A	7047	27047 <sup>70</sup>	47047	9430	29430	4483 <sup>79</sup> 4511 <sup>78</sup>	224483 <sup>79</sup> 224511 <sup>78</sup>	4234483 <sup>79</sup> N/A <sup>78</sup>	3 3
V6 3.5L 3456cc		K	7047	27047 <sup>70</sup>	47047	9430	29430	4483 <sup>79</sup> 4511 <sup>78</sup>	224483 <sup>79</sup> 224511 <sup>78</sup>	4234483 <sup>79</sup> N/A <sup>78</sup>	3 3

N/A = Not Available N/R = Not Required N/S = Not Servicable For cabin air locator chart, see pages 5-12 See pages 13-16 for footnotes

1) ProSelect - Normal Driving - Traditional Change Intervals 2) NAPA Gold - Severe Driving - OE Recommended Intervals 3) NAPA Platinum - Harsh Driving - OE Recommend Intervals

N/A = Non disponible N/R = Non nécessaire N/S = Non réparable Voir le tableau des filtres et d'habillage aux pages 5-12 Voir pages 13-16 pour des notes

1) NAPA ProSelect et Argent - Conduite normale - Intervalles normaux de remplacement 2) NAPA Or - Conduite difficile - Intervalles recommandés par FEO 3) NAPA Platine - Conduite très difficile - Intervalles recommandés par FEO

N/A = No disponible N/R = No requerido N/S = No Servicable Para el aire de la cabina y tabla de localización de filtro, consulte las páginas 5-12 Ver las páginas 13-16 para las notas al pie de página

1) NAPA ProSelect y Plata - Manejo normal - Intervallos normales de cambio 2) NAPA Oro - Manejo difícil - Intervallos recomendados por el OEM 3) NAPA Platino - Manejo muy difícil - Intervallos recomendados por el OEM

Italicized Part Numbers May Not Be Available.

Las piezas con números en *italicas* pueden no estar disponibles.  
Les numéros de pièce en *italiques* peuvent ne pas être disponibles.



Pass Car Light Truck - Oil - Air - Cabin

TOYOTA 2011-2010

Year/Año/Année Model/Modelo/Modèle Engine/Motor/Moteur	Eng. Code Código de motor Code moteur	VIN NIV NIV	GOLD Oil Aceite Huile	ProSelect Oil Aceite Huile	Platinum Oil Aceite Huile	GOLD Air Aire Air	ProSelect Air Aire Air	GOLD Cabin Air Cabina Aire Cabine Air	ProSelect Cabin Air Cabina Aire Cabine Air	Platinum Cabin Air Cabina Aire Cabine Air	Loc. Cabin Air Cabina Aire Cabine Air
--	---	-------------------	--------------------------------	-------------------------------------	------------------------------------	----------------------------	---------------------------------	--	---	--	--

TOYOTA (Cont'd/Suite)

**2011** (Cont'd/Suite)

**TACOMA**

L4 2.7L 2693cc	2TRFE	X	1348 <sup>53</sup>	21348 <sup>70</sup>	41348	9155	29155	9358	229358	N/A	3
V6 4L 3956CC 241CID		U	1348 <sup>53</sup>	21348 <sup>70</sup>	41348	6888	26888	9358	229358	N/A	3

**TUNDRA**

V6 4L 3956CC 241CID		U	1348 <sup>53</sup> Spin-on 7041 <sup>53</sup> Cart.	21348 <sup>70</sup> Spin-on 27041 <sup>70</sup> Cart.	41348 Spin-on 47041 Cart.	9010	29010	4483 <sup>79</sup> 4511 <sup>78</sup>	224483 <sup>79</sup> 224511 <sup>78</sup>	4234483 <sup>79</sup> N/A <sup>78</sup>	3 3
V8 4.6L 4608cc	1URFE	M	7041	27041	47041	9010	29010	4483 <sup>79</sup> 4511 <sup>78</sup>	224483 <sup>79</sup> 224511 <sup>78</sup>	4234483 <sup>79</sup> N/A <sup>78</sup>	3 3
V8 5.7L 5663cc 345 CID	3URFE	Y	7041	27041	47041	9010	29010	4483 <sup>79</sup> 4511 <sup>78</sup>	224483 <sup>79</sup> 224511 <sup>78</sup>	4234483 <sup>79</sup> N/A <sup>78</sup>	3 3
V8 5.7L 5663cc 345 CID Flex			7041	27041	47041	9010	29010	4483 4511 <sup>78</sup>	224483 224511 <sup>78</sup>	4234483 N/A <sup>78</sup>	3 3

**VENZA**

L4 2.7L 2672cc 163 CID	1ARFE	E	7047	27047 <sup>70</sup>	47047	9223	29223	4483 <sup>79</sup> 4511 <sup>78</sup>	224483 <sup>79</sup> 224511 <sup>78</sup>	4234483 <sup>79</sup> N/A <sup>78</sup>	3 3
V6 3.5L 3456cc		K	7047	27047 <sup>70</sup>	47047	9172	29172	4483 <sup>79</sup> 4511 <sup>78</sup>	224483 <sup>79</sup> 224511 <sup>78</sup>	4234483 <sup>79</sup> N/A <sup>78</sup>	3 3

**YARIS**

L4 1.5L 1497cc	1NZFE		1394 <sup>53</sup>	21394	41394	9104	29104	4483 <sup>79</sup> 4511 <sup>78</sup>	224483 <sup>79</sup> 224511 <sup>78</sup>	4234483 <sup>79</sup> N/A <sup>78</sup>	3 3
----------------	-------	--	--------------------	-------	-------	------	-------	--	--	--	--------

**2010**

**4 RUNNER**

L4 2.7L 2693cc	2TRFE	X	1348 <sup>53</sup>	21348 <sup>70</sup>	41348	2476	22476	9358	229358	N/A	3
V6 4L 3956CC 241CID		U	7173	27173	47173	9350	29350	4483 <sup>79</sup> 4511 <sup>78</sup>	224483 <sup>79</sup> 224511 <sup>78</sup>	4234483 <sup>79</sup> N/A <sup>78</sup>	3 3

**AVALON**

V6 3.5L 3456cc		K	7047	27047 <sup>70</sup>	47047	9172	29172	4483 <sup>79</sup> 4511 <sup>78</sup>	224483 <sup>79</sup> 224511 <sup>78</sup>	4234483 <sup>79</sup> N/A <sup>78</sup>	3 3
----------------	--	---	------	---------------------	-------	------	-------	--	--	--	--------

**AVANZA**

L4 1.5L 1495cc (Mex.)			1394 <sup>53</sup>	21394 <sup>70</sup>	41394	N/A	N/A	N/A	N/A	N/A	
-----------------------	--	--	--------------------	---------------------	-------	-----	-----	-----	-----	-----	--

**CAMRY**

L4 2.4L 2362cc (Mex.)			7145	27145	47145	9223	29223	4883	224883	4234883	
L4 2.5L 2487CC		F	7047	27047 <sup>70</sup>	47047	9223	29223	4483 <sup>79</sup> 4511 <sup>78</sup>	224483 <sup>79</sup> 224511 <sup>78</sup>	4234483 <sup>79</sup> N/A <sup>78</sup>	3 3
V6 3.5L 3456cc		K	7047	27047	47047	9172	29172	4483 <sup>79</sup> 4511 <sup>78</sup>	224483 <sup>79</sup> 224511 <sup>78</sup>	4234483 <sup>79</sup> N/A <sup>78</sup>	3 3

**CAMRY HYBRID**

L4 2.4L 2362cc Electric/Gas	2AZFXE	B	7145	27145 <sup>70</sup>	47145	6673	26673	4483 <sup>79</sup> 4511 <sup>79</sup>	224483 <sup>79</sup> 224511 <sup>79</sup>	4234483 <sup>79</sup> N/A <sup>79</sup>	3 3
-----------------------------	--------	---	------	---------------------	-------	------	-------	--	--	--	--------

**COASTER**

L6 4.2L (1HZ) Diesel (Mex.)			1348	21348 <sup>70</sup>	41348			N/A	N/A	N/A	
-----------------------------	--	--	------	---------------------	-------	--	--	-----	-----	-----	--

**COROLLA**

L4 1.8L 1798cc	2ZRFE	L,U	7064	27064 <sup>70</sup>	47064	9104	29104	4483 <sup>79</sup> 4511 <sup>79</sup>	224483 <sup>79</sup> 224511 <sup>79</sup>	4234483 <sup>79</sup> N/A <sup>79</sup>	3 3
L4 2.4L 2362cc	2AZFE	E	7145	27145 <sup>70</sup>	47145	9172	29172	4483 <sup>79</sup> 4511 <sup>79</sup>	224483 <sup>79</sup> 224511 <sup>79</sup>	4234483 <sup>79</sup> N/A <sup>79</sup>	3 3

**DYNA**

L4 2.5L 2494cc (2KDFTV) Diesel (Mex.)			1348 <sup>53</sup>	21348 <sup>70</sup>	41348			N/A	N/A	N/A	
---------------------------------------	--	--	--------------------	---------------------	-------	--	--	-----	-----	-----	--

**FJ CRUISER**

V6 4L 3956CC 241CID		U	7173	27173	47173	9350	29350	4875	224875	N/A	3
---------------------	--	---	------	-------	-------	------	-------	------	--------	-----	---

N/A = Not Available N/R = Not Required N/S = Not Servicable For cabin air locator chart, see pages 5-12 See pages 13-16 for footnotes

1) ProSelect - Normal Driving - Traditional Change Intervals 2) NAPA Gold - Severe Driving - OE Recommended intervals 3) NAPA Platinum - Harsh Driving - OE Recommend Intervals

N/A = Non disponible N/R = Non nécessaire N/S = Non réparable Voir le tableau des filtres et d'habitacle aux pages 5-12 Voir pages 13-16 pour des notes

1) NAPA ProSelect et Argent - Conduite normale - Intervalles normaux de remplacement 2) NAPA Or - Conduite difficile - Intervalles recommandés par FEO 3) NAPA Platine - Conduite très difficile - Intervalles recommandés par FEO

N/A = No disponible N/R = No requerido N/S = No Servicable Para el aire de la cabina y tabla de localización de filtro, consulte las páginas 5-12 Ver las páginas 13-16 para las notas al pie de página

1) NAPA ProSelect y Plata - Manejo normal - Intervallos normales de cambio 2) NAPA Oro - Manejo difícil - Intervallos recomendados por el OEM 3) NAPA Platino - Manejo muy difícil - Intervallos recomendados por el OEM

*Italicized Part Numbers May Not Be Available.*

Las piezas con números en *italicas* pueden no estar disponibles.

Les numéros de pièce en *italiques* peuvent ne pas être disponibles.

P  
a  
s  
s  
C  
a  
r  
L  
i  
g  
h  
t  
T  
r  
u  
c  
k  
O  
i  
l  
-  
A  
i  
r  
-  
C  
a  
b  
i  
n



TOYOTA 2010

Pass Car Light Truck - Oil - Air - Cabin

Year/Año/Année Model/Modelo/Modele Engine/Motor/Moteur	Eng. Code Código de motor Code moteur	VIN NIV NIV	GOLD Oil Aceite Huile	ProSelect Oil Aceite Huile	Platinum Oil Aceite Huile	GOLD Air Aire Air	ProSelect Air Aire Air	GOLD Cabin Air Cabina Aire Cabine Air	ProSelect Cabin Air Cabina Aire Cabine Air	Platinum Cabin Air Cabina Aire Cabine Air	Loc. Cabin Air Cabina Aire Cabine Air
--	---	-------------------	--------------------------------	-------------------------------------	------------------------------------	----------------------------	---------------------------------	--	---	--	--

## TOYOTA (Cont'd/Suite)

2010 (Cont'd/Suite)

## FORTUNER

L4 2.7L 2694cc (2TRFE) (Mex.)			1348 <sup>53</sup>	21348 <sup>70</sup>	41348			N/A	N/A	N/A	
L4 3.0L (1KDFTV) Diesel (Mex.)			1348 <sup>53</sup>	21348 <sup>70</sup>	41348			N/A	N/A	N/A	
L4 4.0L Diesel (Mex.)			1348 <sup>53</sup>	21348 <sup>70</sup>	41348			N/A	N/A	N/A	

## HIACE

L4 2.5L 2494cc (2KDFTV) Diesel (Mex.)			1348 <sup>53</sup>	21348 <sup>70</sup>	41348	206118	N/A	N/A	N/A	N/A	
L4 2.7L (Mex.)			1348 <sup>53</sup>	21348 <sup>70</sup>	41348	N/A	N/A	N/S	N/S	N/A	
L4 3.0L (1KDFTV) Diesel (Mex.)			1348 <sup>53</sup>	21348 <sup>70</sup>	41348			N/A	N/A	N/A	

## HIGHLANDER

L4 2.7L 2672cc 163 CID	1ARFE	A	7047	27047 <sup>70</sup>	47047	6673	26673	4483 <sup>79</sup> 4511 <sup>78</sup>	224483 <sup>79</sup> 224511 <sup>78</sup>	4234483 <sup>79</sup> N/A <sup>78</sup>	3 3
V6 3.5L 3456cc		K	7047	27047 <sup>70</sup>	47047	6673	26673	4483 <sup>79</sup> 4511 <sup>78</sup>	224483 <sup>79</sup> 224511 <sup>78</sup>	4234483 <sup>79</sup> N/A <sup>78</sup>	3 3

## HIGHLANDER HYBRID

V6 3.3L 3300cc Electric/Gas	3MZFE	W	1348 <sup>53</sup>	21348 <sup>70</sup>	41348	9185	29185	4483 <sup>79</sup> 4511 <sup>78</sup>	224483 <sup>79</sup> 224511 <sup>78</sup>	4234483 <sup>79</sup> N/A <sup>78</sup>	3 3
-----------------------------	-------	---	--------------------	---------------------	-------	------	-------	--	--	--	--------

## HILUX

L4 2.5L 2494cc (2KDFTV) Diesel (Mex.)			1348 <sup>53</sup>	21348 <sup>70</sup>	41348	9039	N/A	4483 4511	224483 224511	4234483 N/A	
L4 2.7L 2694cc (Mex.)			1348 <sup>53</sup>	21348 <sup>70</sup>	41348	9039	N/A	N/A	N/A	N/A	
L4 2.7L 2694cc (2TRFE) (Mex.)			1348 <sup>53</sup>	21348 <sup>70</sup>	41348	9039	N/A	N/A	N/A	N/A	
L4 3.0L (1KDFTV) Diesel (Mex.)			1348 <sup>53</sup>	21348 <sup>70</sup>	41348	9039	N/A	4483 4511	224483 224511	4234483 N/A	

## LAND CRUISER

L6 4.2L (1HZ) Diesel (Mex.)			1348 <sup>53</sup>	21348 <sup>70</sup>	41348			N/A	N/A	N/A	
L6 4.5L (1FZFE) (Mex.)			1515 <sup>53</sup>	21515 <sup>70</sup>	41515			N/A	N/A	N/A	
V6 4.0L (1GRFE) (Mex.)			1348 <sup>53</sup>	21348 <sup>70</sup>	41348			N/A	N/A	N/A	
V8 5.7L 5663cc 345 CID	3URFE	Y	7041	27041	47041	9030	N/A	4483 <sup>79</sup> 4511 <sup>78</sup>	224483 <sup>79</sup> 224511 <sup>78</sup>	4234483 <sup>79</sup> N/A <sup>78</sup>	3 3

## MATRIX

L4 1.8L 1798cc	2ZRFE	U	7064	27064 <sup>70</sup>	47064	9104	29104	4483 <sup>79</sup> 4511 <sup>79</sup>	224483 <sup>79</sup> 224511 <sup>79</sup>	4234483 <sup>79</sup> N/A <sup>79</sup>	3 3
L4 2.4L 2362cc	2AZFE	E	7145	27145 <sup>70</sup>	47145	9172	29172	4483 <sup>79</sup> 4511 <sup>79</sup>	224483 <sup>79</sup> 224511 <sup>79</sup>	4234483 <sup>79</sup> N/A <sup>79</sup>	3 3

## PRADO

L4 2.7L 2694cc (2TRFE) (Mex.)			1348 <sup>53</sup>	21348 <sup>70</sup>	41348			N/A	N/A	N/A	
L4 3.0L (1KDFTV) Diesel (Mex.)			1348 <sup>53</sup>	21348 <sup>70</sup>	41348			N/A	N/A	N/A	
V6 4.0L (1GRFE) (Mex.)			1348 <sup>53</sup>	21348 <sup>70</sup>	41348			N/A	N/A	N/A	

## PRIUS

L4 1.8L 1798cc 110 CID Electric/Gas	2ZRFXE	N	7064	27064 <sup>70</sup>	47064	9320	29320	4483 <sup>79</sup> 4511 <sup>78</sup>	224483 <sup>79</sup> 224511 <sup>78</sup>	4234483 <sup>79</sup> N/A <sup>78</sup>	3 3
-------------------------------------	--------	---	------	---------------------	-------	------	-------	--	--	--	--------

## RAV4

L4 2.5L 2487CC		F	7047	27047 <sup>70</sup>	47047	9172	29172	4483 <sup>79</sup> 4511 <sup>78</sup>	224483 <sup>79</sup> 224511 <sup>78</sup>	4234483 <sup>79</sup> N/A <sup>78</sup>	3 3
V6 3.5L 3456cc		K	7047	27047 <sup>70</sup>	47047	9172	29172	4483 <sup>79</sup> 4511 <sup>78</sup>	224483 <sup>79</sup> 224511 <sup>78</sup>	4234483 <sup>79</sup> N/A <sup>78</sup>	3 3

## SEQUOIA

V8 4.6L 4608cc	1URFE	M	7041	27041	47041	9010	29010	4483 <sup>79</sup> 4511 <sup>78</sup>	224483 <sup>79</sup> 224511 <sup>78</sup>	4234483 <sup>79</sup> N/A <sup>78</sup>	3 3
V8 5.7L 5663cc 345 CID	3URFE	Y	7041	27041	47041	9010	29010	4483 4511 <sup>78</sup>	224483 224511 <sup>78</sup>	4234483 N/A <sup>78</sup>	3 3
V8 5.7L 5663cc 345 CID Flex		W	7041	27041	47041	9010	29010	4483 <sup>79</sup> 4511 <sup>78</sup>	224483 <sup>79</sup> 224511 <sup>78</sup>	4234483 <sup>79</sup> N/A <sup>78</sup>	3 3

N/A = Not Available N/R = Not Required N/S = Not Servicable For cabin air locator chart, see pages 5-12 See pages 13-16 for footnotes

1) ProSelect - Normal Driving - Traditional Change Intervals 2) NAPA Gold - Severe Driving - OE Recommended Intervals 3) NAPA Platinum - Harsh Driving - OE Recommend Intervals

N/A = Non disponible N/R = Non nécessaire N/S = Non réparable Voir le tableau des filtres et d'habitacle aux pages 5-12 Voir pages 13-16 pour des notes

1) NAPA ProSelect et Argent - Conduite normale - Intervalles normaux de remplacement 2) NAPA Or - Conduite difficile - Intervalles recommandés par FEO 3) NAPA Platine - Conduite très difficile - Intervalles recommandés par FEO

N/A = No disponible N/R = No requerido N/S = No Servicable Para el aire de la cabina y tabla de localización de filtro, consulte las páginas 5-12 Ver las páginas 13-16 para las notas al pie de página

1) NAPA ProSelect y Plata - Manejo normal - Intervallos normales de cambio 2) NAPA Oro - Manejo difícil - Intervallos recomendados por el OEM 3) NAPA Platino - Manejo muy difícil - Intervallos recomendados por el OEM

Italicized Part Numbers May Not Be Available.

Las piezas con números en *italicas* pueden no estar disponibles.  
Les numéros de pièce en *italiques* peuvent ne pas être disponibles.



## Pass Car Light Truck - Oil - Air - Cabin

TOYOTA 2010-2009

Year/Año/Année Model/Modelo/Modèle Engine/Motor/Moteur	Eng. Code Código de motor Code moteur	VIN NIV NIV	GOLD Oil Aceite Huile	ProSelect Oil Aceite Huile	Platinum Oil Aceite Huile	GOLD Air Aire Air	ProSelect Air Aire Air	GOLD Cabin Air Cabina Aire Cabine Air	ProSelect Cabin Air Cabina Aire Cabine Air	Platinum Cabin Air Cabina Aire Cabine Air	Loc. Cabin Air Cabina Aire Cabine Air
--	---	-------------------	--------------------------------	-------------------------------------	------------------------------------	----------------------------	---------------------------------	--	---	--	--

## TOYOTA (Cont'd/Suite)

## 2010 (Cont'd/Suite)

## SIENNA

V6 3.5L 3456cc		K	7047	27047 <sup>70</sup>	47047	6673	26673	4883	224883	4234883	3
----------------	--	---	------	---------------------	-------	------	-------	------	--------	---------	---

## TACOMA

L4 2.7L 2693cc	2TRFE	X	1348 <sup>53</sup>	21348 <sup>70</sup>	41348	9155	29155	9358	229358	N/A	3
V6 4L 3956CC 241CID		U	1348 <sup>53</sup>	21348 <sup>70</sup>	41348	6888	26888	9358	229358	N/A	3

## TUNDRA

V6 4L 3956CC 241CID		U	1348 <sup>53</sup>	21348 <sup>70</sup>	41348	6888	26888	4483 <sup>79</sup> 4511 <sup>78</sup>	224483 <sup>79</sup> 224511 <sup>78</sup>	4234483 <sup>79</sup> N/A <sup>78</sup>	3 3
V8 4.6L 4608cc	1URFE	M	7041	27041	47041	9010	29010	4483 <sup>79</sup> 4511 <sup>78</sup>	224483 <sup>79</sup> 224511 <sup>78</sup>	4234483 <sup>79</sup> N/A <sup>78</sup>	3 3
V8 5.7L 5663cc 345 CID	3URFE	Y	7041	27041	47041	9010	29010	4483 <sup>79</sup> 4511 <sup>78</sup>	224483 <sup>79</sup> 224511 <sup>78</sup>	4234483 <sup>79</sup> N/A <sup>78</sup>	3 3
V8 5.7L 5663cc 345 CID Flex			7041	27041	47041	9010	29010	4483 4511 <sup>78</sup>	224483 224511 <sup>78</sup>	4234483 N/A <sup>78</sup>	3 3

## VENZA

L4 2.7L 2672cc 163 CID	1ARFE	E	7047	27047 <sup>70</sup>	47047	9223	29223	4483 <sup>79</sup> 4511 <sup>78</sup>	224483 <sup>79</sup> 224511 <sup>78</sup>	4234483 <sup>79</sup> N/A <sup>78</sup>	3 3
V6 3.5L 3456cc		K	7047	27047 <sup>70</sup>	47047	9172	29172	4483 <sup>79</sup> 4511 <sup>78</sup>	224483 <sup>79</sup> 224511 <sup>78</sup>	4234483 <sup>79</sup> N/A <sup>78</sup>	3 3

## YARIS

L4 1.5L 1497cc	1NZFE		1394 <sup>53</sup>	21394	41394	9104	29104	4483 <sup>79</sup> 4511 <sup>78</sup>	224483 <sup>79</sup> 224511 <sup>78</sup>	4234483 <sup>79</sup> N/A <sup>78</sup>	3 3
----------------	-------	--	--------------------	-------	-------	------	-------	--	--	--	--------

## 2009

## 4 RUNNER

V6 4L 3956CC 241CID		U	1348 <sup>53</sup>	21348 <sup>70</sup>	41348	6888	26888	4875	224875	N/A	3
V8 4.7L 4663cc	2UZFE	T	1348 <sup>53</sup>	21348 <sup>70</sup>	41348	2476	22476	4875	224875	N/A	3

## AVALON

V6 3.5L 3456cc		K	7047	27047 <sup>70</sup>	47047	9172	29172	4483 <sup>79</sup> 4511 <sup>78</sup>	224483 <sup>79</sup> 224511 <sup>78</sup>	4234483 <sup>79</sup> N/A <sup>78</sup>	3 3
----------------	--	---	------	---------------------	-------	------	-------	--	--	--	--------

## CAMRY

L4 2.4L 2362cc	2AZFE	E	7145	27145 <sup>70</sup>	47145	9223	29223	4483 <sup>79</sup> 4511 <sup>78</sup>	224483 <sup>79</sup> 224511 <sup>78</sup>	4234483 <sup>79</sup> N/A <sup>78</sup>	3 3
V6 3.5L 3456cc		K	7047	27047 <sup>70</sup>	47047	9172	29172	4483 <sup>79</sup> 4511 <sup>78</sup>	224483 <sup>79</sup> 224511 <sup>78</sup>	4234483 <sup>79</sup> N/A <sup>78</sup>	3 3

## CAMRY HYBRID

L4 2.4L 2362cc Electric/Gas	2AZFXE	B	7145	27145	47145	6673	26673	4483 <sup>79</sup> 4511 <sup>79</sup>	224483 <sup>79</sup> 224511 <sup>79</sup>	4234483 <sup>79</sup> N/A <sup>79</sup>	3 3
-----------------------------	--------	---	------	-------	-------	------	-------	--	--	--	--------

## COROLLA

L4 1.8L 1798cc	2ZRFE	L,U	7064	27064 <sup>70</sup>	47064	9104	29104	4483 <sup>79</sup> 4511 <sup>79</sup>	224483 <sup>79</sup> 224511 <sup>79</sup>	4234483 <sup>79</sup> N/A <sup>79</sup>	3 3
L4 2.4L 2362cc	2AZFE	E	7145	27145 <sup>70</sup>	47145	9172	29172	4483 <sup>79</sup> 4511 <sup>79</sup>	224483 <sup>79</sup> 224511 <sup>79</sup>	4234483 <sup>79</sup> N/A <sup>79</sup>	3 3

## FJ CRUISER

V6 4L 3956CC 241CID		U	1348 <sup>53</sup>	21348 <sup>70</sup>	41348	6888	26888	4875	224875	N/A	3
---------------------	--	---	--------------------	---------------------	-------	------	-------	------	--------	-----	---

## HIACE

L4 2.5L 2494cc (2KDFTV) Diesel (Mex.)			1348 <sup>53</sup>	21348 <sup>70</sup>	41348	206118	N/A	N/A	N/A	N/A	
L4 2.7L 2694cc (Mex.)			1348 <sup>53</sup>	21348 <sup>70</sup>	41348	9326	N/A	N/A	N/A	N/A	

## HIGHLANDER

L4 2.7L 2672cc 163 CID	1ARFE	A	7047	27047 <sup>70</sup>	47047	6673	26673	4483 <sup>79</sup> 4511 <sup>78</sup>	224483 <sup>79</sup> 224511 <sup>78</sup>	4234483 <sup>79</sup> N/A <sup>78</sup>	3 3
V6 3.5L 3456cc		S	7047	27047 <sup>70</sup>	47047	6673	26673	4483 <sup>79</sup> 4511 <sup>78</sup>	224483 <sup>79</sup> 224511 <sup>78</sup>	4234483 <sup>79</sup> N/A <sup>78</sup>	3 3

N/A = Not Available N/R = Not Required N/S = Not Servicable For cabin air locator chart, see pages 5-12 See pages 13-16 for footnotes

1) ProSelect - Normal Driving - Traditional Change Intervals 2) NAPA Gold - Severe Driving - OE Recommended intervals 3) NAPA Platinum - Harsh Driving - OE Recommend Intervals

N/A = Non disponible N/R = Non nécessaire N/S = Non réparable Voir le tableau des filtres et d'habitacle aux pages 5-12 Voir pages 13-16 pour des notes

1) NAPA ProSelect et Argent - Conduite normale - Intervalles normaux de remplacement 2) NAPA Or - Conduite difficile - Intervalles recommandés par FEO 3) NAPA Platine - Conduite très difficile - Intervalles recommandés par FEO

N/A = No disponible N/R = No requerido N/S = No Servicable Para el aire de la cabina y tabla de localización de filtro, consulte las páginas 5-12 Ver las páginas 13-16 para las notas al pie de página

1) NAPA ProSelect y Plata - Manejo normal - Intervalles normales de cambio 2) NAPA Oro - Manejo difícil - Intervalles recomendados por el OEM 3) NAPA Platino - Manejo muy difícil - Intervalles recomendados por el OEM

*Italicized Part Numbers May Not Be Available.*Las piezas con números en *italicas* pueden no estar disponibles.Les numéros de pièce en *italiques* peuvent ne pas être disponibles.P  
a  
s  
s  
C  
a  
r  
L  
i  
g  
h  
t  
T  
r  
u  
c  
k  
O  
i  
l  
-  
A  
i  
r  
-  
C  
a  
b  
i  
n



TOYOTA 2009

Pass Car Light Truck - Oil - Air - Cabin

Year/Año/Année Model/Modelo/Modèle Engine/Motor/Moteur	Eng. Code Código de motor Code moteur	VIN NIV NIV	GOLD Oil Aceite Huile	ProSelect Oil Aceite Huile	Platinum Oil Aceite Huile	GOLD Air Aire Air	ProSelect Air Aire Air	GOLD Cabin Air Cabina Aire Cabine Air	ProSelect Cabin Air Cabina Aire Cabine Air	Platinum Cabin Air Cabina Aire Cabine Air	Loc. Cabin Air Cabina Aire Cabine Air
--	---	-------------------	--------------------------------	-------------------------------------	------------------------------------	----------------------------	---------------------------------	--	---	--	--

## TOYOTA (Cont'd/Suite)

2009 (Cont'd/Suite)

## HIGHLANDER HYBRID

V6 3.3L 3300cc Electric/Gas	3MZFE	W	1348 <sup>53</sup>	21348 <sup>70</sup>	41348	9185	29185	4483 <sup>79</sup> 4511 <sup>78</sup>	224483 <sup>79</sup> 224511 <sup>78</sup>	4234483 <sup>79</sup> N/A <sup>78</sup>	3 3
-----------------------------	-------	---	--------------------	---------------------	-------	------	-------	--	--	--	--------

## HILUX

L4 2.5L 2494cc (2KDFTV) Diesel (Mex.)			1348 <sup>53</sup>	21348 <sup>70</sup>	41348	9039	N/A	4483 4511	224483 224511	4234483 N/A	
L4 2.7L 2694cc (Mex.)			1348 <sup>53</sup>	21348 <sup>70</sup>	41348	9039	N/A	N/A	N/A	N/A	
L4 2.7L 2694cc (2TRFE) (Mex.)			1348 <sup>53</sup>	21348 <sup>70</sup>	41348	9039	N/A	N/A	N/A	N/A	
L4 3.0L (1KDFTV) Diesel (Mex.)			1348 <sup>53</sup>	21348 <sup>70</sup>	41348	9039	N/A	4483 4511	224483 224511	4234483 N/A	

## LAND CRUISER

V8 5.7L 5663cc 345 CID	3URFE	Y	7041	27041	47041	9030	N/A	4483 <sup>79</sup> 4511 <sup>78</sup>	224483 <sup>79</sup> 224511 <sup>78</sup>	4234483 <sup>79</sup> N/A <sup>78</sup>	3 3
------------------------	-------	---	------	-------	-------	------	-----	--	--	--	--------

## MATRIX

L4 1.8L 1798cc	2ZRFE	U	7064	27064 <sup>70</sup>	47064	9104	29104	4483 <sup>79</sup> 4511 <sup>79</sup>	224483 <sup>79</sup> 224511 <sup>79</sup>	4234483 <sup>79</sup> N/A <sup>79</sup>	3 3
L4 2.4L 2362cc	2AZFE	E	7145	27145 <sup>70</sup>	47145	9172	29172	4483 <sup>79</sup> 4511 <sup>79</sup>	224483 <sup>79</sup> 224511 <sup>79</sup>	4234483 <sup>79</sup> N/A <sup>79</sup>	3 3

## PRIUS

L4 1.5L 1497cc Electric/Gas	1NZFXE		1394 <sup>53</sup>	21394 <sup>70</sup>	41394	9116	29116	4875	224875	N/A	3
-----------------------------	--------	--	--------------------	---------------------	-------	------	-------	------	--------	-----	---

## RAV4

L4 2.5L 2487CC		F	7047	27047 <sup>70</sup>	47047	9172	29172	4483 <sup>79</sup> 4511 <sup>78</sup>	224483 <sup>79</sup> 224511 <sup>78</sup>	4234483 <sup>79</sup> N/A <sup>78</sup>	3 3
V6 3.5L 3456cc		K	7047	27047 <sup>70</sup>	47047	9172	29172	4483 <sup>79</sup> 4511 <sup>78</sup>	224483 <sup>79</sup> 224511 <sup>78</sup>	4234483 <sup>79</sup> N/A <sup>78</sup>	3 3

## SEQUOIA

V8 4.7L 4663cc	2UZFE	T	1348 <sup>53</sup>	21348 <sup>70</sup>	41348	9010	29010	4483 4511	224483 224511	4234483 N/A	3 3
V8 5.7L 5663cc 345 CID	3URFE	Y	7041	27041	47041	9010	29010	4483 4511	224483 224511	4234483 N/A	3 3
V8 5.7L 5663cc 345 CID Flex		W	7041	27041	47041	9010	29010	4483 4511	224483 224511	4234483 N/A	3 3

## SIENNA

V6 3.5L 3456cc		K	7047	27047 <sup>70</sup>	47047	6673	26673	4883	224883	4234883	3
----------------	--	---	------	---------------------	-------	------	-------	------	--------	---------	---

## TACOMA

L4 2.7L 2694cc	2TRFE		1348 <sup>53</sup>	21348 <sup>70</sup>	41348	9155	29155	9358	229358	N/A	3
V6 4L 3956CC 241CID		U	1348 <sup>53</sup>	21348 <sup>70</sup>	41348	6888	26888	9358	229358	N/A	3

## TUNDRA

V6 4L 3956CC 241CID		U	1348 <sup>53</sup>	21348 <sup>70</sup>	41348	6888	26888	4483 <sup>79</sup> 4511 <sup>78</sup>	224483 <sup>79</sup> 224511 <sup>78</sup>	4234483 <sup>79</sup> N/A <sup>78</sup>	3 3
V8 4.7L 4663cc	2UZFE	T	1348 <sup>53</sup>	21348 <sup>70</sup>	41348	9010	29010	4483 <sup>79</sup> 4511 <sup>78</sup>	224483 <sup>79</sup> 224511 <sup>78</sup>	4234483 <sup>79</sup> N/A <sup>78</sup>	3 3
V8 5.7L 5663cc 345 CID	3URFE		7041	27041	47041	9010	29010	4483 <sup>79</sup> 4511 <sup>78</sup>	224483 <sup>79</sup> 224511 <sup>78</sup>	4234483 <sup>79</sup> N/A <sup>78</sup>	3 3
V8 5.7L 5663cc 345 CID Flex			7041	27041	47041	9010	29010	4483 <sup>79</sup> 4511 <sup>78</sup>	224483 <sup>79</sup> 224511 <sup>78</sup>	4234483 <sup>79</sup> N/A <sup>78</sup>	3 3

## VENZA

L4 2.7L 2672cc 163 CID	1ARFE	E	7047	27047 <sup>70</sup>	47047	9223	29223	4483 <sup>79</sup> 4511 <sup>78</sup>	224483 <sup>79</sup> 224511 <sup>78</sup>	4234483 <sup>79</sup> N/A <sup>78</sup>	3 3
V6 3.5L 3456cc		K	7047	27047 <sup>70</sup>	47047	9172	29172	4483 <sup>79</sup> 4511 <sup>78</sup>	224483 <sup>79</sup> 224511 <sup>78</sup>	4234483 <sup>79</sup> N/A <sup>78</sup>	3 3

## YARIS

L4 1.5L 1497cc	1NZFE		1394 <sup>53</sup>	21394	41394	9104	29104	4483 <sup>79</sup> 4511 <sup>78</sup>	224483 <sup>79</sup> 224511 <sup>78</sup>	4234483 <sup>79</sup> N/A <sup>78</sup>	3 3
----------------	-------	--	--------------------	-------	-------	------	-------	--	--	--	--------

N/A = Not Available N/R = Not Required N/S = Not Servicable For cabin air locator chart, see pages 5-12 See pages 13-16 for footnotes

1) ProSelect - Normal Driving - Traditional Change Intervals 2) NAPA Gold - Severe Driving - OE Recommended intervals 3) NAPA Platinum - Harsh Driving - OE Recommend Intervals

N/A = Non disponible N/R = Non nécessaire N/S = Non réparable Voir le tableau des filtres et d'habitacle aux pages 5-12 Voir pages 13-16 pour des notes

1) NAPA ProSelect et Argent - Conduite normale - Intervalles normaux de remplacement 2) NAPA Or - Conduite difficile - Intervalles recommandés par FEO 3) NAPA Platine - Conduite très difficile - Intervalles recommandés par FEO

N/A = No disponible N/R = No requerido N/S = No Servicable Para el aire de la cabina y tabla de localización de filtro, consulte las páginas 5-12 Ver las páginas 13-16 para las notas al pie de página

1) NAPA ProSelect y Plata - Manejo normal - Intervalos normales de cambio 2) NAPA Oro - Manejo difícil - Intervalos recomendados por el OEM 3) NAPA Platino - Manejo muy difícil - Intervalos recomendados por el OEM

Italicized Part Numbers May Not Be Available.

Las piezas con números en *italicas* pueden no estar disponibles.  
Les numéros de pièce en *italiques* peuvent ne pas être disponibles.





## Pass Car Light Truck - Oil - Air - Cabin

TOYOTA 2008

Year/Año/Année Model/Modelo/Modèle Engine/Motor/Moteur	Eng. Code Código de motor Code moteur	VIN NIV NIV	GOLD Oil Aceite Huile	ProSelect Oil Aceite Huile	Platinum Oil Aceite Huile	GOLD Air Aire Air	ProSelect Air Aire Air	GOLD Cabin Air Cabina Aire Cabine Air	ProSelect Cabin Air Cabina Aire Cabine Air	Platinum Cabin Air Cabina Aire Cabine Air	Loc. Cabin Air Cabina Aire Cabine Air
--	---	-------------------	--------------------------------	-------------------------------------	------------------------------------	----------------------------	---------------------------------	--	---	--	--

## TOYOTA (Cont'd/Suite)

2008

## 4 RUNNER

V6 4L 3956CC 241CID		U	1348 <sup>53</sup>	21348 <sup>70</sup>	41348	6888	26888	4875	224875	N/A	3
V8 4.7L 4663cc	2UZFE	T	1348 <sup>53</sup>	21348 <sup>70</sup>	41348	2476	22476	4875	224875	N/A	3

## AVALON

V6 3.5L 3456cc		K	7047	27047 <sup>70</sup>	47047	9172	29172	4483 <sup>79</sup> 4511 <sup>78</sup>	224483 <sup>79</sup> 224511 <sup>78</sup>	4234483 <sup>79</sup> N/A <sup>78</sup>	3 3
----------------	--	---	------	---------------------	-------	------	-------	--	--	--	--------

## CAMRY

L4 2.4L 2362cc	2AZFE	E	7145	27145 <sup>70</sup>	47145	9223	29223	4483 <sup>79</sup> 4511 <sup>78</sup>	224483 <sup>79</sup> 224511 <sup>78</sup>	4234483 <sup>79</sup> N/A <sup>78</sup>	3 3
V6 3.5L 3456cc		K	7047	27047 <sup>70</sup>	47047	9172	29172	4483 <sup>79</sup> 4511 <sup>78</sup>	224483 <sup>79</sup> 224511 <sup>78</sup>	4234483 <sup>79</sup> N/A <sup>78</sup>	3 3

## CAMRY HYBRID

L4 2.4L 2362cc Electric/Gas	2AZFXE	B	7145	27145	47145	6673	26673	4483 4511	224483 224511	4234483 N/A	3 3
-----------------------------	--------	---	------	-------	-------	------	-------	--------------	------------------	----------------	--------

## COROLLA

L4 1.8L 1794cc	1ZZFE	R	1394 <sup>53</sup>	21394 <sup>70</sup>	41394	6834	26834	4873	224873	N/A	3
----------------	-------	---	--------------------	---------------------	-------	------	-------	------	--------	-----	---

## DYNA

L4 4.0L (15B) Diesel (Mex.)			1348 <sup>53</sup>	21348 <sup>70</sup>	41348			N/A	N/A	N/A	
-----------------------------	--	--	--------------------	---------------------	-------	--	--	-----	-----	-----	--

## FJ CRUISER

V6 4L 3956CC 241CID		U	1348 <sup>53</sup>	21348 <sup>70</sup>	41348	6888	26888	4875	224875	N/A	3
---------------------	--	---	--------------------	---------------------	-------	------	-------	------	--------	-----	---

## FORTUNER

L4 3.0L (1KDFTV) Diesel (Mex.)			1348 <sup>53</sup>	21348 <sup>70</sup>	41348			N/A	N/A	N/A	
--------------------------------	--	--	--------------------	---------------------	-------	--	--	-----	-----	-----	--

## HIACE

L4 2.5L 2494cc (2KDFTV) Diesel (Mex.)			1348 <sup>53</sup>	21348 <sup>70</sup>	41348	206118	N/A	N/A	N/A	N/A	
L4 2.7L 2694cc (Mex.)			1348 <sup>53</sup>	21348 <sup>70</sup>	41348	9326	N/A	N/A	N/A	N/A	

## HIGHLANDER

V6 3.5L 3456cc		S	7047	27047 <sup>70</sup>	47047	6673	26673	4483 <sup>79</sup> 4511 <sup>78</sup>	224483 <sup>79</sup> 224511 <sup>78</sup>	4234483 <sup>79</sup> N/A <sup>78</sup>	3 3
----------------	--	---	------	---------------------	-------	------	-------	--	--	--	--------

## HIGHLANDER HYBRID

V6 3.3L 3300cc Electric/Gas	3MZFE	W	1348 <sup>53</sup>	21348 <sup>70</sup>	41348	9185	29185	4483 <sup>79</sup> 4511 <sup>78</sup>	224483 <sup>79</sup> 224511 <sup>78</sup>	4234483 <sup>79</sup> N/A <sup>78</sup>	3 3
-----------------------------	-------	---	--------------------	---------------------	-------	------	-------	--	--	--	--------

## HILUX

L4 2.5L 2494cc (2KDFTV) Diesel (Mex.)			1348 <sup>53</sup>	21348 <sup>70</sup>	41348	9039	N/A	4483 4511	224483 224511	4234483 N/A	
L4 2.7L 2694cc (Mex.)			1348 <sup>53</sup>	21348 <sup>70</sup>	41348	9039	N/A	N/A	N/A	N/A	
L4 2.7L 2694cc (2TRFE) (Mex.)			1348 <sup>53</sup>	21348 <sup>70</sup>	41348	9039	N/A	N/A	N/A	N/A	
L4 3.0L (1KDFTV) Diesel (Mex.)			1348 <sup>53</sup>	21348 <sup>70</sup>	41348	9039	N/A	4483 4511	224483 224511	4234483 N/A	

## LAND CRUISER

L6 4.2L (1HZ) Diesel (Mex.)			1348 <sup>53</sup>	21348 <sup>70</sup>	41348			N/A	N/A	N/A	
V8 5.7L 5663cc 345 CID	3URFE	Y	7041	27041	47041	9030	N/A	4483 <sup>79</sup> 4511 <sup>78</sup>	224483 <sup>79</sup> 224511 <sup>78</sup>	4234483 <sup>79</sup> N/A <sup>78</sup>	3 3

## MATRIX

L4 1.8L 1794cc	1ZZFE	R	1394 <sup>53</sup>	21394 <sup>70</sup>	41394	6834	26834	4873	224873	N/A	3
----------------	-------	---	--------------------	---------------------	-------	------	-------	------	--------	-----	---

## PRIUS

L4 1.5L 1497cc Electric/Gas	1NZFXE		1394 <sup>53</sup>	21394 <sup>70</sup>	41394	9116	29116	4875	224875	N/A	3
-----------------------------	--------	--	--------------------	---------------------	-------	------	-------	------	--------	-----	---

## RAV4

L4 2.4L 2362cc	2AZFE	D	7145	27145 <sup>70</sup>	47145	9172	29172	4483 <sup>79</sup> 4511 <sup>78</sup>	224483 <sup>79</sup> 224511 <sup>78</sup>	4234483 <sup>79</sup> N/A <sup>78</sup>	3 3
V6 3.5L 3456cc		K	7047	27047 <sup>70</sup>	47047	9172	29172	4483 <sup>79</sup> 4511 <sup>78</sup>	224483 <sup>79</sup> 224511 <sup>78</sup>	4234483 <sup>79</sup> N/A <sup>78</sup>	3 3

N/A = Not Available N/R = Not Required N/S = Not Servicable For cabin air locator chart, see pages 5-12 See pages 13-16 for footnotes

1) ProSelect - Normal Driving - Traditional Change Intervals 2) NAPA Gold - Severe Driving - OE Recommended Intervals 3) NAPA Platinum - Harsh Driving - OE Recommend Intervals

N/A = Non disponible N/R = Non nécessaire N/S = Non réparable Voir le tableau des filtres et d'habitacle aux pages 5-12 Voir pages 13-16 pour des notes

1) NAPA ProSelect et Argent - Conduite normale - Intervalles normaux de remplacement 2) NAPA Or - Conduite difficile - Intervalles recommandés par FEO 3) NAPA Platine - Conduite très difficile - Intervalles recommandés par FEO

N/A = No disponible N/R = No requerido N/S = No Servicable Para el aire de la cabina y tabla de localización de filtro, consulte las páginas 5-12 Ver las páginas 13-16 para las notas al pie de página

1) NAPA ProSelect y Plata - Manejo normal - Intervalles normales de cambio 2) NAPA Oro - Manejo difícil - Intervalles recomendados por el OEM 3) NAPA Platino - Manejo muy difícil - Intervalles recomendados por el OEM

*Italicized Part Numbers May Not Be Available.*Las piezas con números en *italicas* pueden no estar disponibles.Les numéros de pièce en *italiques* peuvent ne pas être disponibles.P  
a  
s  
s  
C  
a  
r  
L  
i  
g  
h  
t  
T  
r  
u  
c  
k  
O  
i  
l  
-  
A  
i  
r  
-  
C  
a  
b  
i  
n



TOYOTA 2008-2007

Pass Car Light Truck - Oil - Air - Cabin

Year/Año/Année Model/Modelo/Modele Engine/Motor/Moteur	Eng. Code Código de motor Code moteur	VIN NIV NIV	GOLD Oil Aceite Huile	ProSelect Oil Aceite Huile	Platinum Oil Aceite Huile	GOLD Air Aire Air	ProSelect Air Aire Air	GOLD Cabin Air Cabina Aire Cabine Air	ProSelect Cabin Air Cabina Aire Cabine Air	Platinum Cabin Air Cabina Aire Cabine Air	Loc. Cabin Air Cabina Aire Cabine Air
--	---	-------------------	--------------------------------	-------------------------------------	------------------------------------	----------------------------	---------------------------------	--	---	--	--

## TOYOTA (Cont'd/Suite)

## 2008 (Cont'd/Suite)

## SEQUOIA

V8 4.7L 4663cc	2UZFE	T	1348 <sup>53</sup>	21348 <sup>70</sup>	41348	2479	22479	N/R	N/R	N/R	
V8 5.7L 5663cc 345 CID	3URFE	Y	7041	27041	47041	9010	29010	4483 4511	224483 224511	4234483 N/A	3 3

## SIENNA

V6 3.5L 3456cc		K	7047	27047 <sup>70</sup>	47047	6673	26673	4883	224883	4234883	3
----------------	--	---	------	---------------------	-------	------	-------	------	--------	---------	---

## SOLARA

L4 2.4L 2362cc	2AZFE	E	7145	27145 <sup>70</sup>	47145	6673	26673	4883	224883	4234883	3
V6 3.3L 3300cc	3MZFE	A	1348 <sup>53</sup>	21348 <sup>70</sup>	41348	6673	26673	4883	224883	4234883	3

## TACOMA

L4 2.7L 2693cc	2TRFE	X	1348 <sup>53</sup>	21348 <sup>70</sup>	41348	9155	29155	9358	229358	N/A	3
V6 4L 3956CC 241CID		U	1348 <sup>53</sup>	21348 <sup>70</sup>	41348	6888	26888	9358	229358	N/A	3

## TACOMA X-RUNNER

V6 4L 3956CC 241CID		U	1348 <sup>53</sup>	21348 <sup>70</sup>	41348	6888	26888	4871	224871	4234871	3
---------------------	--	---	--------------------	---------------------	-------	------	-------	------	--------	---------	---

## TUNDRA

V6 4L 3956CC 241CID		U	1348 <sup>53</sup>	21348 <sup>70</sup>	41348	6888	26888	4483 <sup>79</sup> 4511 <sup>78</sup>	224483 <sup>79</sup> 224511 <sup>78</sup>	4234483 <sup>79</sup> N/A <sup>78</sup>	3 3
V8 4.7L 4663cc	2UZFE	T	1348 <sup>53</sup>	21348 <sup>70</sup>	41348	9010	29010	4483 <sup>79</sup> 4511 <sup>78</sup>	224483 <sup>79</sup> 224511 <sup>78</sup>	4234483 <sup>79</sup> N/A <sup>78</sup>	3 3
V8 5.7L 5663cc 345 CID	3URFE	V	7041	27041	47041	9010	29010	4483 <sup>79</sup> 4511 <sup>78</sup>	224483 <sup>79</sup> 224511 <sup>78</sup>	4234483 <sup>79</sup> N/A <sup>78</sup>	3 3

## YARIS

L4 1.5L 1497cc	1NZFE		1394 <sup>53</sup>	21394	41394	9104	29104	4483 <sup>79</sup> 4511 <sup>78</sup>	224483 <sup>79</sup> 224511 <sup>78</sup>	4234483 <sup>79</sup> N/A <sup>78</sup>	3 3
----------------	-------	--	--------------------	-------	-------	------	-------	--	--	--	--------

## 2007

## 4 RUNNER

V6 4L 3956CC 241CID		U	1348 <sup>53</sup>	21348 <sup>70</sup>	41348	6888	26888	4875	224875	N/A	3
V8 4.7L 4663cc	2UZFE	T	1348 <sup>53</sup>	21348 <sup>70</sup>	41348	2476	22476	4875	224875	N/A	3

## AVALON

V6 3.5L 3456cc		K	7047	27047 <sup>70</sup>	47047	9172	29172	4483 <sup>79</sup> 4511 <sup>78</sup>	224483 <sup>79</sup> 224511 <sup>78</sup>	4234483 <sup>79</sup> N/A <sup>78</sup>	3 3
----------------	--	---	------	---------------------	-------	------	-------	--	--	--	--------

## CAMRY

L4 2.4L 2362cc	2AZFE	E	7145	27145 <sup>70</sup>	47145	9223	29223	4483 <sup>79</sup> 4511 <sup>78</sup>	224483 <sup>79</sup> 224511 <sup>78</sup>	4234483 <sup>79</sup> N/A <sup>78</sup>	3 3
V6 3.5L 3456cc		K	7047	27047 <sup>70</sup>	47047	9172	29172	4483 <sup>79</sup> 4511 <sup>78</sup>	224483 <sup>79</sup> 224511 <sup>78</sup>	4234483 <sup>79</sup> N/A <sup>78</sup>	3 3

## CAMRY HYBRID

L4 2.4L 2362cc Electric/Gas	2AZFXE	B	7145	27145	47145	6673	26673	4483 4511	224483 224511	4234483 N/A	3 3
-----------------------------	--------	---	------	-------	-------	------	-------	--------------	------------------	----------------	--------

## COASTER

L6 4.0L (15B) Diesel (Mex.)			1348 <sup>53</sup>	21348 <sup>70</sup>	41348			N/A	N/A	N/A	
L6 4.2L (1HZ) Diesel (Mex.)			1348 <sup>53</sup>	21348 <sup>70</sup>	41348			N/A	N/A	N/A	

## COROLLA

L4 1.8L 1794cc	1ZZFE	R	1394 <sup>53</sup>	21394 <sup>70</sup>	41394	6834	26834	4873	224873	N/A	3
----------------	-------	---	--------------------	---------------------	-------	------	-------	------	--------	-----	---

## DYNA

L4 4.0L (15B) Diesel (Mex.)			1348 <sup>53</sup>	21348 <sup>70</sup>	41348			N/A	N/A	N/A	
-----------------------------	--	--	--------------------	---------------------	-------	--	--	-----	-----	-----	--

## FJ CRUISER

V6 4L 3956CC 241CID		U	1348 <sup>53</sup>	21348 <sup>70</sup>	41348	6888	26888	4875	224875	N/A	3
---------------------	--	---	--------------------	---------------------	-------	------	-------	------	--------	-----	---

## FORTUNER

L4 3.0L (1KDFTV) Diesel (Mex.)			1348 <sup>53</sup>	21348 <sup>70</sup>	41348			N/A	N/A	N/A	
--------------------------------	--	--	--------------------	---------------------	-------	--	--	-----	-----	-----	--

N/A = Not Available N/R = Not Required N/S = Not Servicable For cabin air locator chart, see pages 5-12 See pages 13-16 for footnotes

1) ProSelect - Normal Driving - Traditional Change Intervals 2) NAPA Gold - Severe Driving - OE Recommended intervals 3) NAPA Platinum - Harsh Driving - OE Recommend Intervals

N/A = Non disponible N/R = Non nécessaire N/S = Non réparable Voir le tableau des filtres et d'habitacle aux pages 5-12 Voir pages 13-16 pour des notes

1) NAPA ProSelect et Argent - Conduite normale - Intervalles normaux de remplacement 2) NAPA Or - Conduite difficile - Intervalles recommandés par FEO 3) NAPA Platine - Conduite très difficile - Intervalles recommandés par FEO

N/A = No disponible N/R = No requerido N/S = No Servicable Para el aire de la cabina y tabla de localización de filtro, consulte las páginas 5-12 Ver las páginas 13-16 para las notas al pie de página

1) NAPA ProSelect y Plata - Manejo normal - Intervallos normales de cambio 2) NAPA Oro - Manejo difícil - Intervallos recomendados por el OEM 3) NAPA Platino - Manejo muy difícil - Intervallos recomendados por el OEM

Italicized Part Numbers May Not Be Available.

Las piezas con números en *italicas* pueden no estar disponibles.  
Les numéros de pièce en *italiques* peuvent ne pas être disponibles.



## Pass Car Light Truck - Oil - Air - Cabin

TOYOTA 2007

Year/Año/Année Model/Modelo/Modèle Engine/Motor/Moteur	Eng. Code Código de motor Code moteur	VIN NIV NIV	GOLD Oil Aceite Huile	ProSelect Oil Aceite Huile	Platinum Oil Aceite Huile	GOLD Air Aire Air	ProSelect Air Aire Air	GOLD Cabin Air Cabina Aire Cabine Air	ProSelect Cabin Air Cabina Aire Cabine Air	Platinum Cabin Air Cabina Aire Cabine Air	Loc. Cabin Air Cabina Aire Cabine Air
--	---	-------------------	--------------------------------	-------------------------------------	------------------------------------	----------------------------	---------------------------------	--	---	--	--

## TOYOTA (Cont'd/Suite)

2007 (Cont'd/Suite)

## HIACE

L4 2.5L 2494cc (2KDFTV) Diesel (Mex.)			1348 <sup>53</sup>	21348 <sup>70</sup>	41348	206118	N/A	N/A	N/A	N/A	
L4 2.7L 2694cc (Mex.)			1348 <sup>53</sup>	21348 <sup>70</sup>	41348	9326	N/A	N/A	N/A	N/A	

## HIGHLANDER

L4 2.4L (Mex.)			7145	27145	47145	6673	26673	4901	224901	N/A	3
L4 2.4L 2362cc	2AZFE	D	7145	27145 <sup>70</sup>	47145	6673	26673	4901	224901	N/A	3
V6 3.3L (Mex.)			1348 <sup>53</sup>	21348 <sup>70</sup>	41348	6673	26673	4901	224901	N/A	3
V6 3.3L 3300cc	3MZFE	P	1348 <sup>53</sup>	21348 <sup>70</sup>	41348	6673	26673	4901	224901	N/A	3

## HIGHLANDER HYBRID

V6 3.3L 3300cc Electric/Gas	3MZFE	W	1348 <sup>53</sup>	21348 <sup>70</sup>	41348	9185	29185	4901	224901	N/A	3
-----------------------------	-------	---	--------------------	---------------------	-------	------	-------	------	--------	-----	---

## HILUX

L4 2.5L 2494cc (2KDFTV) Diesel (Mex.)			1348 <sup>53</sup>	21348 <sup>70</sup>	41348	9039	N/A	4483 4511	224483 224511	4234483 N/A	
L4 2.7L 2694cc (Mex.)			1348 <sup>53</sup>	21348 <sup>70</sup>	41348	9039	N/A	N/A	N/A	N/A	
L4 2.7L 2694cc (2TRFE) (Mex.)			1348 <sup>53</sup>	21348 <sup>70</sup>	41348	9039	N/A	N/A	N/A	N/A	
L4 3.0L (1KDFTV) Diesel (Mex.)			1348 <sup>53</sup>	21348 <sup>70</sup>	41348	9039	N/A	4483 4511	224483 224511	4234483 N/A	

## LAND CRUISER

L6 4.2L (1HZ) Diesel (Mex.)			1348 <sup>53</sup>	21348 <sup>70</sup>	41348			N/A	N/A	N/A	
V8 4.7L 4663cc	2UZFE	T	1348 <sup>53</sup>	21348 <sup>70</sup>	41348	2476	22476	4908	N/A	N/A	3

## MATRIX

L4 1.8L 1794cc	1ZZFE	R	1394 <sup>53</sup>	21394 <sup>70</sup>	41394	6834	26834	4873	224873	N/A	3
----------------	-------	---	--------------------	---------------------	-------	------	-------	------	--------	-----	---

## PRIUS

L4 1.5L 1497cc Electric/Gas	1NZFXE		1394 <sup>53</sup>	21394 <sup>70</sup>	41394	9116	29116	4875	224875	N/A	3
-----------------------------	--------	--	--------------------	---------------------	-------	------	-------	------	--------	-----	---

## RAV4

L4 2.4L 2362cc	2AZFE	D	7145	27145 <sup>70</sup>	47145	9172	29172	4483 <sup>79</sup> 4511 <sup>78</sup>	224483 <sup>79</sup> 224511 <sup>78</sup>	4234483 <sup>79</sup> N/A <sup>78</sup>	3 3
V6 3.5L 3456cc		K	7047	27047 <sup>70</sup>	47047	9172	29172	4483 <sup>79</sup> 4511 <sup>78</sup>	224483 <sup>79</sup> 224511 <sup>78</sup>	4234483 <sup>79</sup> N/A <sup>78</sup>	3 3

## SEQUOIA

V8 4.7L 4663cc	2UZFE	T	1348 <sup>53</sup>	21348 <sup>70</sup>	41348	2479	22479	N/R	N/R	N/R	
----------------	-------	---	--------------------	---------------------	-------	------	-------	-----	-----	-----	--

## SIENNA

V6 3.5L 3456cc		K	7047	27047 <sup>70</sup>	47047	6673	26673	4883	224883	4234883	3
----------------	--	---	------	---------------------	-------	------	-------	------	--------	---------	---

## SOLARA

L4 2.4L 2362cc	2AZFE	E	7145	27145 <sup>70</sup>	47145	6673	26673	4883	224883	4234883	3
V6 3.3L 3300cc	3MZFE	A	1348 <sup>53</sup>	21348 <sup>70</sup>	41348	6673	26673	4883	224883	4234883	3

## TACOMA

L4 2.7L 2693cc	2TRFE	X	1348 <sup>53</sup>	21348 <sup>70</sup>	41348	9155	29155	4871	224871	4234871	3
V6 4L 3956CC 241CID		U	1348 <sup>53</sup>	21348 <sup>70</sup>	41348	6888	26888	4871	224871	4234871	3

## TACOMA X-RUNNER

V6 4L 3956CC 241CID		U	1348 <sup>53</sup>	21348 <sup>70</sup>	41348	6888	26888	4871	224871	4234871	3
---------------------	--	---	--------------------	---------------------	-------	------	-------	------	--------	---------	---

## TUNDRA

V6 4L 3956CC 241CID		U	1348 <sup>53</sup>	21348 <sup>70</sup>	41348	6888	26888	4483 <sup>79</sup> 4511 <sup>78</sup>	224483 <sup>79</sup> 224511 <sup>78</sup>	4234483 <sup>79</sup> N/A <sup>78</sup>	3 3
V8 4.7L 4663cc	2UZFE	T	1348 <sup>53</sup>	21348 <sup>70</sup>	41348	9010	29010	4483 <sup>79</sup> 4511 <sup>78</sup>	224483 <sup>79</sup> 224511 <sup>78</sup>	4234483 <sup>79</sup> N/A <sup>78</sup>	3 3
V8 5.7L 5663cc 345 CID	3URFE		7041	27041	47041	9010	29010	4483 <sup>79</sup> 4511 <sup>78</sup>	224483 <sup>79</sup> 224511 <sup>78</sup>	4234483 <sup>79</sup> N/A <sup>78</sup>	3 3

## YARIS

L4 1.5L 1497cc	1NZFE		1394 <sup>53</sup>	21394	41394	9104	29104	4483 <sup>79</sup> 4511 <sup>78</sup>	224483 <sup>79</sup> 224511 <sup>78</sup>	4234483 <sup>79</sup> N/A <sup>78</sup>	3 3
----------------	-------	--	--------------------	-------	-------	------	-------	--	--	--	--------

N/A = Not Available N/R = Not Required N/S = Not Servicable For cabin air locator chart, see pages 5-12 See pages 13-16 for footnotes

1) ProSelect - Normal Driving - Traditional Change Intervals 2) NAPA Gold - Severe Driving - OE Recommended intervals 3) NAPA Platinum - Harsh Driving - OE Recommend Intervals

N/A = Non disponible N/R = Non nécessaire N/S = Non réparable Voir le tableau des filtres et d'habitacle aux pages 5-12 Voir pages 13-16 pour des notes

1) NAPA ProSelect et Argent - Conduite normale - Intervalles normaux de remplacement 2) NAPA Or - Conduite difficile - Intervalles recommandés par FEO 3) NAPA Platine - Conduite très difficile - Intervalles recommandés par FEO

N/A = No disponible N/R = No requerido N/S = No Servicable Para el aire de la cabina y tabla de localización de filtro, consulte las páginas 5-12 Ver las páginas 13-16 para las notas al pie de página

1) NAPA ProSelect y Plata - Manejo normal - Intervalles normales de cambio 2) NAPA Oro - Manejo difícil - Intervalles recomendados por el OEM 3) NAPA Platino - Manejo muy difícil - Intervalles recomendados por el OEM

Italicized Part Numbers May Not Be Available.

Las piezas con números en *italicas* pueden no estar disponibles.Les numéros de pièce en *italiques* peuvent ne pas être disponibles.



TOYOTA 2006

## Pass Car Light Truck - Oil - Air - Cabin

Year/Año/Année Model/Modelo/Modele Engine/Motor/Moteur	Eng. Code Código de motor Code moteur	VIN NIV NIV	GOLD Oil Aceite Huile	ProSelect Oil Aceite Huile	Platinum Oil Aceite Huile	GOLD Air Aire Air	ProSelect Air Aire Air	GOLD Cabin Air Cabina Aire Cabine Air	ProSelect Cabin Air Cabina Aire Cabine Air	Platinum Cabin Air Cabina Aire Cabine Air	Loc. Cabin Air Cabina Aire Cabine Air
--	---	-------------------	--------------------------------	-------------------------------------	------------------------------------	----------------------------	---------------------------------	--	---	--	--

## TOYOTA (Cont'd/Suite)

2006

## 4 RUNNER

V6 4L 3956CC 241CID		U	1348 <sup>53</sup>	21348 <sup>70</sup>	41348	6888	26888	4875	224875	N/A	3
V8 4.7L 4663cc	2UZFE	T	1348 <sup>53</sup>	21348 <sup>70</sup>	41348	2476	22476	4875	224875	N/A	3

## AVALON

V6 3.5L 3456cc		K	7047	27047 <sup>70</sup>	47047	9172	29172	4483 <sup>79</sup> 4511 <sup>78</sup>	224483 <sup>79</sup> 224511 <sup>78</sup>	4234483 <sup>79</sup> N/A <sup>78</sup>	3 3
----------------	--	---	------	---------------------	-------	------	-------	--	--	--	--------

## CAMRY

L4 2.4L 2362cc	2AZFE	E	7145	27145 <sup>70</sup>	47145	6673	26673	4883	224883	4234883	3
V6 3.0L 2995cc	1MZFE	F	1348 <sup>53</sup>	21348 <sup>70</sup>	41348	6673	26673	4883	224883	4234883	3
V6 3.3L 3300cc	3MZFE	A	1348 <sup>53</sup>	21348 <sup>70</sup>	41348	6673	26673	4883	224883	4234883	3

## COASTER

L6 4.0L (15B) Diesel (Mex.)			1348 <sup>53</sup>	21348 <sup>70</sup>	41348			N/A	N/A	N/A	
L6 4.2L (1HZ) Diesel (Mex.)			1348 <sup>53</sup>	21348 <sup>70</sup>	41348			N/A	N/A	N/A	

## COROLLA

L4 1.8L 1794cc	1ZZFE	R	1394 <sup>53</sup>	21394 <sup>70</sup>	41394	6834	26834	4873	224873	N/A	3
L4 1.8L 1795cc	2ZZGE		7145	27145 <sup>70</sup>	47145	6834	26834	4873	224873	N/A	3

## DYNA

L4 4.0L (15B) Diesel (Mex.)			1348 <sup>53</sup>	21348 <sup>70</sup>	41348			N/A	N/A	N/A	
-----------------------------	--	--	--------------------	---------------------	-------	--	--	-----	-----	-----	--

## FORTUNER

L4 3.0L (1KDFTV) Diesel (Mex.)			1348 <sup>53</sup>	21348 <sup>70</sup>	41348			N/A	N/A	N/A	
--------------------------------	--	--	--------------------	---------------------	-------	--	--	-----	-----	-----	--

## HIACE

L4 2.5L 2494cc (2KDFTV) Diesel (Mex.)			1348 <sup>53</sup>	21348 <sup>70</sup>	41348	206118	N/A	N/A	N/A	N/A	
L4 2.7L 2694cc (Mex.)			1348 <sup>53</sup>	21348 <sup>70</sup>	41348	9326	N/A	N/A	N/A	N/A	
L4 3.0L (1KDFTV) Diesel (Mex.)			1348 <sup>53</sup>	21348 <sup>70</sup>	41348			N/A	N/A	N/A	

## HIGHLANDER

L4 2.4L (Mex.)			7145	27145	47145	6673	26673	4901	224901	N/A	3
L4 2.4L 2362cc	2AZFE		7145	27145 <sup>70</sup>	47145	6673	26673	4901	224901	N/A	3
V6 3.3L (Mex.)			1348 <sup>53</sup>	21348 <sup>70</sup>	41348	6673	26673	4901	224901	N/A	3
V6 3.3L 3300cc	3MZFE	P	1348 <sup>53</sup>	21348 <sup>70</sup>	41348	6673	26673	4901	224901	N/A	3

## HIGHLANDER HYBRID

V6 3.3L 3300cc Electric/Gas	3MZFE	W	1348 <sup>53</sup>	21348 <sup>70</sup>	41348	9185	29185	4901	224901	N/A	3
-----------------------------	-------	---	--------------------	---------------------	-------	------	-------	------	--------	-----	---

## HILUX

L4 2.5L 2494cc (2KDFTV) Diesel (Mex.)			1348 <sup>53</sup>	21348 <sup>70</sup>	41348	9039	N/A	4483 4511	224483 224511	4234483 N/A	
L4 2.7L 2694cc (Mex.)			1348 <sup>53</sup>	21348 <sup>70</sup>	41348	9039	N/A	N/A	N/A	N/A	
L4 2.7L 2694cc (2TRFE) (Mex.)			1348 <sup>53</sup>	21348 <sup>70</sup>	41348	9039	N/A	N/A	N/A	N/A	
L4 3.0L (1KDFTV) Diesel (Mex.)			1348 <sup>53</sup>	21348 <sup>70</sup>	41348	9039	N/A	N/A	N/A	N/A	

## LAND CRUISER

L6 4.2L (1HZ) Diesel (Mex.)			1348 <sup>53</sup>	21348 <sup>70</sup>	41348			N/A	N/A	N/A	
V8 4.7L 4663cc	2UZFE	T	1348 <sup>53</sup>	21348 <sup>70</sup>	41348	2476	22476	4908	N/A	N/A	3

## MATRIX

L4 1.8L 1794cc	1ZZFE	R	1394 <sup>53</sup>	21394 <sup>70</sup>	41394	6834	26834	4873	224873	N/A	3
L4 1.8L 1795cc	2ZZGE	Y	7145	27145 <sup>70</sup>	47145	6834	26834	4873	224873	N/A	3

## MR-2 SPYDER

L4 1.8L 1794cc (Mex.)	1ZZFE		1394 <sup>53</sup>	21394 <sup>70</sup>	41394	6242	26242	N/A	N/A	N/A	
-----------------------	-------	--	--------------------	---------------------	-------	------	-------	-----	-----	-----	--

## PRADO

L4 3.0L (1KDFTV) Diesel (Mex.)			1348 <sup>53</sup>	21348 <sup>70</sup>	41348			N/A	N/A	N/A	
L4 3.0L (1KZ) Diesel (Mex.)			1348 <sup>53</sup>	21348 <sup>70</sup>	41348			N/A	N/A	N/A	

## PRIUS

L4 1.5L 1497cc Electric/Gas	1NZFXE		1394 <sup>53</sup>	21394 <sup>70</sup>	41394	9116	29116	4875	224875	N/A	3
-----------------------------	--------	--	--------------------	---------------------	-------	------	-------	------	--------	-----	---

N/A = Not Available N/R = Not Required N/S = Not Servicable For cabin air locator chart, see pages 5-12 See pages 13-16 for footnotes

1) ProSelect - Normal Driving - Traditional Change Intervals 2) NAPA Gold - Severe Driving - OE Recommended Intervals 3) NAPA Platinum - Harsh Driving - OE Recommend Intervals

N/A = Non disponible N/R = Non nécessaire N/S = Non réparable Voir le tableau des filtres et d'habitacle aux pages 5-12 Voir pages 13-16 pour des notes

1) NAPA ProSelect et Argent - Conduite normale - Intervalles normaux de remplacement 2) NAPA Or - Conduite difficile - Intervalles recommandés par FEO 3) NAPA Platine - Conduite très difficile - Intervalles recommandés par FEO

N/A = No disponible N/R = No requerido N/S = No Servicable Para el aire de la cabina y tabla de localización de filtro, consulte las páginas 5-12 Ver las páginas 13-16 para las notas al pie de página

1) NAPA ProSelect y Plata - Manejo normal - Intervallos normales de cambio 2) NAPA Oro - Manejo difícil - Intervallos recomendados por el OEM 3) NAPA Platino - Manejo muy difícil - Intervallos recomendados por el OEM

Italicized Part Numbers May Not Be Available.

Las piezas con números en *italicas* pueden no estar disponibles.  
Les numéros de pièce en *italiques* peuvent ne pas être disponibles.



## Pass Car Light Truck - Oil - Air - Cabin

TOYOTA 2006-2005

Year/Año/Année Model/Modelo/Modèle Engine/Motor/Moteur	Eng. Code Código de motor Code moteur	VIN NIV NIV	GOLD Oil Aceite Huile	ProSelect Oil Aceite Huile	Platinum Oil Aceite Huile	GOLD Air Aire Air	ProSelect Air Aire Air	GOLD Cabin Air Cabina Aire Cabine Air	ProSelect Cabin Air Cabina Aire Cabine Air	Platinum Cabin Air Cabina Aire Cabine Air	Loc. Cabin Air Cabina Aire Cabine Air
--	---	-------------------	--------------------------------	-------------------------------------	------------------------------------	----------------------------	---------------------------------	--	---	--	--

## TOYOTA (Cont'd/Suite)

## 2006 (Cont'd/Suite)

## RAV4

L4 2.4L 2362cc	2AZFE	K	7145	27145 <sup>70</sup>	47145	9172	29172	4483 <sup>79</sup> 4511 <sup>78</sup>	224483 <sup>79</sup> 224511 <sup>78</sup>	4234483 <sup>79</sup> N/A <sup>78</sup>	3 3
V6 3.5L 3456cc		D	7047	27047 <sup>70</sup>	47047	9172	29172	4483 <sup>79</sup> 4511 <sup>78</sup>	224483 <sup>79</sup> 224511 <sup>78</sup>	4234483 <sup>79</sup> N/A <sup>78</sup>	3 3

## SEQUOIA

V8 4.7L 4663cc	2UZFE	T	1348 <sup>53</sup>	21348 <sup>70</sup>	41348	2479	22479	N/R	N/R	N/R	
----------------	-------	---	--------------------	---------------------	-------	------	-------	-----	-----	-----	--

## SIENNA

V6 3.3L 3300cc	3MZFE	A	1348 <sup>53</sup>	21348 <sup>70</sup>	41348	6673	26673	4883	224883	4234883	3
----------------	-------	---	--------------------	---------------------	-------	------	-------	------	--------	---------	---

## SOLARA

L4 2.4L 2362cc	2AZFE	E	7145	27145 <sup>70</sup>	47145	6673	26673	4883	224883	4234883	3
V6 3.3L 3300cc	3MZFE	A	1348 <sup>53</sup>	21348 <sup>70</sup>	41348	6673	26673	4883	224883	4234883	3

## TACOMA

L4 2.7L 2693cc	2TRFE	X	1348 <sup>53</sup>	21348 <sup>70</sup>	41348	9155	29155	4871	224871	4234871	3
V6 4L 3956CC 241CID		U	1348 <sup>53</sup>	21348 <sup>70</sup>	41348	6888	26888	4871	224871	4234871	3

## TACOMA X-RUNNER

V6 4L 3956CC 241CID		U	1348 <sup>53</sup>	21348 <sup>70</sup>	41348	6888	26888	4871	224871	4234871	
---------------------	--	---	--------------------	---------------------	-------	------	-------	------	--------	---------	--

## TUNDRA

V6 4L 3956CC 241CID		U	1348 <sup>53</sup>	21348 <sup>70</sup>	41348	6888	26888	N/R	N/R	N/R	
V8 4.7L 4663cc	2UZFE	T	1348 <sup>53</sup>	21348 <sup>70</sup>	41348	2479	22479	N/R	N/R	N/R	

## YARIS

L4 1.5L 1497cc	5EFE	T	1394 <sup>53</sup>	21394	41394	9104	29104	4483 <sup>79</sup> 4511 <sup>78</sup>	224483 <sup>79</sup> 224511 <sup>78</sup>	4234483 <sup>79</sup> N/A <sup>78</sup>	3 3
L4 1.5L 1497cc (Mex.)	5EFE	T	1394 <sup>53</sup>	21394	41394	9104	29104	4483 <sup>79</sup> 4511 <sup>79</sup> 4511 <sup>78</sup>	224483 <sup>79</sup> 224511 <sup>79</sup> 224511 <sup>78</sup>	4234483 <sup>79</sup> N/A <sup>79</sup> N/A <sup>78</sup>	3 3 3

## 2005

## 4 RUNNER

V6 4L 3956CC 241CID		U	1348 <sup>53</sup>	21348 <sup>70</sup>	41348	6888	26888	4875	224875	N/A	3
V8 4.7L 4663cc	2UZFE	T	1348 <sup>53</sup>	21348 <sup>70</sup>	41348	2476	22476	4875	224875	N/A	3

## AVALON

V6 3.5L 3456cc		K	7047	27047 <sup>70</sup>	47047	9172	29172	4483 <sup>79</sup> 4511 <sup>78</sup>	224483 <sup>79</sup> 224511 <sup>78</sup>	4234483 <sup>79</sup> N/A <sup>78</sup>	3 3
----------------	--	---	------	---------------------	-------	------	-------	--	--	--	--------

## CAMRY

L4 2.4L 2362cc	2AZFE	E	7145	27145 <sup>70</sup>	47145	6673	26673	4883	224883	4234883	3
V6 3.0L 2995cc	1MZFE	F	1348 <sup>53</sup>	21348 <sup>70</sup>	41348	6673	26673	4883	224883	4234883	3
V6 3.3L 3300cc	3MZFE	A	1348 <sup>53</sup>	21348 <sup>70</sup>	41348	6673	26673	4883	224883	4234883	3

## CELICA

L4 1.8L 1794cc	1ZZFE	R	1394 <sup>53</sup>	21394 <sup>70</sup>	41394	6242	26242	4875	224875	N/A	3
L4 1.8L 1795cc	2ZZGE		7145	27145 <sup>70</sup>	47145	6242	26242	4875	224875	N/A	3

## COASTER

L6 4.0L (15B) Diesel (Mex.)			1348 <sup>53</sup>	21348 <sup>70</sup>	41348			N/A	N/A	N/A	
L6 4.2L (1H2) Diesel (Mex.)			1348 <sup>53</sup>	21348 <sup>70</sup>	41348			N/A	N/A	N/A	

## COROLLA

L4 1.8L 1794cc	1ZZFE	R	1394 <sup>53</sup>	21394 <sup>70</sup>	41394	6834	26834	4873	224873	N/A	3
L4 1.8L 1795cc	2ZZGE		7145	27145 <sup>70</sup>	47145	6834	26834	4873	224873	N/A	3

## DYNA

L4 4.0L (15B) Diesel (Mex.)			1348 <sup>53</sup>	21348 <sup>70</sup>	41348			N/A	N/A	N/A	
-----------------------------	--	--	--------------------	---------------------	-------	--	--	-----	-----	-----	--

## ECHO

L4 1.5L 1497cc	1NZFE		1394 <sup>53</sup>	21394 <sup>70</sup>	41394	6646	26646	4900	224900	N/A	3
----------------	-------	--	--------------------	---------------------	-------	------	-------	------	--------	-----	---

N/A = Not Available N/R = Not Required N/S = Not Servicable For cabin air locator chart, see pages 5-12 See pages 13-16 for footnotes

1) ProSelect - Normal Driving - Traditional Change Intervals 2) NAPA Gold - Severe Driving - OE Recommended intervals 3) NAPA Platinum - Harsh Driving - OE Recommend Intervals

N/A = Non disponible N/R = Non nécessaire N/S = Non réparable Voir le tableau des filtres et d'habitacle aux pages 5-12 Voir pages 13-16 pour des notes

1) NAPA ProSelect et Argent - Conduite normale - Intervalles normaux de remplacement 2) NAPA Or - Conduite difficile - Intervalles recommandés par FEO 3) NAPA Platine - Conduite très difficile - Intervalles recommandés par FEO

N/A = No disponible N/R = No requerido N/S = No Servicable Para el aire de la cabina y tabla de localización de filtro, consulte las páginas 5-12 Ver las páginas 13-16 para las notas al pie de página

1) NAPA ProSelect y Plata - Manejo normal - Intervalles normales de cambio 2) NAPA Oro - Manejo difícil - Intervalles recomendados por el OEM 3) NAPA Platino - Manejo muy difícil - Intervalles recomendados por el OEM

*Italicized Part Numbers May Not Be Available.*Las piezas con números en *italicas* pueden no estar disponibles.Les numéros de pièce en *italiques* peuvent ne pas être disponibles.P  
a  
s  
s  
C  
a  
r  
L  
i  
g  
h  
t  
T  
r  
u  
c  
k  
O  
i  
l  
-  
A  
i  
r  
-  
C  
a  
b  
i  
n



TOYOTA 2005-2004

Pass Car Light Truck - Oil - Air - Cabin

Year/Año/Année Model/Modelo/Modele Engine/Motor/Moteur	Eng. Code Código de motor Code moteur	VIN NIV NIV	GOLD Oil Aceite Huile	ProSelect Oil Aceite Huile	Platinum Oil Aceite Huile	GOLD Air Aire Air	ProSelect Air Aire Air	GOLD Cabin Air Cabina Aire Cabine Air	ProSelect Cabin Air Cabina Aire Cabine Air	Platinum Cabin Air Cabina Aire Cabine Air	Loc. Cabin Air Cabina Aire Cabine Air
--	---	-------------------	--------------------------------	-------------------------------------	------------------------------------	----------------------------	---------------------------------	--	---	--	--

TOYOTA (Cont'd/Suite)

2005 (Cont'd/Suite)

HIACE

L4 3.0L (5L) Diesel (Mex.)			1348 <sup>53</sup>	21348 <sup>70</sup>	41348			N/A	N/A	N/A	
----------------------------	--	--	--------------------	---------------------	-------	--	--	-----	-----	-----	--

HIGHLANDER

L4 2.4L (Mex.)			7145	27145	47145	6673	26673	4901	224901	N/A	3
L4 2.4L 2362cc	2AZFE	D	7145	27145 <sup>70</sup>	47145	6673	26673	4901	224901	N/A	3
V6 3.3L 3300cc	3MZFE		1348 <sup>53</sup>	21348 <sup>70</sup>	41348	6673	26673	4901	224901	N/A	3

HILUX

L4 2.5L 2494cc (2KDFTV) Diesel (Mex.)						9039	N/A	4483 4511	224483 224511	4234483 N/A	
L4 2.7L 2694cc (Mex.)			1348	21348	41348	N/A	N/A	N/A	N/A	N/A	
L4 2.7L 2694cc (2TRFE) (Mex.)			1348 <sup>53</sup>	21348 <sup>70</sup>	41348	9039	N/A	N/A	N/A	N/A	
L4 2.8L (3L) Diesel (Mex.)			1515 <sup>53</sup>	21515 <sup>70</sup>	41515			N/A	N/A	N/A	
L4 3.0L (1KDFTV) Diesel (Mex.)			1348 <sup>53</sup>	21348 <sup>70</sup>	41348	9039	N/A	N/A	N/A	N/A	

LAND CRUISER

L6 4.2L (1HZ) Diesel (Mex.)			1348 <sup>53</sup>	21348 <sup>70</sup>	41348			N/A	N/A	N/A	
V8 4.7L 4663cc	2UZFE		1348 <sup>53</sup>	21348 <sup>70</sup>	41348	2476	22476	N/R	N/R	N/R	

MATRIX

L4 1.8L 1794cc	1ZZFE	R	1394 <sup>53</sup>	21394 <sup>70</sup>	41394	6834	26834	4873	224873	N/A	3
L4 1.8L 1795cc	2ZZGE	Y	7145	27145 <sup>70</sup>	47145	6834	26834	4873	224873	N/A	3

MR-2 SPYDER

L4 1.8L 1794cc	1ZZFE		1394 <sup>53</sup>	21394 <sup>70</sup>	41394	6242	26242	N/R	N/R	N/R	
----------------	-------	--	--------------------	---------------------	-------	------	-------	-----	-----	-----	--

PRADO

L4 3.0L (1KZ) Diesel (Mex.)			1348 <sup>53</sup>	21348 <sup>70</sup>	41348			N/A	N/A	N/A	
-----------------------------	--	--	--------------------	---------------------	-------	--	--	-----	-----	-----	--

PRIUS

L4 1.5L 1497cc Electric/Gas	1NZFXE		1394 <sup>53</sup>	21394 <sup>70</sup>	41394	9116	29116	4875	224875	N/A	3
-----------------------------	--------	--	--------------------	---------------------	-------	------	-------	------	--------	-----	---

RAV4

L4 2.4L 2362cc	2AZFE		7145	27145 <sup>70</sup>	47145	6322	26322	4900	224900	N/A	3
----------------	-------	--	------	---------------------	-------	------	-------	------	--------	-----	---

SEQUOIA

V8 4.7L 4663cc	2UZFE	T	1348 <sup>53</sup>	21348 <sup>70</sup>	41348	2479	22479	N/R	N/R	N/R	
----------------	-------	---	--------------------	---------------------	-------	------	-------	-----	-----	-----	--

SIENNA

V6 3.3L 3300cc	3MZFE	A	1348 <sup>53</sup>	21348 <sup>70</sup>	41348	6673	26673	4883 <sup>175</sup> 4875 <sup>176</sup>	224883 <sup>175</sup> 224875 <sup>176</sup>	4234883 <sup>175</sup> N/A <sup>176</sup>	3 3
----------------	-------	---	--------------------	---------------------	-------	------	-------	--	--	--	--------

SOLARA

L4 2.4L 2362cc	2AZFE	E	7145	27145 <sup>70</sup>	47145	6673	26673	4883	224883	4234883	3
V6 3.3L 3300cc	3MZFE	A	1348 <sup>53</sup>	21348 <sup>70</sup>	41348	6673	26673	4883	224883	4234883	3

TACOMA

L4 2.7L 2693cc	2TRFE	X	1348 <sup>53</sup>	21348 <sup>70</sup>	41348	9155	29155	4871	224871	4234871	
V6 4L 3956CC 241CID		U	1348 <sup>53</sup>	21348 <sup>70</sup>	41348	6888	26888	4871	224871	4234871	

TACOMA X-RUNNER

V6 4L 3956CC 241CID		U	1348 <sup>53</sup>	21348 <sup>70</sup>	41348	6888	26888	4871	224871	4234871	
---------------------	--	---	--------------------	---------------------	-------	------	-------	------	--------	---------	--

TUNDRA

V6 4L 3956CC 241CID		U	1348 <sup>53</sup>	21348 <sup>70</sup>	41348	6888	26888	N/R	N/R	N/R	
V8 4.7L 4663cc	2UZFE	T	1348 <sup>53</sup>	21348 <sup>70</sup>	41348	2479	22479	N/R	N/R	N/R	

YARIS

L4 1.3L 1298cc (Mex.)			1394 <sup>53</sup>	21394	41394	20664	N/A	4875 4900	224875 224900	N/A N/A	
L4 1.3L 1298cc 2SZFE (Mex.)			1394 <sup>53</sup>	21394	41394	20664	N/A	4875 4900	224875 224900	N/A N/A	

2004

4 RUNNER

V6 4L 3956CC 241CID		U	1348 <sup>53</sup>	21348 <sup>70</sup>	41348	6888	26888	4875	224875	N/A	3
---------------------	--	---	--------------------	---------------------	-------	------	-------	------	--------	-----	---

N/A = Not Available N/R = Not Required N/S = Not Servicable For cabin air locator chart, see pages 5-12 See pages 13-16 for footnotes

1) ProSelect - Normal Driving - Traditional Change Intervals 2) NAPA Gold - Severe Driving - OE Recommended intervals 3) NAPA Platinum - Harsh Driving - OE Recommend Intervals

N/A = Non disponible N/R = Non nécessaire N/S = Non réparable Voir le tableau des filtres et d'habitacle aux pages 5-12 Voir pages 13-16 pour des notes

1) NAPA ProSelect et Argent - Conduite normale - Intervalles normaux de remplacement 2) NAPA Or - Conduite difficile - Intervalles recommandés par FEO 3) NAPA Platine - Conduite très difficile - Intervalles recommandés par FEO

N/A = No disponible N/R = No requerido N/S = No Servicable Para el aire de la cabina y tabla de localización de filtro, consulte las páginas 5-12 Ver las páginas 13-16 para las notas al pie de página

1) NAPA ProSelect y Plata - Manejo normal - Intervalos normales de cambio 2) NAPA Oro - Manejo difícil - Intervalos recomendados por el OEM 3) NAPA Platino - Manejo muy difícil - Intervalos recomendados por el OEM

*Italicized Part Numbers May Not Be Available.*

Las piezas con números en *italicas* pueden no estar disponibles.  
Les numéros de pièce en *italiques* peuvent ne pas être disponibles.



## Pass Car Light Truck - Oil - Air - Cabin

TOYOTA 2004

Year/Año/Année Model/Modelo/Modèle Engine/Motor/Moteur	Eng. Code Código de motor Code moteur	VIN NIV NIV	GOLD Oil Aceite Huile	ProSelect Oil Aceite Huile	Platinum Oil Aceite Huile	GOLD Air Aire Air	ProSelect Air Aire Air	GOLD Cabin Air Cabina Aire Cabine Air	ProSelect Cabin Air Cabina Aire Cabine Air	Platinum Cabin Air Cabina Aire Cabine Air	Loc. Cabin Air Cabina Aire Cabine Air
--	---	-------------------	--------------------------------	-------------------------------------	------------------------------------	----------------------------	---------------------------------	--	---	--	--

## TOYOTA (Cont'd/Suite)

2004 (Cont'd/Suite)

## 4 RUNNER (Cont'd/Suite)

V8 4.7L 4663cc	2UZFE	T	1348 <sup>53</sup>	21348 <sup>70</sup>	41348	2476	22476	4875	224875	N/A	3
----------------	-------	---	--------------------	---------------------	-------	------	-------	------	--------	-----	---

## AVALON

V6 3.0L 2995cc	1MZFE	F	1348 <sup>53</sup>	21348 <sup>70</sup>	41348	6017	26017	4883	224883	4234883	3
----------------	-------	---	--------------------	---------------------	-------	------	-------	------	--------	---------	---

## CAMRY

L4 2.4L 2362cc	2AZFE	E	7145	27145 <sup>70</sup>	47145	6673	26673	4883	224883	4234883	3
V6 3.0L 2995cc	1MZFE	F	1348 <sup>53</sup>	21348 <sup>70</sup>	41348	6673	26673	4883	224883	4234883	3
V6 3.3L 3300cc	3MZFE	A	1348 <sup>53</sup>	21348 <sup>70</sup>	41348	6673	26673	4883	224883	4234883	3

## CELICA

L4 1.8L 1794cc	1ZZFE	R	1394 <sup>53</sup>	21394 <sup>70</sup>	41394	6242	26242	4875	224875	N/A	3
L4 1.8L 1795cc	2ZZGE		7145	27145 <sup>70</sup>	47145	6242	26242	4875	224875	N/A	3

## COASTER

L6 4.0L (15B) Diesel (Mex.)			1348 <sup>53</sup>	21348 <sup>70</sup>	41348			N/A	N/A	N/A	
L6 4.2L (1HZ) Diesel (Mex.)			1348 <sup>53</sup>	21348 <sup>70</sup>	41348			N/A	N/A	N/A	

## COROLLA

L4 1.8L 1794cc	1ZZFE	R	1394 <sup>53</sup>	21394 <sup>70</sup>	41394	6834	26834	4873	224873	N/A	3
----------------	-------	---	--------------------	---------------------	-------	------	-------	------	--------	-----	---

## DYNA

L4 4.0L (15B) Diesel (Mex.)			1348 <sup>53</sup>	21348 <sup>70</sup>	41348			N/A	N/A	N/A	
-----------------------------	--	--	--------------------	---------------------	-------	--	--	-----	-----	-----	--

## ECHO

L4 1.5L 1497cc	1NZFE		1394 <sup>53</sup>	21394 <sup>70</sup>	41394	6646	26646	4900	224900	N/A	3
----------------	-------	--	--------------------	---------------------	-------	------	-------	------	--------	-----	---

## HIACE

L4 3.0L (5L) Diesel (Mex.)			1348 <sup>53</sup>	21348 <sup>70</sup>	41348			N/A	N/A	N/A	
----------------------------	--	--	--------------------	---------------------	-------	--	--	-----	-----	-----	--

## HIGHLANDER

L4 2.4L 2362cc	2AZFE	D	7145	27145 <sup>70</sup>	47145	6673	26673	4901	224901	N/A	3
V6 3.3L 3300cc	3MZFE		1348 <sup>53</sup>	21348 <sup>70</sup>	41348	6673	26673	4901	224901	N/A	3

## HILUX

L4 2.4L (2L) 2446cc Diesel (Mex.)			1515 <sup>53</sup>	21515 <sup>70</sup>	41515			N/A	N/A	N/A	
L4 2.5L 2494cc (2KDFTV) Diesel (Mex.)			1348 <sup>53</sup>	21348 <sup>70</sup>	41348			N/A	N/A	N/A	
L4 2.7L 2694cc (Mex.)			1348 <sup>53</sup>	21348 <sup>70</sup>	41348	N/A	N/A	N/A	N/A	N/A	
L4 2.8L (3L) Diesel (Mex.)			1515 <sup>53</sup>	21515 <sup>70</sup>	41515			N/A	N/A	N/A	
L4 3.0L (1KDFTV) Diesel (Mex.)			1348 <sup>53</sup>	21348 <sup>70</sup>	41348			N/A	N/A	N/A	

## LAND CRUISER

L6 4.2L (1HZ) Diesel (Mex.)			1348 <sup>53</sup>	21348 <sup>70</sup>	41348			N/A	N/A	N/A	
V8 4.7L 4663cc	2UZFE		1348 <sup>53</sup>	21348 <sup>70</sup>	41348	2476	22476	N/R	N/R	N/R	

## MATRIX

L4 1.8L 1794cc	1ZZFE	R	1394 <sup>53</sup>	21394 <sup>70</sup>	41394	6834	26834	4873	224873	N/A	3
L4 1.8L 1795cc	2ZZGE	Y	7145	27145 <sup>70</sup>	47145	6834	26834	4873	224873	N/A	3

## MR-2 SPYDER

L4 1.8L 1794cc	1ZZFE		1394 <sup>53</sup>	21394 <sup>70</sup>	41394	6242	26242	N/R	N/R	N/R	
----------------	-------	--	--------------------	---------------------	-------	------	-------	-----	-----	-----	--

## PRADO

L4 3.0L (1KZ) Diesel (Mex.)			1348 <sup>53</sup>	21348 <sup>70</sup>	41348			N/A	N/A	N/A	
-----------------------------	--	--	--------------------	---------------------	-------	--	--	-----	-----	-----	--

## PRIUS

L4 1.5L 1497cc Electric/Gas	1NZFXE		1394 <sup>53</sup>	21394 <sup>70</sup>	41394	9116	29116	4875	224875	N/A	3
-----------------------------	--------	--	--------------------	---------------------	-------	------	-------	------	--------	-----	---

## RAV4

L4 2.4L 2362cc	2AZFE		7145	27145 <sup>70</sup>	47145	6322	26322	4900	224900	N/A	3
----------------	-------	--	------	---------------------	-------	------	-------	------	--------	-----	---

## SEQUOIA

V8 4.7L 4663cc	2UZFE	T	1348 <sup>53</sup>	21348 <sup>70</sup>	41348	2479	22479	N/R	N/R	N/R	
----------------	-------	---	--------------------	---------------------	-------	------	-------	-----	-----	-----	--

## SIENNA

V6 3.3L 3300cc	3MZFE	A	1348 <sup>53</sup>	21348 <sup>70</sup>	41348	6673	26673	4875 <sup>176</sup> 4883 <sup>175</sup>	224875 <sup>176</sup> 224883 <sup>175</sup>	N/A <sup>176</sup> 4234883 <sup>175</sup>	3 3
----------------	-------	---	--------------------	---------------------	-------	------	-------	--	--	--	--------

N/A = Not Available N/R = Not Required N/S = Not Servicable For cabin air locator chart, see pages 5-12 See pages 13-16 for footnotes

1) ProSelect - Normal Driving - Traditional Change Intervals 2) NAPA Gold - Severe Driving - OE Recommended intervals 3) NAPA Platinum - Harsh Driving - OE Recommend Intervals

N/A = Non disponible N/R = Non nécessaire N/S = Non réparable Voir le tableau des filtres et d'habitacle aux pages 5-12 Voir pages 13-16 pour des notes

1) NAPA ProSelect et Argent - Conduite normale - Intervalles normaux de remplacement 2) NAPA Or - Conduite difficile - Intervalles recommandés par FEO 3) NAPA Platine - Conduite très difficile - Intervalles recommandés par FEO

N/A = No disponible N/R = No requerido N/S = No Servicable Para el aire de la cabina y tabla de localización de filtro, consulte las páginas 5-12 Ver las páginas 13-16 para las notas al pie de página

1) NAPA ProSelect y Plata - Manejo normal - Intervalles normales de cambio 2) NAPA Oro - Manejo difícil - Intervalles recomendados por el OEM 3) NAPA Platino - Manejo muy difícil - Intervalles recomendados por el OEM

Italicized Part Numbers May Not Be Available.

Las piezas con números en *italicas* pueden no estar disponibles.Les numéros de pièce en *italiques* peuvent ne pas être disponibles.P  
a  
s  
s  
C  
a  
r  
L  
i  
g  
h  
t  
T  
r  
u  
c  
k  
O  
i  
l  
-  
A  
i  
r  
-  
C  
a  
b  
i  
n





TOYOTA 2004-2003

Pass Car Light Truck - Oil - Air - Cabin

Year/Año/Année Model/Modelo/Modele Engine/Motor/Moteur	Eng. Code Código de motor Code moteur	VIN NIV NIV	GOLD Oil Aceite Huile	ProSelect Oil Aceite Huile	Platinum Oil Aceite Huile	GOLD Air Aire Air	ProSelect Air Aire Air	GOLD Cabin Air Cabina Aire Cabine Air	ProSelect Cabin Air Cabina Aire Cabine Air	Platinum Cabin Air Cabina Aire Cabine Air	Loc. Cabin Air Cabina Aire Cabine Air
--	---	-------------------	--------------------------------	-------------------------------------	------------------------------------	----------------------------	---------------------------------	--	---	--	--

## TOYOTA (Cont'd/Suite)

## 2004 (Cont'd/Suite)

## SOLARA

L4 2.4L 2362cc	2AZFE	E	7145	27145 <sup>70</sup>	47145	6673	26673	4883	224883	4234883	5
V6 3.3L 3300cc	3MZFE	A	1348 <sup>53</sup>	21348 <sup>70</sup>	41348	6673	26673	4883	224883	4234883	5

## TACOMA

L4 2.4L 2438cc	2RZFE	L	1348 <sup>53</sup>	21348 <sup>70</sup>	41348	6162	26162	N/R	N/R	N/R	
L4 2.7L 2693cc	3RZFE	M	1348 <sup>53</sup>	21348 <sup>70</sup>	41348	6162	26162	N/R	N/R	N/R	
V6 3.4L 3378cc	5VZFE	N	1348 <sup>53</sup>	21348 <sup>70</sup>	41348	6109	26109	N/R	N/R	N/R	

## TUNDRA

V6 3.4L 3378cc	5VZFE	N	1348 <sup>53</sup>	21348 <sup>70</sup>	41348	2479	22479	N/R	N/R	N/R	
V8 4.7L 4663cc	2UZFE	T	1348 <sup>53</sup>	21348 <sup>70</sup>	41348	2479	22479	N/R	N/R	N/R	

## YARIS

L4 1.3L 1298cc 2SZFE (Mex.)			1394 <sup>53</sup>	21394	41394	206664	N/A	4875 4900	224875 224900	N/A N/A	
-----------------------------	--	--	--------------------	-------	-------	--------	-----	--------------	------------------	------------	--

## 2003

## 4 RUNNER

V6 4L 3956CC 241CID		U	1348 <sup>53</sup>	21348 <sup>70</sup>	41348	6888	26888	4875	224875	N/A	3
V8 4.7L 4663cc	2UZFE	T	1348 <sup>53</sup>	21348 <sup>70</sup>	41348	2476	22476	4875	224875	N/A	3

## AVALON

V6 3.0L 2995cc	1MZFE	F	1348 <sup>53</sup>	21348 <sup>70</sup>	41348	6017	26017	4883	224883	4234883	3
----------------	-------	---	--------------------	---------------------	-------	------	-------	------	--------	---------	---

## CAMRY

L4 2.4L 2362cc	2AZFE	E	7145	27145 <sup>70</sup>	47145	6673	26673	4883	224883	4234883	3
V6 3.0L 2995cc	1MZFE	F	1348 <sup>53</sup>	21348 <sup>70</sup>	41348	6673	26673	4883	224883	4234883	3

## CELICA

L4 1.8L 1794cc	1ZZFE	R	1394 <sup>53</sup>	21394 <sup>70</sup>	41394	6242	26242	4875	224875	N/A	3
L4 1.8L 1795cc	2ZZGE		7145	27145 <sup>70</sup>	47145	6242	26242	4875	224875	N/A	3

## COASTER

L6 4.0L (15B) Diesel (Mex.)			1348 <sup>53</sup>	21348 <sup>70</sup>	41348			N/A	N/A	N/A	
L6 4.2L (1HZ) Diesel (Mex.)			1348 <sup>53</sup>	21348 <sup>70</sup>	41348			N/A	N/A	N/A	

## COROLLA

L4 1.8L 1794cc	1ZZFE	R	1394 <sup>53</sup>	21394 <sup>70</sup>	41394	6834	26834	4873	224873	N/A	3
----------------	-------	---	--------------------	---------------------	-------	------	-------	------	--------	-----	---

## DYNA

L4 4.0L (15B) Diesel (Mex.)			1348 <sup>53</sup>	21348 <sup>70</sup>	41348			N/A	N/A	N/A	
-----------------------------	--	--	--------------------	---------------------	-------	--	--	-----	-----	-----	--

## ECHO

L4 1.5L 1497cc	1NZFE		1394 <sup>53</sup>	21394 <sup>70</sup>	41394	6646	26646	4900	224900	N/A	3
----------------	-------	--	--------------------	---------------------	-------	------	-------	------	--------	-----	---

## HIACE

L4 3.0L (5L) Diesel (Mex.)			1348 <sup>53</sup>	21348 <sup>70</sup>	41348			N/A	N/A	N/A	
----------------------------	--	--	--------------------	---------------------	-------	--	--	-----	-----	-----	--

## HIGHLANDER

L4 2.4L 2362cc	2AZFE		7145	27145 <sup>70</sup>	47145	6673	26673	4901	224901	N/A	3
V6 3.0L 2995cc	1MZFE		1348 <sup>53</sup>	21348 <sup>70</sup>	41348	6673	26673	4901	224901	N/A	3

## HILUX

L4 2.4L (2L) 2446cc Diesel (Mex.)			1515 <sup>53</sup>	21515 <sup>70</sup>	41515			N/A	N/A	N/A	
L4 2.5L 2494cc (2KDFTV) Diesel (Mex.)			1348 <sup>53</sup>	21348 <sup>70</sup>	41348			N/A	N/A	N/A	
L4 2.8L (3L) Diesel (Mex.)			1515 <sup>53</sup>	21515 <sup>70</sup>	41515			N/A	N/A	N/A	
L4 3.0L (1KDFTV) Diesel (Mex.)			1348 <sup>53</sup>	21348 <sup>70</sup>	41348			N/A	N/A	N/A	

## LAND CRUISER

L6 4.2L (1HZ) Diesel (Mex.)			1348 <sup>53</sup>	21348 <sup>70</sup>	41348			N/A	N/A	N/A	
V8 4.7L 4663cc	2UZFE		1348 <sup>53</sup>	21348 <sup>70</sup>	41348	2476	22476	N/R	N/R	N/R	

## MATRIX

L4 1.8L 1794cc	1ZZFE	R	1394 <sup>53</sup>	21394 <sup>70</sup>	41394	6834	26834	4873	224873	N/A	3
----------------	-------	---	--------------------	---------------------	-------	------	-------	------	--------	-----	---

N/A = Not Available N/R = Not Required N/S = Not Servicable For cabin air locator chart, see pages 5-12 See pages 13-16 for footnotes

1) ProSelect - Normal Driving - Traditional Change Intervals 2) NAPA Gold - Severe Driving - OE Recommended Intervals 3) NAPA Platinum - Harsh Driving - OE Recommend Intervals

N/A = Non disponible N/R = Non nécessaire N/S = Non réparable Voir le tableau des filtres et d'habitacle aux pages 5-12 Voir pages 13-16 pour des notes

1) NAPA ProSelect et Argent - Conduite normale - Intervalles normaux de remplacement 2) NAPA Or - Conduite difficile - Intervalles recommandés par FEO 3) NAPA Platine - Conduite très difficile - Intervalles recommandés par FEO

N/A = No disponible N/R = No requerido N/S = No Servicable Para el aire de la cabina y tabla de localización de filtro, consulte las páginas 5-12 Ver las páginas 13-16 para las notas al pie de página

1) NAPA ProSelect y Plata - Manejo normal - Intervalles normales de cambio 2) NAPA Oro - Manejo difícil - Intervalles recomendados por el OEM 3) NAPA Platino - Manejo muy difícil - Intervalles recomendados por el OEM

Italicized Part Numbers May Not Be Available.

Las piezas con números en *italicas* pueden no estar disponibles.  
Les numéros de pièce en *italiques* peuvent ne pas être disponibles.



Pass Car Light Truck - Oil - Air - Cabin

TOYOTA 2003-2002

Year/Año/Année Model/Modelo/Modèle Engine/Motor/Moteur	Eng. Code Código de motor Code moteur	VIN NIV NIV	GOLD Oil Aceite Huile	ProSelect Oil Aceite Huile	Platinum Oil Aceite Huile	GOLD Air Aire Air	ProSelect Air Aire Air	GOLD Cabin Air Cabina Aire Cabine Air	ProSelect Cabin Air Cabina Aire Cabine Air	Platinum Cabin Air Cabina Aire Cabine Air	Loc. Cabin Air Cabina Aire Cabine Air
--	---	-------------------	--------------------------------	-------------------------------------	------------------------------------	----------------------------	---------------------------------	--	---	--	--

TOYOTA (Cont'd/Suite)

**2003** (Cont'd/Suite)

**MATRIX** (Cont'd/Suite)

L4 1.8L 1795cc	2ZGGE	Y	7145	27145 <sup>70</sup>	47145	6834	26834	4873	224873	N/A	3
----------------	-------	---	------	---------------------	-------	------	-------	------	--------	-----	---

**MR-2 SPYDER**

L4 1.8L 1794cc	1ZZFE		1394 <sup>53</sup>	21394 <sup>70</sup>	41394	6242	26242	N/R	N/R	N/R	
----------------	-------	--	--------------------	---------------------	-------	------	-------	-----	-----	-----	--

**PRADO**

L4 3.0L (1KZ) Diesel (Mex.)			1348 <sup>53</sup>	21348 <sup>70</sup>	41348			N/A	N/A	N/A	
-----------------------------	--	--	--------------------	---------------------	-------	--	--	-----	-----	-----	--

**PRIUS**

L4 1.5L 1497cc Electric/Gas	1NZFXE		1394 <sup>53</sup>	21394 <sup>70</sup>	41394	2306	N/A	4875	224875	N/A	3
-----------------------------	--------	--	--------------------	---------------------	-------	------	-----	------	--------	-----	---

**RAV4**

L4 2.0L 1998cc	1AZFE	H	7145	27145 <sup>70</sup>	47145	6322	26322	4900	224900	N/A	3
----------------	-------	---	------	---------------------	-------	------	-------	------	--------	-----	---

**SEQUOIA**

V8 4.7L 4663cc	2UZFE	T	1348 <sup>53</sup>	21348 <sup>70</sup>	41348	2479	22479	N/R	N/R	N/R	
----------------	-------	---	--------------------	---------------------	-------	------	-------	-----	-----	-----	--

**SIENNA**

V6 3.0L 2995cc	1MZFE	F	1348 <sup>53</sup>	21348 <sup>70</sup>	41348	6017	26017	4875	224875	N/A	3
----------------	-------	---	--------------------	---------------------	-------	------	-------	------	--------	-----	---

**SOLARA**

L4 2.4L 2362cc	2AZFE	E	7145	27145 <sup>70</sup>	47145	6017	26017	4883	224883	4234883	5
V6 3.0L 2995cc	1MZFE	F	1348 <sup>53</sup>	21348 <sup>70</sup>	41348	6017	26017	4883	224883	4234883	5

**TACOMA**

L4 2.4L 2438cc	2RZFE	L	1348 <sup>53</sup>	21348 <sup>70</sup>	41348	6162	26162	N/R	N/R	N/R	
L4 2.7L 2693cc	3RZFE	M	1348 <sup>53</sup>	21348 <sup>70</sup>	41348	6162	26162	N/R	N/R	N/R	
V6 3.4L 3378cc	5VZFE	N	1348 <sup>53</sup>	21348 <sup>70</sup>	41348	6109	26109	N/R	N/R	N/R	

**TUNDRA**

V6 3.4L 3378cc	5VZFE	N	1348 <sup>53</sup>	21348 <sup>70</sup>	41348	2479	22479	N/R	N/R	N/R	
V8 4.7L 4663cc	2UZFE	T	1348 <sup>53</sup>	21348 <sup>70</sup>	41348	2479	22479	N/R	N/R	N/R	

**YARIS**

L4 1.3L 1298cc (Mex.)			1394 <sup>53</sup>	21394 <sup>70</sup>	41394	206664	N/A	4875 4900	224875 224900	N/A N/A	
L4 1.3L 1298cc 2SZFE (Mex.)			1394 <sup>53</sup>	21394 <sup>70</sup>	41394	206664	N/A	4875 4900	224875 224900	N/A N/A	

**2002**

**4 RUNNER**

V6 3.4L 3378cc	5VZFE	N	1348 <sup>53</sup>	21348 <sup>70</sup>	41348	6109	26109	N/R	N/R	N/R	
----------------	-------	---	--------------------	---------------------	-------	------	-------	-----	-----	-----	--

**AVALON**

V6 3.0L 2995cc	1MZFE	F	1348 <sup>53</sup>	21348 <sup>70</sup>	41348	6017	26017	4883	224883	4234883	3
----------------	-------	---	--------------------	---------------------	-------	------	-------	------	--------	---------	---

**CAMRY**

L4 2.4L 2362cc	2AZFE	E	7145	27145 <sup>70</sup>	47145	6673	26673	4883	224883	4234883	3
V6 3.0L 2995cc	1MZFE	F	1348 <sup>53</sup>	21348 <sup>70</sup>	41348	6673	26673	4883	224883	4234883	3

**CELICA**

L4 1.8L 1794cc	1ZZFE	R	1394 <sup>53</sup>	21394 <sup>70</sup>	41394	6242	26242	4875	224875	N/A	3
L4 1.8L 1795cc	2ZGGE		7145	27145 <sup>70</sup>	47145	6242	26242	4875	224875	N/A	3

**COASTER**

L6 4.0L (15B) Diesel (Mex.)			1348 <sup>53</sup>	21348 <sup>70</sup>	41348			N/A	N/A	N/A	
L6 4.2L (1HZ) Diesel (Mex.)			1348 <sup>53</sup>	21348 <sup>70</sup>	41348			N/A	N/A	N/A	

**COROLLA**

L4 1.8L 1794cc	1ZZFE	R	1394 <sup>53</sup>	21394 <sup>70</sup>	41394	6273	26273	4873	224873	N/A	3
----------------	-------	---	--------------------	---------------------	-------	------	-------	------	--------	-----	---

**DYNA**

L4 4.0L (15B) Diesel (Mex.)			1348 <sup>53</sup>	21348 <sup>70</sup>	41348			N/A	N/A	N/A	
-----------------------------	--	--	--------------------	---------------------	-------	--	--	-----	-----	-----	--

**ECHO**

L4 1.5L 1497cc	1NZFE		1394 <sup>53</sup>	21394 <sup>70</sup>	41394	6646	26646	4900	224900	N/A	3
----------------	-------	--	--------------------	---------------------	-------	------	-------	------	--------	-----	---

N/A = Not Available N/R = Not Required N/S = Not Servicable For cabin air locator chart, see pages 5-12 See pages 13-16 for footnotes

1) ProSelect - Normal Driving - Traditional Change Intervals 2) NAPA Gold - Severe Driving - OE Recommended intervals 3) NAPA Platinum - Harsh Driving - OE Recommend Intervals

N/A = Non disponible N/R = Non nécessaire N/S = Non réparable Voir le tableau des filtres et d'habitacle aux pages 5-12 Voir pages 13-16 pour des notes

1) NAPA ProSelect et Argent - Conduite normale - Intervalles normaux de remplacement 2) NAPA Or - Conduite difficile - Intervalles recommandés par FEO 3) NAPA Platine - Conduite très difficile - Intervalles recommandés par FEO

N/A = No disponible N/R = No requerido N/S = No Servicable Para el aire de la cabina y tabla de localización de filtro, consulte las páginas 5-12 Ver las páginas 13-16 para las notas al pie de página

1) NAPA ProSelect y Plata - Manejo normal - Intervalos normales de cambio 2) NAPA Oro - Manejo difícil - Intervalos recomendados por el OEM 3) NAPA Platino - Manejo muy difícil - Intervalos recomendados por el OEM

*Italicized Part Numbers May Not Be Available.*

Las piezas con números en *italicas* pueden no estar disponibles.

Les numéros de pièce en *italiques* peuvent ne pas être disponibles.

P  
a  
s  
s  
C  
a  
r  
L  
i  
g  
h  
t  
T  
r  
u  
c  
k  
O  
i  
l  
-  
A  
i  
r  
-  
C  
a  
b  
i  
n



TOYOTA 2002-2001

Pass Car Light Truck - Oil - Air - Cabin

Year/Año/Année Model/Modelo/Modele Engine/Motor/Moteur	Eng. Code Código de motor Code moteur	VIN NIV NIV	GOLD Oil Aceite Huile	ProSelect Oil Aceite Huile	Platinum Oil Aceite Huile	GOLD Air Aire Air	ProSelect Air Aire Air	GOLD Cabin Air Cabina Aire Cabine Air	ProSelect Cabin Air Cabina Aire Cabine Air	Platinum Cabin Air Cabina Aire Cabine Air	Loc. Cabin Air Cabina Aire Cabine Air
--	---	-------------------	--------------------------------	-------------------------------------	------------------------------------	----------------------------	---------------------------------	--	---	--	--

## TOYOTA (Cont'd/Suite)

## 2002 (Cont'd/Suite)

## HIACE

L4 3.0L (5L) Diesel (Mex.)			1348 <sup>53</sup>	21348 <sup>70</sup>	41348			N/A	N/A	N/A	
----------------------------	--	--	--------------------	---------------------	-------	--	--	-----	-----	-----	--

## HIGHLANDER

L4 2.4L 2362cc	2AZFE		7145	27145 <sup>70</sup>	47145	6673	26673	4901	224901	N/A	3
V6 3.0L 2995cc	1MZFE		1348 <sup>53</sup>	21348 <sup>70</sup>	41348	6673	26673	4901	224901	N/A	3

## HILUX

L4 2.4L (2L) 2446cc Diesel (Mex.)			1515 <sup>53</sup>	21515 <sup>70</sup>	41515			N/A	N/A	N/A	
L4 2.5L 2494cc (2KDFTV) Diesel (Mex.)			1348 <sup>53</sup>	21348 <sup>70</sup>	41348			N/A	N/A	N/A	
L4 2.8L (3L) Diesel (Mex.)			1515 <sup>53</sup>	21515 <sup>70</sup>	41515			N/A	N/A	N/A	
L4 3.0L (1KDFTV) Diesel (Mex.)			1348 <sup>53</sup>	21348 <sup>70</sup>	41348			N/A	N/A	N/A	

## LAND CRUISER

L6 4.2L (1HZ) Diesel (Mex.)			1348 <sup>53</sup>	21348 <sup>70</sup>	41348			N/A	N/A	N/A	
V8 4.7L 4663cc	2UZFE		1348 <sup>53</sup>	21348 <sup>70</sup>	41348	2476	22476	N/R	N/R	N/R	

## MR-2 SPYDER

L4 1.8L 1794cc	1ZZFE		1394 <sup>53</sup>	21394 <sup>70</sup>	41394	6242	26242	N/R	N/R	N/R	
----------------	-------	--	--------------------	---------------------	-------	------	-------	-----	-----	-----	--

## PRADO

L4 3.0L (1KZ) Diesel (Mex.)			1348 <sup>53</sup>	21348 <sup>70</sup>	41348			N/A	N/A	N/A	
-----------------------------	--	--	--------------------	---------------------	-------	--	--	-----	-----	-----	--

## PRIUS

L4 1.5L 1497cc Electric/Gas	1NZFXE		1394 <sup>53</sup>	21394 <sup>70</sup>	41394	2306	N/A	4875	224875	N/A	3
-----------------------------	--------	--	--------------------	---------------------	-------	------	-----	------	--------	-----	---

## RAV4

L4 2.0L 1998cc	1AZFE	H	7145	27145 <sup>70</sup>	47145	6322	26322	4900	224900	N/A	3
----------------	-------	---	------	---------------------	-------	------	-------	------	--------	-----	---

## SEQUOIA

V8 4.7L 4663cc	2UZFE	T	1348 <sup>53</sup>	21348 <sup>70</sup>	41348	2479	22479	N/R	N/R	N/R	
----------------	-------	---	--------------------	---------------------	-------	------	-------	-----	-----	-----	--

## SIENNA

V6 3.0L 2995cc	1MZFE	F	1348 <sup>53</sup>	21348 <sup>70</sup>	41348	6017	26017	N/R	N/R	N/R	
----------------	-------	---	--------------------	---------------------	-------	------	-------	-----	-----	-----	--

## SOLARA

L4 2.4L 2362cc	2AZFE	E	7145	27145 <sup>70</sup>	47145	6017	26017	4883	224883	4234883	5
V6 3.0L 2995cc	1MZFE	F	1348 <sup>53</sup>	21348 <sup>70</sup>	41348	6017	26017	4883	224883	4234883	5

## TACOMA

L4 2.4L 2438cc	2RZFE	L	1348 <sup>53</sup>	21348 <sup>70</sup>	41348	6162	26162	N/R	N/R	N/R	
L4 2.7L 2693cc	3RZFE	M	1348 <sup>53</sup>	21348 <sup>70</sup>	41348	6162	26162	N/R	N/R	N/R	
V6 3.4L 3378cc	5VZFE	N	1348 <sup>53</sup>	21348 <sup>70</sup>	41348	6109	26109	N/R	N/R	N/R	

## TUNDRA

V6 3.4L 3378cc	5VZFE	N	1348 <sup>53</sup>	21348 <sup>70</sup>	41348	2479	22479	N/R	N/R	N/R	
V8 4.7L 4663cc	2UZFE	T	1348 <sup>53</sup>	21348 <sup>70</sup>	41348	2479	22479	N/R	N/R	N/R	

## 2001

## 4 RUNNER

V6 3.4L 3378cc	5VZFE	N	1348 <sup>53</sup>	21348 <sup>70</sup>	41348	6109	26109	N/R	N/R	N/R	
----------------	-------	---	--------------------	---------------------	-------	------	-------	-----	-----	-----	--

## AVALON

V6 3.0L 2995cc	1MZFE	F	1348 <sup>53</sup>	21348 <sup>70</sup>	41348	6017	26017	4883	224883	4234883	3
----------------	-------	---	--------------------	---------------------	-------	------	-------	------	--------	---------	---

## CAMRY

L4 2.2L 2164cc	5SFE	G	1394 <sup>53</sup>	21394 <sup>70</sup>	41394	6017	26017	N/R	N/R	N/R	
V6 3.0L 2995cc	1MZFE	F	1348 <sup>53</sup>	21348 <sup>70</sup>	41348	6017	26017	N/R	N/R	N/R	

## CELICA

L4 1.8L 1794cc	1ZZFE	R	1394 <sup>53</sup>	21394 <sup>70</sup>	41394	6242	26242	4875	224875	N/A	3
L4 1.8L 1795cc	2ZZGE		7145	27145 <sup>70</sup>	47145	6242	26242	4875	224875	N/A	3

## COASTER

L6 4.0L (15B) Diesel (Mex.)			1348 <sup>53</sup>	21348 <sup>70</sup>	41348			N/A	N/A	N/A	
L6 4.2L (1HZ) Diesel (Mex.)			1348 <sup>53</sup>	21348 <sup>70</sup>	41348			N/A	N/A	N/A	

N/A = Not Available N/R = Not Required N/S = Not Servicable For cabin air locator chart, see pages 5-12 See pages 13-16 for footnotes

1) ProSelect - Normal Driving - Traditional Change Intervals 2) NAPA Gold - Severe Driving - OE Recommended intervals 3) NAPA Platinum - Harsh Driving - OE Recommend Intervals

N/A = Non disponible N/R = Non nécessaire N/S = Non réparable Voir le tableau des filtres et d'habitacle aux pages 5-12 Voir pages 13-16 pour des notes

1) NAPA ProSelect et Argent - Conduite normale - Intervalles normaux de remplacement 2) NAPA Or - Conduite difficile - Intervalles recommandés par FEO 3) NAPA Platine - Conduite très difficile - Intervalles recommandés par FEO

N/A = No disponible N/R = No requerido N/S = No Servicable Para el aire de la cabina y tabla de localización de filtro, consulte las páginas 5-12 Ver las páginas 13-16 para las notas al pie de página

1) NAPA ProSelect y Plata - Manejo normal - Intervalos normales de cambio 2) NAPA Oro - Manejo difícil - Intervalos recomendados por el OEM 3) NAPA Platino - Manejo muy difícil - Intervalos recomendados por el OEM

Italicized Part Numbers May Not Be Available.

Las piezas con números en *italicas* pueden no estar disponibles.  
Les numéros de pièce en *italiques* peuvent ne pas être disponibles.



Pass Car Light Truck - Oil - Air - Cabin

TOYOTA 2001 —  
VOLKSWAGEN 2023

Year/Año/Année Model/Modelo/Modèle Engine/Motor/Moteur	Eng. Code Código de motor Code moteur	VIN NIV NIV	GOLD Oil Aceite Huile	ProSelect Oil Aceite Huile	Platinum Oil Aceite Huile	GOLD Air Aire Air	ProSelect Air Aire Air	GOLD Cabin Air Cabina Aire Cabine Air	ProSelect Cabin Air Cabina Aire Cabine Air	Platinum Cabin Air Cabina Aire Cabine Air	Loc. Cabin Air Cabina Aire Cabine Air
--	---	-------------------	--------------------------------	-------------------------------------	------------------------------------	----------------------------	---------------------------------	--	---	--	--

TOYOTA (Cont'd/Suite)

**2001** (Cont'd/Suite)

**COROLLA**

L4 1.8L 1794cc	1ZZFE	R	1394 <sup>53</sup>	21394 <sup>70</sup>	41394	6273	26273	N/R	N/R	N/R	
----------------	-------	---	--------------------	---------------------	-------	------	-------	-----	-----	-----	--

**DYNA**

L4 4.0L (15B) Diesel (Mex.)			1348 <sup>53</sup>	21348 <sup>70</sup>	41348			N/A	N/A	N/A	
-----------------------------	--	--	--------------------	---------------------	-------	--	--	-----	-----	-----	--

**ECHO**

L4 1.5L 1497cc	1NZFE		1394 <sup>53</sup>	21394 <sup>70</sup>	41394	6646	26646	4900	224900	N/A	3
----------------	-------	--	--------------------	---------------------	-------	------	-------	------	--------	-----	---

**HIACE**

L4 3.0L (5L) Diesel (Mex.)			1348 <sup>53</sup>	21348 <sup>70</sup>	41348			N/A	N/A	N/A	
----------------------------	--	--	--------------------	---------------------	-------	--	--	-----	-----	-----	--

**HIGHLANDER**

L4 2.4L 2362cc	2AZFE		7145	27145 <sup>70</sup>	47145	6673	26673	4901	224901	N/A	3
----------------	-------	--	------	---------------------	-------	------	-------	------	--------	-----	---

V6 3.0L 2995cc	1MZFE		1348 <sup>53</sup>	21348 <sup>70</sup>	41348	6673	26673	4901	224901	N/A	3
----------------	-------	--	--------------------	---------------------	-------	------	-------	------	--------	-----	---

**HILUX**

L4 2.4L (2L) 2446cc Diesel (Mex.)			1515 <sup>53</sup>	21515 <sup>70</sup>	41515			N/A	N/A	N/A	
-----------------------------------	--	--	--------------------	---------------------	-------	--	--	-----	-----	-----	--

L4 2.5L 2494cc (2KDFTV) Diesel (Mex.)			1348 <sup>53</sup>	21348 <sup>70</sup>	41348			N/A	N/A	N/A	
---------------------------------------	--	--	--------------------	---------------------	-------	--	--	-----	-----	-----	--

L4 2.8L (3L) Diesel (Mex.)			1515 <sup>53</sup>	21515 <sup>70</sup>	41515			N/A	N/A	N/A	
----------------------------	--	--	--------------------	---------------------	-------	--	--	-----	-----	-----	--

L4 3.0L (1KDFTV) Diesel (Mex.)			1348 <sup>53</sup>	21348 <sup>70</sup>	41348			N/A	N/A	N/A	
--------------------------------	--	--	--------------------	---------------------	-------	--	--	-----	-----	-----	--

**LAND CRUISER**

L6 4.2L (1HZ) Diesel (Mex.)			1348 <sup>53</sup>	21348 <sup>70</sup>	41348			N/A	N/A	N/A	
-----------------------------	--	--	--------------------	---------------------	-------	--	--	-----	-----	-----	--

V8 4.7L 4663cc	2UZFE		1348 <sup>53</sup>	21348 <sup>70</sup>	41348	2476	22476	N/R	N/R	N/R	
----------------	-------	--	--------------------	---------------------	-------	------	-------	-----	-----	-----	--

**MR-2 SPYDER**

L4 1.8L 1794cc	1ZZFE		1394 <sup>53</sup>	21394 <sup>70</sup>	41394	6242	26242	N/R	N/R	N/R	
----------------	-------	--	--------------------	---------------------	-------	------	-------	-----	-----	-----	--

**PRADO**

L4 3.0L (1KZ) Diesel (Mex.)			1348 <sup>53</sup>	21348 <sup>70</sup>	41348			N/A	N/A	N/A	
-----------------------------	--	--	--------------------	---------------------	-------	--	--	-----	-----	-----	--

**PRIUS**

L4 1.5L 1497cc Electric/Gas	1NZFXE		1394 <sup>53</sup>	21394 <sup>70</sup>	41394	2306	N/A	4875	224875	N/A	3
-----------------------------	--------	--	--------------------	---------------------	-------	------	-----	------	--------	-----	---

**RAV4**

L4 2.0L 1998cc	1AZFE	H	7145	27145 <sup>70</sup>	47145	6322	26322	4900	224900	N/A	3
----------------	-------	---	------	---------------------	-------	------	-------	------	--------	-----	---

**SEQUOIA**

V8 4.7L 4663cc	2UZFE	T	1348 <sup>53</sup>	21348 <sup>70</sup>	41348	2479	22479	N/R	N/R	N/R	
----------------	-------	---	--------------------	---------------------	-------	------	-------	-----	-----	-----	--

**SIENNA**

V6 3.0L 2995cc	1MZFE	F	1348 <sup>53</sup>	21348 <sup>70</sup>	41348	6017	26017	N/R	N/R	N/R	
----------------	-------	---	--------------------	---------------------	-------	------	-------	-----	-----	-----	--

**SOLARA**

L4 2.2L 2164cc	5SFE	G	1394 <sup>53</sup>	21394 <sup>70</sup>	41394	6017	26017	N/R	N/R	N/R	
----------------	------	---	--------------------	---------------------	-------	------	-------	-----	-----	-----	--

V6 3.0L 2995cc	1MZFE	F	1348 <sup>53</sup>	21348 <sup>70</sup>	41348	6017	26017	N/R	N/R	N/R	
----------------	-------	---	--------------------	---------------------	-------	------	-------	-----	-----	-----	--

**TACOMA**

L4 2.4L 2438cc	2RZFE	L	1348 <sup>53</sup>	21348 <sup>70</sup>	41348	6162	26162	N/R	N/R	N/R	
----------------	-------	---	--------------------	---------------------	-------	------	-------	-----	-----	-----	--

L4 2.7L 2693cc	3RZFE	M	1348 <sup>53</sup>	21348 <sup>70</sup>	41348	6162	26162	N/R	N/R	N/R	
----------------	-------	---	--------------------	---------------------	-------	------	-------	-----	-----	-----	--

V6 3.4L 3378cc	5VZFE	N	1348 <sup>53</sup>	21348 <sup>70</sup>	41348	6109	26109	N/R	N/R	N/R	
----------------	-------	---	--------------------	---------------------	-------	------	-------	-----	-----	-----	--

**TUNDRA**

V6 3.4L 3378cc	5VZFE	N	1348 <sup>53</sup>	21348 <sup>70</sup>	41348	2479	22479	N/R	N/R	N/R	
----------------	-------	---	--------------------	---------------------	-------	------	-------	-----	-----	-----	--

V8 4.7L 4663cc	2UZFE	T	1348 <sup>53</sup>	21348 <sup>70</sup>	41348	2479	22479	N/R	N/R	N/R	
----------------	-------	---	--------------------	---------------------	-------	------	-------	-----	-----	-----	--

VOLKSWAGEN

**2023**

**ARTEON**

L4 2.0L 2000CC 122CID Turbo			100396	2100396	4100396	200268	2200268	230159	2230159	N/A	
-----------------------------	--	--	--------	---------	---------	--------	---------	--------	---------	-----	--

**Atlas**

L4 2.0L 1984cc 121 CID Turbo			100396	2100396	4100396	200778	N/A	230159 <sup>79</sup>	2230159 <sup>79</sup>	N/A <sup>79</sup>	
------------------------------	--	--	--------	---------	---------	--------	-----	----------------------	-----------------------	-------------------	--

V6 3.6L 3600CC 220CID	CDVC		7462	27462	N/A	200778	N/A	230159	2230159	N/A	
-----------------------	------	--	------	-------	-----	--------	-----	--------	---------	-----	--

N/A = Not Available N/R = Not Required N/S = Not Servicable For cabin air locator chart, see pages 5-12 See pages 13-16 for footnotes

1) ProSelect - Normal Driving - Traditional Change Intervals 2) NAPA Gold - Severe Driving - OE Recommended intervals 3) NAPA Platinum - Harsh Driving - OE Recommend Intervals

N/A = Non disponible N/R = Non nécessaire N/S = Non réparable Voir le tableau des filtres et d'habitacle aux pages 5-12 Voir pages 13-16 pour des notes

1) NAPA ProSelect et Argent - Conduite normale - Intervalles normaux de remplacement 2) NAPA Or - Conduite difficile - Intervalles recommandés par FEO 3) NAPA Platine - Conduite très difficile - Intervalles recommandés par FEO

N/A = No disponible N/R = No requerido N/S = No Servicable Para el aire de la cabina y tabla de localización de filtro, consulte las páginas 5-12 Ver las páginas 13-16 para las notas al pie de página

1) NAPA ProSelect y Plata - Manejo normal - Intervalos normales de cambio 2) NAPA Oro - Manejo difícil - Intervalos recomendados por el OEM 3) NAPA Platino - Manejo muy difícil - Intervalos recomendados por el OEM

*Italicized Part Numbers May Not Be Available.*

Las piezas con números en *italicas* pueden no estar disponibles.

Les numéros de pièce en *italiques* peuvent ne pas être disponibles.

P  
a  
s  
s  
C  
a  
r  
L  
i  
g  
h  
t  
T  
r  
u  
c  
k  
O  
i  
l  
-  
A  
i  
r  
-  
C  
a  
b  
i  
n



## VOLKSWAGEN 2023-2021

## Pass Car Light Truck - Oil - Air - Cabin

Year/Año/Année Model/Modelo/Modèle Engine/Motor/Moteur	Eng. Code Código de motor Code moteur	VIN NIV NIV	GOLD Oil Aceite Huile	ProSelect Oil Aceite Huile	Platinum Oil Aceite Huile	GOLD Air Aire Air	ProSelect Air Aire Air	GOLD Cabin Air Cabina Aire Cabine Air	ProSelect Cabin Air Cabina Aire Cabine Air	Platinum Cabin Air Cabina Aire Cabine Air	Loc. Cabin Air Cabina Aire Cabine Air
--	---	-------------------	--------------------------------	-------------------------------------	------------------------------------	----------------------------	---------------------------------	--	---	--	--

## VOLKSWAGEN (Cont'd/Suite)

## 2023 (Cont'd/Suite)

## Atlas Cross Sport

L4 2.0L 1984cc 121 CID Turbo V6 3.6L 3600CC 220CID	CDVC		100396 7462	2100396 27462	4100396 N/A	200778 200778	N/A N/A	230159 <sup>79</sup> 230159	2230159 <sup>79</sup> 2230159	N/A <sup>79</sup> N/A	
---	------	--	----------------	------------------	----------------	------------------	------------	--------------------------------	----------------------------------	--------------------------	--

## Golf R

L4 2.0L 1984cc Turbo			100396	2100396	4100396	200418	N/A	230159	2230159	N/A	
----------------------	--	--	--------	---------	---------	--------	-----	--------	---------	-----	--

## GTI

L4 2.0L 1984cc Turbo			100396	2100396	4100396	200418	N/A	230159	2230159	N/A	
----------------------	--	--	--------	---------	---------	--------	-----	--------	---------	-----	--

## ID.4

0 Electric			N/S	N/S	N/A	N/S	N/S	230516	N/A	N/A	
------------	--	--	-----	-----	-----	-----	-----	--------	-----	-----	--

## JETTA

L4 1.5L 1500CC 92CID Turbo			107503	N/A	N/A	201003	2201003	230159	2230159	N/A	
----------------------------	--	--	--------	-----	-----	--------	---------	--------	---------	-----	--

## JETTA GLI

L4 2.0L 1984cc Turbo			100396	2100396	4100396	200418	N/A	230159	2230159	N/A	
----------------------	--	--	--------	---------	---------	--------	-----	--------	---------	-----	--

## TAOS

L4 1.5L 1500CC 92CID Turbo			107503	N/A	N/A	201003	2201003	230159	2230159	N/A	
----------------------------	--	--	--------	-----	-----	--------	---------	--------	---------	-----	--

## TIGUAN

L4 2.0L 1984cc Turbo			100396	2100396	4100396	200268	2200268	230159	2230159	N/A	4
----------------------	--	--	--------	---------	---------	--------	---------	--------	---------	-----	---

## 2022

## ARTEON

L4 2.0L 2000CC 122CID Turbo			100396	2100396	4100396	200268	2200268	230159 <sup>79</sup>	2230159 <sup>79</sup>	N/A <sup>79</sup>	
-----------------------------	--	--	--------	---------	---------	--------	---------	----------------------	-----------------------	-------------------	--

## Atlas

L4 2.0L 1984cc 121 CID Turbo V6 3.6L 3600CC 220CID	CDVC		100396 7462	2100396 27462	4100396 N/A	200778 200778	N/A N/A	230159 <sup>79</sup> 230159 <sup>79</sup>	2230159 <sup>79</sup> 2230159 <sup>79</sup>	N/A <sup>79</sup> N/A <sup>79</sup>	
---	------	--	----------------	------------------	----------------	------------------	------------	--	--	--	--

## Atlas Cross Sport

L4 2.0L 1984cc 121 CID Turbo V6 3.6L 3600CC 220CID	CDVC		100396 7462	2100396 27462	4100396 N/A	200778 200778	N/A N/A	230159 <sup>79</sup> 230159 <sup>78</sup>	2230159 <sup>79</sup> 2230159 <sup>78</sup>	N/A <sup>79</sup> N/A <sup>78</sup>	
---	------	--	----------------	------------------	----------------	------------------	------------	--	--	--	--

## Golf R

L4 2.0L 1984cc Turbo			100396	2100396	4100396	200418	N/A	230159	2230159	N/A	
----------------------	--	--	--------	---------	---------	--------	-----	--------	---------	-----	--

## GTI

L4 2.0L 1984cc Turbo			100396	2100396	4100396	200418	N/A	230159	2230159	N/A	
----------------------	--	--	--------	---------	---------	--------	-----	--------	---------	-----	--

## ID.4

0 Electric			N/S	N/S	N/A	N/S	N/S	230516	N/A	N/A	
------------	--	--	-----	-----	-----	-----	-----	--------	-----	-----	--

## JETTA

L4 1.5L 1500CC 92CID Turbo			107503	N/A	N/A	201003	2201003	230159	2230159	N/A	
----------------------------	--	--	--------	-----	-----	--------	---------	--------	---------	-----	--

## JETTA GLI

L4 2.0L 1984cc Turbo			100396	2100396	4100396	200418	N/A	230159	2230159	N/A	
----------------------	--	--	--------	---------	---------	--------	-----	--------	---------	-----	--

## PASSAT

L4 2.0L 1984cc Turbo			100396	2100396	4100396	9020	29020	4489 <sup>78</sup>	224489 <sup>78</sup>	4234489 <sup>78</sup>	4
----------------------	--	--	--------	---------	---------	------	-------	--------------------	----------------------	-----------------------	---

## TAOS

L4 1.5L 1500CC 92CID Turbo			107503	N/A	N/A	201003	2201003	230159	2230159	N/A	
----------------------------	--	--	--------	-----	-----	--------	---------	--------	---------	-----	--

## TIGUAN

L4 2.0L 1984cc Turbo			100396	2100396	4100396	200268	2200268	230159 <sup>78</sup>	2230159 <sup>78</sup>	N/A <sup>78</sup>	4
----------------------	--	--	--------	---------	---------	--------	---------	----------------------	-----------------------	-------------------	---

## 2021

## ARTEON

L4 2.0L 2000CC 122CID Turbo			100396	2100396	4100396	200268	2200268	230159	2230159	N/A	
-----------------------------	--	--	--------	---------	---------	--------	---------	--------	---------	-----	--

## Atlas

L4 2.0L 1984cc 121 CID Turbo V6 3.6L	CDVC		100396 7462	2100396 27462	4100396 N/A	200778 200778	N/A N/A	230159 230159	2230159 2230159	N/A N/A	
---	------	--	----------------	------------------	----------------	------------------	------------	------------------	--------------------	------------	--

N/A = Not Available N/R = Not Required N/S = Not Serviceable For cabin air locator chart, see pages 5-12 See pages 13-16 for footnotes

1) ProSelect - Normal Driving - Traditional Change Intervals 2) NAPA Gold - Severe Driving - OE Recommended Intervals 3) NAPA Platinum - Harsh Driving - OE Recommend Intervals

N/A = Non disponible N/R = Non nécessaire N/S = Non réparable Voir le tableau des filtres et d'habitacle aux pages 5-12 Voir pages 13-16 pour des notes

1) NAPA ProSelect et Argent - Conduite normale - Intervalles normaux de remplacement 2) NAPA Or - Conduite difficile - Intervalles recommandés par FEO 3) NAPA Platine - Conduite très difficile - Intervalles recommandés par FEO

N/A = No disponible N/R = No requerido N/S = No Serviceable Para el aire de la cabina y tabla de localización de filtro, consulte las páginas 5-12 Ver las páginas 13-16 para las notas al pie de página

1) NAPA ProSelect y Plata - Manejo normal - Intervalos normales de cambio 2) NAPA Oro - Manejo difícil - Intervalos recomendados por el OEM 3) NAPA Platino - Manejo muy difícil - Intervalos recomendados por el OEM

*Italicized Part Numbers May Not Be Available.*

Las piezas con números en *italicas* pueden no estar disponibles.  
Les numéros de pièce en *italiques* peuvent ne pas être disponibles.



Pass Car Light Truck - Oil - Air - Cabin

VOLKSWAGEN 2021-2020

Year/Año/Année Model/Modelo/Modèle Engine/Motor/Moteur	Eng. Code Código de motor Code moteur	VIN NIV NIV	GOLD Oil Aceite Huile	ProSelect Oil Aceite Huile	Platinum Oil Aceite Huile	GOLD Air Aire Air	ProSelect Air Aire Air	GOLD Cabin Air Cabina Aire Cabine Air	ProSelect Cabin Air Cabina Aire Cabine Air	Platinum Cabin Air Cabina Aire Cabine Air	Loc. Cabin Air Cabina Aire Cabine Air
--	---	-------------------	--------------------------------	-------------------------------------	------------------------------------	----------------------------	---------------------------------	--	---	--	--

VOLKSWAGEN (Cont'd/Suite)

**2021** (Cont'd/Suite)

Atlas Cross Sport

L4 2.0L 1984cc 121 CID Turbo V6 3.6L	CDVC		100396 7462	2100396 27462	4100396 N/A	200778 200778	N/A N/A	230159 230159	2230159 2230159	N/A N/A	
---	------	--	----------------	------------------	----------------	------------------	------------	------------------	--------------------	------------	--

CRAFTER

L4 2.0L 1968cc (Mex.)			100056	2100056	N/A	9876	29876	N/S	N/S	N/A	
-----------------------	--	--	--------	---------	-----	------	-------	-----	-----	-----	--

CROSS SPORT

V6 3.6L (Mex.)	CDVC		7462	27462	N/A	200778	N/A	230159	2230159	N/A	
----------------	------	--	------	-------	-----	--------	-----	--------	---------	-----	--

EGOLF

(E-Golf EAGA Electric Volkswagen) Electric	E-Golf EAGA		N/R	N/R	N/R			230159	2230159	N/A	
---	-------------	--	-----	-----	-----	--	--	--------	---------	-----	--

GOLF

L4 1.4L 1400CC 85CID Turbo			107503	N/A	N/A	201003	2201003	230159	2230159	N/A	
----------------------------	--	--	--------	-----	-----	--------	---------	--------	---------	-----	--

GOLF SportWagen

L4 1.4L 1400CC 85CID Turbo			107503	N/A	N/A	201003	2201003	230159	2230159	N/A	
----------------------------	--	--	--------	-----	-----	--------	---------	--------	---------	-----	--

GTI

L4 2.0L 1984cc 121 CID Turbo			100396	2100396	4100396	200418	N/A	230159	2230159	N/A	4
L4 2.0L 1984cc 121 CID Turbo (Mex.)			100396	2100396	4100396	200418	N/A	230159	2230159	N/A	4

ID.4

0 Electric			N/S	N/S	N/A	N/S	N/S	230516	N/A	N/A	
------------	--	--	-----	-----	-----	-----	-----	--------	-----	-----	--

JETTA

L4 1.4L 1400CC 85CID Turbo			107503	N/A	N/A	201003	2201003	230159	2230159	N/A	
----------------------------	--	--	--------	-----	-----	--------	---------	--------	---------	-----	--

JETTA GLI

L4 2.0L 1984cc Turbo			100396	2100396	4100396	200418	N/A	230159	2230159	N/A	
----------------------	--	--	--------	---------	---------	--------	-----	--------	---------	-----	--

PASSAT

L4 2.0L 1984cc Turbo			100396	2100396	4100396	9020	29020	4489	224489	4234489	4
----------------------	--	--	--------	---------	---------	------	-------	------	--------	---------	---

Teramont

L4 2.0L 1984cc 121 CID Turbo (Mex.)			100396	2100396	4100396	200778	N/A	230159	2230159	N/A	
V6 3.6L (Mex.)	CDVC		7462	27462	N/A	200778	N/A	230159	2230159	N/A	

TIGUAN

L4 2.0L 1984cc Turbo			100396	2100396	4100396	200268	2200268	230159	2230159	N/A	4
----------------------	--	--	--------	---------	---------	--------	---------	--------	---------	-----	---

TRANSPORTER

L4 2.0L TDI 1968cc Turbo Diesel (Mex.)			7262	27262	N/A	209449	N/A	4631	224631	N/A	
---	--	--	------	-------	-----	--------	-----	------	--------	-----	--

**2020**

AMAROK

L4 2.0L 1968cc (Mex.)			7262	27262	N/A	9332	N/A	4631	224631	N/A	
-----------------------	--	--	------	-------	-----	------	-----	------	--------	-----	--

AMAROK TDI

V6 3.0L 2967CC 181CID (Mex.)			N/A	N/A	N/A	9332	N/A	4631	224631	N/A	
------------------------------	--	--	-----	-----	-----	------	-----	------	--------	-----	--

ARTEON

L4 2.0L 2000CC 122CID Turbo			100396	2100396	4100396	200268	2200268	230159	2230159	N/A	
-----------------------------	--	--	--------	---------	---------	--------	---------	--------	---------	-----	--

Atlas

L4 2.0L 1984cc 121 CID Turbo V6 3.6L	CDVC		100396 7462	2100396 27462	4100396 N/A	200778 200778	N/A N/A	230159 230159	2230159 2230159	N/A N/A	
---	------	--	----------------	------------------	----------------	------------------	------------	------------------	--------------------	------------	--

Atlas Cross Sport

L4 2.0L 1984cc 121 CID Turbo V6 3.6L	CDVC		100396 7462	2100396 27462	4100396 N/A	200778 200778	N/A N/A	230159 230159	2230159 2230159	N/A N/A	
---	------	--	----------------	------------------	----------------	------------------	------------	------------------	--------------------	------------	--

CRAFTER

L4 2.0L 1968cc (Mex.)			100056	2100056	N/A	9876	29876	N/S	N/S	N/A	
-----------------------	--	--	--------	---------	-----	------	-------	-----	-----	-----	--

N/A = Not Available N/R = Not Required N/S = Not Servicable For cabin air locator chart, see pages 5-12 See pages 13-16 for footnotes

1) ProSelect - Normal Driving - Traditional Change Intervals 2) NAPA Gold - Severe Driving - OE Recommended intervals 3) NAPA Platinum - Harsh Driving - OE Recommend Intervals

N/A = Non disponible N/R = Non nécessaire N/S = Non réparable Voir le tableau des filtres et d'habitacle aux pages 5-12 Voir pages 13-16 pour des notes

1) NAPA ProSelect et Argent - Conduite normale - Intervalles normaux de remplacement 2) NAPA Or - Conduite difficile - Intervalles recommandés par FEO 3) NAPA Platine - Conduite très difficile - Intervalles recommandés par FEO

N/A = No disponible N/R = No requerido N/S = No Servicable Para el aire de la cabina y tabla de localización de filtro, consulte las páginas 5-12 Ver las páginas 13-16 para las notas al pie de página

1) NAPA ProSelect y Plata - Manejo normal - Intervalos normales de cambio 2) NAPA Oro - Manejo difícil - Intervalos recomendados por el OEM 3) NAPA Platino - Manejo muy difícil - Intervalos recomendados por el OEM

*Italicized Part Numbers May Not Be Available.*

Las piezas con números en *italicas* pueden no estar disponibles.

Les numéros de pièce en *italiques* peuvent ne pas être disponibles.

P  
a  
s  
s  
C  
a  
r  
L  
i  
g  
h  
t  
T  
r  
u  
c  
k  
O  
i  
l  
-  
A  
i  
r  
-  
C  
a  
b  
i  
n



## VOLKSWAGEN 2020-2019

## Pass Car Light Truck - Oil - Air - Cabin

Year/Año/Année Model/Modelo/Modèle Engine/Motor/Moteur	Eng. Code Código de motor Code moteur	VIN NIV NIV	GOLD Oil Aceite Huile	ProSelect Oil Aceite Huile	Platinum Oil Aceite Huile	GOLD Air Aire Air	ProSelect Air Aire Air	GOLD Cabin Air Cabina Aire Cabine Air	ProSelect Cabin Air Cabina Aire Cabine Air	Platinum Cabin Air Cabina Aire Cabine Air	Loc. Cabin Air Cabina Aire Cabine Air
--	---	-------------------	--------------------------------	-------------------------------------	------------------------------------	----------------------------	---------------------------------	--	---	--	--

## VOLKSWAGEN (Cont'd/Suite)

## 2020 (Cont'd/Suite)

## CROSS SPORT

V6 3.6L (Mex.)	CDVC	7462	27462	N/A	200778	N/A	230159	2230159	N/A	
----------------	------	------	-------	-----	--------	-----	--------	---------	-----	--

## EGOLF

Electric	E-Golf EAGA	N/R	N/R	N/R			230159	2230159	N/A	
----------	-------------	-----	-----	-----	--	--	--------	---------	-----	--

## GOLF

L4 1.4L 1400CC 85CID Turbo		107503	N/A	N/A	201003	2201003	230159	2230159	N/A	
----------------------------	--	--------	-----	-----	--------	---------	--------	---------	-----	--

## GOLF SportWagen

L4 1.4L 1400CC 85CID Turbo		107503	N/A	N/A	201003	2201003	230159	2230159	N/A	
----------------------------	--	--------	-----	-----	--------	---------	--------	---------	-----	--

## GOLF SPORTWAGEN

L4 1.8L Turbo		100396	2100396	4100396	201003	2201003	230159	2230159	N/A	
---------------	--	--------	---------	---------	--------	---------	--------	---------	-----	--

## GTI

L4 2.0L 1984cc 121 CID Turbo		100396	2100396	4100396	200418	N/A	230159	2230159	N/A	4
------------------------------	--	--------	---------	---------	--------	-----	--------	---------	-----	---

## JETTA

L4 1.4L 1400CC 85CID Turbo		107503	N/A	N/A	201003	2201003	230159	2230159	N/A	
----------------------------	--	--------	-----	-----	--------	---------	--------	---------	-----	--

## JETTA GLI

L4 2.0L 1984cc Turbo		100396	2100396	4100396	200418	N/A	230159	2230159	N/A	
----------------------	--	--------	---------	---------	--------	-----	--------	---------	-----	--

## PASSAT

L4 2.0L 1984cc Turbo		100396	2100396	4100396	9020	29020	4489	224489	4234489	4
----------------------	--	--------	---------	---------	------	-------	------	--------	---------	---

## Teramont

L4 2.0L 1984cc 121 CID Turbo (Mex.)		100396	2100396	4100396	200778	N/A	230159	2230159	N/A	
-------------------------------------	--	--------	---------	---------	--------	-----	--------	---------	-----	--

V6 3.6L (Mex.)	CDVC	7462	27462	N/A	200778	N/A	230159	2230159	N/A	
----------------	------	------	-------	-----	--------	-----	--------	---------	-----	--

## TIGUAN

L4 2.0L 1984cc Turbo		100396	2100396	4100396	200268	2200268	230159	2230159	N/A	4
----------------------	--	--------	---------	---------	--------	---------	--------	---------	-----	---

## TRANSPORTER

L4 2.0L TDI 1968cc Turbo Diesel (Mex.)		7262	27262	N/A	209449	N/A	4631	224631	N/A	
--	--	------	-------	-----	--------	-----	------	--------	-----	--

## 2019

## AMAROK

L4 2.0L 1968cc (Mex.)		7262	27262	N/A	9332	N/A	4631	224631	N/A	
-----------------------	--	------	-------	-----	------	-----	------	--------	-----	--

## AMAROK TDI

V6 3.0L 2967CC 181CID (Mex.)		N/A	N/A	N/A	9332	N/A	4631	224631	N/A	
------------------------------	--	-----	-----	-----	------	-----	------	--------	-----	--

## ARTEON

L4 2.0L 2000CC 122CID Turbo		100396	2100396	4100396	200268	2200268	230159	2230159	N/A	
-----------------------------	--	--------	---------	---------	--------	---------	--------	---------	-----	--

## Atlas

L4 2.0L 1984cc 121 CID Turbo		100396	2100396	4100396	200778	N/A	230159	2230159	N/A	
------------------------------	--	--------	---------	---------	--------	-----	--------	---------	-----	--

V6 3.6L	CDVC	7462	27462	N/A	200778	N/A	230159	2230159	N/A	
---------	------	------	-------	-----	--------	-----	--------	---------	-----	--

## BEETLE

L4 2.0L 1984cc Turbo		100396	2100396	4100396	9020	29020	4489	224489	4234489	4
----------------------	--	--------	---------	---------	------	-------	------	--------	---------	---

## CROSS SPORT

V6 3.6L (Mex.)	CDVC	7462	27462	N/A	200778	N/A	230159	2230159	N/A	
----------------	------	------	-------	-----	--------	-----	--------	---------	-----	--

## EGOLF

Electric	E-Golf EAGA	N/R	N/R	N/R			230159	2230159	N/A	
----------	-------------	-----	-----	-----	--	--	--------	---------	-----	--

## GOLF

L4 1.4L 1400CC 85CID Turbo		107503	N/A	N/A	201003	2201003	230159	2230159	N/A	
----------------------------	--	--------	-----	-----	--------	---------	--------	---------	-----	--

L4 1.8L Turbo		100396	2100396	4100396	201003	2201003	230159	2230159	N/A	4
---------------	--	--------	---------	---------	--------	---------	--------	---------	-----	---

## GOLF ALLTRACK

L4 1.8L Turbo		100396	2100396	4100396	201003	2201003	230159	2230159	N/A	4
---------------	--	--------	---------	---------	--------	---------	--------	---------	-----	---

## Golf R

L4 2.0L 1984cc Turbo		100396	2100396	4100396	200268	2200268	230159	2230159	N/A	
----------------------	--	--------	---------	---------	--------	---------	--------	---------	-----	--

N/A = Not Available N/R = Not Required N/S = Not Servicable For cabin air locator chart, see pages 5-12 See pages 13-16 for footnotes

1) ProSelect - Normal Driving - Traditional Change Intervals 2) NAPA Gold - Severe Driving - OE Recommended intervals 3) NAPA Platinum - Harsh Driving - OE Recommend Intervals

N/A = Non disponible N/R = Non nécessaire N/S = Non réparable Voir le tableau des filtres et d'habitacle aux pages 5-12 Voir pages 13-16 pour des notes

1) NAPA ProSelect et Argent - Conduite normale - Intervalles normaux de remplacement 2) NAPA Or - Conduite difficile - Intervalles recommandés par FEO 3) NAPA Platine - Conduite très difficile - Intervalles recommandés par FEO

N/A = No disponible N/R = No requerido N/S = No Servicable Para el aire de la cabina y tabla de localización de filtro, consulte las páginas 5-12 Ver las páginas 13-16 para las notas al pie de página

1) NAPA ProSelect y Plata - Manejo normal - Intervalos normales de cambio 2) NAPA Oro - Manejo difícil - Intervalos recomendados por el OEM 3) NAPA Platino - Manejo muy difícil - Intervalos recomendados por el OEM

*Italicized Part Numbers May Not Be Available.*

Las piezas con números en *italicas* pueden no estar disponibles.  
Les numéros de pièce en *italiques* peuvent ne pas être disponibles.





Pass Car Light Truck - Oil - Air - Cabin

VOLKSWAGEN 2019-2018

Year/Año/Année Model/Modelo/Modele Engine/Motor/Moteur	Eng. Code Código de motor Code moteur	VIN NIV NIV	GOLD Oil Aceite Huile	ProSelect Oil Aceite Huile	Platinum Oil Aceite Huile	GOLD Air Aire Air	ProSelect Air Aire Air	GOLD Cabin Air Cabina Aire Cabine Air	ProSelect Cabin Air Cabina Aire Cabine Air	Platinum Cabin Air Cabina Aire Cabine Air	Loc. Cabin Air Cabina Aire Cabine Air
--	---	-------------------	--------------------------------	-------------------------------------	------------------------------------	----------------------------	---------------------------------	--	---	--	--

VOLKSWAGEN (Cont'd/Suite)

**2019** (Cont'd/Suite)

**GOLF SportWagen**

L4 1.4L 1400CC 85CID Turbo			107503	N/A	N/A	201003	2201003	230159	2230159	N/A	
----------------------------	--	--	--------	-----	-----	--------	---------	--------	---------	-----	--

**GOLF SPORTWAGEN**

L4 1.4L 1400CC 85CID Turbo			107503	N/A	N/A	200317	N/A	230159	2230159	N/A	
L4 1.8L Turbo			100396 <sup>194</sup>	2100396 <sup>194</sup>	4100396 <sup>194</sup>	201003	2201003	230159	2230159	N/A	

**GTI**

L4 2.0L 1984cc 121 CID Turbo			100396	2100396	4100396	200418	N/A	230159	2230159	N/A	4
------------------------------	--	--	--------	---------	---------	--------	-----	--------	---------	-----	---

**JETTA**

L4 1.4L 1400CC 85CID Turbo			107503	N/A	N/A	201003	2201003	230159	2230159	N/A	
----------------------------	--	--	--------	-----	-----	--------	---------	--------	---------	-----	--

**JETTA GLI**

L4 2.0L 1984cc Turbo			100396 100396	2100396 2100396	4100396 4100396	200418	N/A	230159	2230159	N/A	
----------------------	--	--	------------------	--------------------	--------------------	--------	-----	--------	---------	-----	--

**PASSAT**

L4 2.0L 1984cc Turbo			100396	2100396	4100396	9020	29020	4489	224489	4234489	4
----------------------	--	--	--------	---------	---------	------	-------	------	--------	---------	---

**Teramont**

L4 2.0L 1984cc 121 CID Turbo (Mex.)			100396	2100396	4100396	200778	N/A	230159	2230159	N/A	
V6 3.6L (Mex.)	CDVC		7462	27462	N/A	200778	N/A	230159	2230159	N/A	

**TIGUAN**

L4 2.0L 1984cc Turbo			100396	2100396	4100396	200268	2200268	230159	2230159	N/A	4
----------------------	--	--	--------	---------	---------	--------	---------	--------	---------	-----	---

**Tiguan Limited**

L4 2.0L 1984cc Turbo			7561	27561	47561	9020	29020	4489	224489	4234489	4
----------------------	--	--	------	-------	-------	------	-------	------	--------	---------	---

**TRANSPORTER**

L4 2.0L TDI 1968cc Turbo Diesel (Mex.)			7262	27262	N/A	209449	N/A	4631	224631	N/A	
--	--	--	------	-------	-----	--------	-----	------	--------	-----	--

**2018**

**AMAROK**

L4 2.0L 1968cc (Mex.)			7262	27262	N/A	9332 N/S	N/A N/S	4631	224631	N/A	
-----------------------	--	--	------	-------	-----	-------------	------------	------	--------	-----	--

**AMAROK TDI**

V6 3.0L 2967CC 181CID (Mex.)			N/A	N/A	N/A	9332	N/A	4631	224631	N/A	
------------------------------	--	--	-----	-----	-----	------	-----	------	--------	-----	--

**Atlas**

L4 2.0L 1984cc 121 CID Turbo			100396 100396	2100396 2100396	4100396 4100396	200778	N/A	230159	2230159	N/A	
V6 3.6L	CDVC		7462	27462	N/A	200778	N/A	230159	2230159	N/A	

**BEETLE**

L4 2.0L 1984cc Turbo			100396	2100396	4100396	9020	29020	4489	224489	4234489	4
L5 2.5L 2480CC 151CID (Mex.)			7187	27187	47187	9186	29186	4489	224489	4234489	

**CADDY**

L4 1.6 L (Mex.)			1348	21348	41348	N/S	N/S	4489	224489	4234489	
-----------------	--	--	------	-------	-------	-----	-----	------	--------	---------	--

**CARIBE**

L4 1.6 L (Mex.)			1393	21393	41393	N/A	N/A	N/S	N/S	N/A	
-----------------	--	--	------	-------	-------	-----	-----	-----	-----	-----	--

**EGOLF**

Electric	E-Golf EAGA		N/R	N/R	N/R			230159	2230159	N/A	
----------	-------------	--	-----	-----	-----	--	--	--------	---------	-----	--

**GOL**

L4 1.6L 1598cc (Mex.)			107203	N/A	N/A	206687	N/A	239037 <sup>78</sup>	N/A <sup>78</sup>	N/A <sup>78</sup>	
-----------------------	--	--	--------	-----	-----	--------	-----	----------------------	-------------------	-------------------	--

**GOLF**

L4 1.8L Turbo			100396	2100396	4100396	200268	2200268	230159	2230159	N/A	4
---------------	--	--	--------	---------	---------	--------	---------	--------	---------	-----	---

**GOLF ALLTRACK**

L4 1.8L Turbo			100396	2100396	4100396	200268	2200268	230159	2230159	N/A	4
---------------	--	--	--------	---------	---------	--------	---------	--------	---------	-----	---

N/A = Not Available N/R = Not Required N/S = Not Servicable For cabin air locator chart, see pages 5-12 See pages 13-16 for footnotes

1) ProSelect - Normal Driving - Traditional Change Intervals 2) NAPA Gold - Severe Driving - OE Recommended intervals 3) NAPA Platinum - Harsh Driving - OE Recommend Intervals

N/A = Non disponible N/R = Non nécessaire N/S = Non réparable Voir le tableau des filtres et d'habitacle aux pages 5-12 Voir pages 13-16 pour des notes

1) NAPA ProSelect et Argent - Conduite normale - Intervalles normaux de remplacement 2) NAPA Or - Conduite difficile - Intervalles recommandés par FEO 3) NAPA Platine - Conduite très difficile - Intervalles recommandés par FEO

N/A = No disponible N/R = No requerido N/S = No Servicable Para el aire de la cabina y tabla de localización de filtro, consulte las páginas 5-12 Ver las páginas 13-16 para las notas al pie de página

1) NAPA ProSelect y Plata - Manejo normal - Intervalos normales de cambio 2) NAPA Oro - Manejo difícil - Intervalos recomendados por el OEM 3) NAPA Platino - Manejo muy difícil - Intervalos recomendados por el OEM

*Italicized Part Numbers May Not Be Available.*

Las piezas con números en *italicas* pueden no estar disponibles.

Les numéros de pièce en *italiques* peuvent ne pas être disponibles.

P  
a  
s  
s  
C  
a  
r  
L  
i  
g  
h  
t  
T  
r  
u  
c  
k  
O  
i  
l  
-  
A  
i  
r  
-  
C  
a  
b  
i  
n



## VOLKSWAGEN 2018-2017

## Pass Car Light Truck - Oil - Air - Cabin

Year/Año/Année Model/Modelo/Modèle Engine/Motor/Moteur	Eng. Code Código de motor Code moteur	VIN NIV NIV	GOLD Oil Aceite Huile	ProSelect Oil Aceite Huile	Platinum Oil Aceite Huile	GOLD Air Aire Air	ProSelect Air Aire Air	GOLD Cabin Air Cabina Aire Cabine Air	ProSelect Cabin Air Cabina Aire Cabine Air	Platinum Cabin Air Cabina Aire Cabine Air	Loc. Cabin Air Cabina Aire Cabine Air
--	---	-------------------	--------------------------------	-------------------------------------	------------------------------------	----------------------------	---------------------------------	--	---	--	--

## VOLKSWAGEN (Cont'd/Suite)

## 2018 (Cont'd/Suite)

## Golf R

L4 2.0L 1984cc Turbo			100396	2100396	4100396	200268	2200268	230159	2230159	N/A	
----------------------	--	--	--------	---------	---------	--------	---------	--------	---------	-----	--

## GOLF SPORTWAGEN

L4 1.8L Turbo			100396	2100396	4100396	9020	29020	230159	2230159	N/A	
---------------	--	--	--------	---------	---------	------	-------	--------	---------	-----	--

## GTI

L4 2.0L 1984cc 121 CID Turbo			100396	2100396	4100396	200418	N/A	230159	2230159	N/A	4
------------------------------	--	--	--------	---------	---------	--------	-----	--------	---------	-----	---

## JETTA

L4 1.4L 1395cc 85 Turbo			107503	N/A	N/A	200072	N/A	4489	224489	4234489	
-------------------------	--	--	--------	-----	-----	--------	-----	------	--------	---------	--

L4 1.8L 1798cc 110 CID Turbo			100396	2100396	4100396	9020	29020	4489	224489	4234489	4
------------------------------	--	--	--------	---------	---------	------	-------	------	--------	---------	---

L4 2.0L 1984cc Turbo			100396	2100396	4100396	9020	29020	4489	224489	4234489	4
----------------------	--	--	--------	---------	---------	------	-------	------	--------	---------	---

## PASSAT

L4 2.0L 1984cc Turbo			100396	2100396	4100396	9020	29020	4489	224489	4234489	4
----------------------	--	--	--------	---------	---------	------	-------	------	--------	---------	---

L5 2.5L 2480CC 151CID (Mex.)			7187	27187	47187	9186	29186	4489	224489	4234489	
------------------------------	--	--	------	-------	-------	------	-------	------	--------	---------	--

V6 3.6L 3597cc 219 CID			7462	27462	N/A	200307	N/A	4489	224489	4234489	4
------------------------	--	--	------	-------	-----	--------	-----	------	--------	---------	---

## POLO

L4 1.6L 1598CC 98CID (Mex.)			1348	21348	41348	N/S	N/S	N/S	N/S	N/A	
-----------------------------	--	--	------	-------	-------	-----	-----	-----	-----	-----	--

## TIGUAN

L4 2.0L 1984cc Turbo			100396	2100396	4100396	200268	2200268	230159	2230159	N/A	4
----------------------	--	--	--------	---------	---------	--------	---------	--------	---------	-----	---

## Tiguan Limited

L4 2.0L 1984cc Turbo			7561	27561	47561	9020	29020	4489	224489	4234489	4
----------------------	--	--	------	-------	-------	------	-------	------	--------	---------	---

## TRANSPORTER

L4 2.0L TDI 1968cc Turbo Diesel (Mex.)			7262	27262	N/A	209449	N/A	4631	224631	N/A	
--	--	--	------	-------	-----	--------	-----	------	--------	-----	--

## UP

L3 1.0L 999CC 61CID (Mex.)			1348	21348	41348	N/A	N/A	N/S	N/S	N/A	
----------------------------	--	--	------	-------	-------	-----	-----	-----	-----	-----	--

## VENTO

L4 1.6L 1598cc (Mex.)			107494	N/A	N/A	209545	N/A	N/A	N/A	N/A	
-----------------------	--	--	--------	-----	-----	--------	-----	-----	-----	-----	--

L4 1.6L 1598CC Turbo Diesel (Mex.)			7262	27262	N/A			N/A	N/A	N/A	
------------------------------------	--	--	------	-------	-----	--	--	-----	-----	-----	--

## 2017

## AMAROK

L4 2.0L 1968cc (Mex.)			7262	27262	N/A	N/S	N/S	4631	224631	N/A	
-----------------------	--	--	------	-------	-----	-----	-----	------	--------	-----	--

## BEETLE

L4 1.8L Turbo			100396	2100396	4100396	9020	29020	4489	224489	4234489	4
---------------	--	--	--------	---------	---------	------	-------	------	--------	---------	---

L4 2.0L 1984cc Turbo			100396	2100396	4100396	9020	29020	4489	224489	4234489	4
----------------------	--	--	--------	---------	---------	------	-------	------	--------	---------	---

L5 2.5L 2480CC 151CID (Mex.)			7187	27187	47187	9186	29186	N/S	N/S	N/A	
------------------------------	--	--	------	-------	-------	------	-------	-----	-----	-----	--

## CADDY

L4 1.2L 1197cc TSI Turbo (Mex.)			107494	N/A	N/A	9013	29013	4489	224489	4234489	
---------------------------------	--	--	--------	-----	-----	------	-------	------	--------	---------	--

## CC

L4 2.0L 1984cc 121 CID Turbo	CBFA		7561	27561	47561	9020	29020	4489	224489	4234489	
------------------------------	------	--	------	-------	-------	------	-------	------	--------	---------	--

	CCTA		7561	27561	47561	9020	29020	4489	224489	4234489	
--	------	--	------	-------	-------	------	-------	------	--------	---------	--

V6 3.6L 3597cc 219 CID	CNNA		7462	27462	N/A	9122	N/A	4489	224489	4234489	4
------------------------	------	--	------	-------	-----	------	-----	------	--------	---------	---

## EGOLF

Electric	E-Golf EAGA		N/R	N/R	N/R			230159	2230159	N/A	
----------	-------------	--	-----	-----	-----	--	--	--------	---------	-----	--

## GOL

L4 1.6L 1598cc (Mex.)			107203	N/A	N/A	206687	N/A	239037 <sup>78</sup>	N/A <sup>78</sup>	N/A <sup>78</sup>	
-----------------------	--	--	--------	-----	-----	--------	-----	----------------------	-------------------	-------------------	--

## GOLF

L4 1.4L 1390cc Turbo			107494	N/A	N/A	9020	29020	4489	224489	4234489	
----------------------	--	--	--------	-----	-----	------	-------	------	--------	---------	--

L4 1.8L Turbo			100396	2100396	4100396	200418	N/A	230159	2230159	N/A	4
---------------	--	--	--------	---------	---------	--------	-----	--------	---------	-----	---

L4 2.0L 1968cc 120 CID Turbo Diesel			100056	2100056	N/A	200268	2200268	230159	2230159	N/A	4
-------------------------------------	--	--	--------	---------	-----	--------	---------	--------	---------	-----	---

N/A = Not Available N/R = Not Required N/S = Not Servicable For cabin air locator chart, see pages 5-12 See pages 13-16 for footnotes

1) ProSelect - Normal Driving - Traditional Change Intervals 2) NAPA Gold - Severe Driving - OE Recommended intervals 3) NAPA Platinum - Harsh Driving - OE Recommend Intervals

N/A = Non disponible N/R = Non nécessaire N/S = Non réparable Voir le tableau des filtres et d'habitacle aux pages 5-12 Voir pages 13-16 pour des notes

1) NAPA ProSelect et Argent - Conduite normale - Intervalles normaux de remplacement 2) NAPA Or - Conduite difficile - Intervalles recommandés par FEO 3) NAPA Platine - Conduite très difficile - Intervalles recommandés par FEO

N/A = No disponible N/R = No requerido N/S = No Servicable Para el aire de la cabina y tabla de localización de filtro, consulte las páginas 5-12 Ver las páginas 13-16 para las notas al pie de página

1) NAPA ProSelect y Plata - Manejo normal - Intervalos normales de cambio 2) NAPA Oro - Manejo difícil - Intervalos recomendados por el OEM 3) NAPA Platino - Manejo muy difícil - Intervalos recomendados por el OEM

*Italicized Part Numbers May Not Be Available.*

Las piezas con números en *italicas* pueden no estar disponibles.  
Les numéros de pièce en *italiques* peuvent ne pas être disponibles.



## Pass Car Light Truck - Oil - Air - Cabin

## VOLKSWAGEN 2017-2016

Year/Año/Année Model/Modelo/Modèle Engine/Motor/Moteur	Eng. Code Código de motor Code moteur	VIN NIV NIV	GOLD Oil Aceite Huile	ProSelect Oil Aceite Huile	Platinum Oil Aceite Huile	GOLD Air Aire Air	ProSelect Air Aire Air	GOLD Cabin Air Cabina Aire Cabine Air	ProSelect Cabin Air Cabina Aire Cabine Air	Platinum Cabin Air Cabina Aire Cabine Air	Loc. Cabin Air Cabina Aire Cabine Air
--	---	-------------------	--------------------------------	-------------------------------------	------------------------------------	----------------------------	---------------------------------	--	---	--	--

## VOLKSWAGEN (Cont'd/Suite)

## 2017 (Cont'd/Suite)

## GOLF (Cont'd/Suite)

L4 2.0L 1984cc 121 CID Turbo			100396 100396	2100396 2100396	4100396 4100396	200268	2200268	230159	2230159	N/A	4
------------------------------	--	--	------------------	--------------------	--------------------	--------	---------	--------	---------	-----	---

## GOLF ALLTRACK

L4 1.8L Turbo			100396	2100396	4100396	200418	N/A	230159	2230159	N/A	
---------------	--	--	--------	---------	---------	--------	-----	--------	---------	-----	--

## Golf R

L4 2.0L 1984cc Turbo			100396	2100396	4100396	200268	2200268	230159	2230159	N/A	
----------------------	--	--	--------	---------	---------	--------	---------	--------	---------	-----	--

## GOLF SPORTWAGEN

L4 1.8L Turbo			100396	2100396	4100396	200418	N/A	230159	2230159	N/A	
---------------	--	--	--------	---------	---------	--------	-----	--------	---------	-----	--

## GTI

L4 2.0L 1984cc 121 CID Turbo			100396	2100396	4100396	200418	N/A	230159	2230159	N/A	4
------------------------------	--	--	--------	---------	---------	--------	-----	--------	---------	-----	---

## JETTA

L4 1.4L 1395cc 85 Turbo			107503	N/A	N/A	200072	N/A	4489	224489	4234489	
L4 1.8L 1798cc 110 CID Turbo			100396	2100396	4100396	9020	29020	4489	224489	4234489	4
L4 2.0L 1984cc Turbo			100396	2100396	4100396	9020	29020	4489	224489	4234489	4
L5 2.5L 2480CC 151CID (Mex.)			7187	27187	47187	9186	29186	4489	224489	4234489	

## PASSAT

L4 1.8L 1798cc 110 CID Turbo			100396	2100396	4100396	9020	29020	4489	224489	4234489	4
L5 2.5L 2480cc (Mex.)			7187	27187	47187	9186	29186	4489	224489	4234489	
V6 3.6L 3597cc 219 CID			7462	27462	N/A	200307	N/A	4489	224489	4234489	4

## POLO

L4 1.2L 1197cc TSI Turbo (Mex.)			107494	N/A	N/A			N/A	N/A	N/A	
L4 1.6 L (Mex.)			107494	N/A	N/A	209545	N/A	N/A	N/A	N/A	
L4 1.8L 1798CC 110CID (Mex.)			100396	2100396	4100396	N/S	N/S	N/S	N/S	N/A	

## SAVEIRO

L4 1.6 L (Mex.)			107203	N/A	N/A	206687	N/A	N/S	N/S	N/A	
-----------------	--	--	--------	-----	-----	--------	-----	-----	-----	-----	--

## TIGUAN

L4 1.4L 1390cc Turbo (Mex.)			107494	N/A	N/A	9020	29020	4489	224489	4234489	
L4 2.0L 1984cc (Mex.)			7561	27561	47561	9020	29020	4489	224489	4234489	
L4 2.0L 1984cc Turbo			7561	27561	47561	9020	29020	4489 <sup>78</sup>	224489 <sup>78</sup>	4234489 <sup>78</sup>	4

## TOUAREG

V6 3.6L 3597cc 219 CID	CGRA		7462	27462	N/A	2859 <sup>155</sup>	22859 <sup>155</sup>	4631	224631	N/A	4
V8 4.2L 4163CC 254CID (Mex.)			7330	27330	N/A	2859	22859	4631	224631	N/A	

## TOUAREG HYBRID

V6 3.0L 2995cc Super Charged	CGFA		7204	27204	N/A	2859 <sup>155</sup> 9920 <sup>423</sup>	22859 <sup>155</sup> N/A <sup>423</sup>	4631	224631	N/A	4
------------------------------	------	--	------	-------	-----	--	--	------	--------	-----	---

## TOUAREG TDI

V6 3.0L 2967cc 181 CID Turbo Diesel	CNRB		100008	N/A	N/A	9920 <sup>423</sup> 2859 <sup>155</sup>	N/A <sup>423</sup> 22859 <sup>155</sup>	4631	224631	N/A	4
-------------------------------------	------	--	--------	-----	-----	--	--	------	--------	-----	---

## TRANSPORTER

L4 2.0L TDI 1968cc Turbo Diesel (Mex.)			7262	27262	N/A	209449	N/A	4631	224631	N/A	
--	--	--	------	-------	-----	--------	-----	------	--------	-----	--

## UP

1.0l (Mex.)			107503	N/A	N/A	N/A	N/A	N/S	N/S	N/A	
-------------	--	--	--------	-----	-----	-----	-----	-----	-----	-----	--

## VENTO

L4 1.6L 1598cc (Mex.)			107494	N/A	N/A	209545	N/A	N/A	N/A	N/A	
-----------------------	--	--	--------	-----	-----	--------	-----	-----	-----	-----	--

## 2016

## AMAROK TDI

L4 2.0L 1968cc Turbo Diesel (Mex.)			7561	27561	47561	N/A	N/A	4631	224631	N/A	
------------------------------------	--	--	------	-------	-------	-----	-----	------	--------	-----	--

## BEETLE

L4 1.8L Turbo			100396	2100396	4100396	9020	29020	4489 <sup>78</sup>	224489 <sup>78</sup>	4234489 <sup>78</sup>	4
---------------	--	--	--------	---------	---------	------	-------	--------------------	----------------------	-----------------------	---

N/A = Not Available N/R = Not Required N/S = Not Servicable For cabin air locator chart, see pages 5-12 See pages 13-16 for footnotes

1) ProSelect - Normal Driving - Traditional Change Intervals 2) NAPA Gold - Severe Driving - OE Recommended intervals 3) NAPA Platinum - Harsh Driving - OE Recommend Intervals

N/A = Non disponible N/R = Non nécessaire N/S = Non réparable Voir le tableau des filtres et d'habitacle aux pages 5-12 Voir pages 13-16 pour des notes

1) NAPA ProSelect et Argent - Conduite normale - Intervalles normaux de remplacement 2) NAPA Or - Conduite difficile - Intervalles recommandés par FEO 3) NAPA Platine - Conduite très difficile - Intervalles recommandés par FEO

N/A = No disponible N/R = No requerido N/S = No Servicable Para el aire de la cabina y tabla de localización de filtro, consulte las páginas 5-12 Ver las páginas 13-16 para las notas al pie de página

1) NAPA ProSelect y Plata - Manejo normal - Intervalos normales de cambio 2) NAPA Oro - Manejo difícil - Intervalos recomendados por el OEM 3) NAPA Platino - Manejo muy difícil - Intervalos recomendados por el OEM

*Italicized Part Numbers May Not Be Available.*

Las piezas con números en *italicas* pueden no estar disponibles.

Les numéros de pièce en *italiques* peuvent ne pas être disponibles.

P  
a  
s  
s  
C  
a  
r  
L  
i  
g  
h  
t  
T  
r  
u  
c  
k  
O  
i  
l  
-  
A  
i  
r  
-  
C  
a  
b  
i  
n



## VOLKSWAGEN 2016

## Pass Car Light Truck - Oil - Air - Cabin

Year/Año/Année Model/Modelo/Modèle Engine/Motor/Moteur	Eng. Code Código de motor Code moteur	VIN NIV NIV	GOLD Oil Aceite Huile	ProSelect Oil Aceite Huile	Platinum Oil Aceite Huile	GOLD Air Aire Air	ProSelect Air Aire Air	GOLD Cabin Air Cabina Aire Cabine Air	ProSelect Cabin Air Cabina Aire Cabine Air	Platinum Cabin Air Cabina Aire Cabine Air	Loc. Cabin Air Cabina Aire Cabine Air
--	---	-------------------	--------------------------------	-------------------------------------	------------------------------------	----------------------------	---------------------------------	--	---	--	--

## VOLKSWAGEN (Cont'd/Suite)

## 2016 (Cont'd/Suite)

## BEETLE (Cont'd/Suite)

L4 2.0L 1984cc Turbo			100396	2100396	4100396	9020	29020	4489 <sup>78</sup>	224489 <sup>78</sup>	4234489 <sup>78</sup>	4
L5 2.5L 2480CC 151CID (Mex.)			7187	27187	47187	9186	29186	N/S	N/S	N/A	

## BEETLE TDI

L4 1.9L 1896CC 116CID Turbo Diesel			100056	2100056	N/A	9020	29020	4489	224489	4234489	4
------------------------------------	--	--	--------	---------	-----	------	-------	------	--------	---------	---

## CADDY

L4 1.2L 1197cc TSI Turbo (Mex.)			107494	N/A	N/A	9013	29013	4489	224489	4234489	
---------------------------------	--	--	--------	-----	-----	------	-------	------	--------	---------	--

## CC

L4 2.0L 1984cc Turbo			7561	27561	47561	9020	29020	4489	224489	4234489	4
V6 3.6L 3597cc 219 CID	CNNA		7462	27462	N/A	9122	N/A	4489 <sup>79</sup>	224489 <sup>79</sup>	4234489 <sup>79</sup>	4

## CRAFTER

L4 2.0L 1968cc (Mex.)			7262	27262	N/A	9876	29876	N/S	N/S	N/A	
-----------------------	--	--	------	-------	-----	------	-------	-----	-----	-----	--

## CROSSFOX

L4 1.6L (Mex.)			107203	N/A	N/A			N/A	N/A	N/A	
----------------	--	--	--------	-----	-----	--	--	-----	-----	-----	--

## EGOLF

Electric	E-Golf EAGA		N/R	N/R	N/R			230159	2230159	N/A	
----------	-------------	--	-----	-----	-----	--	--	--------	---------	-----	--

## EOS

L4 2.0L 1984CC			7561	27561	47561	9020	29020	4489 <sup>78</sup>	224489 <sup>78</sup>	4234489 <sup>78</sup>	4
----------------	--	--	------	-------	-------	------	-------	--------------------	----------------------	-----------------------	---

## GOL

L4 1.6L 1598cc (Mex.)			107203	N/A	N/A	206687	N/A	239037 <sup>78</sup>	N/A <sup>78</sup>	N/A <sup>78</sup>	
-----------------------	--	--	--------	-----	-----	--------	-----	----------------------	-------------------	-------------------	--

## GOLF

L4 1.4L 1390cc Turbo (Mex.)			107494	N/A	N/A	9020	29020	4489	224489	4234489	
L4 1.8L Turbo			100396	2100396	4100396	200418	N/A	230159 <sup>78</sup>	2230159 <sup>78</sup>	N/A <sup>78</sup>	4
L4 2.0L 1968cc 120 CID Turbo Diesel			100056	2100056	N/A	200268	2200268	230159	2230159	N/A	4
L4 2.0L 1984cc 121 CID Turbo			100396	2100396	4100396	200268	2200268	230159	2230159	N/A	4

## Golf R

L4 2.0L 1984cc Turbo			100396	2100396	4100396	200268	2200268	230159	2230159	N/A	
----------------------	--	--	--------	---------	---------	--------	---------	--------	---------	-----	--

## GOLF SPORTWAGEN

L4 1.8L Turbo	CXBB		100396	2100396	4100396	200418	N/A	230159	2230159	N/A	
L4 2.0L Turbo Diesel			100056	2100056	N/A	200317	N/A	230159	2230159	N/A	

## GTI

L4 2.0L 1984cc 121 CID Turbo			100396	2100396	4100396	200418	N/A	230159 <sup>78</sup>	2230159 <sup>78</sup>	N/A <sup>78</sup>	4
------------------------------	--	--	--------	---------	---------	--------	-----	----------------------	-----------------------	-------------------	---

## JETTA

L4 1.4L 1395cc 85 Turbo	CTHD		107503	N/A	N/A	200072	N/A	4489 <sup>78</sup>	224489 <sup>78</sup>	4234489 <sup>78</sup>	
L4 1.4L 1395cc 85 Turbo	CAXA CMSB		107503	N/A	N/A	200072	N/A	4489 <sup>78</sup>	224489 <sup>78</sup>	4234489 <sup>78</sup>	
	CZTA		107503	N/A	N/A	200072	N/A	4489 <sup>78</sup>	224489 <sup>78</sup>	4234489 <sup>78</sup>	
L4 1.8L 1798cc 110 CID Turbo	CPKA		100396	2100396	4100396	9020	29020	4489	224489	4234489	4
L4 2.0L 1968cc Turbo Diesel (Mex.)	CFFB		7262	27262	N/A	9020	29020	4489	224489	4234489	
L4 2.0L 1984cc 121 CID (Mex.)			1393	21393	41393	9013	29013	4489	224489	4234489	4
L4 2.0L 1984cc Turbo			100396	2100396	4100396	9020	29020	4489	224489	4234489	4
L5 2.5L 2481cc (Mex.)			7187	27187	47187	9186	29186	4489	224489	4234489	

## JETTA HYBRID

L4 1.4L 1395cc 85 CID Turbo Electric/Gas	CNLA		107503	N/A	N/A	200072	N/A	4489 <sup>78</sup>	224489 <sup>78</sup>	4234489 <sup>78</sup>	
--	------	--	--------	-----	-----	--------	-----	--------------------	----------------------	-----------------------	--

## PASSAT

L4 1.8L 1798cc 110 CID Turbo			100396	2100396	4100396	9020	29020	4489	224489	4234489	4
L5 2.5L 2480cc (Mex.)			7187	27187	47187	9186	29186	4489	224489	4234489	
V6 3.6L 3597cc 219 CID	CDVB		7462	27462	N/A	200307	N/A	4489	224489	4234489	4

## POLO

L4 1.2L 1197cc TSI Turbo (Mex.)			107494	N/A	N/A			N/A	N/A	N/A	
---------------------------------	--	--	--------	-----	-----	--	--	-----	-----	-----	--

N/A = Not Available N/R = Not Required N/S = Not Servicable For cabin air locator chart, see pages 5-12 See pages 13-16 for footnotes

1) ProSelect - Normal Driving - Traditional Change Intervals 2) NAPA Gold - Severe Driving - OE Recommended Intervals 3) NAPA Platinum - Harsh Driving - OE Recommend Intervals

N/A = Non disponible N/R = Non nécessaire N/S = Non réparable Voir le tableau des filtres et d'habitacle aux pages 5-12 Voir pages 13-16 pour des notes

1) NAPA ProSelect et Argent - Conduite normale - Intervalles normaux de remplacement 2) NAPA Or - Conduite difficile - Intervalles recommandés par FEO 3) NAPA Platine - Conduite très difficile - Intervalles recommandés par FEO

N/A = No disponible N/R = No requerido N/S = No Servicable Para el aire de la cabina y tabla de localización de filtro, consulte las páginas 5-12 Ver las páginas 13-16 para las notas al pie de página

1) NAPA ProSelect y Plata - Manejo normal - Intervalos normales de cambio 2) NAPA Oro - Manejo difícil - Intervalos recomendados por el OEM 3) NAPA Platino - Manejo muy difícil - Intervalos recomendados por el OEM

*Italicized Part Numbers May Not Be Available.*

Las piezas con números en *italicas* pueden no estar disponibles.  
Les numéros de pièce en *italiques* peuvent ne pas être disponibles.



Pass Car Light Truck - Oil - Air - Cabin

VOLKSWAGEN 2016-2015

Year/Año/Année Model/Modelo/Modèle Engine/Motor/Moteur	Eng. Code Código de motor Code moteur	VIN NIV NIV	GOLD Oil Aceite Huile	ProSelect Oil Aceite Huile	Platinum Oil Aceite Huile	GOLD Air Aire Air	ProSelect Air Aire Air	GOLD Cabin Air Cabina Aire Cabine Air	ProSelect Cabin Air Cabina Aire Cabine Air	Platinum Cabin Air Cabina Aire Cabine Air	Loc. Cabin Air Cabina Aire Cabine Air
--	---	-------------------	--------------------------------	-------------------------------------	------------------------------------	----------------------------	---------------------------------	--	---	--	--

VOLKSWAGEN (Cont'd/Suite)

**2016** (Cont'd/Suite)

**POLO (Cont'd/Suite)**

L4 1.6L 1598cc (Mex.)			107494	N/A	N/A	209545	N/A	N/A	N/A	N/A	
-----------------------	--	--	--------	-----	-----	--------	-----	-----	-----	-----	--

**SAVEIRO**

L4 1.6L (Mex.)			107203	N/A	N/A	206687	N/A	N/S	N/S	N/A	
----------------	--	--	--------	-----	-----	--------	-----	-----	-----	-----	--

**TIGUAN**

L4 1.4L 1390cc Turbo (Mex.)			107494	N/A	N/A	9020	29020	4489	224489	4234489	
L4 2.0L 1984cc 121 CID Turbo	CCTA		7561	27561	47561	9020	29020	4489 <sup>78</sup>	224489 <sup>78</sup>	4234489 <sup>78</sup>	4

**TOUAREG**

V6 3.6L 3597cc 219 CID	CGRA		7462	27462	N/A	9920 <sup>423</sup> 2859 <sup>155</sup>	N/A <sup>423</sup> 22859 <sup>155</sup>	4631	224631	N/A	4
V8 4.2L 4163CC 254CID (Mex.)			7330	27330	N/A	2859	22859	4631	224631	N/A	

**TOUAREG HYBRID**

V6 3.0L 2995cc Super Charged Electric/Gas	CGFA		7204	27204	N/A	2859 <sup>155</sup> 9920 <sup>423</sup>	22859 <sup>155</sup> N/A <sup>423</sup>	4631	224631	N/A	4
---	------	--	------	-------	-----	--	--	------	--------	-----	---

**TOUAREG TDI**

V6 3.0L 2967cc 181 CID Turbo Diesel	CNRB		100008	N/A	N/A	9920 <sup>423</sup> 2859 <sup>155</sup>	N/A <sup>423</sup> 22859 <sup>155</sup>	4631	224631	N/A	4
-------------------------------------	------	--	--------	-----	-----	--	--	------	--------	-----	---

**TRANSPORTER**

L4 2.0L TDI 1968cc Turbo Diesel (Mex.)			7262	27262	N/A	209449	N/A	4631	224631	N/A	
--	--	--	------	-------	-----	--------	-----	------	--------	-----	--

**UP**

1.0i (Mex.)			107503	N/A	N/A	N/A	N/A	N/S	N/S	N/A	
-------------	--	--	--------	-----	-----	-----	-----	-----	-----	-----	--

**VENTO**

L4 1.5L (Mex.)			N/S	N/S	N/A	N/S	N/S	N/A	N/A	N/A	
L4 1.6L 1598cc (Mex.)			107494	N/A	N/A	209545	N/A	N/A	N/A	N/A	

**2015**

**AMAROK**

L4 2.0L TDI 1968cc Turbo Diesel (Mex.)			7262	27262	N/A	9332	N/A	4631	224631	N/A	
--	--	--	------	-------	-----	------	-----	------	--------	-----	--

**BEETLE**

L4 1.8L 1798cc 110 CID Turbo	CPKA		100396	2100396	4100396	9020	29020	4489	224489	4234489	4
L4 2.0L 1984cc 121 CID Turbo/Intercooled	CPPA		100396	2100396	4100396	9020	29020	4489	224489	4234489	4
L5 2.5L 2480CC 151CID (Mex.)			7187	27187	47187	9186	29186	N/S	N/S	N/A	

**BEETLE TDI**

L4 2.0L 1968cc 120 CID Turbo Diesel	CVCA		100056	2100056	N/A	9020	29020	4489	224489	4234489	4
-------------------------------------	------	--	--------	---------	-----	------	-------	------	--------	---------	---

**CADDY**

L4 1.2L 1197cc TSI Turbo (Mex.)			107494	N/A	N/A	9013	29013	4489	224489	4234489	
---------------------------------	--	--	--------	-----	-----	------	-------	------	--------	---------	--

**CC**

L4 2.0L 1984cc 121 CID Turbo	CBFA		7561	27561	47561	9020	29020	4489	224489	4234489	4
	CCTA		7561	27561	47561	9020	29020	4489	224489	4234489	4
V6 3.6L 3597cc 219 CID	CNNA		7462	27462	N/A	9122	N/A	4489	224489	4234489	4

**CLASICO**

L4 2.0L 1984cc (Mex.)			1393	21393	41393	2472	22472	4322	224322	N/A	
-----------------------	--	--	------	-------	-------	------	-------	------	--------	-----	--

**CRAFTER**

L4 2.0L 1968cc Turbo Diesel (Mex.)			7262	27262	N/A	9876	29876	N/A	N/A	N/A	
------------------------------------	--	--	------	-------	-----	------	-------	-----	-----	-----	--

**CROSSFOX**

L4 1.6L 1598cc (Mex.)			107203	N/A	N/A			N/A	N/A	N/A	
-----------------------	--	--	--------	-----	-----	--	--	-----	-----	-----	--

**EOS**

L4 2.0L 1984cc 121 CID Turbo	CBFA		7561	27561	47561	9020	29020	4489	224489	4234489	4
	CCTA		7561	27561	47561	9020	29020	4489	224489	4234489	4

N/A = Not Available N/R = Not Required N/S = Not Servicable For cabin air locator chart, see pages 5-12 See pages 13-16 for footnotes

1) ProSelect - Normal Driving - Traditional Change Intervals 2) NAPA Gold - Severe Driving - OE Recommended intervals 3) NAPA Platinum - Harsh Driving - OE Recommend Intervals

N/A = Non disponible N/R = Non nécessaire N/S = Non réparable Voir le tableau des filtres et d'habitacle aux pages 5-12 Voir pages 13-16 pour des notes

1) NAPA ProSelect et Argent - Conduite normale - Intervalles normaux de remplacement 2) NAPA Or - Conduite difficile - Intervalles recommandés par FEO 3) NAPA Platine - Conduite très difficile - Intervalles recommandés par FEO

N/A = No disponible N/R = No requerido N/S = No Servicable Para el aire de la cabina y tabla de localización de filtro, consulte las páginas 5-12 Ver las páginas 13-16 para las notas al pie de página

1) NAPA ProSelect y Plata - Manejo normal - Intervalos normales de cambio 2) NAPA Oro - Manejo difícil - Intervalos recomendados por el OEM 3) NAPA Platino - Manejo muy difícil - Intervalos recomendados por el OEM

*Italicized Part Numbers May Not Be Available.*

Las piezas con números en *italicas* pueden no estar disponibles.

Les numéros de pièce en *italiques* peuvent ne pas être disponibles.

P  
a  
s  
s  
C  
a  
r  
L  
i  
g  
h  
t  
T  
r  
u  
c  
k  
O  
i  
l  
-  
A  
i  
r  
-  
C  
a  
b  
i  
n



## VOLKSWAGEN 2015

## Pass Car Light Truck - Oil - Air - Cabin

Year/Año/Année Model/Modelo/Modele Engine/Motor/Moteur	Eng. Code Código de motor Code moteur	VIN NIV NIV	GOLD Oil Aceite Huile	ProSelect Oil Aceite Huile	Platinum Oil Aceite Huile	GOLD Air Aire Air	ProSelect Air Aire Air	GOLD Cabin Air Cabina Aire Cabine Air	ProSelect Cabin Air Cabina Aire Cabine Air	Platinum Cabin Air Cabina Aire Cabine Air	Loc. Cabin Air Cabina Aire Cabine Air
--	---	-------------------	--------------------------------	-------------------------------------	------------------------------------	----------------------------	---------------------------------	--	---	--	--

## VOLKSWAGEN (Cont'd/Suite)

2015 (Cont'd/Suite)

<b>GOL</b>											
L4 1.6L 1598cc (Mex.)			107203	N/A	N/A	206687	N/A	239037 <sup>78</sup>	N/A <sup>78</sup>	N/A <sup>78</sup>	
<b>GOLF</b>											
L4 1.4L 1390cc Turbo (Mex.)			107494	N/A	N/A	9020	29020	4489	224489	4234489	
L4 1.8L 1798cc 110 CID Turbo			100396	2100396	4100396	200268	2200268	230159	2230159	N/A	4
L4 2.0L 1984cc 121 CID Turbo			100396	2100396	4100396	200268	2200268	230159	2230159	N/A	4
<b>Golf R</b>											
L4 2.0L 1984cc Turbo			100396	2100396	4100396	200268	2200268	230159	2230159	N/A	
<b>GOLF SPORTWAGEN</b>											
L4 1.8L 1798CC 110CID Turbo			100396	2100396	4100396	200268	2200268	230159	2230159	N/A	
L4 2.0L 1968CC 120CID Turbo Diesel			100056	2100056	N/A	200418	N/A	230159	2230159	N/A	
<b>GOLF TDI</b>											
L4 2.0L 1968cc 120 CID Turbo Diesel			100056	2100056	N/A	200317	N/A	230159	2230159	N/A	4
<b>GTI</b>											
L4 2.0L 1984cc 121 CID Turbo			100396	2100396	4100396	200268	2200268	230159	2230159	N/A	4
<b>JETTA</b>											
L4 1.8L 1798cc 110 CID Turbo	CPKA		100396	2100396	4100396	9020	29020	4489	224489	4234489	4
L4 2.0L 1968cc Turbo Diesel (Mex.)			7262	27262	N/A	9020	29020	4489	224489	4234489	
L4 2.0L 1984cc 121 CID			1393	21393	41393	9013	29013	4489	224489	4234489	4
L4 2.0L 1984cc Turbo			100396	2100396	4100396	9020	29020	4489	224489	4234489	4
L5 2.5L 2481cc (Mex.)			7187	27187	47187	9186	29186	4489	224489	4234489	
<b>JETTA HYBRID</b>											
L4 1.4L 1395cc 85 CID Turbo Electric/Gas	CNLA		107503	N/A	N/A	200072	N/A	4489	224489	4234489	
<b>JETTA TDI</b>											
L4 2.0L 1968cc 120 CID Turbo Diesel	CJAA		100056	2100056	N/A	9020	29020	4489	224489	4234489	4
<b>PASSAT</b>											
L4 1.8L 1798cc 110 CID Turbo			100396	2100396	4100396	9020	29020	4489	224489	4234489	4
L5 2.5L 2480cc (Mex.)			7187	27187	47187	9186	29186	4489 <sup>78</sup>	224489 <sup>78</sup>	4234489 <sup>78</sup>	
V6 3.6L 3597cc 219 CID	CDVB		7462	27462	N/A	9122	N/A	4489	224489	4234489	4
<b>PASSAT TDI</b>											
L4 2.0L 1968cc 120 CID Turbo Diesel			100056	2100056	N/A	9020	29020	4489	224489	4234489	4
<b>POLO</b>											
L4 1.2L 1197cc TSI Turbo (Mex.)			107494	N/A	N/A			N/A	N/A	N/A	
L4 1.6L 1598cc (Mex.)			107494	N/A	N/A	209545	N/A	N/A	N/A	N/A	
<b>SAVEIRO</b>											
L4 1.6L 1598cc (Mex.)			107203	N/A	N/A	206687	N/A	239037	N/A	N/A	
<b>TIGUAN</b>											
L4 1.4L 1390cc Turbo (Mex.)			107494	N/A	N/A	9020	29020	4489	224489	4234489	
L4 2.0L 1984cc 121 CID Turbo	CCTA		7561	27561	47561	9020	29020	4489	224489	4234489	4
<b>TOUAREG</b>											
V6 3.6L 3597cc 219 CID	CGRA		7462	27462	N/A	9920 2859	N/A 22859	4631	224631	N/A	4
V8 4.2L 4163CC 254CID (Mex.)			7330	27330	N/A	2859	22859	4631	224631	N/A	
<b>TOUAREG HYBRID</b>											
V6 3.0L 2995cc Super Charged Electric/Gas	CGFA		7204	27204	N/A	2859 9920 <sup>423</sup>	22859 N/A <sup>423</sup>	4631	224631	N/A	4

N/A = Not Available N/R = Not Required N/S = Not Servicable For cabin air locator chart, see pages 5-12 See pages 13-16 for footnotes

1) ProSelect - Normal Driving - Traditional Change Intervals 2) NAPA Gold - Severe Driving - OE Recommended Intervals 3) NAPA Platinum - Harsh Driving - OE Recommend Intervals

N/A = Non disponible N/R = Non nécessaire N/S = Non réparable Voir le tableau des filtres et d'habitacle aux pages 5-12 Voir pages 13-16 pour des notes

1) NAPA ProSelect et Argent - Conduite normale - Intervalles normaux de remplacement 2) NAPA Or - Conduite difficile - Intervalles recommandés par FEO 3) NAPA Platine - Conduite très difficile - Intervalles recommandés par FEO

N/A = No disponible N/R = No requerido N/S = No Servicable Para el aire de la cabina y tabla de localización de filtro, consulte las páginas 5-12 Ver las páginas 13-16 para las notas al pie de página

1) NAPA ProSelect y Plata - Manejo normal - Intervallos normales de cambio 2) NAPA Oro - Manejo difícil - Intervallos recomendados por el OEM 3) NAPA Platino - Manejo muy difícil - Intervallos recomendados por el OEM

Italicized Part Numbers May Not Be Available.

Las piezas con números en *italicas* pueden no estar disponibles.  
Les numéros de pièce en *italiques* peuvent ne pas être disponibles.



## Pass Car Light Truck - Oil - Air - Cabin

VOLKSWAGEN 2015-2014

Year/Año/Année Model/Modelo/Modele Engine/Motor/Moteur	Eng. Code Código de motor Code moteur	VIN NIV NIV	GOLD Oil Aceite Huile	ProSelect Oil Aceite Huile	Platinum Oil Aceite Huile	GOLD Air Aire Air	ProSelect Air Aire Air	GOLD Cabin Air Cabina Aire Cabine Air	ProSelect Cabin Air Cabina Aire Cabine Air	Platinum Cabin Air Cabina Aire Cabine Air	Loc. Cabin Air Cabina Aire Cabine Air
--	---	-------------------	--------------------------------	-------------------------------------	------------------------------------	----------------------------	---------------------------------	--	---	--	--

## VOLKSWAGEN (Cont'd/Suite)

## 2015 (Cont'd/Suite)

## TOUAREG TDI

V6 3.0L 2967cc 181 CID Turbo Diesel	CNRB		100008	N/A	N/A	2859	22859	4631	224631	N/A	4
-------------------------------------	------	--	--------	-----	-----	------	-------	------	--------	-----	---

## TRANSPORTER

L4 2.0L TDI 1968cc Turbo Diesel (Mex.)			7262	27262	N/A	209449	N/A	4631	224631	N/A	
--	--	--	------	-------	-----	--------	-----	------	--------	-----	--

## VENTO

L4 1.6L 1598cc (Mex.)			107494	N/A	N/A	209545	N/A	N/A	N/A	N/A	
L4 1.6L 1598CC Turbo Diesel (Mex.)			7262	27262	N/A			N/A	N/A	N/A	

## 2014

## AMAROK

L4 2.0L 1984cc Turbo (Mex.)			7561	27561	47561	9332	N/A	4631	224631	N/A	
L4 2.0L TDI 1968cc Turbo Diesel (Mex.)			7262	27262	N/A	9332	N/A	4631	224631	N/A	

## AMAROK TDI

L4 2.0L 1968cc Turbo Diesel (Mex.)			7561	27561	47561	N/A	N/A	4631	224631	N/A	
------------------------------------	--	--	------	-------	-------	-----	-----	------	--------	-----	--

## BEETLE

L4 1.8L 1798cc 110 CID Turbo			100396	2100396	4100396	9020	29020	4489	224489	4234489	4
L4 2.0L 1984cc 121 CID Turbo/Intercooled	CPLA		100396	2100396	4100396	9020	29020	4489	224489	4234489	4
	CPPA		100396	2100396	4100396	9020	29020	4489	224489	4234489	4
L5 2.5L 2480cc 151 CID	CBTA		7187	27187	47187	9186	29186	4489	224489	4234489	4
	CBUA		7187	27187	47187	9186	29186	4489	224489	4234489	4

## BEETLE TDI

L4 2.0L 1968cc 120 CID Turbo Diesel	CJAA		7083	27083	N/A	9020	29020	4489	224489	4234489	4
-------------------------------------	------	--	------	-------	-----	------	-------	------	--------	---------	---

## CADDY

L4 1.2L 1197cc TSI Turbo (Mex.)			107494	N/A	N/A	9013	29013	4489	224489	4234489	
---------------------------------	--	--	--------	-----	-----	------	-------	------	--------	---------	--

## CC

L4 2.0L 1984cc 121 CID Turbo	CBFA		7561	27561	47561	9020	29020	4489	224489	4234489	4
	CCTA		7561	27561	47561	9020	29020	4489	224489	4234489	4
V6 3.6L 3597cc 219 CID	CNNA		7462	27462	N/A	9122	N/A	4489	224489	4234489	4

## CLASICO

L4 2.0L 1984cc (Mex.)			1393	21393	41393	2472	22472	N/A	N/A	N/A	
-----------------------	--	--	------	-------	-------	------	-------	-----	-----	-----	--

## CRAFTER

L4 2.0L 1968cc Turbo Diesel (Mex.)			7262	27262	N/A	9876	29876	N/A	N/A	N/A	
------------------------------------	--	--	------	-------	-----	------	-------	-----	-----	-----	--

## CROSSFOX

L4 1.6L 1598cc (Mex.)			107203	N/A	N/A			N/A	N/A	N/A	
-----------------------	--	--	--------	-----	-----	--	--	-----	-----	-----	--

## EOS

L4 2.0L 1984cc 121 CID Turbo	CBFA		7561	27561	47561	9020	29020	4489	224489	4234489	4
	CCTA		7561	27561	47561	9020	29020	4489	224489	4234489	4

## GOL

L4 1.6L 1598cc (Mex.)			107203	N/A	N/A	206687	N/A	239037	N/A	N/A	
-----------------------	--	--	--------	-----	-----	--------	-----	--------	-----	-----	--

## GOLF

L5 2.5L 2480cc 151 CID	CBTA		7187	27187	47187	9186	29186	4489	224489	4234489	4
	CBUA		7187	27187	47187	9186	29186	4489	224489	4234489	4

## GOLF TDI

L4 2.0L 1968cc 120 CID Turbo Diesel	CJAA		7083	27083	N/A	9020	29020	4489	224489	4234489	4
-------------------------------------	------	--	------	-------	-----	------	-------	------	--------	---------	---

## GTI

L4 2.0L 1984cc 121 CID Turbo	CBFA		7561	27561	47561	9020	29020	4489	224489	4234489	4
	CCTA		7561	27561	47561	9020	29020	4489	224489	4234489	4

N/A = Not Available N/R = Not Required N/S = Not Servicable For cabin air locator chart, see pages 5-12 See pages 13-16 for footnotes

1) ProSelect - Normal Driving - Traditional Change Intervals 2) NAPA Gold - Severe Driving - OE Recommended intervals 3) NAPA Platinum - Harsh Driving - OE Recommend Intervals

N/A = Non disponible N/R = Non nécessaire N/S = Non réparable Voir le tableau des filtres et d'habitacle aux pages 5-12 Voir pages 13-16 pour des notes

1) NAPA ProSelect et Argent - Conduite normale - Intervalles normaux de remplacement 2) NAPA Or - Conduite difficile - Intervalles recommandés par FEO 3) NAPA Platine - Conduite très difficile - Intervalles recommandés par FEO

N/A = No disponible N/R = No requerido N/S = No Servicable Para el aire de la cabina y tabla de localización de filtro, consulte las páginas 5-12 Ver las páginas 13-16 para las notas al pie de página

1) NAPA ProSelect y Plata - Manejo normal - Intervallos normales de cambio 2) NAPA Oro - Manejo difícil - Intervallos recomendados por el OEM 3) NAPA Platino - Manejo muy difícil - Intervallos recomendados por el OEM

*Italicized Part Numbers May Not Be Available.*

Las piezas con números en *italicas* pueden no estar disponibles.

Les numéros de pièce en *italiques* peuvent ne pas être disponibles.

P  
a  
s  
s  
C  
a  
r  
L  
i  
g  
h  
t  
T  
r  
u  
c  
k  
O  
i  
l  
-  
A  
i  
r  
-  
C  
a  
b  
i  
n





## VOLKSWAGEN 2014

## Pass Car Light Truck - Oil - Air - Cabin

Year/Año/Année Model/Modelo/Modèle Engine/Motor/Moteur	Eng. Code Código de motor Code moteur	VIN NIV NIV	GOLD Oil Aceite Huile	ProSelect Oil Aceite Huile	Platinum Oil Aceite Huile	GOLD Air Aire Air	ProSelect Air Aire Air	GOLD Cabin Air Cabina Aire Cabine Air	ProSelect Cabin Air Cabina Aire Cabine Air	Platinum Cabin Air Cabina Aire Cabine Air	Loc. Cabin Air Cabina Aire Cabine Air
--	---	-------------------	--------------------------------	-------------------------------------	------------------------------------	----------------------------	---------------------------------	--	---	--	--

## VOLKSWAGEN (Cont'd/Suite)

## 2014 (Cont'd/Suite)

## JETTA

L4 1.8L 1798cc 110 CID Turbo	CPKA		100396	2100396	4100396	9020	29020	4489	224489	4234489	4
	CPRA		100396	2100396	4100396	9020	29020	4489	224489	4234489	4
L4 2.0L 1984cc 121 CID	CBPA		1393	21393	41393	9013	29013	4489	224489	4234489	4
L5 2.5L 2480cc 151 CID	CBTA		7187	27187	47187	9186	29186	4489	224489	4234489	4
	CBUA		7187	27187	47187	9186	29186	4489	224489	4234489	4

## JETTA GLI

L4 2.0L 1984cc 121 CID Turbo	CPLA		100396	2100396	4100396	9020	29020	4489	224489	4234489	4
	CPPA		7561 <sup>425</sup> 7083 <sup>425</sup>	27561 <sup>425</sup> 27083 <sup>425</sup>	47561 <sup>425</sup> N/A <sup>425</sup>	9020	29020	4489	224489	4234489	4

## JETTA HYBRID

L4 1.4L 1395cc 85 CID Turbo Electric/Gas	CNLA		107503	N/A	N/A	200072	N/A	4489	224489	4234489	
---	------	--	--------	-----	-----	--------	-----	------	--------	---------	--

## JETTA TDI

L4 2.0L 1968cc 120 CID Turbo Diesel	CJAA		7083	27083	N/A	9020	29020	4489	224489	4234489	4
--	------	--	------	-------	-----	------	-------	------	--------	---------	---

## PASSAT

L4 1.8L 1798cc 110 CID Turbo/Intercooled	CPKA		100396	2100396	4100396	9020	29020	4489	224489	4234489	4
	CPRA		100396	2100396	4100396	9020	29020	4489	224489	4234489	4
L5 2.5L 2480cc 151 CID	CBTA		7187	27187	47187	9186	29186	4489	224489	4234489	4
	CBUA		7187	27187	47187	9186	29186	4489	224489	4234489	4
V6 3.6L 3597cc 219 CID	CDVB		7462	27462	N/A	9122	N/A	4489	224489	4234489	4

## PASSAT TDI

L4 2.0L 1968cc 120 CID Turbo Diesel	CKRA		7262	27262	N/A	9020	29020	4489	224489	4234489	4
--	------	--	------	-------	-----	------	-------	------	--------	---------	---

## POLO

L4 1.2L 1197cc TSI Turbo (Mex.)			107494	N/A	N/A			N/A	N/A	N/A	
L4 1.4L 1390cc Turbo (Mex.)			107494	N/A	N/A			N/A	N/A	N/A	

## ROUTAN

V6 3.6L 3604cc 220 CID Flex	CJRA		100010	2100010	4100010	9737	29737	4479	224479	4234479	3
-----------------------------	------	--	--------	---------	---------	------	-------	------	--------	---------	---

## SAVEIRO

L4 1.6L 1598cc (Mex.)			107203	N/A	N/A	206687	N/A	239037	N/A	N/A	
-----------------------	--	--	--------	-----	-----	--------	-----	--------	-----	-----	--

## TIGUAN

L4 1.4L 1390cc Turbo (Mex.)			107494	N/A	N/A	9020	29020	4489	224489	4234489	
L4 2.0L 1984cc 121 CID Turbo	CCTA		7561	27561	47561	9020	29020	4489	224489	4234489	4

## TOUAREG

V6 3.6L 3597cc 219 CID	CGRA		7462	27462	N/A	9920 2859	N/A 22859	4631	224631	N/A	4
V8 4.2L 4163cc FSI (Mex.)			7330	27330	N/A	2859	22859	4631	224631	N/A	

## TOUAREG HYBRID

V6 3.0L 2995cc Super Charged Electric/Gas	CGFA		7204	27204	N/A	2859 9920	22859 N/A	4631	224631	N/A	4
--	------	--	------	-------	-----	--------------	--------------	------	--------	-----	---

## TOUAREG TDI

V6 3.0L 2967cc 181 CID Turbo Diesel	CNRB		100008	N/A	N/A	9920 <sup>423</sup> 2859 <sup>155</sup>	N/A <sup>423</sup> 22859 <sup>155</sup>	4631	224631	N/A	4
--	------	--	--------	-----	-----	--	--	------	--------	-----	---

## TRANSPORTER

L4 2.0L TDI 1968cc Turbo Diesel (Mex.)			7262	27262	N/A	209449	N/A	4631	224631	N/A	
---	--	--	------	-------	-----	--------	-----	------	--------	-----	--

## VENTO

L4 1.6L 1598cc (Mex.)			107494	N/A	N/A	209545	N/A	N/A	N/A	N/A	
L4 1.6L 1598CC Turbo Diesel (Mex.)			7262	27262	N/A			N/A	N/A	N/A	

N/A = Not Available N/R = Not Required N/S = Not Servicable For cabin air locator chart, see pages 5-12 See pages 13-16 for footnotes

1) ProSelect - Normal Driving - Traditional Change Intervals 2) NAPA Gold - Severe Driving - OE Recommended intervals 3) NAPA Platinum - Harsh Driving - OE Recommend Intervals

N/A = Non disponible N/R = Non nécessaire N/S = Non réparable Voir le tableau des filtres et d'habitacle aux pages 5-12 Voir pages 13-16 pour des notes

1) NAPA ProSelect et Argent - Conduite normale - Intervalles normaux de remplacement 2) NAPA Or - Conduite difficile - Intervalles recommandés par FEO 3) NAPA Platine - Conduite très difficile - Intervalles recommandés par FEO

N/A = No disponible N/R = No requerido N/S = No Servicable Para el aire de la cabina y tabla de localización de filtro, consulte las páginas 5-12 Ver las páginas 13-16 para las notas al pie de página

1) NAPA ProSelect y Plata - Manejo normal - Intervalos normales de cambio 2) NAPA Oro - Manejo difícil - Intervalos recomendados por el OEM 3) NAPA Platino - Manejo muy difícil - Intervalos recomendados por el OEM

*Italicized Part Numbers May Not Be Available.*

Las piezas con números en *italicas* pueden no estar disponibles.  
Les numéros de pièce en *italiques* peuvent ne pas être disponibles.



## Pass Car Light Truck - Oil - Air - Cabin

VOLKSWAGEN 2013

Year/Año/Année Model/Modelo/Modele Engine/Motor/Moteur	Eng. Code Código de motor Code moteur	VIN NIV NIV	GOLD Oil Aceite Huile	ProSelect Oil Aceite Huile	Platinum Oil Aceite Huile	GOLD Air Aire Air	ProSelect Air Aire Air	GOLD Cabin Air Cabina Aire Cabine Air	ProSelect Cabin Air Cabina Aire Cabine Air	Platinum Cabin Air Cabina Aire Cabine Air	Loc. Cabin Air Cabina Aire Cabine Air
--	---	-------------------	--------------------------------	-------------------------------------	------------------------------------	----------------------------	---------------------------------	--	---	--	--

## VOLKSWAGEN (Cont'd/Suite)

2013

## AMAROK

L4 2.0L TDI 1968cc Turbo Diesel (Mex.)			7262	27262	N/A	9332	N/A	4631	224631	N/A	
--	--	--	------	-------	-----	------	-----	------	--------	-----	--

## AMAROK TDI

L4 2.0L 1968cc Turbo Diesel (Mex.)			7561	27561	47561	N/A	N/A	4631	224631	N/A	
------------------------------------	--	--	------	-------	-------	-----	-----	------	--------	-----	--

## BEETLE

L4 2.0L 1968cc Turbo Diesel	CJAA		7561	27561	47561	9020	29020	4489	224489	4234489	4
L4 2.0L 1984cc 121 CID Turbo	CBFA		7561	27561	47561	9020	29020	4489	224489	4234489	4
	CCTA		7561	27561	47561	9020	29020	4489	224489	4234489	4
L4 2.0L 1984cc 121 CID Turbo/Intercooled	CPLA		7561	27561	47561	9020	29020	4489	224489	4234489	4
L5 2.5L 2480cc 151 CID	CBTA		7187	27187	47187	9186	29186	4489	224489	4234489	4
	CBUA		7187	27187	47187	9186	29186	4489	224489	4234489	4

## BEETLE TDI

L4 2.0L 1968cc 120 CID Turbo Diesel	CJAA		7083	27083	N/A	9020	29020	4489	224489	4234489	4
-------------------------------------	------	--	------	-------	-----	------	-------	------	--------	---------	---

## CC

L4 2.0L 1984cc 121 CID Turbo	CBFA		7561	27561	47561	9020	29020	4489	224489	4234489	4
	CCTA		7561	27561	47561	9020	29020	4489	224489	4234489	4
V6 3.6L 3597cc 219 CID	CNNA		7462	27462	N/A	9122	N/A	4489	224489	4234489	4

## CLASICO

L4 2.0L 1984cc (Mex.)			1393	21393	41393	9013	29013	N/A	N/A	N/A	
-----------------------	--	--	------	-------	-------	------	-------	-----	-----	-----	--

## CRAFTER

L4 2.0L 1968cc Turbo Diesel (Mex.)			7262	27262	N/A	9876	29876	N/A	N/A	N/A	
------------------------------------	--	--	------	-------	-----	------	-------	-----	-----	-----	--

## CROSSFOX

L4 1.6L 1598cc (Mex.)			107203	N/A	N/A			N/A	N/A	N/A	
-----------------------	--	--	--------	-----	-----	--	--	-----	-----	-----	--

## EOS

L4 2.0L 1984cc 121 CID Turbo	CBFA		7561	27561	47561	9020	29020	4489	224489	4234489	4
	CCTA		7561	27561	47561	9020	29020	4489	224489	4234489	4

## GOL

L4 1.6L 1598cc (Mex.)			107203	N/A	N/A	206687	N/A	239037	N/A	N/A	
-----------------------	--	--	--------	-----	-----	--------	-----	--------	-----	-----	--

## GOLF

L4 1.4L 1390cc Turbo (Mex.)			107494	N/A	N/A	9020	29020	4489	224489	4234489	
L5 2.5L 2480cc 151 CID	CBTA		7187	27187	47187	9186	29186	4489	224489	4234489	4
	CBUA		7187	27187	47187	9186	29186	4489	224489	4234489	4

## GOLF R

L4 2.0L 1984cc 121 CID Turbo	CRZA		7561 Spin-on 7187 Cart.	27561 Spin-on 27187 Cart.	47561 Spin-on 47187 Cart.	9843	29843	4489	224489	4234489	4
------------------------------	------	--	----------------------------------	------------------------------------	------------------------------------	------	-------	------	--------	---------	---

## GOLF SPORTWAGEN

L5 2.5L 2480CC 151CID (Mex.)			7187	27187	47187	9186	29186	4489	224489	4234489	
------------------------------	--	--	------	-------	-------	------	-------	------	--------	---------	--

## GOLF TDI

L4 2.0L 1968cc 120 CID Turbo Diesel	CJAA		7083	27083	N/A	9020	29020	4489	224489	4234489	4
-------------------------------------	------	--	------	-------	-----	------	-------	------	--------	---------	---

## GTI

L4 2.0L 1984cc 121 CID Turbo	CBFA		7561	27561	47561	9020	29020	4489	224489	4234489	4
	CCTA		7561	27561	47561	9020	29020	4489	224489	4234489	4

## JETTA

L4 2.0L 1984cc 121 CID	CBPA		1393	21393	41393	9013	29013	4489	224489	4234489	4
L5 2.5L 2480cc 151 CID	CBTA		7187	27187	47187	9186	29186	4489	224489	4234489	4
	CBUA		7187	27187	47187	9186	29186	4489	224489	4234489	4

N/A = Not Available N/R = Not Required N/S = Not Servicable For cabin air locator chart, see pages 5-12 See pages 13-16 for footnotes

1) ProSelect - Normal Driving - Traditional Change Intervals 2) NAPA Gold - Severe Driving - OE Recommended intervals 3) NAPA Platinum - Harsh Driving - OE Recommend Intervals

N/A = Non disponible N/R = Non nécessaire N/S = Non réparable Voir le tableau des filtres et d'habitacle aux pages 5-12 Voir pages 13-16 pour des notes

1) NAPA ProSelect et Argent - Conduite normale - Intervalles normaux de remplacement 2) NAPA Or - Conduite difficile - Intervalles recommandés par FEO 3) NAPA Platine - Conduite très difficile - Intervalles recommandés par FEO

N/A = No disponible N/R = No requerido N/S = No Servicable Para el aire de la cabina y tabla de localización de filtro, consulte las páginas 5-12 Ver las páginas 13-16 para las notas al pie de página

1) NAPA ProSelect y Plata - Manejo normal - Intervalles normales de cambio 2) NAPA Oro - Manejo difícil - Intervalles recomendados por el OEM 3) NAPA Platino - Manejo muy difícil - Intervalles recomendados por el OEM

Italicized Part Numbers May Not Be Available.

Las piezas con números en *italicas* pueden no estar disponibles.Les numéros de pièce en *italiques* peuvent ne pas être disponibles.P  
a  
s  
s  
C  
a  
r  
L  
i  
g  
h  
t  
T  
r  
u  
c  
k  
O  
i  
l  
-  
A  
i  
r  
-  
C  
a  
b  
i  
n



## VOLKSWAGEN 2013-2012

## Pass Car Light Truck - Oil - Air - Cabin

Year/Año/Année Model/Modelo/Modele Engine/Motor/Moteur	Eng. Code Código de motor Code moteur	VIN NIV NIV	GOLD Oil Aceite Huile	ProSelect Oil Aceite Huile	Platinum Oil Aceite Huile	GOLD Air Aire Air	ProSelect Air Aire Air	GOLD Cabin Air Cabina Aire Cabine Air	ProSelect Cabin Air Cabina Aire Cabine Air	Platinum Cabin Air Cabina Aire Cabine Air	Loc. Cabin Air Cabina Aire Cabine Air
--	---	-------------------	--------------------------------	-------------------------------------	------------------------------------	----------------------------	---------------------------------	--	---	--	--

## VOLKSWAGEN (Cont'd/Suite)

## 2013 (Cont'd/Suite)

## JETTA GLI

L4 2.0L 1984cc 121 CID Turbo	CBFA		7561 <sup>125</sup> 7083 <sup>32</sup>	27561 <sup>125</sup> 27083 <sup>32</sup>	47561 <sup>125</sup> N/A <sup>32</sup>	9020	29020	4489	224489	4234489	4
	CCTA		7561 <sup>125</sup> 7083 <sup>32</sup>	27561 <sup>125</sup> 27083 <sup>32</sup>	47561 <sup>125</sup> N/A <sup>32</sup>	9020	29020	4489	224489	4234489	4
	CPLA		7561 <sup>125</sup> 7083 <sup>32</sup>	27561 <sup>125</sup> 27083 <sup>32</sup>	47561 <sup>125</sup> N/A <sup>32</sup>	9020	29020	4489	224489	4234489	4
	CPPA		7561 <sup>125</sup> 7083 <sup>32</sup>	27561 <sup>125</sup> 27083 <sup>32</sup>	47561 <sup>125</sup> N/A <sup>32</sup>	9020	29020	4489	224489	4234489	4

## JETTA HYBRID

L4 1.4L 1395cc 85 CID Turbo Electric/Gas	CNLA		107503	N/A	N/A	200072	N/A	4489	224489	4234489	
---	------	--	--------	-----	-----	--------	-----	------	--------	---------	--

## JETTA TDI

L4 2.0L 1968cc 120 CID Turbo Diesel	CJAA		7083	27083	N/A	9020	29020	4489	224489	4234489	4
--	------	--	------	-------	-----	------	-------	------	--------	---------	---

## PASSAT

L5 2.5L 2480cc 151 CID	CBTA		7187	27187	47187	9186	29186	4489	224489	4234489	4
	CBUA		7187	27187	47187	9186	29186	4489	224489	4234489	4
V6 3.6L 3597cc 219 CID	CDVB		7462	27462	N/A	9122	N/A	4489	224489	4234489	4

## PASSAT TDI

L4 2.0L 1968cc 120 CID Turbo Diesel	CKRA		7262	27262	N/A	9020	29020	4489	224489	4234489	4
--	------	--	------	-------	-----	------	-------	------	--------	---------	---

## POLO

L4 1.2L 1197cc TSI Turbo (Mex.)			107494	N/A	N/A			N/A	N/A	N/A	
L4 1.4L 1390CC 85CID (Mex.)			107494	N/A	N/A	N/S	N/S	N/S	N/S	N/A	

## ROUTAN

V6 3.6L 3604cc 220 CID Flex	CJRA		7526	27526	47526	9737	29737	4479	224479	4234479	3
-----------------------------	------	--	------	-------	-------	------	-------	------	--------	---------	---

## SAVEIRO

L4 1.6L 1598cc (Mex.)			107203	N/A	N/A	206687	N/A	239037	N/A	N/A	
-----------------------	--	--	--------	-----	-----	--------	-----	--------	-----	-----	--

## TIGUAN

L4 1.4L 1390cc Turbo (Mex.)			107494	N/A	N/A	9020	29020	4489	224489	4234489	
L4 2.0L 1984cc 121 CID Turbo	CCTA		7561	27561	47561	9020	29020	4489	224489	4234489	4

## TOUAREG

V6 3.6L 3597cc 219 CID	CGRA		7462	27462	N/A	2859	22859	4631	224631	N/A	4
V8 4.2L 4163cc FSI (Mex.)			7330	27330	N/A	2859	22859	4631	224631	N/A	

## TOUAREG HYBRID

V6 3.0L 2995cc Super Charged Electric/Gas	CGFA		7204	27204	N/A	9920	N/A	4631	224631	N/A	4
--	------	--	------	-------	-----	------	-----	------	--------	-----	---

## TOUAREG TDI

V6 3.0L 2967cc 181 CID Turbo Diesel	CNRB		100008	N/A	N/A	2859	22859	4631	224631	N/A	4
--	------	--	--------	-----	-----	------	-------	------	--------	-----	---

## TRANSPORTER

L4 2.0L TDI 1968cc Turbo Diesel (Mex.)			7262	27262	N/A	209449	N/A	4631	224631	N/A	
---	--	--	------	-------	-----	--------	-----	------	--------	-----	--

## 2012

## AMAROK

L4 2.0L 1984cc Turbo (Mex.)			7561	27561	47561	9332	N/A	4631	224631	N/A	
L4 2.0L TDI 1968cc Turbo Diesel (Mex.)			7262	27262	N/A	9332	N/A	4631	224631	N/A	

## AMAROK TDI

L4 2.0L 1968cc Turbo Diesel (Mex.)			7561	27561	47561	N/A	N/A	4631	224631	N/A	
------------------------------------	--	--	------	-------	-------	-----	-----	------	--------	-----	--

N/A = Not Available N/R = Not Required N/S = Not Servicable For cabin air locator chart, see pages 5-12 See pages 13-16 for footnotes

1) ProSelect - Normal Driving - Traditional Change Intervals 2) NAPA Gold - Severe Driving - OE Recommended Intervals 3) NAPA Platinum - Harsh Driving - OE Recommend Intervals

N/A = Non disponible N/R = Non nécessaire N/S = Non réparable Voir le tableau des filtres et d'habitacle aux pages 5-12 Voir pages 13-16 pour des notes

1) NAPA ProSelect et Argent - Conduite normale - Intervalles normaux de remplacement 2) NAPA Or - Conduite difficile - Intervalles recommandés par FEO 3) NAPA Platine - Conduite très difficile - Intervalles recommandés par FEO

N/A = No disponible N/R = No requerido N/S = No Servicable Para el aire de la cabina y tabla de localización de filtro, consulte las páginas 5-12 Ver las páginas 13-16 para las notas al pie de página

1) NAPA ProSelect y Plata - Manejo normal - Intervalos normales de cambio 2) NAPA Oro - Manejo difícil - Intervalos recomendados por el OEM 3) NAPA Platino - Manejo muy difícil - Intervalos recomendados por el OEM

*Italicized Part Numbers May Not Be Available.*

Las piezas con números en *italicas* pueden no estar disponibles.  
Les numéros de pièce en *italiques* peuvent ne pas être disponibles.



## Pass Car Light Truck - Oil - Air - Cabin

VOLKSWAGEN 2012

Year/Año/Année Model/Modelo/Modele Engine/Motor/Moteur	Eng. Code Código de motor Code moteur	VIN NIV NIV	GOLD Oil Aceite Huile	ProSelect Oil Aceite Huile	Platinum Oil Aceite Huile	GOLD Air Aire Air	ProSelect Air Aire Air	GOLD Cabin Air Cabina Aire Cabine Air	ProSelect Cabin Air Cabina Aire Cabine Air	Platinum Cabin Air Cabina Aire Cabine Air	Loc. Cabin Air Cabina Aire Cabine Air
--	---	-------------------	--------------------------------	-------------------------------------	------------------------------------	----------------------------	---------------------------------	--	---	--	--

## VOLKSWAGEN (Cont'd/Suite)

2012 (Cont'd/Suite)

## BEETLE

L4 2.0L 1984cc 121 CID Turbo	CBFA		7561	27561	47561	9020	29020	4489	224489	4234489	4
	CCTA		7561	27561	47561	9020	29020	4489	224489	4234489	4
L5 2.5L 2480cc 151 CID	CBTA		7187	27187	47187	9186	29186	4489	224489	4234489	4
	CBUA		7187	27187	47187	9186	29186	4489	224489	4234489	4

## CC

L4 2.0L 1984cc 121 CID Turbo	CBFA		7561	27561	47561	9020	29020	4489	224489	4234489	4
	CCTA		7561	27561	47561	9020	29020	4489	224489	4234489	4
V6 3.6L 3597cc 219 CID	CNNA		7083	27083	N/A	9122	N/A	4489	224489	4234489	4

## CLASICO

L4 1.8L 1781cc (Mex.)			1393	21393	41393	9013	29013	N/A	N/A	N/A	
L4 2.0L 1984cc (Mex.)			1393	21393	41393	9013	29013	N/A	N/A	N/A	

## CRAFTER

L4 2.0L 1968cc Turbo Diesel (Mex.)			7210	27210	N/A	9876	29876	N/A	N/A	N/A	
L5 2.5L 2459CC 150CID (Mex.)			N/S	N/S	N/A	N/S	N/S	9366	N/A	N/A	

## CROSSFOX

L4 1.6L 1598cc (Mex.)			107203	N/A	N/A			N/A	N/A	N/A	
-----------------------	--	--	--------	-----	-----	--	--	-----	-----	-----	--

## EOS

L4 2.0L 1984cc 121 CID Turbo	CBFA		7561	27561	47561	9020	29020	4489	224489	4234489	4
	CCTA		7561	27561	47561	9020	29020	4489	224489	4234489	4

## GOL

L4 1.6L 1598cc (Mex.)			107203	N/A	N/A	206687	N/A	239037	N/A	N/A	
-----------------------	--	--	--------	-----	-----	--------	-----	--------	-----	-----	--

## GOLF

L4 2.0L 1984cc 121 CID Turbo (Mex.)	CBFA		7561	27561	47561	9020	29020	4489	224489	4234489	
L5 2.5L 2480cc 151 CID	CBTA		7187	27187	47187	9186	29186	4489	224489	4234489	4
	CBUA		7187	27187	47187	9186	29186	4489	224489	4234489	4

## GOLF R

L4 2.0L 1984cc 121 CID Turbo	CRZA		7561 Spin-on 7187 Cart.	27561 Spin-on 27187 Cart.	47561 Spin-on 47187 Cart.	9843	29843	4489	224489	4234489	4
------------------------------	------	--	----------------------------------	------------------------------------	------------------------------------	------	-------	------	--------	---------	---

## GOLF SPORTWAGEN

L5 2.5L 2480CC 151CID (Mex.)			7187	27187	47187	9186	29186	4489	224489	4234489	
------------------------------	--	--	------	-------	-------	------	-------	------	--------	---------	--

## GOLF TDI

L4 2.0L 1968cc 120 CID Turbo Diesel	CJAA		7083	27083	N/A	9020	29020	4489	224489	4234489	4
-------------------------------------	------	--	------	-------	-----	------	-------	------	--------	---------	---

## GTI

L4 2.0L 1984cc 121 CID Turbo	CBFA		7561	27561	47561	9020	29020	4489	224489	4234489	4
	CCTA		7561	27561	47561	9020	29020	4489	224489	4234489	4

## JETTA

L4 2.0L 1984cc 121 CID	CBPA		1393	21393	41393	9013	29013	4489	224489	4234489	4
L4 2.0L 1984cc 121 CID Turbo	CBFA					9020	29020	4489	224489	4234489	4
	CCTA		7561	27561	47561	9020	29020	4489	224489	4234489	4
L5 2.5L 2480cc 151 CID	CBTA		7187	27187	47187	9186	29186	4489	224489	4234489	4
	CBUA		7187	27187	47187	9186	29186	4489	224489	4234489	4

## JETTA TDI

L4 2.0L 1968cc 120 CID Turbo Diesel	CJAA		7083	27083	N/A	9020	29020	4489	224489	4234489	4
-------------------------------------	------	--	------	-------	-----	------	-------	------	--------	---------	---

## PASSAT

L4 2.0L 1968cc TDI Turbo Diesel (Mex.)	BUZ		7083	27083	N/A	9020	29020	4489	224489	4234489	
--	-----	--	------	-------	-----	------	-------	------	--------	---------	--

N/A = Not Available N/R = Not Required N/S = Not Servicable For cabin air locator chart, see pages 5-12 See pages 13-16 for footnotes

1) ProSelect - Normal Driving - Traditional Change Intervals 2) NAPA Gold - Severe Driving - OE Recommended intervals 3) NAPA Platinum - Harsh Driving - OE Recommend Intervals

N/A = Non disponible N/R = Non nécessaire N/S = Non réparable Voir le tableau des filtres et d'habitacle aux pages 5-12 Voir pages 13-16 pour des notes

1) NAPA ProSelect et Argent - Conduite normale - Intervalles normaux de remplacement 2) NAPA Or - Conduite difficile - Intervalles recommandés par FEO 3) NAPA Platine - Conduite très difficile - Intervalles recommandés par FEO

N/A = No disponible N/R = No requerido N/S = No Servicable Para el aire de la cabina y tabla de localización de filtro, consulte las páginas 5-12 Ver las páginas 13-16 para las notas al pie de página

1) NAPA ProSelect y Plata - Manejo normal - Intervalles normales de cambio 2) NAPA Oro - Manejo difícil - Intervalles recomendados por el OEM 3) NAPA Platino - Manejo muy difícil - Intervalles recomendados por el OEM

Italicized Part Numbers May Not Be Available.

Las piezas con números en *italicas* pueden no estar disponibles.Les numéros de pièce en *italiques* peuvent ne pas être disponibles.

Pass Car Light Truck Oil - Air - Cabin



## VOLKSWAGEN 2012-2011

## Pass Car Light Truck - Oil - Air - Cabin

Year/Año/Année Model/Modelo/Modele Engine/Motor/Moteur	Eng. Code Código de motor Code moteur	VIN NIV NIV	GOLD Oil Aceite Huile	ProSelect Oil Aceite Huile	Platinum Oil Aceite Huile	GOLD Air Aire Air	ProSelect Air Aire Air	GOLD Cabin Air Cabina Aire Cabine Air	ProSelect Cabin Air Cabina Aire Cabine Air	Platinum Cabin Air Cabina Aire Cabine Air	Loc. Cabin Air Cabina Aire Cabine Air
--	---	-------------------	--------------------------------	-------------------------------------	------------------------------------	----------------------------	---------------------------------	--	---	--	--

## VOLKSWAGEN (Cont'd/Suite)

## 2012 (Cont'd/Suite)

## PASSAT (Cont'd/Suite)

L5 2.5L 2480cc 151 CID	CBTA		7187	27187	47187	9186	29186	4489	224489	4234489	4
	CBUA		7187	27187	47187	9186	29186	4489	224489	4234489	4
V6 3.6L 3597cc 219 CID	CDVB		7462	27462	N/A	9122	N/A	4489	224489	4234489	4

## PASSAT TDI

L4 2.0L 1968cc 120 CID Turbo Diesel	CKRA		7262	27262	N/A	9020	29020	4489	224489	4234489	4
-------------------------------------	------	--	------	-------	-----	------	-------	------	--------	---------	---

## ROUTAN

V6 3.6L 3604cc 220 CID Flex	CJRA		7526	27526 <sup>no</sup>	47526	9737	29737	4479	224479	4234479	3
-----------------------------	------	--	------	---------------------	-------	------	-------	------	--------	---------	---

## SAVEIRO

L4 1.6L 1598cc (Mex.)			107203	N/A	N/A	206687	N/A	239037	N/A	N/A	
-----------------------	--	--	--------	-----	-----	--------	-----	--------	-----	-----	--

## TIUAN

L4 2.0L 1984cc 121 CID Turbo	CCTA		7561	27561	47561	9020	29020	4489	224489	4234489	4
------------------------------	------	--	------	-------	-------	------	-------	------	--------	---------	---

## TOUAREG

V6 3.6L 3597cc 219 CID	CGRA		7462	27462	N/A	2859	22859	4631	224631	N/A	4
V8 4.2L 4163cc FSI (Mex.)			7330	27330	N/A	2859	22859	4631	224631	N/A	

## TOUAREG HYBRID

V6 3.0L 2995cc Super Charged Electric/Gas	CGFA		7204	27204	N/A	9920	N/A	4631	224631	N/A	4
---	------	--	------	-------	-----	------	-----	------	--------	-----	---

## TOUAREG TDI

V6 3.0L 2967cc 181 CID Turbo Diesel	CATA		7161	N/A	N/A	2859	22859	4631	224631	N/A	4
-------------------------------------	------	--	------	-----	-----	------	-------	------	--------	-----	---

## TRANSPORTER

L4 2.0L TDI 1968cc Turbo Diesel (Mex.)			7262	27262	N/A	209449	N/A	4631	224631	N/A	
--	--	--	------	-------	-----	--------	-----	------	--------	-----	--

## 2011

## AMAROK

L4 2.0L 1984cc Turbo (Mex.)			7561	27561	47561	9332	N/A	4631	224631	N/A	
L4 2.0L TDI 1968cc Turbo Diesel (Mex.)			7262	27262	N/A	9332	N/A	4631	224631	N/A	

## AMAROK TDI

L4 2.0L 1968cc Turbo Diesel (Mex.)			7561	27561	47561	N/A	N/A	4631	224631	N/A	
------------------------------------	--	--	------	-------	-------	-----	-----	------	--------	-----	--

## BEETLE

L4 2.0L 1984cc (Mex.)	CCZA		7561	27561	47561	9020	29020	4489	224489	4234489	
L4 2.0L 1984cc 121 CID Turbo (Mex.)	CBFA		7561	27561	47561	9020	29020	4489	224489	4234489	
	CCTA		7561	27561	47561	9020	29020	4489	224489	4234489	
L5 2.5L 2480cc (Mex.)			7187	27187	47187	9186	29186	4489	224489	4234489	

## BORA

L4 2.0L 1984cc Turbo (Mex.)			7187	27187	47187	9013	29013	4489	224489	4234489	
-----------------------------	--	--	------	-------	-------	------	-------	------	--------	---------	--

## CC

L4 2.0L 1984cc 121 CID Turbo	CBFA		7561	27561	47561	9020	29020	4489	224489	4234489	4
	CCTA		7561	27561	47561	9020	29020	4489	224489	4234489	4
V6 3.6L 3597cc 219 CID	BLV		7083	27083	N/A	9122	N/A	4489	224489	4234489	4

## CLASICO

L4 1.8L 1781cc (Mex.)			1393	21393	41393	9013	29013	N/A	N/A	N/A	
L4 2.0L 1984cc (Mex.)			1393	21393	41393	9013	29013	N/A	N/A	N/A	

## CRAFTER

2.5TDI (Mex.)			7210	27210	N/A	9876	29876	9366	N/A	N/A	
L4 2.0L 1968cc Turbo Diesel (Mex.)			7210	27210	N/A	9876	29876	N/A	N/A	N/A	

N/A = Not Available N/R = Not Required N/S = Not Servicable For cabin air locator chart, see pages 5-12 See pages 13-16 for footnotes

1) ProSelect - Normal Driving - Traditional Change Intervals 2) NAPA Gold - Severe Driving - OE Recommended Intervals 3) NAPA Platinum - Harsh Driving - OE Recommend Intervals

N/A = Non disponible N/R = Non nécessaire N/S = Non réparable Voir le tableau des filtres et d'habitacle aux pages 5-12 Voir pages 13-16 pour des notes

1) NAPA ProSelect et Argent - Conduite normale - Intervalles normaux de remplacement 2) NAPA Or - Conduite difficile - Intervalles recommandés par FEO 3) NAPA Platine - Conduite très difficile - Intervalles recommandés par FEO

N/A = No disponible N/R = No requerido N/S = No Servicable Para el aire de la cabina y tabla de localización de filtro, consulte las páginas 5-12 Ver las páginas 13-16 para las notas al pie de página

1) NAPA ProSelect y Plata - Manejo normal - Intervalos normales de cambio 2) NAPA Oro - Manejo difícil - Intervalos recomendados por el OEM 3) NAPA Platino - Manejo muy difícil - Intervalos recomendados por el OEM

*Italicized Part Numbers May Not Be Available.*

Las piezas con números en *italicas* pueden no estar disponibles.  
Les numéros de pièce en *italiques* peuvent ne pas être disponibles.



Pass Car Light Truck - Oil - Air - Cabin

VOLKSWAGEN 2011

Year/Año/Année Model/Modelo/Modèle Engine/Motor/Moteur	Eng. Code Código de motor Code moteur	VIN NIV NIV	GOLD Oil Aceite Huile	ProSelect Oil Aceite Huile	Platinum Oil Aceite Huile	GOLD Air Aire Air	ProSelect Air Aire Air	GOLD Cabin Air Cabina Aire Cabine Air	ProSelect Cabin Air Cabina Aire Cabine Air	Platinum Cabin Air Cabina Aire Cabine Air	Loc. Cabin Air Cabina Aire Cabine Air
--	---	-------------------	--------------------------------	-------------------------------------	------------------------------------	----------------------------	---------------------------------	--	---	--	--

VOLKSWAGEN (Cont'd/Suite)

2011 (Cont'd/Suite)

CROSSFOX

L4 1.6L 1598cc (Mex.)			107203	N/A	N/A			N/A	N/A	N/A	
-----------------------	--	--	--------	-----	-----	--	--	-----	-----	-----	--

EOS

L4 2.0L 1984cc 121 CID Turbo	CBFA		7561	27561	47561	9020	29020	4489	224489	4234489	4
	CCTA		7561	27561	47561	9020	29020	4489	224489	4234489	4

GOL

L4 1.6L 1598cc (Mex.)			107203	N/A	N/A	206687	N/A	239037	N/A	N/A	
-----------------------	--	--	--------	-----	-----	--------	-----	--------	-----	-----	--

GOLF

L4 2.0L 1984cc 121 CID Turbo (Mex.)	CBFA		7561	27561	47561	9020	29020	4489	224489	4234489	
L5 2.5L 2480cc 151 CID	CBTA		7187	27187	47187	9186	29186	4489	224489	4234489	4
	CBUA		7187	27187	47187	9186	29186	4489	224489	4234489	4

GOLF SPORTWAGEN

L5 2.5L 2480CC 151CID (Mex.)			7187	27187	47187	9186	29186	4489	224489	4234489	
------------------------------	--	--	------	-------	-------	------	-------	------	--------	---------	--

GOLF TDI

L4 2.0L 1968cc 120 CID Turbo Diesel	CJAA		7083	27083	N/A	9020	29020	4489	224489	4234489	4
-------------------------------------	------	--	------	-------	-----	------	-------	------	--------	---------	---

GTI

L4 2.0L 1984cc 121 CID Turbo	CBFA		7561	27561	47561	9020	29020	4489	224489	4234489	4
	CCTA		7561	27561	47561	9020	29020	4489	224489	4234489	4

JETTA

L4 2.0L 1984cc 121 CID	CBPA		1393	21393	41393	9013	29013	4489	224489	4234489	4
L4 2.0L 1984cc 121 CID Turbo	BPY		7561	27561	47561	9020	29020	4489	224489	4234489	4
L5 2.5L 2480cc 151 CID	CBTA		7187	27187	47187	9186	29186	4489	224489	4234489	4
	CBUA		7187	27187	47187	9186	29186	4489	224489	4234489	4

JETTA TDI

L4 2.0L 1968cc 120 CID Turbo Diesel	CJAA		7083	27083	N/A	9020	29020	4489	224489	4234489	4
-------------------------------------	------	--	------	-------	-----	------	-------	------	--------	---------	---

PASSAT

L4 2.0L 1984cc 121 CID Turbo	CBFA		7561	27561	47561	9020	29020	4489	224489	4234489	4
V6 3.6L 3597cc	BWS		7462	27462	N/A	9122	N/A	4489	224489	4234489	
V6 3.6L 3597cc (Mex.)	BWS		7462	27462	N/A	9122	N/A	4489	224489	4234489	

ROUTAN

V6 3.6L 3604cc 220 CID Flex	CJRA		7526	27526 <sup>70</sup>	47526	9737	29737	4479	224479	4234479	3
-----------------------------	------	--	------	---------------------	-------	------	-------	------	--------	---------	---

SAVEIRO

L4 1.6L 1598cc (Mex.)			107203	N/A	N/A	206687	N/A	239037	N/A	N/A	
-----------------------	--	--	--------	-----	-----	--------	-----	--------	-----	-----	--

TIGUAN

L4 2.0L 1984cc 121 CID Turbo	CCTA		7561	27561	47561	9020	29020	4489	224489	4234489	4
------------------------------	------	--	------	-------	-------	------	-------	------	--------	---------	---

TOUAREG

V6 3.6L 3597cc 219 CID	CGRA		1212	21212	N/A	2859	22859	4631	224631	N/A	4
V8 4.2L 4163CC 254CID (Mex.)			7330	27330	N/A	2859	22859	4631	224631	N/A	

TOUAREG HYBRID

V6 3.0L 2995cc Super Charged Electric/Gas	CGFA		7204	27204	N/A	9920	N/A	4631	224631	N/A	4
---	------	--	------	-------	-----	------	-----	------	--------	-----	---

TOUAREG TDI

V6 3.0L 2967cc 181 CID Turbo Diesel	CATA		7161	N/A	N/A	2859	22859	4631	224631	N/A	4
-------------------------------------	------	--	------	-----	-----	------	-------	------	--------	-----	---

TRANSPORTER

L4 2.0L 1968cc (Mex.)			7083	27083	N/A	209449	N/A	N/A	N/A	N/A	
L4 2.0L TDI 1968cc Turbo Diesel (Mex.)			7262	27262	N/A	209449	N/A	4631	224631	N/A	

N/A = Not Available N/R = Not Required N/S = Not Servicable For cabin air locator chart, see pages 5-12 See pages 13-16 for footnotes

1) ProSelect - Normal Driving - Traditional Change Intervals 2) NAPA Gold - Severe Driving - OE Recommended intervals 3) NAPA Platinum - Harsh Driving - OE Recommend Intervals

N/A = Non disponible N/R = Non nécessaire N/S = Non réparable Voir le tableau des filtres et d'habitacle aux pages 5-12 Voir pages 13-16 pour des notes

1) NAPA ProSelect et Argent - Conduite normale - Intervalles normaux de remplacement 2) NAPA Or - Conduite difficile - Intervalles recommandés par FEO 3) NAPA Platine - Conduite très difficile - Intervalles recommandés par FEO

N/A = No disponible N/R = No requerido N/S = No Servicable Para el aire de la cabina y tabla de localización de filtro, consulte las páginas 5-12 Ver las páginas 13-16 para las notas al pie de página

1) NAPA ProSelect y Plata - Manejo normal - Intervalos normales de cambio 2) NAPA Oro - Manejo difícil - Intervalos recomendados por el OEM 3) NAPA Platino - Manejo muy difícil - Intervalos recomendados por el OEM

*Italicized Part Numbers May Not Be Available.*

Las piezas con números en *italicas* pueden no estar disponibles.

Les numéros de pièce en *italiques* peuvent ne pas être disponibles.

P  
a  
s  
s  
C  
a  
r  
L  
i  
g  
h  
t  
T  
r  
u  
c  
k  
O  
i  
l  
-  
A  
i  
r  
-  
C  
a  
b  
i  
n



## VOLKSWAGEN 2010

## Pass Car Light Truck - Oil - Air - Cabin

Year/Año/Année Model/Modelo/Modele Engine/Motor/Moteur	Eng. Code Código de motor Code moteur	VIN NIV NIV	GOLD Oil Aceite Huile	ProSelect Oil Aceite Huile	Platinum Oil Aceite Huile	GOLD Air Aire Air	ProSelect Air Aire Air	GOLD Cabin Air Cabina Aire Cabine Air	ProSelect Cabin Air Cabina Aire Cabine Air	Platinum Cabin Air Cabina Aire Cabine Air	Loc. Cabin Air Cabina Aire Cabine Air
--	---	-------------------	--------------------------------	-------------------------------------	------------------------------------	----------------------------	---------------------------------	--	---	--	--

## VOLKSWAGEN (Cont'd/Suite)

2010

## AMAROK

L4 2.0L 1968cc Turbo Diesel (Mex.)			7262	27262	N/A	9332	N/A	4631	224631	N/A	
------------------------------------	--	--	------	-------	-----	------	-----	------	--------	-----	--

## AMAROK TDI

L4 2.0L 1968cc Turbo Diesel (Mex.)			7561	27561	47561	N/A	N/A	4631	224631	N/A	
------------------------------------	--	--	------	-------	-------	-----	-----	------	--------	-----	--

## BEETLE

L4 2.0L 1984cc (Mex.)			1393	21393	41393	2472	22472	4322	224322	N/A	
L5 2.5L 2480cc 151 CID	BPR		7187	27187	47187	2472	22472	4322 <sup>7B</sup>	224322 <sup>7B</sup>	N/A <sup>7B</sup>	1
	BPS		7187	27187	47187	2472	22472	4322 <sup>7B</sup>	224322 <sup>7B</sup>	N/A <sup>7B</sup>	1

## BORA

L4 1.9L 1896cc Turbo Diesel (Mex.)	BXE		7083	27083	N/A	9020	29020	4489	224489	4234489	
L4 2.0L 1984cc (Mex.)	BBY		7187	27187	47187	9843	29843	N/A	N/A	N/A	
L5 2.5L 2480cc (Mex.)			7187	27187	47187	9186	29186	4489	224489	4234489	

## CC

L4 2.0L 1984cc 121 CID Turbo	CBFA		7561	27561	47561	9020	29020	4489	224489	4234489	4
	CCTA		7561	27561	47561	9020	29020	4489	224489	4234489	4
V6 3.6L 3597cc 219 CID	BLV		7083	27083	N/A	9122	N/A	4489	224489	4234489	4

## CITY GOLF

L4 2.0L 1984cc	BEV		1393	21393	41393	2472	22472	4489	224489	4234489	
----------------	-----	--	------	-------	-------	------	-------	------	--------	---------	--

## CRAFTER

2.5TDI (Mex.)			7210	27210	N/A	9876	29876	9366	N/A	N/A	
L4 2.0L 1968cc Turbo Diesel (Mex.)			7210	27210	N/A	9876	29876	N/A	N/A	N/A	

## CROSSFOX

L4 1.6L 1598cc (Mex.)			107203	N/A	N/A			N/A	N/A	N/A	
-----------------------	--	--	--------	-----	-----	--	--	-----	-----	-----	--

## EOS

L4 2.0L 1984cc 121 CID Turbo	CBFA		7561	27561	47561	9020	29020	4489	224489	4234489	4
	CCTA		7561	27561	47561	9020	29020	4489	224489	4234489	4

## GLI

L4 2.0L 1984cc Turbo (Mex.)			7187	27187	47187	9020	29020	4489	224489	4234489	
-----------------------------	--	--	------	-------	-------	------	-------	------	--------	---------	--

## GOL

L4 1.6L 1598cc (Mex.)			107203	N/A	N/A	206687	N/A	239037	N/A	N/A	
-----------------------	--	--	--------	-----	-----	--------	-----	--------	-----	-----	--

## GOLF

L4 1.8L 1781cc (Mex.)	AUQ		1393	21393	41393	2472	22472	4322	224322	N/A	
L4 2.0L 1984cc 121 CID Turbo (Mex.)	CBFA		7561	27561	47561	9020	29020	4489	224489	4234489	
L5 2.5L 2480cc 151 CID	CBTA		7187	27187	47187	9186	29186	4489	224489	4234489	4
	CBUA		7187	27187	47187	9186	29186	4489	224489	4234489	4

## GOLF SPORTWAGEN

L5 2.5L 2480CC 151CID (Mex.)			7187	27187	47187	9186	29186	4489	224489	4234489	
------------------------------	--	--	------	-------	-------	------	-------	------	--------	---------	--

## GOLF TDI

L4 2.0L 1968cc 120 CID Turbo Diesel	CJAA		7083	27083	N/A	9020	29020	4489	224489	4234489	4
-------------------------------------	------	--	------	-------	-----	------	-------	------	--------	---------	---

## GTI

L4 2.0L 1984cc 121 CID Turbo	CBFA		7561	27561	47561	9020	29020	4489	224489	4234489	4
	CCTA		7561	27561	47561	9020	29020	4489	224489	4234489	4
L4 2.0L 1984cc 121 CID Turbo (Mex.)	CBFA		7561	27561	47561	9020	29020	4489	224489	4234489	4
	CCTA		7561	27561	47561	9020	29020	4489	224489	4234489	4

## JETTA

L4 1.8L 1781CC 109CID (Mex.)			N/S	N/S	N/A	N/S	N/S	4489	224489	4234489	
L4 1.9L 1896cc Diesel (Mex.)			7083	27083	N/A	9122	N/A	4489	224489	4234489	

N/A = Not Available N/R = Not Required N/S = Not Servicable For cabin air locator chart, see pages 5-12 See pages 13-16 for footnotes

1) ProSelect - Normal Driving - Traditional Change Intervals 2) NAPA Gold - Severe Driving - OE Recommended intervals 3) NAPA Platinum - Harsh Driving - OE Recommend Intervals

N/A = Non disponible N/R = Non nécessaire N/S = Non réparable Voir le tableau des filtres et d'habitacle aux pages 5-12 Voir pages 13-16 pour des notes

1) NAPA ProSelect et Argent - Conduite normale - Intervalles normaux de remplacement 2) NAPA Or - Conduite difficile - Intervalles recommandés par FEO 3) NAPA Platine - Conduite très difficile - Intervalles recommandés par FEO

N/A = No disponible N/R = No requerido N/S = No Servicable Para el aire de la cabina y tabla de localización de filtro, consulte las páginas 5-12 Ver las páginas 13-16 para las notas al pie de página

1) NAPA ProSelect y Plata - Manejo normal - Intervalos normales de cambio 2) NAPA Oro - Manejo difícil - Intervalos recomendados por el OEM 3) NAPA Platino - Manejo muy difícil - Intervalos recomendados por el OEM

Italicized Part Numbers May Not Be Available.

Las piezas con números en *italicas* pueden no estar disponibles.  
Les numéros de pièce en *italiques* peuvent ne pas être disponibles.





## Pass Car Light Truck - Oil - Air - Cabin

## VOLKSWAGEN 2010-2009

Year/Año/Année Model/Modelo/Modele Engine/Motor/Moteur	Eng. Code Código de motor Code moteur	VIN NIV NIV	GOLD Oil Aceite Huile	ProSelect Oil Aceite Huile	Platinum Oil Aceite Huile	GOLD Air Aire Air	ProSelect Air Aire Air	GOLD Cabin Air Cabina Aire Cabine Air	ProSelect Cabin Air Cabina Aire Cabine Air	Platinum Cabin Air Cabina Aire Cabine Air	Loc. Cabin Air Cabina Aire Cabine Air
--	---	-------------------	--------------------------------	-------------------------------------	------------------------------------	----------------------------	---------------------------------	--	---	--	--

## VOLKSWAGEN (Cont'd/Suite)

## 2010 (Cont'd/Suite)

## JETTA (Cont'd/Suite)

L4 1.9L 1896cc Turbo Diesel (Mex.)			7083	27083	N/A	9020	29020	4489	224489	4234489	
L4 2.0L 1968cc Turbo Diesel	CFFB		7262	27262	N/A	9020	29020	4489	224489	4234489	
L4 2.0L 1968cc Turbo Diesel (Mex.)	CFFB		7262	27262	N/A	9020	29020	4489	224489	4234489	
L4 2.0L 1984cc	CBPA		1393	21393	41393	9013	29013	4489	224489	4234489	
	CCZA		7561	27561	47561	9020	29020	4489	224489	4234489	
L4 2.0L 1984cc 121 CID	EA113		1393	21393	41393	2472	22472	4489	224489	4234489	
L4 2.0L 1984cc 121 CID Turbo	CBFA		7561	27561	47561	9020	29020	4489	224489	4234489	4
	CCTA		7561	27561	47561	9020	29020	4489	224489	4234489	4
L5 2.5L 2480cc 151 CID			7187	27187	47187	9186	29186	4489	224489	4234489	
	CBTA		7187	27187	47187	9186	29186	4489	224489	4234489	4
	CBUA		7187	27187	47187	9186	29186	4489	224489	4234489	4

## JETTA TDI

L4 2.0L 1968cc 120 CID Turbo Diesel	CJAA		7083	27083	N/A	9020	29020	4489	224489	4234489	4
-------------------------------------	------	--	------	-------	-----	------	-------	------	--------	---------	---

## LUPO

L4 1.6L 1598cc (Mex.)			107203	N/A	N/A			N/A	N/A	N/A	
-----------------------	--	--	--------	-----	-----	--	--	-----	-----	-----	--

## NEW BEETLE

L4 1.4L 1390cc (Mex.)	BCA		107203	N/A	N/A			4322	224322	N/A	
L4 1.6L 1588cc (Mex.)	AYD		1393	21393	41393	2472	22472	4322	224322	N/A	
L4 1.8L 1781cc (Mex.)			1393	21393	41393	2472	22472	4322	224322	N/A	
L4 2.0L 1984cc (Mex.)	AVH		1393	21393	41393	2472	22472	4322	224322	N/A	

## PASSAT

L4 2.0L 1984cc (Mex.)	BLR		7187	27187	47187	9013	29013	4489	224489	4234489	
L4 2.0L 1984cc 121 CID Turbo	CBFA		7561	27561	47561	9020	29020	4489	224489	4234489	4
	CCTA		7561	27561	47561	9020	29020	4489	224489	4234489	4
V6 3.6L 3597cc	BLV	U	7083	27083	N/A	9122	N/A	4489	224489	4234489	4

## POINTER TRUCK

L4 1.8L 1781CC 109CID (Mex.)			1393	21393	41393	2827	N/A	N/S	N/S	N/A	
------------------------------	--	--	------	-------	-------	------	-----	-----	-----	-----	--

## ROUTAN

V6 3.8L 3778cc 231 CID	CGUA	1	1348 <sup>53</sup>	21348 <sup>70</sup>	41348	2389	22389	4479	224479	4234479	3
V6 4.0L 3952cc 241 CID	CGVA	X	7060 <sup>53</sup>	27060 <sup>70</sup>	47060	2389	22389	4479	224479	4234479	3

## SAVEIRO

L4 1.6L 1598cc (Mex.)			107203	N/A	N/A	206687	N/A	239037	N/A	N/A	
-----------------------	--	--	--------	-----	-----	--------	-----	--------	-----	-----	--

## SPORT VAN

L4 1.6L 1598cc (Mex.)			107203	N/A	N/A			N/A	N/A	N/A	
-----------------------	--	--	--------	-----	-----	--	--	-----	-----	-----	--

## TIGUAN

L4 2.0L 1984cc 121 CID Turbo	CCTA		7561	27561	47561	9020	29020	4489	224489	4234489	4
------------------------------	------	--	------	-------	-------	------	-------	------	--------	---------	---

## TOUAREG

V6 3.6L 3597cc 219 CID	BHK		1212	21212	N/A	2859	22859	4631	224631	N/A	4
V8 4.2L 4163cc	BAR		7330	27330	N/A	2859	22859	4631	224631	N/A	4

## TOUAREG TDI

V6 3.0L 2967cc 181 CID Turbo Diesel	CATA		7161	N/A	N/A	2859	22859	4631	224631	N/A	4
-------------------------------------	------	--	------	-----	-----	------	-------	------	--------	-----	---

## TRANSPORTER

L4 2.0L TDI 1968cc Turbo Diesel (Mex.)			7262	27262	N/A	209449	N/A	4631	224631	N/A	
--	--	--	------	-------	-----	--------	-----	------	--------	-----	--

## 2009

## BEETLE

L4 2.0L 1984cc (Mex.)			1393	21393	41393	2472	22472	4322	224322	N/A	
L5 2.5L 2480cc 151 CID	BPR		7187	27187	47187	2472	22472	4322 <sup>78</sup>	224322 <sup>78</sup>	N/A <sup>78</sup>	1

N/A = Not Available N/R = Not Required N/S = Not Servicable For cabin air locator chart, see pages 5-12 See pages 13-16 for footnotes

1) ProSelect - Normal Driving - Traditional Change Intervals 2) NAPA Gold - Severe Driving - OE Recommended intervals 3) NAPA Platinum - Harsh Driving - OE Recommend Intervals

N/A = Non disponible N/R = Non nécessaire N/S = Non réparable Voir le tableau des filtres et d'habitacle aux pages 5-12 Voir pages 13-16 pour des notes

1) NAPA ProSelect et Argent - Conduite normale - Intervalles normaux de remplacement 2) NAPA Or - Conduite difficile - Intervalles recommandés par FEO 3) NAPA Platine - Conduite très difficile - Intervalles recommandés par FEO

N/A = No disponible N/R = No requerido N/S = No Servicable Para el aire de la cabina y tabla de localización de filtro, consulte las páginas 5-12 Ver las páginas 13-16 para las notas al pie de página

1) NAPA ProSelect y Plata - Manejo normal - Intervalles normales de cambio 2) NAPA Oro - Manejo difícil - Intervalles recomendados por el OEM 3) NAPA Platino - Manejo muy difícil - Intervalles recomendados por el OEM

*Italicized Part Numbers May Not Be Available.*

Las piezas con números en *italicas* pueden no estar disponibles.

Les numéros de pièce en *italiques* peuvent ne pas être disponibles.

P  
a  
s  
s  
C  
a  
r  
L  
i  
g  
h  
t  
T  
r  
u  
c  
k  
O  
i  
l  
-  
A  
i  
r  
-  
C  
a  
b  
i  
n



Year/Año/Année Model/Modelo/Modele Engine/Motor/Moteur	Eng. Code Código de motor Code moteur	VIN NIV NIV	GOLD Oil Aceite Huile	ProSelect Oil Aceite Huile	Platinum Oil Aceite Huile	GOLD Air Aire Air	ProSelect Air Aire Air	GOLD Cabin Air Cabina Aire Cabine Air	ProSelect Cabin Air Cabina Aire Cabine Air	Platinum Cabin Air Cabina Aire Cabine Air	Loc. Cabin Air Cabina Aire Cabine Air
--	---	-------------------	--------------------------------	-------------------------------------	------------------------------------	----------------------------	---------------------------------	--	---	--	--

## VOLKSWAGEN (Cont'd/Suite)

2009 (Cont'd/Suite)

## BEETLE (Cont'd/Suite)

L5 2.5L 2480cc 151 CID	BPS		7187	27187	47187	2472	22472	4322 <sup>78</sup>	224322 <sup>78</sup>	N/A <sup>78</sup>	1
------------------------	-----	--	------	-------	-------	------	-------	--------------------	----------------------	-------------------	---

## BORA

L4 1.9L 1896cc Turbo Diesel (Mex.)	BXE		7083	27083	N/A	9020	29020	4489	224489	4234489	
L4 2.0L 1984cc (Mex.)	BWA		7187	27187	47187	9843	29843	N/A	N/A	N/A	
L5 2.5L 2480cc (Mex.)			7187	27187	47187	9186	29186	4489	224489	4234489	

## CC

L4 2.0L 1984cc 121 CID Turbo	CCTA		7561	27561	47561	9020	29020	4489	224489	4234489	4
V6 3.6L 3597cc 219 CID	BLV		7083	27083	N/A	9122	N/A	4489	224489	4234489	4

## CITY GOLF

L4 2.0L 1984cc	BEV		1393	21393	41393	2472	22472	4489	224489	4234489	
----------------	-----	--	------	-------	-------	------	-------	------	--------	---------	--

## CITY JETTA

L4 2.0L 1984cc	BEV		1393	21393	41393	2472	22472	4489	224489	4234489	
----------------	-----	--	------	-------	-------	------	-------	------	--------	---------	--

## CRAFTER

2.5TDI (Mex.)			7210	27210	N/A	9876	29876	9366	N/A	N/A	
L4 2.0L 1968cc Turbo Diesel (Mex.)			7210	27210	N/A	9876	29876	N/A	N/A	N/A	

## CROSSFOX

L4 1.6L 1598cc (Mex.)			107203	N/A	N/A			N/A	N/A	N/A	
-----------------------	--	--	--------	-----	-----	--	--	-----	-----	-----	--

## DERBY

L4 1.6L 1588cc (Mex.)			1516	21516	41516			N/A	N/A	N/A	
L4 1.8L 1781cc (Mex.)			1516 <sup>53</sup>	21516 <sup>70</sup>	41516			N/A	N/A	N/A	
L4 1.9L 1896cc Turbo Diesel (Mex.)			7210	27210	N/A			N/A	N/A	N/A	

## EOS

L4 2.0L 1984cc 121 CID Turbo	BPY		7187	27187	47187	9843	29843	4489	224489	4234489	6
	CBFA		7561	27561	47561	9020	29020	4489	224489	4234489	4
	CCTA		7561	27561	47561	9020	29020	4489	224489	4234489	4

## EUROVAN

L4 1.9L 1896cc Turbo Diesel (Mex.)			7083	27083	N/A			N/A	N/A	N/A	
------------------------------------	--	--	------	-------	-----	--	--	-----	-----	-----	--

## GLI

L4 2.0L 1984cc Turbo (Mex.)						9122	N/A	N/A	N/A	N/A	
-----------------------------	--	--	--	--	--	------	-----	-----	-----	-----	--

## GOL

L4 1.6L 1598cc (Mex.)			107203	N/A	N/A	206687	N/A	239037	N/A	N/A	
-----------------------	--	--	--------	-----	-----	--------	-----	--------	-----	-----	--

## GOLF

L4 1.8L 1781cc (Mex.)	AUQ		1393	21393	41393	2472	22472	4322	224322	N/A	
L4 1.8L 1781cc Turbo (Mex.)			1393	21393	41393	2472	22472	N/A	N/A	N/A	
L4 2.0L 1984cc	CCZB		7561	27561	47561	9020	29020	4489	224489	4234489	
L4 2.0L 1984cc (Mex.)	CCZB		7561	27561	47561	9020	29020	4489	224489	4234489	
V6 2.8L 2792cc (Mex.)	AQP					2472	22472	4322	224322	N/A	

## GTI

L4 2.0L 1984cc 121 CID Turbo	CBFA		7561	27561	47561	9020	29020	4489	224489	4234489	4
	CCTA		7561	27561	47561	9020	29020	4489	224489	4234489	4

## JETTA

L4 1.9L 1896 cc Diesel (Mex.)			7083	27083	N/A	9020	29020	4489	224489	4234489	
L4 2.0L 1984cc 121 CID Turbo	BPY		7187	27187	47187	9843	29843	4489	224489	4234489	4
	CBFA		7561	27561	47561	9020	29020	4489	224489	4234489	4
	CCTA		7561	27561	47561	9020	29020	4489	224489	4234489	4
L5 2.5L 2480cc 151 CID	CBTA		7187	27187	47187	9186	29186	4489	224489	4234489	4
	CBUA		7187	27187	47187	9186	29186	4489	224489	4234489	4

## JETTA TDI

L4 2.0L 1968cc 120 CID Turbo Diesel	CBEA		7083	27083	N/A	9020	29020	4489	224489	4234489	4
-------------------------------------	------	--	------	-------	-----	------	-------	------	--------	---------	---

N/A = Not Available N/R = Not Required N/S = Not Servicable For cabin air locator chart, see pages 5-12 See pages 13-16 for footnotes

1) ProSelect - Normal Driving - Traditional Change Intervals 2) NAPA Gold - Severe Driving - OE Recommended intervals 3) NAPA Platinum - Harsh Driving - OE Recommend Intervals

N/A = Non disponible N/R = Non nécessaire N/S = Non réparable Voir le tableau des filtres et d'habillage aux pages 5-12 Voir pages 13-16 pour des notes

1) NAPA ProSelect et Argent - Conduite normale - Intervalles normaux de remplacement 2) NAPA Or - Conduite difficile - Intervalles recommandés par FEO 3) NAPA Platine - Conduite très difficile - Intervalles recommandés par FEO

N/A = No disponible N/R = No requerido N/S = No Servicable Para el aire de la cabina y tabla de localización de filtro, consulte las páginas 5-12 Ver las páginas 13-16 para las notas al pie de página

1) NAPA ProSelect y Plata - Manejo normal - Intervalos normales de cambio 2) NAPA Oro - Manejo difícil - Intervalos recomendados por el OEM 3) NAPA Platino - Manejo muy difícil - Intervalos recomendados por el OEM

*Italicized Part Numbers May Not Be Available.*

Las piezas con números en *italicas* pueden no estar disponibles.  
Les numéros de pièce en *italiques* peuvent ne pas être disponibles.



## Pass Car Light Truck - Oil - Air - Cabin

VOLKSWAGEN 2009

Year/Año/Année Model/Modelo/Modele Engine/Motor/Moteur	Eng. Code Código de motor Code moteur	VIN NIV NIV	GOLD Oil Aceite Huile	ProSelect Oil Aceite Huile	Platinum Oil Aceite Huile	GOLD Air Aire Air	ProSelect Air Aire Air	GOLD Cabin Air Cabina Aire Cabine Air	ProSelect Cabin Air Cabina Aire Cabine Air	Platinum Cabin Air Cabina Aire Cabine Air	Loc. Cabin Air Cabina Aire Cabine Air
--	---	-------------------	--------------------------------	-------------------------------------	------------------------------------	----------------------------	---------------------------------	--	---	--	--

## VOLKSWAGEN (Cont'd/Suite)

2009 (Cont'd/Suite)

## LUPO

L4 1.6L 1598cc (Mex.)			107203	N/A	N/A			N/A	N/A	N/A	
-----------------------	--	--	--------	-----	-----	--	--	-----	-----	-----	--

## NEW BEETLE

L4 1.4L 1390cc (Mex.)	BCA		107203	N/A	N/A			4322	224322	N/A	
L4 1.6L 1588cc (Mex.)	AYD		1393	21393	41393	2472	22472	4322	224322	N/A	
L4 1.8L 1781cc (Mex.)			1393	21393	41393	2472	22472	4322	224322	N/A	
L4 1.9L 1896cc Diesel (Mex.)	BSW		7210	27210	N/A	2472	22472	N/A	N/A	N/A	
L4 2.0L 1984cc (Mex.)	AVH		1393	21393	41393	2472	22472	4322	224322	N/A	
L5 2.5 2480cc (Mex.)	CBTA		7187	27187	47187	2472	22472	N/A	N/A	N/A	

## NEW BETTLE CABRIO

L4 1.4L 1390cc (Mex.)	BCA		107203	N/A	N/A			N/A	N/A	N/A	
L4 1.6L 1588cc (Mex.)			1516	21516	41516	2472	22472	N/A	N/A	N/A	
L4 1.8L 1781cc Turbo (Mex.)			1516	21516	41516	2472	22472	N/A	N/A	N/A	
L4 1.9L 1896 cc Diesel (Mex.)			7210	27210	N/A	2472	22472	N/A	N/A	N/A	

## PASSAT

L4 2.0L 1968cc TDI Turbo Diesel (Mex.)	BUZ		7083	27083	N/A	9020	29020	4489	224489	4234489	
L4 2.0L 1984cc (Mex.)	BVZ		7187	27187	47187	9013	29013	4489	224489	4234489	
L4 2.0L 1984cc 121 CID Turbo	CCTA		7561	27561	47561	9020	29020	4489	224489	4234489	4
V6 3.6L 3597cc	BLV	U	7083	27083	N/A	9122	N/A	4489	224489	4234489	4

## POINTER

L4 1.6L 1588cc (Mex.)			1516	21516	41516	200030	N/A	N/A	N/A	N/A	
L4 1.8L 1781cc (Mex.)			1088	21088	N/A	200030	N/A	N/A	N/A	N/A	
L4 1.9L 1896cc Diesel (Mex.)	BGG		1191	21191	N/A			N/A	N/A	N/A	
L4 2.0 L 1985cc (Mex.)			1516	21516	41516	200030	N/A	N/A	N/A	N/A	

## POINTER PICKUP

L4 1.8L 1780cc (Mex.)			1393	21393	41393	200030	N/A	N/A	N/A	N/A	
L4 1.9L 1896cc Diesel (Mex.)	BGG		1191	21191	N/A			N/A	N/A	N/A	

## POLO

L4 2.0L 1984cc (Mex.)			1393	21393	41393			4322	224322	N/A	
-----------------------	--	--	------	-------	-------	--	--	------	--------	-----	--

## RABBIT

L5 2.5L 2480cc 151 CID	CBTA		7187	27187	47187	9186	29186	4489	224489	4234489	4
	CBUA		7187	27187	47187	9186	29186	4489	224489	4234489	4

## ROUTAN

V6 3.8L 3778cc 231 CID	CGUA	1	1348 <sup>53</sup>	21348 <sup>70</sup>	41348	2389	22389	4479	224479	4234479	3
V6 4.0L 3952cc 241 CID	CGVA	X	7060 <sup>53</sup>	27060 <sup>70</sup>	47060	2389	22389	4479	224479	4234479	3

## SHARAN

L4 1.8L 1781cc Turbo (Mex.)			1393	21393	41393	206673	N/A	236849	N/A	N/A	
-----------------------------	--	--	------	-------	-------	--------	-----	--------	-----	-----	--

## SPORT VAN

L4 1.6L 1598cc (Mex.)			107203	N/A	N/A			N/A	N/A	N/A	
-----------------------	--	--	--------	-----	-----	--	--	-----	-----	-----	--

## TIGUAN

L4 2.0L 1984cc 121 CID Turbo	CCTA		7561	27561	47561	9020	29020	4489	224489	4234489	4
------------------------------	------	--	------	-------	-------	------	-------	------	--------	---------	---

## TOUAREG

V6 3.6L 3597cc 219 CID	BHK		1212	21212	N/A	2859	22859	4631	224631	N/A	4
V8 4.2L 4163cc	BAR		7330	27330	N/A	2859	22859	4631	224631	N/A	4

## TOUAREG TDI

V6 3.0L 2967cc 181 CID Turbo Diesel	CATA		7161	N/A	N/A	2859	22859	4631	224631	N/A	4
-------------------------------------	------	--	------	-----	-----	------	-------	------	--------	-----	---

## VAN

L4 1.8L 1780cc (Mex.)						2827	N/A	4322	224322	N/A	
-----------------------	--	--	--	--	--	------	-----	------	--------	-----	--

N/A = Not Available N/R = Not Required N/S = Not Servicable For cabin air locator chart, see pages 5-12 See pages 13-16 for footnotes

1) ProSelect - Normal Driving - Traditional Change Intervals 2) NAPA Gold - Severe Driving - OE Recommended intervals 3) NAPA Platinum - Harsh Driving - OE Recommended Intervals

N/A = Non disponible N/R = Non nécessaire N/S = Non réparable Voir le tableau des filtres et d'habitacle aux pages 5-12 Voir pages 13-16 pour des notes

1) NAPA ProSelect et Argent - Conduite normale - Intervalles normaux de remplacement 2) NAPA Or - Conduite difficile - Intervalles recommandés par FEO 3) NAPA Platine - Conduite très difficile - Intervalles recommandés par FEO

N/A = No disponible N/R = No requerido N/S = No Servicable Para el aire de la cabina y tabla de localización de filtro, consulte las páginas 5-12 Ver las páginas 13-16 para las notas al pie de página

1) NAPA ProSelect y Plata - Manejo normal - Intervalles normales de cambio 2) NAPA Oro - Manejo difícil - Intervalles recomendados por el OEM 3) NAPA Platino - Manejo muy difícil - Intervalles recomendados por el OEM

Italicized Part Numbers May Not Be Available.

Las piezas con números en *italicas* pueden no estar disponibles.Les numéros de pièce en *italiques* peuvent ne pas être disponibles.



## VOLKSWAGEN 2008

## Pass Car Light Truck - Oil - Air - Cabin

Year/Año/Année Model/Modelo/Modele Engine/Motor/Moteur	Eng. Code Código de motor Code moteur	VIN NIV NIV	GOLD Oil Aceite Huile	ProSelect Oil Aceite Huile	Platinum Oil Aceite Huile	GOLD Air Aire Air	ProSelect Air Aire Air	GOLD Cabin Air Cabina Aire Cabine Air	ProSelect Cabin Air Cabina Aire Cabine Air	Platinum Cabin Air Cabina Aire Cabine Air	Loc. Cabin Air Cabina Aire Cabine Air
--	---	-------------------	--------------------------------	-------------------------------------	------------------------------------	----------------------------	---------------------------------	--	---	--	--

## VOLKSWAGEN (Cont'd/Suite)

2008

## BEETLE

L4 2.0L 1984cc (Mex.)		1393	21393	41393	2472	22472	4322	224322	N/A	
L5 2.5L 2480cc 151 CID	BPR BPS	7187	27187	47187	2472	22472	4322	224322	N/A	1
		7187	27187	47187	2472	22472	4322 <sup>78</sup>	224322 <sup>78</sup>	N/A <sup>78</sup>	1

## BORA

L4 1.9L 1896cc Turbo Diesel (Mex.)	BKC	7083	27083	N/A	9020	29020	4489	224489	4234489	
L4 2.0L 1984cc (Mex.)	BWA	7187	27187	47187	9843	29843	N/A	N/A	N/A	
L5 2.5L 2480cc (Mex.)		7187	27187	47187	9186	29186	4489	224489	4234489	

## CITY GOLF

L4 2.0L 1984cc	BEV	1393	21393	41393	2472	22472	4489	224489	4234489	
----------------	-----	------	-------	-------	------	-------	------	--------	---------	--

## CITY JETTA

L4 2.0L 1984cc	BEV	1393	21393	41393	2472	22472	4489	224489	4234489	
----------------	-----	------	-------	-------	------	-------	------	--------	---------	--

## CRAFTER

2.5TDI (Mex.)		7210	27210	N/A	9876	29876	9366	N/A	N/A	
L4 2.0L 1968cc Turbo Diesel (Mex.)		7210	27210	N/A	9876	29876	N/A	N/A	N/A	

## CROSSFOX

L4 1.6L 1598cc (Mex.)		107203	N/A	N/A			N/A	N/A	N/A	
-----------------------	--	--------	-----	-----	--	--	-----	-----	-----	--

## DERBY

L4 1.6L 1588cc (Mex.)		1516	21516	41516			N/A	N/A	N/A	
L4 1.8L 1781cc (Mex.)		1516	21516	41516			N/A	N/A	N/A	
L4 1.9L 1896cc Turbo Diesel (Mex.)		7210	27210	N/A			N/A	N/A	N/A	

## EOS

L4 2.0L 1984cc 121 CID Turbo	BPY	7187	27187	47187	9843	29843	4489	224489	4234489	4
V6 3.2L 3189cc	BUB	7083	27083	N/A	9122	N/A	4489	224489	4234489	4
V6 3.2L 3197cc 195 CID	CBRA	7083	27083	N/A	9122	N/A	4489	224489	4234489	4

## EUROVAN

L4 1.9L 1896cc Turbo Diesel (Mex.)		7083	27083	N/A	209449	N/A	N/A	N/A	N/A	
------------------------------------	--	------	-------	-----	--------	-----	-----	-----	-----	--

## GLI

L4 2.0L 1984cc Turbo (Mex.)		7187	27187	47187	9843	29843	N/A	N/A	N/A	
-----------------------------	--	------	-------	-------	------	-------	-----	-----	-----	--

## GOL

L4 1.6L 1598cc (Mex.)		107203	N/A	N/A	206687	N/A	239037	N/A	N/A	
-----------------------	--	--------	-----	-----	--------	-----	--------	-----	-----	--

## GOLF

L4 1.6L 1595cc (Mex.)	BSE	1393	21393	41393	9013	29013	4489	224489	4234489	
L4 1.8L 1781cc (Mex.)	AUM	1393	21393	41393	2472	22472	4322	224322	N/A	
L4 1.9L 1896cc Turbo Diesel (Mex.)	BXE BXF	7083 7083	27083 27083	N/A N/A	9020 9020	29020 29020	N/A 4489	N/A 224489	N/A 4234489	
L4 2.0L 1984cc (Mex.)	AXW	7187	27187	47187	9013	29013	4489	224489	4234489	

## GTI

L4 2.0L 1984cc 121 CID Turbo	BPY CBFA CCTA	7187 7561 7561	27187 27561 27561	47187 47561 47561	9843 9020 9020	29843 29020 29020	4489 4489 4489	224489 224489 224489	4234489 4234489 4234489	4 4 4
------------------------------	---------------------	----------------------	-------------------------	-------------------------	----------------------	-------------------------	----------------------	----------------------------	-------------------------------	-------------

## JETTA

L4 1.9L 1896cc Turbo Diesel (Mex.)		7210	27210	N/A	2472	22472	4322	224322	N/A	
L4 2.0L 1984cc (Mex.)		1393	21393	41393	2472	22472	4322	224322	N/A	
L4 2.0L 1984cc 121 CID Turbo	BPY CBFA CCTA	7187 7561 7561	27187 27561 27561	47187 47561 47561	9843 9020 9020	29843 29020 29020	4489 4489 4489	224489 224489 224489	4234489 4234489 4234489	4 4 4
L5 2.5L 2480cc 151 CID	CBTA CBUA	7187 7187	27187 27187	47187 47187	9186 9186	29186 29186	4489 4489	224489 224489	4234489 4234489	4 4

## JETTA TDI

L4 2.0L 1968cc Turbo Diesel (Mex.)	BKD	7083	27083	N/A	9020	29020	4489	224489	4234489	4
------------------------------------	-----	------	-------	-----	------	-------	------	--------	---------	---

N/A = Not Available N/R = Not Required N/S = Not Servicable For cabin air locator chart, see pages 5-12 See pages 13-16 for footnotes

1) ProSelect - Normal Driving - Traditional Change Intervals 2) NAPA Gold - Severe Driving - OE Recommended Intervals 3) NAPA Platinum - Harsh Driving - OE Recommend Intervals

N/A = Non disponible N/R = Non nécessaire N/S = Non réparable Voir le tableau des filtres et d'habitacle aux pages 5-12 Voir pages 13-16 pour des notes

1) NAPA ProSelect et Argent - Conduite normale - Intervalles normaux de remplacement 2) NAPA Or - Conduite difficile - Intervalles recommandés par FEO 3) NAPA Platine - Conduite très difficile - Intervalles recommandés par FEO

N/A = No disponible N/R = No requerido N/S = No Servicable Para el aire de la cabina y tabla de localización de filtro, consulte las páginas 5-12 Ver las páginas 13-16 para las notas al pie de página

1) NAPA ProSelect y Plata - Manejo normal - Intervalos normales de cambio 2) NAPA Oro - Manejo difícil - Intervalos recomendados por el OEM 3) NAPA Platino - Manejo muy difícil - Intervalos recomendados por el OEM

*Italicized Part Numbers May Not Be Available.*

Las piezas con números en *italicas* pueden no estar disponibles.  
Les numéros de pièce en *italiques* peuvent ne pas être disponibles.



Pass Car Light Truck - Oil - Air - Cabin

VOLKSWAGEN 2008

Year/Año/Année Model/Modelo/Modèle Engine/Motor/Moteur	Eng. Code Código de motor Code moteur	VIN NIV NIV	GOLD Oil Aceite Huile	ProSelect Oil Aceite Huile	Platinum Oil Aceite Huile	GOLD Air Aire Air	ProSelect Air Aire Air	GOLD Cabin Air Cabina Aire Cabine Air	ProSelect Cabin Air Cabina Aire Cabine Air	Platinum Cabin Air Cabina Aire Cabine Air	Loc. Cabin Air Cabina Aire Cabine Air
--	---	-------------------	--------------------------------	-------------------------------------	------------------------------------	----------------------------	---------------------------------	--	---	--	--

VOLKSWAGEN (Cont'd/Suite)

2008 (Cont'd/Suite)

LUPO

L4 1.6L 1598cc (Mex.)			107203	N/A	N/A			N/A	N/A	N/A	
-----------------------	--	--	--------	-----	-----	--	--	-----	-----	-----	--

NEW BEETLE

L4 1.4L 1390cc (Mex.)	BCA		107203	N/A	N/A			4322	224322	N/A	
L4 1.6L 1588cc (Mex.)	BFS		1393	21393	41393	2472	22472	4322	224322	N/A	
L4 1.8L 1781cc (Mex.)			1393	21393	41393	2472	22472	4322	224322	N/A	
L4 1.9L 1896cc Diesel (Mex.)	BSW		7210	27210	N/A	2472	22472	N/A	N/A	N/A	
L4 2.0L 1984cc (Mex.)	AVH		1393	21393	41393	2472	22472	4322	224322	N/A	
L5 2.5L 2480cc (Mex.)	CBUA		7187	27187	47187	2472	22472	N/A	N/A	N/A	

NEW BETTLE CABRIO

L4 1.4L 1390cc (Mex.)	BCA		107203	N/A	N/A			N/A	N/A	N/A	
L4 1.6L 1588cc (Mex.)			1516	21516	41516	2472	22472	N/A	N/A	N/A	
L4 1.8L 1781cc Turbo (Mex.)			1516	21516	41516	2472	22472	N/A	N/A	N/A	
L4 1.9L 1896 cc Diesel (Mex.)			7210	27210	N/A	2472	22472	N/A	N/A	N/A	

PASSAT

L4 2.0L 1968cc TDI Turbo Diesel (Mex.)	BUZ		7083	27083	N/A	9020	29020	4489	224489	4234489	
L4 2.0L 1984cc (Mex.)	BLR		7187	27187	47187	9013	29013	4489	224489	4234489	
L4 2.0L 1984cc 121 CID Turbo	BPY		7187	27187	47187	9843	29843	4489	224489	4234489	4
	CCTA		7561	27561	47561	9020	29020	4489	224489	4234489	4
V6 3.6L 3597cc 219 CID	BLV		7083	27083	N/A	9122	N/A	4489	224489	4234489	4

PICKUP

L4 1.8L 1781cc (Mex.)			1393	21393	41393	200030	N/A	N/A	N/A	N/A	
-----------------------	--	--	------	-------	-------	--------	-----	-----	-----	-----	--

POINTER

L4 1.6L 1588cc (Mex.)			1516	21516	41516	200030	N/A	N/A	N/A	N/A	
L4 1.8L 1781cc (Mex.)			1088	21088	N/A	200030	N/A	N/A	N/A	N/A	
L4 1.9L 1896cc Diesel (Mex.)	BGG		1191	21191	N/A		N/A	N/A	N/A	N/A	
L4 2.0L 1985cc (Mex.)			1516	21516	41516	200030	N/A	N/A	N/A	N/A	

POINTER PICKUP

L4 1.8L 1780cc (Mex.)			1393	21393	41393	200030	N/A	N/A	N/A	N/A	
L4 1.9L 1896cc Diesel (Mex.)	BGG		1191	21191	N/A		N/A	N/A	N/A	N/A	

POLO

L4 2.0L 1984cc (Mex.)			1393	21393	41393			4322	224322	N/A	
-----------------------	--	--	------	-------	-------	--	--	------	--------	-----	--

R32

V6 3.2L 3189cc 195 CID	CBRA		7083	27083	N/A	9122	N/A	4489	224489	4234489	4
------------------------	------	--	------	-------	-----	------	-----	------	--------	---------	---

RABBIT

L5 2.5L 2480cc 151 CID	CBTA		7187	27187	47187	9186	29186	4489	224489	4234489	4
	CBUA		7187	27187	47187	9186	29186	4489	224489	4234489	4

SHARAN

L4 1.8L 1781cc Turbo (Mex.)			1393	21393	41393	206673	N/A	236849	N/A	N/A	
-----------------------------	--	--	------	-------	-------	--------	-----	--------	-----	-----	--

SPORT VAN

L4 1.6L 1598cc (Mex.)			107203	N/A	N/A			N/A	N/A	N/A	
-----------------------	--	--	--------	-----	-----	--	--	-----	-----	-----	--

TIGUAN

L4 2.0L 1984cc Turbo (Mex.)		V	7561	27561	47561	9020	29020	4489	224489	4234489	4
-----------------------------	--	---	------	-------	-------	------	-------	------	--------	---------	---

TOUAREG

V6 3.6L 3597cc 219 CID	BHK		1212	21212	N/A	2859	22859	4631	224631	N/A	4
V8 4.2L 4163cc	BAR		7330	27330	N/A	2859	22859	4631	224631	N/A	4

TOUAREG TDI

V10 5.0L 4921cc 300 CID Turbo Diesel	BWF		7162	N/A	N/A	2859	22859	4631	224631	N/A	4
--------------------------------------	-----	--	------	-----	-----	------	-------	------	--------	-----	---

N/A = Not Available N/R = Not Required N/S = Not Servicable For cabin air locator chart, see pages 5-12 See pages 13-16 for footnotes

1) ProSelect - Normal Driving - Traditional Change Intervals 2) NAPA Gold - Severe Driving - OE Recommended intervals 3) NAPA Platinum - Harsh Driving - OE Recommend Intervals

N/A = Non disponible N/R = Non nécessaire N/S = Non réparable Voir le tableau des filtres et d'habitacle aux pages 5-12 Voir pages 13-16 pour des notes

1) NAPA ProSelect et Argent - Conduite normale - Intervalles normaux de remplacement 2) NAPA Or - Conduite difficile - Intervalles recommandés par FEO 3) NAPA Platine - Conduite très difficile - Intervalles recommandés par FEO

N/A = No disponible N/R = No requerido N/S = No Servicable Para el aire de la cabina y tabla de localización de filtro, consulte las páginas 5-12 Ver las páginas 13-16 para las notas al pie de página

1) NAPA ProSelect y Plata - Manejo normal - Intervalos normales de cambio 2) NAPA Oro - Manejo difícil - Intervalos recomendados por el OEM 3) NAPA Platino - Manejo muy difícil - Intervalos recomendados por el OEM

Italicized Part Numbers May Not Be Available.

Las piezas con números en *italicas* pueden no estar disponibles.

Les numéros de pièce en *italiques* peuvent ne pas être disponibles.

P  
a  
s  
s  
C  
a  
r  
L  
i  
g  
h  
t  
T  
r  
u  
c  
k  
O  
i  
l  
-  
A  
i  
r  
-  
C  
a  
b  
i  
n



## VOLKSWAGEN 2008-2007

## Pass Car Light Truck - Oil - Air - Cabin

Year/Año/Année Model/Modelo/Modele Engine/Motor/Moteur	Eng. Code Código de motor Code moteur	VIN NIV NIV	GOLD Oil Aceite Huile	ProSelect Oil Aceite Huile	Platinum Oil Aceite Huile	GOLD Air Aire Air	ProSelect Air Aire Air	GOLD Cabin Air Cabina Aire Cabine Air	ProSelect Cabin Air Cabina Aire Cabine Air	Platinum Cabin Air Cabina Aire Cabine Air	Loc. Cabin Air Cabina Aire Cabine Air
--	---	-------------------	--------------------------------	-------------------------------------	------------------------------------	----------------------------	---------------------------------	--	---	--	--

## VOLKSWAGEN (Cont'd/Suite)

## 2008 (Cont'd/Suite)

## VAN

L4 1.8L 1780cc (Mex.)			1393	21393	41393			4322	224322	N/A	
-----------------------	--	--	------	-------	-------	--	--	------	--------	-----	--

## 2007

## BEETLE

L4 2.0L 1984cc (Mex.)			1393	21393	41393	2472	22472	4322	224322	N/A	
L5 2.5L 2480cc 151 CID	BPR BPS		7187 7187	27187 27187	47187 47187	2472 2472	22472 22472	4322 <sup>78</sup> 4322 <sup>78</sup>	224322 <sup>78</sup> 224322 <sup>78</sup>	N/A <sup>78</sup> N/A <sup>78</sup>	1 1

## BORA

L4 1.9L 1896cc Turbo Diesel (Mex.)	BKC		7083	27083	N/A	9020	29020	4489	224489	4234489	
L4 2.0L 1984cc (Mex.)	BBY		7187	27187	47187	9843	29843	N/A	N/A	N/A	
L5 2.5L 2480cc (Mex.)			7187	27187	47187	9186	29186	4489	224489	4234489	

## CITY GOLF

L4 2.0L 1984cc	BEV		1393	21393	41393	2472	22472	4322	224322	N/A	
----------------	-----	--	------	-------	-------	------	-------	------	--------	-----	--

## CITY JETTA

L4 2.0L 1984cc	BEV		1393	21393	41393	2472	22472	4322	224322	N/A	
----------------	-----	--	------	-------	-------	------	-------	------	--------	-----	--

## CRAFTER

2.5TDI (Mex.)			7210	27210	N/A	9876	29876	9366	N/A	N/A	
---------------	--	--	------	-------	-----	------	-------	------	-----	-----	--

## CROSSFOX

L4 1.6L 1598cc (Mex.)			107203	N/A	N/A			N/A	N/A	N/A	
-----------------------	--	--	--------	-----	-----	--	--	-----	-----	-----	--

## DERBY

L4 1.6L 1588cc (Mex.)			1516	21516	41516			N/A	N/A	N/A	
L4 1.8L 1781cc (Mex.)			1393	21393	41393			4322	224322	N/A	
L4 1.9L 1896cc Turbo Diesel (Mex.)			7210	27210	N/A			N/A	N/A	N/A	

## EOS

L4 2.0L 1984cc 121 CID Turbo	BPY		7187	27187	47187	9843	29843	4489	224489	4234489	4
V6 3.2L 3189cc	BUB		7083	27083	N/A	9122	N/A	4489	224489	4234489	4

## EUROVAN

L4 1.9L 1896cc Turbo Diesel (Mex.)			7083	27083	N/A	209449	N/A	N/A	N/A	N/A	
------------------------------------	--	--	------	-------	-----	--------	-----	-----	-----	-----	--

## GLI

L4 2.0L 1984cc Turbo (Mex.)			7187	27187	47187			N/A	N/A	N/A	
-----------------------------	--	--	------	-------	-------	--	--	-----	-----	-----	--

## GOLF

L4 1.6L 1595cc (Mex.)	BSE		1393	21393	41393	9013	29013	4489	224489	4234489	
L4 1.8L 1781cc (Mex.)			1393	21393	41393	2472	22472	4322	224322	N/A	
L4 2.0L 1984cc (Mex.)			7187	27187	47187	9013	29013	4489	224489	4234489	
L4 2.0L 1984cc Turbo			7187	27187	47187			N/A	N/A	N/A	
L4 2.0L 1984cc Turbo (Mex.)			7187	27187	47187			N/A	N/A	N/A	
L5 2.5L 2487cc			7187	27187	47187	9186	29186	N/A	N/A	N/A	
L5 2.5L 2487cc (Mex.)			7187	27187	47187	9186	29186	N/A	N/A	N/A	

## GTI

L4 2.0L 1984cc 121 CID Turbo	BPY		7187	27187	47187	9843	29843	4489	224489	4234489	4
------------------------------	-----	--	------	-------	-------	------	-------	------	--------	---------	---

## JETTA

L4 1.8L 1781cc Turbo (Mex.)			1393	21393	41393	2472	22472	4322	224322	N/A	
L4 1.9L 1896cc Turbo Diesel (Mex.)			7210	27210	N/A	2472	22472	4322	224322	N/A	
L4 2.0L 1984cc (Mex.)			1393	21393	41393	2472	22472	4322	224322	N/A	
L4 2.0L 1984cc 121 CID Turbo	BPY		7187	27187	47187	9843	29843	4489	224489	4234489	4
L5 2.5L 2480cc	CCCA		7187	27187	47187	9186	29186	4489	224489	4234489	
L5 2.5L 2480cc 151 CID	BGP		7187	27187	47187	9186	29186	4489	224489	4234489	4
	BGQ		7187	27187	47187	9186	29186	4489	224489	4234489	4

N/A = Not Available N/R = Not Required N/S = Not Servicable For cabin air locator chart, see pages 5-12 See pages 13-16 for footnotes

1) ProSelect - Normal Driving - Traditional Change Intervals 2) NAPA Gold - Severe Driving - OE Recommended intervals 3) NAPA Platinum - Harsh Driving - OE Recommend Intervals

N/A = Non disponible N/R = Non nécessaire N/S = Non réparable Voir le tableau des filtres et d'habitacle aux pages 5-12 Voir pages 13-16 pour des notes

1) NAPA ProSelect et Argent - Conduite normale - Intervalles normaux de remplacement 2) NAPA Or - Conduite difficile - Intervalles recommandés par FEO 3) NAPA Platine - Conduite très difficile - Intervalles recommandés par FEO

N/A = No disponible N/R = No requerido N/S = No Servicable Para el aire de la cabina y tabla de localización de filtro, consulte las páginas 5-12 Ver las páginas 13-16 para las notas al pie de página

1) NAPA ProSelect y Plata - Manejo normal - Intervalos normales de cambio 2) NAPA Oro - Manejo difícil - Intervalos recomendados por el OEM 3) NAPA Platino - Manejo muy difícil - Intervalos recomendados por el OEM

*Italicized Part Numbers May Not Be Available.*

Las piezas con números en *italicas* pueden no estar disponibles.  
Les numéros de pièce en *italiques* peuvent ne pas être disponibles.



## Pass Car Light Truck - Oil - Air - Cabin

VOLKSWAGEN 2007

Year/Año/Année Model/Modelo/Modele Engine/Motor/Moteur	Eng. Code Código de motor Code moteur	VIN NIV NIV	GOLD Oil Aceite Huile	ProSelect Oil Aceite Huile	Platinum Oil Aceite Huile	GOLD Air Aire Air	ProSelect Air Aire Air	GOLD Cabin Air Cabina Aire Cabine Air	ProSelect Cabin Air Cabina Aire Cabine Air	Platinum Cabin Air Cabina Aire Cabine Air	Loc. Cabin Air Cabina Aire Cabine Air
--	---	-------------------	--------------------------------	-------------------------------------	------------------------------------	----------------------------	---------------------------------	--	---	--	--

## VOLKSWAGEN (Cont'd/Suite)

2007 (Cont'd/Suite)

## JETTA TDI

L4 2.0L 1968cc 120 CID Turbo Diesel (Mex.)	CJAA		7083	27083	N/A	9020	29020	4489	224489	4234489	4
--	------	--	------	-------	-----	------	-------	------	--------	---------	---

## LUPO

L4 1.6L 1598cc (Mex.)			107203	N/A	N/A			N/A	N/A	N/A	
-----------------------	--	--	--------	-----	-----	--	--	-----	-----	-----	--

## NEW BEETLE

L4 1.4L 1390cc (Mex.)	BCA		107203	N/A	N/A			4322	224322	N/A	
L4 1.6L 1588cc (Mex.)	AYD		1393	21393	41393	2472	22472	4322	224322	N/A	
	BFS		1393	21393	41393	2472	22472	4322	224322	N/A	
L4 1.8L 1781cc (Mex.)	AWU		1393	21393	41393	2472	22472	4322	224322	N/A	
L4 1.9L 1896cc Diesel (Mex.)	BSW		7210	27210	N/A	2472	22472	N/A	N/A	N/A	
L4 2.0L 1984cc (Mex.)			1393	21393	41393	2472	22472	4322	224322	N/A	
L5 2.5L 2480cc (Mex.)	CBUA		7187	27187	47187	2472	22472	N/A	N/A	N/A	

## NEW BEETLE CABRIO

L4 1.4L 1390cc (Mex.)	BCA		107203	N/A	N/A			N/A	N/A	N/A	
L4 1.6L 1588cc (Mex.)			1516	21516	41516	2472	22472	N/A	N/A	N/A	
L4 1.8L 1781cc Turbo (Mex.)			1516	21516	41516	2472	22472	N/A	N/A	N/A	
L4 1.9L 1896cc Diesel (Mex.)			7210	27210	N/A	2472	22472	N/A	N/A	N/A	

## PASSAT

L4 2.0L 1968cc TDI Turbo Diesel (Mex.)	BUZ		7083	27083	N/A	9020	29020	4489	224489	4234489	
L4 2.0L 1984cc (Mex.)	BVZ		7187	27187	47187	9013	29013	4489	224489	4234489	
L4 2.0L 1984cc 121 CID Turbo	BPY		7187	27187	47187	9843	29843	4489	224489	4234489	4
V6 3.6L 3597cc 219 CID	BLV		7083	27083	N/A	9122	N/A	4489	224489	4234489	4

## POINTER

L4 1.6L 1588cc (Mex.)			1088	21088	N/A	200030	N/A	N/A	N/A	N/A	
			1516 <sup>377</sup>	21516 <sup>377</sup>	41516 <sup>377</sup>						
L4 1.8L 1781cc (Mex.)			1088	21088	N/A	200030	N/A	N/A	N/A	N/A	
L4 1.9L 1896cc Diesel (Mex.)	BGG		1191	21191	N/A			N/A	N/A	N/A	
L4 2.0L 1985cc (Mex.)			1088	21088	N/A	200030	N/A	N/A	N/A	N/A	
			1516 <sup>377</sup>	21516 <sup>377</sup>	41516 <sup>377</sup>						

## POINTER PICKUP

L4 1.8L 1800cc (Mex.)			1516	21516	41516	200030	N/A	N/A	N/A	N/A	
L4 1.8L 1780cc (Mex.)			1393	21393	41393	200030	N/A	N/A	N/A	N/A	
L4 1.9L 1896cc Diesel (Mex.)	BGG		1191	21191	N/A			N/A	N/A	N/A	

## POINTER TRUCK

L4 1.8L 1780cc (Mex.)			1393	21393	41393	200030	N/A	N/A	N/A	N/A	
-----------------------	--	--	------	-------	-------	--------	-----	-----	-----	-----	--

## POLO

L4 1.6L (Mex.)			107203	N/A	N/A			N/S	N/S	N/A	
L4 2.0L 1984cc (Mex.)			1393	21393	41393	206702	N/A	4322	224322	N/A	

## RABBIT

L5 2.5L 2480cc 151 CID	BGP		7187	27187	47187	9186	29186	4489	224489	4234489	4
	BGQ		7187	27187	47187	9186	29186	4489	224489	4234489	4

## SHARAN

L4 1.8L 1781cc (Mex.)			1393	21393	41393	206673	N/A	N/A	N/A	N/A	
L4 1.8L 1781cc Turbo (Mex.)			1393	21393	41393	206673	N/A	236849	N/A	N/A	

## SPORT VAN

L4 1.6L 1598cc (Mex.)			107203	N/A	N/A			N/A	N/A	N/A	
-----------------------	--	--	--------	-----	-----	--	--	-----	-----	-----	--

## TOUAREG

V10 4.9L 4921CC 300CID (Mex.)			1212	21212	N/A	2859	22859	4631	224631	N/A	
V6 3.6L 3597cc 219 CID	BHK		1212	21212	N/A	2859	22859	4631	224631	N/A	4
V8 4.2L 4163cc	BAR		7330	27330	N/A	2859	22859	4631	224631	N/A	4

N/A = Not Available N/R = Not Required N/S = Not Servicable For cabin air locator chart, see pages 5-12 See pages 13-16 for footnotes

1) ProSelect - Normal Driving - Traditional Change Intervals 2) NAPA Gold - Severe Driving - OE Recommended intervals 3) NAPA Platinum - Harsh Driving - OE Recommend Intervals

N/A = Non disponible N/R = Non nécessaire N/S = Non réparable Voir le tableau des filtres et d'habitacle aux pages 5-12 Voir pages 13-16 pour des notes

1) NAPA ProSelect et Argent - Conduite normale - Intervalles normaux de remplacement 2) NAPA Or - Conduite difficile - Intervalles recommandés par FEO 3) NAPA Platine - Conduite très difficile - Intervalles recommandés par FEO

N/A = No disponible N/R = No requerido N/S = No Servicable Para el aire de la cabina y tabla de localización de filtro, consulte las páginas 5-12 Ver las páginas 13-16 para las notas al pie de página

1) NAPA ProSelect y Plata - Manejo normal - Intervalles normales de cambio 2) NAPA Oro - Manejo difícil - Intervalles recomendados por el OEM 3) NAPA Platino - Manejo muy difícil - Intervalles recomendados por el OEM

Italicized Part Numbers May Not Be Available.

Las piezas con números en *italicas* pueden no estar disponibles.Les numéros de pièce en *italiques* peuvent ne pas être disponibles.





## VOLKSWAGEN 2007-2006

## Pass Car Light Truck - Oil - Air - Cabin

Year/Año/Année Model/Modelo/Modèle Engine/Motor/Moteur	Eng. Code Código de motor Code moteur	VIN NIV NIV	GOLD Oil Aceite Huile	ProSelect Oil Aceite Huile	Platinum Oil Aceite Huile	GOLD Air Aire Air	ProSelect Air Aire Air	GOLD Cabin Air Cabina Aire Cabine Air	ProSelect Cabin Air Cabina Aire Cabine Air	Platinum Cabin Air Cabina Aire Cabine Air	Loc. Cabin Air Cabina Aire Cabine Air
--	---	-------------------	--------------------------------	-------------------------------------	------------------------------------	----------------------------	---------------------------------	--	---	--	--

## VOLKSWAGEN (Cont'd/Suite)

**2007** (Cont'd/Suite)

## TOUAREG (Cont'd/Suite)

V8 4.2L 4172cc	AXQ		7563	N/A	N/A	2859	22859	4631	224631	N/A	4
----------------	-----	--	------	-----	-----	------	-------	------	--------	-----	---

## TOUAREG TDI

V10 5.0L 4921cc 300 CID Turbo Diesel	BWF		7162	N/A	N/A	2859	22859	4631	224631	N/A	4
--------------------------------------	-----	--	------	-----	-----	------	-------	------	--------	-----	---

## VAN

L4 1.8L 1780cc (Mex.)						2827	N/A	4322	224322	N/A	
L4 1.8L 1780cc (Mex.)			1393	21393	41393			4322	224322	N/A	

**2006**

## BEETLE

L4 1.9L 1896cc 116 CID Turbo Diesel	BEW	R	7210	27210	N/A	2472	22472	4322 <sup>78</sup>	224322 <sup>78</sup>	N/A <sup>78</sup>	1
L4 2.0L 1984cc (Mex.)			1393	21393	41393	2472	22472	4322	224322	N/A	
L5 2.5L 2480cc 151 CID	BPR		7187	27187	47187	2472	22472	4322 <sup>78</sup>	224322 <sup>78</sup>	N/A <sup>78</sup>	1
	BPS		7187	27187	47187	2472	22472	4322 <sup>78</sup>	224322 <sup>78</sup>	N/A <sup>78</sup>	1

## BORA

L4 1.9L 1896cc Turbo Diesel (Mex.)	BKC		7083	27083	N/A	9020	29020	4489	224489	4234489	
L4 2.0L 1984cc (Mex.)	BWA		7187	27187	47187	9843	29843	N/A	N/A	N/A	
L5 2.5L 2480cc (Mex.)			7187	27187	47187	9186	29186	4489	224489	4234489	

## CRAFTER

2.5TDI (Mex.)			7210	27210	N/A	9876	29876	9366	N/A	N/A	
---------------	--	--	------	-------	-----	------	-------	------	-----	-----	--

## CROSSFOX

L4 1.6L 1598cc (Mex.)			107203	N/A	N/A			N/A	N/A	N/A	
-----------------------	--	--	--------	-----	-----	--	--	-----	-----	-----	--

## DERBY

L4 1.6L 1588cc (Mex.)			1516	21516	41516			N/A	N/A	N/A	
L4 1.8L 1781cc (Mex.)			1393	21393	41393			4322	224322	N/A	
L4 1.9L 1896cc Turbo Diesel (Mex.)			7210	27210	N/A			N/A	N/A	N/A	

## EUROVAN

L4 1.9L 1896cc Turbo Diesel (Mex.)			7083	27083	N/A			N/A	N/A	N/A	
------------------------------------	--	--	------	-------	-----	--	--	-----	-----	-----	--

## GOLF

L4 1.6L 1595cc (Mex.)	BSE		1393	21393	41393	9013	29013	4489	224489	4234489	
L4 1.8L 1781cc (Mex.)			1393	21393	41393	2472	22472	4322	224322	N/A	
L4 1.9L 1896cc 116 CID Turbo Diesel	BEW	R	7210	27210	N/A	2472	22472	4489	224489	4234489	4
L4 1.9L 1896cc Turbo Diesel (Mex.)	BXE		7083	27083	N/A	9020	29020	N/A	N/A	N/A	
L4 2.0L 1984cc (Mex.)	BVZ		7187	27187	47187	9013	29013	4489	224489	4234489	
L4 2.0L 1984cc 121 CID	BEV		1393	21393	41393	2472	22472	4322 <sup>78</sup>	224322 <sup>78</sup>	N/A <sup>78</sup>	1
V6 3.2L 3189cc (Mex.)	CBRA					9122	N/A	4489	224489	4234489	

## GOLF GTI

L4 1.8L 1781cc Turbo	AWP		1393	21393	41393	2472	22472	4322	224322	N/A	1
----------------------	-----	--	------	-------	-------	------	-------	------	--------	-----	---

## GTI

L4 2.0L 1984cc 121 CID Turbo	BPY		7187	27187	47187	9843	29843	4489	224489	4234489	4
------------------------------	-----	--	------	-------	-------	------	-------	------	--------	---------	---

## JETTA

L4 1.8L 1781cc Turbo (Mex.)			1393	21393	41393	2472	22472	4322	224322	N/A	
L4 1.9L 1896cc 116 CID Turbo Diesel	BRM		7083	27083	N/A	9020	29020	4489	224489	4234489	4
L4 2.0L 1984cc (Mex.)			1393	21393	41393	2472	22472	4322	224322	N/A	
L4 2.0L 1984cc 121 CID Turbo	BPY		7187	27187	47187	9843	29843	4489	224489	4234489	4
L5 2.5L 2480cc 151 CID	BGP		7187	27187	47187	9186	29186	4489	224489	4234489	4
	BGQ		7187	27187	47187	9186	29186	4489	224489	4234489	4

N/A = Not Available N/R = Not Required N/S = Not Servicable For cabin air locator chart, see pages 5-12 See pages 13-16 for footnotes

1) ProSelect - Normal Driving - Traditional Change Intervals 2) NAPA Gold - Severe Driving - OE Recommended Intervals 3) NAPA Platinum - Harsh Driving - OE Recommend Intervals

N/A = Non disponible N/R = Non nécessaire N/S = Non réparable Voir le tableau des filtres et d'habitacle aux pages 5-12 Voir pages 13-16 pour des notes

1) NAPA ProSelect et Argent - Conduite normale - Intervalles normaux de remplacement 2) NAPA Or - Conduite difficile - Intervalles recommandés par FEO 3) NAPA Platine - Conduite très difficile - Intervalles recommandés par FEO

N/A = No disponible N/R = No requerido N/S = No Servicable Para el aire de la cabina y tabla de localización de filtro, consulte las páginas 5-12 Ver las páginas 13-16 para las notas al pie de página

1) NAPA ProSelect y Plata - Manejo normal - Intervalos normales de cambio 2) NAPA Oro - Manejo difícil - Intervalos recomendados por el OEM 3) NAPA Platino - Manejo muy difícil - Intervalos recomendados por el OEM

*Italicized Part Numbers May Not Be Available.*

Las piezas con números en *italicas* pueden no estar disponibles.  
Les numéros de pièce en *italiques* peuvent ne pas être disponibles.



Pass Car Light Truck - Oil - Air - Cabin

VOLKSWAGEN 2006

Year/Año/Année Model/Modelo/Modele Engine/Motor/Moteur	Eng. Code Código de motor Code moteur	VIN NIV NIV	GOLD Oil Aceite Huile	ProSelect Oil Aceite Huile	Platinum Oil Aceite Huile	GOLD Air Aire Air	ProSelect Air Aire Air	GOLD Cabin Air Cabina Aire Cabine Air	ProSelect Cabin Air Cabina Aire Cabine Air	Platinum Cabin Air Cabina Aire Cabine Air	Loc. Cabin Air Cabina Aire Cabine Air
--	---	-------------------	--------------------------------	-------------------------------------	------------------------------------	----------------------------	---------------------------------	--	---	--	--

VOLKSWAGEN (Cont'd/Suite)

2006 (Cont'd/Suite)

JETTA TDI

L4 2.0L 1968cc Turbo Diesel (Mex.)	CBEA		7083	27083	N/A	9020	29020	4489	224489	4234489	4
------------------------------------	------	--	------	-------	-----	------	-------	------	--------	---------	---

LUPO

L4 1.6L 1598cc (Mex.)			107203	N/A	N/A			N/A	N/A	N/A	
-----------------------	--	--	--------	-----	-----	--	--	-----	-----	-----	--

NEW BEETLE

L4 1.4L 1390cc (Mex.)	BCA		107203	N/A	N/A			4322	224322	N/A	
L4 1.6L 1588cc (Mex.)			1393	21393	41393	2472	22472	4322	224322	N/A	
L4 1.8L 1781cc (Mex.)			1393	21393	41393	2472	22472	4322	224322	N/A	
L4 1.9L 1896cc Diesel (Mex.)	BSW		7210	27210	N/A	2472	22472	N/A	N/A	N/A	
L4 2.0L 1984cc (Mex.)	BEV		1393	21393	41393	2472	22472	4322	224322	N/A	
L5 2.5 2480cc (Mex.)	CBTA		7187	27187	47187	2472	22472	N/A	N/A	N/A	

NEW BEETLE CABRIO

L4 1.4L 1390cc (Mex.)	BCA		107203	N/A	N/A			N/A	N/A	N/A	
L4 1.6L 1588cc (Mex.)			1516	21516	41516	2472	22472	N/A	N/A	N/A	
L4 1.8L 1781cc Turbo (Mex.)			1516	21516	41516	2472	22472	N/A	N/A	N/A	
L4 1.9L 1896 cc Diesel (Mex.)			7210	27210	N/A	2472	22472	N/A	N/A	N/A	

PASSAT

L4 2.0L 1968cc Turbo Diesel (Mex.)			7083	27083	N/A	9020	29020	4489	224489	4234489	
L4 2.0L 1984cc (Mex.)	BLY		7187	27187	47187	9013	29013	4489	224489	4234489	
L4 2.0L 1984cc 121 CID Turbo	BPY		7187	27187	47187	9843	29843	4489	224489	4234489	4
V6 3.6L 3597cc 219 CID	BLV		7083	27083	N/A	9122	N/A	4489	224489	4234489	4

PHAETON

V8 4.2L 4172cc	BGH		7329	N/A	N/A	N/A Left N/A Right	N/A Left N/A Right	N/A	N/A	N/A	
W12 6.0L 5998cc 366 CID	BRP		1212	21212	N/A	N/A Left N/A Right	N/A Left N/A Right	N/A	N/A	N/A	

POINTER

L4 1.8L 1781cc (Mex.)			1088	21088	N/A	200030	N/A	N/A	N/A	N/A	
L4 1.9L 1896cc Diesel (Mex.)	BGG		1191	21191	N/A			N/A	N/A	N/A	

POINTER PICKUP

L4 1.8 L 1800cc (Mex.)			1516	21516	41516	200030	N/A	N/A	N/A	N/A	
L4 1.8L 1780cc (Mex.)			1393	21393	41393	200030	N/A	N/A	N/A	N/A	
L4 1.9L 1896cc Diesel (Mex.)	BGG		1191	21191	N/A			N/A	N/A	N/A	

POINTER TRUCK

L4 1.8L 1780cc (Mex.)			1393	21393	41393	200030	N/A	N/A	N/A	N/A	
-----------------------	--	--	------	-------	-------	--------	-----	-----	-----	-----	--

POLO

L4 1.6L 1588cc (Mex.)			107203	N/A	N/A			N/A	N/A	N/A	
L4 1.9L 1896 cc Diesel (Mex.)			7083	27083	N/A	209465	N/A	N/A	N/A	N/A	
L4 2.0L 1984cc (Mex.)			1393	21393	41393	206702	N/A	4322	224322	N/A	

RABBIT

L5 2.5L 2480cc 151 CID	BGP		7187	27187	47187	9186	29186	4489	224489	4234489	4
	BGQ		7187	27187	47187	9186	29186	4489	224489	4234489	4

SHARAN

L4 1.8L 1781cc (Mex.)			1393	21393	41393	206673	N/A	236849	N/A	N/A	
L4 1.8L 1781cc Turbo (Mex.)			1393	21393	41393	206673	N/A	236849	N/A	N/A	

TOUAREG

V6 3.2L 3189cc 195 CID	BMX		1212	21212	N/A	2859	22859	4631	224631	N/A	4
V8 4.2L 4172cc	AXQ		7563	N/A	N/A	2859	22859	4631	224631	N/A	4

N/A = Not Available N/R = Not Required N/S = Not Servicable For cabin air locator chart, see pages 5-12 See pages 13-16 for footnotes

1) ProSelect - Normal Driving - Traditional Change Intervals 2) NAPA Gold - Severe Driving - OE Recommended intervals 3) NAPA Platinum - Harsh Driving - OE Recommend Intervals

N/A = Non disponible N/R = Non nécessaire N/S = Non réparable Voir le tableau des filtres et d'habitacle aux pages 5-12 Voir pages 13-16 pour des notes

1) NAPA ProSelect et Argent - Conduite normale - Intervalles normaux de remplacement 2) NAPA Or - Conduite difficile - Intervalles recommandés par FEO 3) NAPA Platine - Conduite très difficile - Intervalles recommandés par FEO

N/A = No disponible N/R = No requerido N/S = No Servicable Para el aire de la cabina y tabla de localización de filtro, consulte las páginas 5-12 Ver las páginas 13-16 para las notas al pie de página

1) NAPA ProSelect y Plata - Manejo normal - Intervallos normales de cambio 2) NAPA Oro - Manejo difícil - Intervallos recomendados por el OEM 3) NAPA Platino - Manejo muy difícil - Intervallos recomendados por el OEM

*Italicized Part Numbers May Not Be Available.*

Las piezas con números en *italicas* pueden no estar disponibles.

Les numéros de pièce en *italiques* peuvent ne pas être disponibles.

P  
a  
s  
s  
C  
a  
r  
L  
i  
g  
h  
t  
T  
r  
u  
c  
k  
O  
i  
l  
-  
A  
i  
r  
-  
C  
a  
b  
i  
n



## VOLKSWAGEN 2006-2005

## Pass Car Light Truck - Oil - Air - Cabin

Year/Año/Année Model/Modelo/Modèle Engine/Motor/Moteur	Eng. Code Código de motor Code moteur	VIN NIV NIV	GOLD Oil Aceite Huile	ProSelect Oil Aceite Huile	Platinum Oil Aceite Huile	GOLD Air Aire Air	ProSelect Air Aire Air	GOLD Cabin Air Cabina Aire Cabine Air	ProSelect Cabin Air Cabina Aire Cabine Air	Platinum Cabin Air Cabina Aire Cabine Air	Loc. Cabin Air Cabina Aire Cabine Air
--	---	-------------------	--------------------------------	-------------------------------------	------------------------------------	----------------------------	---------------------------------	--	---	--	--

## VOLKSWAGEN (Cont'd/Suite)

## 2006 (Cont'd/Suite)

## TOUAREG TDI

V10 5.0L 4921cc 300 CID Turbo Diesel	BWF		7162	N/A	N/A	2859	22859	4631	224631	N/A	4
--------------------------------------	-----	--	------	-----	-----	------	-------	------	--------	-----	---

## VAN

L4 1.8L 1780cc (Mex.)						2827	N/A	4322	224322	N/A	
L4 1.8L 1780cc (Mex.)			1393	21393	41393			4322	224322	N/A	

## 2005

## BEETLE

L4 1.8L 1781cc Turbo	BKF		1393	21393	41393	2472	22472	4322 <sup>78</sup>	224322 <sup>78</sup>	N/A <sup>78</sup>	1
L4 1.9L 1896cc 116 CID Turbo Diesel	BEW		7210	27210	N/A	2472	22472	4322 <sup>78</sup>	224322 <sup>78</sup>	N/A <sup>78</sup>	1
L4 2.0L 1984cc 121 CID	BEV		1393	21393	41393	2472	22472	4322 <sup>78</sup>	224322 <sup>78</sup>	N/A <sup>78</sup>	1
	BGD		1393	21393	41393	2472	22472	4322 <sup>78</sup>	224322 <sup>78</sup>	N/A <sup>78</sup>	1

## BORA

L4 1.9L 1896cc Turbo Diesel (Mex.)	BXE		7083	27083	N/A	9020	29020	4489	224489	4234489	
L4 2.0L 1984cc (Mex.)	BBY		7187	27187	47187	9843	29843	N/A	N/A	N/A	
L5 2.5L 2480cc (Mex.)	BTk		7187	27187	47187	9186	29186	4489	224489	4234489	

## DERBY

L4 1.8L 1781cc (Mex.)			1393	21393	41393	2827	N/A	4322	224322	N/A	
-----------------------	--	--	------	-------	-------	------	-----	------	--------	-----	--

## GOLF

L4 1.6L 1595cc (Mex.)	BGU		1393	21393	41393	9013	29013	4489	224489	4234489	
	BSE		1393	21393	41393	9013	29013	4489	224489	4234489	
L4 1.8L 1781cc (Mex.)			1393	21393	41393	2472	22472	4322	224322	N/A	
L4 1.9L 1896cc 116 CID Turbo Diesel	BEW		7210	27210	N/A	2472	22472	4322 <sup>78</sup>	224322 <sup>78</sup>	N/A <sup>78</sup>	1
L4 1.9L 1896cc Turbo Diesel (Mex.)			7083	27083	N/A	9020	29020	4489	224489	4234489	
L4 2.0L 1984cc 121 CID	BEV		1393	21393	41393	2472	22472	4322 <sup>78</sup>	224322 <sup>78</sup>	N/A <sup>78</sup>	1
V6 2.8L 2792cc (Mex.)			7083	27083	N/A	2472	22472	4322	224322	N/A	
V6 3.2L 3189cc (Mex.)	BUB					9122	N/A	4489	224489	4234489	

## GOLF GTI

L4 1.8L 1781cc Turbo	AWP		1393	21393	41393	2472	22472	4322	224322	N/A	1
V6 2.8L 2792cc	BDF		7083	27083	N/A	2472	22472	4322	224322	N/A	1

## JETTA

L4 1.8L 1781cc Turbo	AWP		1393	21393	41393	2472	22472	4322 <sup>78</sup>	224322 <sup>78</sup>	N/A <sup>78</sup>	1
L4 1.9L 1896cc 116 CID Turbo Diesel	BEW		7210	27210	N/A	2472	22472	4322 <sup>78</sup>	224322 <sup>78</sup>	N/A <sup>78</sup>	1
	BRM		7083	27083	N/A	9020	29020	4322 <sup>78</sup>	224322 <sup>78</sup>	N/A <sup>78</sup>	1
L4 2.0L 1984cc (Mex.)			1393	21393	41393	2472	22472	4322	224322	N/A	1
L4 2.0L 1984cc 121 CID	BBW		1393	21393	41393	2472	22472	4322 <sup>78</sup>	224322 <sup>78</sup>	N/A <sup>78</sup>	1
	BEV		1393	21393	41393	2472	22472	4322 <sup>78</sup>	224322 <sup>78</sup>	N/A <sup>78</sup>	1
L5 2.5L 2480cc 151 CID	BGP		7187	27187	47187	9186	29186	4489	224489	4234489	4
	BGQ		7187	27187	47187	9186	29186	4489	224489	4234489	4

## JETTA TDI

L4 2.0L 1968cc Turbo Diesel (Mex.)	BKD		7083	27083	N/A	9020	29020	4489	224489	4234489	4
------------------------------------	-----	--	------	-------	-----	------	-------	------	--------	---------	---

## LUPO

L4 1.6L 1598cc			107203	N/A	N/A			4322	224322	N/A	
L4 1.6L 1598cc (Mex.)			107203	N/A	N/A			4322	224322	N/A	

## NEW BEETLE

L4 1.4L 1390cc (Mex.)	BCA		107203	N/A	N/A			4322	224322	N/A	
L4 1.6L 1588cc (Mex.)			1393	21393	41393	2472	22472	4322	224322	N/A	
L4 1.8L 1781cc (Mex.)			1393	21393	41393	2472	22472	4322	224322	N/A	

N/A = Not Available N/R = Not Required N/S = Not Servicable For cabin air locator chart, see pages 5-12 See pages 13-16 for footnotes

1) ProSelect - Normal Driving - Traditional Change Intervals 2) NAPA Gold - Severe Driving - OE Recommended intervals 3) NAPA Platinum - Harsh Driving - OE Recommend Intervals

N/A = Non disponible N/R = Non nécessaire N/S = Non réparable Voir le tableau des filtres et d'habitacle aux pages 5-12 Voir pages 13-16 pour des notes

1) NAPA ProSelect et Argent - Conduite normale - Intervalles normaux de remplacement 2) NAPA Or - Conduite difficile - Intervalles recommandés par FEO 3) NAPA Platine - Conduite très difficile - Intervalles recommandés par FEO

N/A = No disponible N/R = No requerido N/S = No Servicable Para el aire de la cabina y tabla de localización de filtro, consulte las páginas 5-12 Ver las páginas 13-16 para las notas al pie de página

1) NAPA ProSelect y Plata - Manejo normal - Intervalos normales de cambio 2) NAPA Oro - Manejo difícil - Intervalos recomendados por el OEM 3) NAPA Platino - Manejo muy difícil - Intervalos recomendados por el OEM

*Italicized Part Numbers May Not Be Available.*

Las piezas con números en *italicas* pueden no estar disponibles.  
Les numéros de pièce en *italiques* peuvent ne pas être disponibles.



## Pass Car Light Truck - Oil - Air - Cabin

VOLKSWAGEN 2005

Year/Año/Année Model/Modelo/Modèle Engine/Motor/Moteur	Eng. Code Código de motor Code moteur	VIN NIV NIV	GOLD Oil Aceite Huile	ProSelect Oil Aceite Huile	Platinum Oil Aceite Huile	GOLD Air Aire Air	ProSelect Air Aire Air	GOLD Cabin Air Cabina Aire Cabine Air	ProSelect Cabin Air Cabina Aire Cabine Air	Platinum Cabin Air Cabina Aire Cabine Air	Loc. Cabin Air Cabina Aire Cabine Air
--	---	-------------------	--------------------------------	-------------------------------------	------------------------------------	----------------------------	---------------------------------	--	---	--	--

## VOLKSWAGEN (Cont'd/Suite)

2005 (Cont'd/Suite)

## NEW BEETLE (Cont'd/Suite)

L4 1.9L 1896 cc Diesel (Mex.)	ALH		7210	27210	N/A	2472	22472	N/A	N/A	N/A	
L4 2.0L 1984cc (Mex.)	AZJ		1393	21393	41393	2472	22472	4322	224322	N/A	
L5 2.3L 2319cc (Mex.)	AQN		7083	27083	N/A	2472	22472	N/A	N/A	N/A	

## NEW BEETLE CABRIO

L4 1.4L 1390cc (Mex.)	BCA		107203	N/A	N/A			N/A	N/A	N/A	
L4 1.6L 1588cc (Mex.)			1516	21516	41516	2472	22472	N/A	N/A	N/A	
L4 1.8L 1781cc Turbo (Mex.)			1516	21516	41516	2472	22472	N/A	N/A	N/A	
L4 1.9L 1896 cc Diesel (Mex.)			7210	27210	N/A	2472	22472	N/A	N/A	N/A	

## PASSAT

L4 1.8L 1781cc (Mex.)			1191	21191	N/A	2295	22295	4774 4322 <sup>198</sup>	224774 224322 <sup>198</sup>	N/A N/A <sup>198</sup>	
L4 1.8L 1781cc Turbo	AWM		1191	21191	N/A	2295	22295	4322 <sup>78</sup>	224322 <sup>78</sup>	N/A <sup>78</sup>	1
L4 1.8L 1781cc Turbo (Mex.)			1393	21393	41393	2295	22295	4774	224774	N/A	
L4 1.9L 1896cc Turbo Diesel (Mex.)	AVB		7210	27210	N/A	2295	22295	4322	224322	N/A	
L4 2.0L 1968cc 120 CID Turbo Diesel	BHW		7210	27210	N/A	2295	22295	4322 <sup>78</sup>	224322 <sup>78</sup>	N/A <sup>78</sup>	1
L4 2.0L 1984cc (Mex.)	BLR	H	7187	27187	47187	9013	29013	4489	224489	4234489	
V6 2.8L 2771cc	ATQ		1355	21355	N/A	2295	22295	4322 <sup>78</sup>	224322 <sup>78</sup>	N/A <sup>78</sup>	1
V8 4.0L 3999cc (Mex.)	BDN		1212	21212	N/A	2295	22295	4322	224322	N/A	
	BDP		1212	21212	N/A	2295	22295	4322	224322	N/A	

## PHAETON

V8 4.2L 4172cc	BGH		7329	N/A	N/A	N/A Left N/A Right	N/A Left N/A Right	N/A	N/A	N/A	
W12 6.0L 5998cc	BAP		7562	N/A	N/A	N/A Left N/A Right	N/A Left N/A Right	N/A	N/A	N/A	

## POINTER

L4 1.8L 1781cc (Mex.)			1088	21088	N/A	200030	N/A	N/A	N/A	N/A	
L4 1.9L 1896cc Diesel (Mex.)	BGG		1191	21191	N/A			N/A	N/A	N/A	

## POINTER PICKUP

L4 1.8L 1780cc (Mex.)			1393	21393	41393	200030	N/A	N/A	N/A	N/A	
L4 1.9L 1896cc Diesel (Mex.)	BGG		1191	21191	N/A			N/A	N/A	N/A	

## POINTER TRUCK

L4 1.8L 1780cc (Mex.)			1393	21393	41393	200030	N/A	N/A	N/A	N/A	
-----------------------	--	--	------	-------	-------	--------	-----	-----	-----	-----	--

## POINTER WAGON

L4 1.8L 1780cc (Mex.)			1516 <sup>53</sup>	21516 <sup>70</sup>	41516	200030	N/A	N/A	N/A	N/A	
-----------------------	--	--	--------------------	---------------------	-------	--------	-----	-----	-----	-----	--

## POLO

L4 1.6L 1588cc (Mex.)			107203	N/A	N/A			N/A	N/A	N/A	
L4 1.9L 1896 cc Diesel (Mex.)			7083	27083	N/A	209465	N/A	N/A	N/A	N/A	
L4 2.0L 1984cc (Mex.)			1393	21393	41393	206702	N/A	4322	224322	N/A	

## SHARAN

L4 1.8L 1781cc (Mex.)			1393	21393	41393	206673	N/A	236849	N/A	N/A	
L4 1.8L 1781cc Turbo (Mex.)			1393	21393	41393	206673	N/A	236849	N/A	N/A	

## TOUAREG

V6 3.2L 3189cc 195 CID	BMX		1212	21212	N/A	2859	22859	4631	224631	N/A	4
V6 3.2L 3200cc 195 CID	BAA		1212	21212	N/A	2859	22859	4631	224631	N/A	4
V8 4.2L 4172cc	AXQ		7563	N/A	N/A	2859	22859	4631	224631	N/A	4

## TOUAREG TDI

V10 5.0L 4921cc Turbo Diesel	BKW		7162	N/A	N/A	2859	22859	4631	224631	N/A	4
------------------------------	-----	--	------	-----	-----	------	-------	------	--------	-----	---

N/A = Not Available N/R = Not Required N/S = Not Servicable For cabin air locator chart, see pages 5-12 See pages 13-16 for footnotes

1) ProSelect - Normal Driving - Traditional Change Intervals 2) NAPA Gold - Severe Driving - OE Recommended intervals 3) NAPA Platinum - Harsh Driving - OE Recommend Intervals

N/A = Non disponible N/R = Non nécessaire N/S = Non réparable Voir le tableau des filtres et d'habitacle aux pages 5-12 Voir pages 13-16 pour des notes

1) NAPA ProSelect et Argent - Conduite normale - Intervalles normaux de remplacement 2) NAPA Or - Conduite difficile - Intervalles recommandés par FEO 3) NAPA Platine - Conduite très difficile - Intervalles recommandés par FEO

N/A = No disponible N/R = No requerido N/S = No Servicable Para el aire de la cabina y tabla de localización de filtro, consulte las páginas 5-12 Ver las páginas 13-16 para las notas al pie de página

1) NAPA ProSelect y Plata - Manejo normal - Intervalles normales de cambio 2) NAPA Oro - Manejo difícil - Intervalles recomendados por el OEM 3) NAPA Platino - Manejo muy difícil - Intervalles recomendados por el OEM

Italicized Part Numbers May Not Be Available.

Las piezas con números en *italicas* pueden no estar disponibles.Les numéros de pièce en *italiques* peuvent ne pas être disponibles.



## VOLKSWAGEN 2005-2004

## Pass Car Light Truck - Oil - Air - Cabin

Year/Año/Année Model/Modelo/Modele Engine/Motor/Moteur	Eng. Code Código de motor Code moteur	VIN NIV NIV	GOLD Oil Aceite Huile	ProSelect Oil Aceite Huile	Platinum Oil Aceite Huile	GOLD Air Aire Air	ProSelect Air Aire Air	GOLD Cabin Air Cabina Aire Cabine Air	ProSelect Cabin Air Cabina Aire Cabine Air	Platinum Cabin Air Cabina Aire Cabine Air	Loc. Cabin Air Cabina Aire Cabine Air
--	---	-------------------	--------------------------------	-------------------------------------	------------------------------------	----------------------------	---------------------------------	--	---	--	--

## VOLKSWAGEN (Cont'd/Suite)

## 2005 (Cont'd/Suite)

## VAN

L4 1.8L 1780cc (Mex.)						2827	N/A	4322	224322	N/A	
L4 1.8L 1780cc (Mex.)			1393	21393	41393			4322	224322	N/A	

## 2004

## BEETLE

L4 1.8L 1781cc Turbo	AWP		1393	21393	41393	2472	22472	4322 <sup>78</sup>	224322 <sup>78</sup>	N/A <sup>78</sup>	1
	AWV		1393	21393	41393	2472	22472	4322 <sup>78</sup>	224322 <sup>78</sup>	N/A <sup>78</sup>	1
L4 1.9L 1896cc 116 CID Turbo Diesel	ALH		7210	27210	N/A	2472	22472	4322 <sup>78</sup>	224322 <sup>78</sup>	N/A <sup>78</sup>	1
	BEW		7210	27210	N/A	2472	22472	4322 <sup>78</sup>	224322 <sup>78</sup>	N/A <sup>78</sup>	1
L4 2.0L 1984cc 121 CID	BEV		1393	21393	41393	2472	22472	4322 <sup>78</sup>	224322 <sup>78</sup>	N/A <sup>78</sup>	1
	BGD		1393	21393	41393	2472	22472	4322 <sup>78</sup>	224322 <sup>78</sup>	N/A <sup>78</sup>	1

## BORA

L4 2.0L 1984cc (Mex.)	AQY		1393	21393	41393	2472	22472	4322	224322	N/A	
-----------------------	-----	--	------	-------	-------	------	-------	------	--------	-----	--

## DERBY

L4 1.8L 1781cc (Mex.)			1393	21393	41393	2827	N/A	4322	224322	N/A	
-----------------------	--	--	------	-------	-------	------	-----	------	--------	-----	--

## EUROVAN

L5 2.5L 2461cc 150 CID (Mex.)			1773 <sup>53</sup>	N/A <sup>70</sup>	N/A	2485	N/A	N/A	N/A	N/A	
-------------------------------	--	--	--------------------	-------------------	-----	------	-----	-----	-----	-----	--

## GOLF

L4 1.6L 1595cc (Mex.)	BGU		1393	21393	41393	9013	29013	4489	224489	4234489	
L4 1.8L 1781cc Turbo	AWP		1393	21393	41393	2472	22472	4322 <sup>78</sup>	224322 <sup>78</sup>	N/A <sup>78</sup>	1
L4 1.9L 1896cc 116 CID Turbo Diesel	ALH		7210	27210	N/A	2472	22472	4322 <sup>78</sup>	224322 <sup>78</sup>	N/A <sup>78</sup>	1
	BEW		7210	27210	N/A	2472	22472	4322 <sup>78</sup>	224322 <sup>78</sup>	N/A <sup>78</sup>	1
L4 1.9L 1896cc Turbo Diesel (Mex.)	BXF		7083	27083	N/A	9020	29020	4489	224489	4234489	
L4 2.0L 1984cc 121 CID	BEV		1393	21393	41393	2472	22472	4322 <sup>78</sup>	224322 <sup>78</sup>	N/A <sup>78</sup>	1
V6 2.8L 2792cc (Mex.)						2472	22472	4322	224322	N/A	
V6 3.2L 3189cc (Mex.)	BUB					9122	N/A	4489	224489	4234489	

## GOLF GTI

L4 1.8L 1781cc Turbo	AWP		1393	21393	41393	2472	22472	4322 <sup>78</sup>	224322 <sup>78</sup>	N/A <sup>78</sup>	1
V6 2.8L 2792cc	BDF		7083	27083	N/A	2472	22472	4322 <sup>78</sup>	224322 <sup>78</sup>	N/A <sup>78</sup>	1

## GOLF R32

V6 3.2L 3189cc	BJS		7083	27083	N/A	2472	22472	4322 <sup>78</sup>	224322 <sup>78</sup>	N/A <sup>78</sup>	1
----------------	-----	--	------	-------	-----	------	-------	--------------------	----------------------	-------------------	---

## JETTA

L4 1.8L 1781cc Turbo	AWP		1393	21393	41393	2472	22472	4322 <sup>78</sup>	224322 <sup>78</sup>	N/A <sup>78</sup>	1
L4 1.9L 1896cc 116 CID Turbo Diesel	ALH		7210	27210	N/A	2472	22472	4322 <sup>78</sup>	224322 <sup>78</sup>	N/A <sup>78</sup>	1
	BEW		7210	27210	N/A	2472	22472	4322 <sup>78</sup>	224322 <sup>78</sup>	N/A <sup>78</sup>	1
L4 2.0L 1984cc			1393	21393	41393	2472	22472	4322 <sup>78</sup>	224322 <sup>78</sup>	N/A <sup>78</sup>	1
V6 2.8L 2792cc	BDF		7083	27083	N/A	2472	22472	4322 <sup>78</sup>	224322 <sup>78</sup>	N/A <sup>78</sup>	1

## NEW BEETLE

L4 1.4L 1390cc (Mex.)	BCA		107203	N/A	N/A			4322	224322	N/A	
L4 1.6L 1588cc (Mex.)			1393	21393	41393	2472	22472	4322	224322	N/A	
L4 1.8L 1781cc (Mex.)			1393	21393	41393	2472	22472	4322	224322	N/A	
L4 1.9L 1896 cc Diesel (Mex.)	ALH		7210	27210	N/A	2472	22472	N/A	N/A	N/A	
L4 2.0L 1984cc (Mex.)	BDC		1393	21393	41393	2472	22472	4322	224322	N/A	
L5 2.3L 2319cc (Mex.)	AQN		7083	27083	N/A	2472	22472	N/A	N/A	N/A	

## NEW BEETLE CABRIO

L4 1.4L 1390cc (Mex.)	BCA		107203	N/A	N/A			N/A	N/A	N/A	
L4 1.6L 1588cc (Mex.)			1516	21516	41516	2472	22472	N/A	N/A	N/A	
L4 1.8L 1781cc Turbo (Mex.)			1516	21516	41516	2472	22472	N/A	N/A	N/A	

N/A = Not Available N/R = Not Required N/S = Not Servicable For cabin air locator chart, see pages 5-12 See pages 13-16 for footnotes

1) ProSelect - Normal Driving - Traditional Change Intervals 2) NAPA Gold - Severe Driving - OE Recommended intervals 3) NAPA Platinum - Harsh Driving - OE Recommend Intervals

N/A = Non disponible N/R = Non nécessaire N/S = Non réparable Voir le tableau des filtres et d'habitacle aux pages 5-12 Voir pages 13-16 pour des notes

1) NAPA ProSelect et Argent - Conduite normale - Intervalles normaux de remplacement 2) NAPA Or - Conduite difficile - Intervalles recommandés par FEO 3) NAPA Platine - Conduite très difficile - Intervalles recommandés par FEO

N/A = No disponible N/R = No requerido N/S = No Servicable Para el aire de la cabina y tabla de localización de filtro, consulte las páginas 5-12 Ver las páginas 13-16 para las notas al pie de página

1) NAPA ProSelect y Plata - Manejo normal - Intervalos normales de cambio 2) NAPA Oro - Manejo difícil - Intervalos recomendados por el OEM 3) NAPA Platino - Manejo muy difícil - Intervalos recomendados por el OEM

*Italicized Part Numbers May Not Be Available.*

Las piezas con números en *italicas* pueden no estar disponibles.  
Les numéros de pièce en *italiques* peuvent ne pas être disponibles.



Pass Car Light Truck - Oil - Air - Cabin

VOLKSWAGEN 2004

Year/Año/Année Model/Modelo/Modèle Engine/Motor/Moteur	Eng. Code Código de motor Code moteur	VIN NIV NIV	GOLD Oil Aceite Huile	ProSelect Oil Aceite Huile	Platinum Oil Aceite Huile	GOLD Air Aire Air	ProSelect Air Aire Air	GOLD Cabin Air Cabina Aire Cabine Air	ProSelect Cabin Air Cabina Aire Cabine Air	Platinum Cabin Air Cabina Aire Cabine Air	Loc. Cabin Air Cabina Aire Cabine Air
--	---	-------------------	--------------------------------	-------------------------------------	------------------------------------	----------------------------	---------------------------------	--	---	--	--

VOLKSWAGEN (Cont'd/Suite)

**2004** (Cont'd/Suite)

NEW BETTLE CABRIO (Cont'd/Suite)

L4 1.9L 1896 cc Diesel (Mex.)			7210	27210	N/A	2472	22472	N/A	N/A	N/A	
-------------------------------	--	--	------	-------	-----	------	-------	-----	-----	-----	--

PASSAT

L4 1.8L 1781cc Turbo	AWM		1191	21191	N/A	2295	22295	4322 <sup>78</sup>	224322 <sup>78</sup>	N/A <sup>78</sup>	1
L4 1.8L 1781cc Turbo (Mex.)			1393	21393	41393	2295	22295	4774	224774	N/A	
L4 1.9L 1896cc Turbo Diesel (Mex.)	AVB		7210	27210	N/A	2295	22295	4322	224322	N/A	
L4 2.0L 1968cc 120 CID Turbo Diesel	BHW	E	7210	27210	N/A	2295	22295	4322 <sup>78</sup>	224322 <sup>78</sup>	N/A <sup>78</sup>	1
L4 2.0L 1984cc (Mex.)	AZM		1393	21393	41393	2295	22295	4322	224322	N/A	
V6 2.8L 2771cc	ATQ	H	1355	21355	N/A	2295	22295	4322 <sup>78</sup>	224322 <sup>78</sup>	N/A <sup>78</sup>	1
V8 4.0L 3999cc (Mex.)	BDP		1212	21212	N/A	2295	22295	4322	224322	N/A	
V8 4.0L 3999cc 244 CID	BDP		1212	21212	N/A	2295	22295	4322 <sup>78</sup>	224322 <sup>78</sup>	N/A <sup>78</sup>	1

PHAETON

V8 4.2L 4172cc	BGH		7329	N/A	N/A	N/A Left N/A Right	N/A Left N/A Right	N/A	N/A	N/A	
W12 6.0L 6000cc			7562	N/A	N/A	N/A <sup>187</sup> Left N/A <sup>188</sup> Right 200949 <sup>89</sup> Left 200950 <sup>90</sup> Right	N/A <sup>187</sup> Left N/A <sup>188</sup> Right N/A <sup>89</sup> Left N/A <sup>90</sup> Right	N/A	N/A	N/A	

POINTER

L4 1.8L 1781cc (Mex.)			1088	21088	N/A	200030	N/A	N/A	N/A	N/A	
L4 1.9L 1896cc Diesel (Mex.)	BGG		1191	21191	N/A			N/A	N/A	N/A	

POINTER PICKUP

L4 1.8 L 1800cc (Mex.)			1516	21516	41516	200030	N/A	N/A	N/A	N/A	
L4 1.8L 1780cc (Mex.)			1393	21393	41393	200030	N/A	N/A	N/A	N/A	
L4 1.9L 1896cc Diesel (Mex.)	BGG		1191	21191	N/A			N/A	N/A	N/A	

POINTER TRUCK

L4 1.8L 1780cc (Mex.)			1393	21393	41393	200030	N/A	N/A	N/A	N/A	
-----------------------	--	--	------	-------	-------	--------	-----	-----	-----	-----	--

POINTER WAGON

L4 1.8L 1780cc (Mex.)			1516 <sup>53</sup>	21516 <sup>70</sup>	41516	200030	N/A	N/A	N/A	N/A	
-----------------------	--	--	--------------------	---------------------	-------	--------	-----	-----	-----	-----	--

POLO

L4 1.6L 1588cc (Mex.)			107203	N/A	N/A			N/A	N/A	N/A	
L4 1.9L 1896 cc Diesel (Mex.)			7083	27083	N/A	209465	N/A	N/A	N/A	N/A	
L4 2.0L 1984cc (Mex.)			1393	21393	41393	206702	N/A	4322	224322	N/A	

R32

V6 3.2L 3189cc 195 CID	CBRA		7083	27083	N/A	2472	22472	4322	224322	N/A	4
------------------------	------	--	------	-------	-----	------	-------	------	--------	-----	---

SEDAN

L4 1.6L 1584cc (Mex.)			1393	21393	41393	2170	22170	N/A	N/A	N/A	
-----------------------	--	--	------	-------	-------	------	-------	-----	-----	-----	--

SHARAN

L4 1.8L 1781cc (Mex.)			1393	21393	41393	206673	N/A	N/A	N/A	N/A	
-----------------------	--	--	------	-------	-------	--------	-----	-----	-----	-----	--

TOUAREG

V6 3.2L 3200cc 195 CID	BAA		1212	21212	N/A	2859	22859	4631	224631	N/A	4
V8 4.2L 4172cc	AXQ		7563	N/A	N/A	2859	22859	4631	224631	N/A	4

TOUAREG TDI

V10 4.9L 4921cc 300 CID Turbo Diesel	BKW		7162	N/A	N/A	2859	22859	4631	224631	N/A	4
--------------------------------------	-----	--	------	-----	-----	------	-------	------	--------	-----	---

N/A = Not Available N/R = Not Required N/S = Not Servicable For cabin air locator chart, see pages 5-12 See pages 13-16 for footnotes

1) ProSelect - Normal Driving - Traditional Change Intervals 2) NAPA Gold - Severe Driving - OE Recommended intervals 3) NAPA Platinum - Harsh Driving - OE Recommend Intervals

N/A = Non disponible N/R = Non nécessaire N/S = Non réparable Voir le tableau des filtres et d'habitacle aux pages 5-12 Voir pages 13-16 pour des notes

1) NAPA ProSelect et Argent - Conduite normale - Intervalles normaux de remplacement 2) NAPA Or - Conduite difficile - Intervalles recommandés par FEO 3) NAPA Platine - Conduite très difficile - Intervalles recommandés par FEO

N/A = No disponible N/R = No requerido N/S = No Servicable Para el aire de la cabina y tabla de localización de filtro, consulte las páginas 5-12 Ver las páginas 13-16 para las notas al pie de página

1) NAPA ProSelect y Plata - Manejo normal - Intervalos normales de cambio 2) NAPA Oro - Manejo difícil - Intervalos recomendados por el OEM 3) NAPA Platino - Manejo muy difícil - Intervalos recomendados por el OEM

*Italicized Part Numbers May Not Be Available.*

Las piezas con números en *italicas* pueden no estar disponibles.

Les numéros de pièce en *italiques* peuvent ne pas être disponibles.

P  
a  
s  
s  
C  
a  
r  
L  
i  
g  
h  
t  
T  
r  
u  
c  
k  
O  
i  
l  
-  
A  
i  
r  
-  
C  
a  
b  
i  
n



VOLKSWAGEN 2004-2003

Pass Car Light Truck - Oil - Air - Cabin

Year/Año/Année Model/Modelo/Modele Engine/Motor/Moteur	Eng. Code Código de motor Code moteur	VIN NIV NIV	GOLD Oil Aceite Huile	ProSelect Oil Aceite Huile	Platinum Oil Aceite Huile	GOLD Air Aire Air	ProSelect Air Aire Air	GOLD Cabin Air Cabina Aire Cabine Air	ProSelect Cabin Air Cabina Aire Cabine Air	Platinum Cabin Air Cabina Aire Cabine Air	Loc. Cabin Air Cabina Aire Cabine Air
--	---	-------------------	--------------------------------	-------------------------------------	------------------------------------	----------------------------	---------------------------------	--	---	--	--

VOLKSWAGEN (Cont'd/Suite)

**2004** (Cont'd/Suite)

**VAN**

L4 1.8L 1780cc (Mex.)						2827	N/A	4322	224322	N/A	
L4 1.8L 1780cc (Mex.)			1393	21393	41393			4322	224322	N/A	

**2003**

**BEETLE**

L4 1.6L (Mex.)	ACD					2170	22170	N/A	N/A	N/A	
L4 1.8L 1781cc Turbo	AWP		1393	21393	41393	2472	22472	4322 <sup>78</sup>	224322 <sup>78</sup>	N/A <sup>78</sup>	1
	AWW		1393	21393	41393	2472	22472	4322 <sup>78</sup>	224322 <sup>78</sup>	N/A <sup>78</sup>	1
L4 1.9L 1896cc 116 CID Turbo Diesel	ALH		7210	27210	N/A	2472	22472	4322	224322	N/A	1
L4 2.0L 1984cc 121 CID	AVH		1393	21393	41393	2472	22472	4322 <sup>78</sup>	224322 <sup>78</sup>	N/A <sup>78</sup>	1
	AZG		1393	21393	41393	2472	22472	4322 <sup>78</sup>	224322 <sup>78</sup>	N/A <sup>78</sup>	1
	BDC		1393	21393	41393	2472	22472	4322 <sup>78</sup>	224322 <sup>78</sup>	N/A <sup>78</sup>	1

**BORA**

L4 2.0L 1984cc (Mex.)	AQY		1393	21393	41393	2472	22472	4322	224322	N/A	
-----------------------	-----	--	------	-------	-------	------	-------	------	--------	-----	--

**DERBY**

L4 1.8L 1781cc (Mex.)			1393	21393	41393	2827	N/A	4322	224322	N/A	
L4 2.0L 1985cc (Mex.)			1088	21088	N/A	2827	N/A	4322	224322	N/A	

**EUROVAN**

L5 2.5L 2461cc 150 CID (Mex.)			1773 <sup>53</sup>	N/A <sup>70</sup>	N/A	2485	N/A	N/A	N/A	N/A	
V6 2.8L 2792cc	AXK		7083	27083	N/A	2485	N/A	236874	N/A	N/A	

**GOLF**

L4 1.6L 1595cc (Mex.)			1393	21393	41393	2472	22472	4322	224322	N/A	
L4 1.6L 1598cc (Mex.)								4322	224322	N/A	
L4 1.8L 1781cc Turbo	AWP		1393	21393	41393	2472	22472	4322	224322	N/A	1
L4 1.9L 1896cc 116 CID Turbo Diesel	ALH		7210	27210	N/A	2472	22472	4322	224322	N/A	1
L4 2.0L 1984cc 121 CID	AVH		1393	21393	41393	2472	22472	4322	224322	N/A	1
V6 2.8L 2792cc (Mex.)						2472	22472	4322	224322	N/A	
V6 3.2L 3189cc (Mex.)			7083	27083	N/A	9122	N/A	4489	224489	4234489	

**GOLF GTI**

L4 1.8L 1781cc Turbo	AWP		1393	21393	41393	2472	22472	4322	224322	N/A	1
V6 2.8L 2792cc	BDF		7083	27083	N/A	2472	22472	4322	224322	N/A	1

**GTI**

L4 2.0L 1984cc (Mex.)			1393	21393	41393	2472	22472	4322	224322	N/A	
-----------------------	--	--	------	-------	-------	------	-------	------	--------	-----	--

**JETTA**

L4 1.8L 1781cc Turbo	AWP		1393	21393	41393	2472	22472	4322	224322	N/A	1
L4 1.9L 1896cc 116 CID Turbo Diesel	ALH		7210	27210	N/A	2472	22472	4322	224322	N/A	1
L4 2.0L 1984cc 121 CID	AVH		1393	21393	41393	2472	22472	4322	224322	N/A	1
	AZG		1393	21393	41393	2472	22472	4322 <sup>78</sup>	224322 <sup>78</sup>	N/A <sup>78</sup>	1
V6 2.8L 2792cc	AFP		1212	21212	N/A	2472	22472	4322 <sup>78</sup>	224322 <sup>78</sup>	N/A <sup>78</sup>	1
	BDF		7083	27083	N/A	2472	22472	4322	224322	N/A	1

**NEW BEETLE**

L4 1.4L 1390cc (Mex.)	BCA		107203	N/A	N/A			4322	224322	N/A	
L4 1.6L 1588cc (Mex.)			1393	21393	41393	2472	22472	4322	224322	N/A	
L4 1.8L 1781cc (Mex.)			1393	21393	41393	2472	22472	4322	224322	N/A	
L4 1.9L 1896 cc Diesel (Mex.)	ALH		7210	27210	N/A	2472	22472	N/A	N/A	N/A	
L4 2.0L 1984cc (Mex.)	BEV		1393	21393	41393	2472	22472	4322	224322	N/A	
L5 2.3L 2319cc (Mex.)	AQN		7083	27083	N/A	2472	22472	N/A	N/A	N/A	

N/A = Not Available N/R = Not Required N/S = Not Servicable For cabin air locator chart, see pages 5-12 See pages 13-16 for footnotes

1) ProSelect - Normal Driving - Traditional Change Intervals 2) NAPA Gold - Severe Driving - OE Recommended intervals 3) NAPA Platinum - Harsh Driving - OE Recommend Intervals

N/A = Non disponible N/R = Non nécessaire N/S = Non réparable Voir le tableau des filtres et d'habitacle aux pages 5-12 Voir pages 13-16 pour des notes

1) NAPA ProSelect et Argent - Conduite normale - Intervalles normaux de remplacement 2) NAPA Or - Conduite difficile - Intervalles recommandés par FEO 3) NAPA Platine - Conduite très difficile - Intervalles recommandés par FEO

N/A = No disponible N/R = No requerido N/S = No Servicable Para el aire de la cabina y tabla de localización de filtro, consulte las páginas 5-12 Ver las páginas 13-16 para las notas al pie de página

1) NAPA ProSelect y Plata - Manejo normal - Intervalos normales de cambio 2) NAPA Oro - Manejo difícil - Intervalos recomendados por el OEM 3) NAPA Platino - Manejo muy difícil - Intervalos recomendados por el OEM

*Italicized Part Numbers May Not Be Available.*

Las piezas con números en *italicas* pueden no estar disponibles.  
Les numéros de pièce en *italiques* peuvent ne pas être disponibles.





## Pass Car Light Truck - Oil - Air - Cabin

## VOLKSWAGEN 2003-2002

Year/Año/Année Model/Modelo/Modèle Engine/Motor/Moteur	Eng. Code Código de motor Code moteur	VIN NIV NIV	GOLD Oil Aceite Huile	ProSelect Oil Aceite Huile	Platinum Oil Aceite Huile	GOLD Air Aire Air	ProSelect Air Aire Air	GOLD Cabin Air Cabina Aire Cabine Air	ProSelect Cabin Air Cabina Aire Cabine Air	Platinum Cabin Air Cabina Aire Cabine Air	Loc. Cabin Air Cabina Aire Cabine Air
--	---	-------------------	--------------------------------	-------------------------------------	------------------------------------	----------------------------	---------------------------------	--	---	--	--

## VOLKSWAGEN (Cont'd/Suite)

## 2003 (Cont'd/Suite)

## NEW BETTLE CABRIO

L4 1.4L 1390cc (Mex.)	BCA		107203	N/A	N/A			N/A	N/A	N/A	
L4 1.6L 1588cc (Mex.)			1516	21516	41516	2472	22472	N/A	N/A	N/A	
L4 1.8L 1781cc Turbo (Mex.)			1516	21516	41516	2472	22472	N/A	N/A	N/A	
L4 1.9L 1896 cc Diesel (Mex.)			7210	27210	N/A	2472	22472	N/A	N/A	N/A	
L4 2.0L 1984cc (Mex.)			1516	21516	41516	2472	22472	N/A	N/A	N/A	

## PASSAT

L4 1.8L 1781cc Turbo	AWM		1393	21393	41393	2295	22295	4322	224322	N/A	1
L4 1.9L 1896cc Turbo Diesel (Mex.)	AVB		7210	27210	N/A	2295	22295	4322	224322	N/A	
L4 2.0L 1984cc (Mex.)	AZM		1393	21393	41393	2295	22295	4322	224322	N/A	
V6 2.8L 2771cc	ATQ	H	1355	21355	N/A	2295	22295	4322	224322	N/A	1
V8 4.0L 3999cc (Mex.)	BDP		1212	21212	N/A	2295	22295	4322	224322	N/A	
V8 4.0L 3999cc 244 CID	BDP		1212	21212	N/A	2295	22295	4322	224322	N/A	1

## POINTER

L4 1.8L 1781cc (Mex.)			1088	21088	N/A	200030	N/A	N/A	N/A	N/A	
L4 1.9L 1896cc Diesel (Mex.)	BGG		1191	21191	N/A			N/A	N/A	N/A	

## POINTER GTI

L4 2.0L 1985cc (Mex.)			1088	21088	N/A	200030	N/A	N/A	N/A	N/A	
-----------------------	--	--	------	-------	-----	--------	-----	-----	-----	-----	--

## POINTER PICKUP

L4 1.8L 1800cc (Mex.)			1516	21516	41516	200030	N/A	N/A	N/A	N/A	
L4 1.8L 1780cc (Mex.)			1393	21393	41393	200030	N/A	N/A	N/A	N/A	
L4 1.9L 1896cc Diesel (Mex.)	BGG		1191	21191	N/A			N/A	N/A	N/A	

## POINTER TRUCK

L4 1.8L 1780cc (Mex.)			1393	21393	41393	200030	N/A	N/A	N/A	N/A	
-----------------------	--	--	------	-------	-------	--------	-----	-----	-----	-----	--

## POINTER WAGON

L4 1.8L 1780cc (Mex.)			1516 <sup>53</sup>	21516 <sup>70</sup>	41516	200030	N/A	N/A	N/A	N/A	
-----------------------	--	--	--------------------	---------------------	-------	--------	-----	-----	-----	-----	--

## POLO

L4 1.6L 1588cc (Mex.)			107203	N/A	N/A			N/A	N/A	N/A	
L4 1.9L 1896 cc Diesel (Mex.)			7083	27083	N/A	209465	N/A	N/A	N/A	N/A	
L4 2.0L 1984cc (Mex.)			1393	21393	41393	206702	N/A	4322	224322	N/A	

## SEDAN

L4 1.6L 1584cc (Mex.)			1393	21393	41393	2170	22170	N/A	N/A	N/A	
-----------------------	--	--	------	-------	-------	------	-------	-----	-----	-----	--

## SHARAN

L4 1.8L 1781cc (Mex.)			1393	21393	41393	206673	N/A	N/A	N/A	N/A	
-----------------------	--	--	------	-------	-------	--------	-----	-----	-----	-----	--

## VAN

L4 1.8L 1780cc			1393	21393	41393			4322	224322	N/A	
L4 1.8L 1780cc (Mex.)						2827	N/A	4322	224322	N/A	
L4 1.8L 1780cc (Mex.)			1393	21393	41393			4322	224322	N/A	

## 2002

## BEETLE

L4 1.6L (Mex.)	ACD					2170	22170	N/A	N/A	N/A	
L4 1.8L 1781cc Turbo	AWP		1393	21393	41393	2472	22472	4322 <sup>78</sup>	224322 <sup>78</sup>	N/A <sup>78</sup>	1
	AWV		1393	21393	41393	2472	22472	4322 <sup>78</sup>	224322 <sup>78</sup>	N/A <sup>78</sup>	1
L4 1.9L 1896cc 116 CID Turbo Diesel	ALH		7210	27210	N/A	2472	22472	4322 <sup>78</sup>	224322 <sup>78</sup>	N/A <sup>78</sup>	1
L4 2.0L 1984cc 121 CID	AVH		1393	21393	41393	2472	22472	4322 <sup>78</sup>	224322 <sup>78</sup>	N/A <sup>78</sup>	1
	AZG		1393	21393	41393	2472	22472	4322 <sup>78</sup>	224322 <sup>78</sup>	N/A <sup>78</sup>	1

## BORA

L4 2.0L 1984cc (Mex.)	AQY		1393	21393	41393	2472	22472	4322	224322	N/A	
-----------------------	-----	--	------	-------	-------	------	-------	------	--------	-----	--

N/A = Not Available N/R = Not Required N/S = Not Servicable For cabin air locator chart, see pages 5-12 See pages 13-16 for footnotes

1) ProSelect - Normal Driving - Traditional Change Intervals 2) NAPA Gold - Severe Driving - OE Recommended intervals 3) NAPA Platinum - Harsh Driving - OE Recommend Intervals

N/A = Non disponible N/R = Non nécessaire N/S = Non réparable Voir le tableau des filtres et d'habitacle aux pages 5-12 Voir pages 13-16 pour des notes

1) NAPA ProSelect et Argent - Conduite normale - Intervalles normaux de remplacement 2) NAPA Or - Conduite difficile - Intervalles recommandés par FEO 3) NAPA Platine - Conduite très difficile - Intervalles recommandés par FEO

N/A = No disponible N/R = No requerido N/S = No Servicable Para el aire de la cabina y tabla de localización de filtro, consulte las páginas 5-12 Ver las páginas 13-16 para las notas al pie de página

1) NAPA ProSelect y Plata - Manejo normal - Intervalles normales de cambio 2) NAPA Oro - Manejo difícil - Intervalles recomendados por el OEM 3) NAPA Platino - Manejo muy difícil - Intervalles recomendados por el OEM

*Italicized Part Numbers May Not Be Available.*

Las piezas con números en *italicas* pueden no estar disponibles.

Les numéros de pièce en *italiques* peuvent ne pas être disponibles.

P  
a  
s  
s  
C  
a  
r  
L  
i  
g  
h  
t  
T  
r  
u  
c  
k  
O  
i  
l  
-  
A  
i  
r  
-  
C  
a  
b  
i  
n



## VOLKSWAGEN 2002

## Pass Car Light Truck - Oil - Air - Cabin

Year/Año/Année Model/Modelo/Modèle Engine/Motor/Moteur	Eng. Code Código de motor Code moteur	VIN NIV NIV	GOLD Oil Aceite Huile	ProSelect Oil Aceite Huile	Platinum Oil Aceite Huile	GOLD Air Aire Air	ProSelect Air Aire Air	GOLD Cabin Air Cabina Aire Cabine Air	ProSelect Cabin Air Cabina Aire Cabine Air	Platinum Cabin Air Cabina Aire Cabine Air	Loc. Cabin Air Cabina Aire Cabine Air
--	---	-------------------	--------------------------------	-------------------------------------	------------------------------------	----------------------------	---------------------------------	--	---	--	--

## VOLKSWAGEN (Cont'd/Suite)

## 2002 (Cont'd/Suite)

## CABRIO

L4 1.8L 1984cc 121 CID	ABA		1393	21393	41393	6327	26327	4322 <sup>78</sup>	224322 <sup>78</sup>	N/A <sup>78</sup>	1
------------------------	-----	--	------	-------	-------	------	-------	--------------------	----------------------	-------------------	---

## COMBI

L4 1.8L 1781cc (Mex.)			1393	21393	41393	6415	N/A	N/A	N/A	N/A	
-----------------------	--	--	------	-------	-------	------	-----	-----	-----	-----	--

## DERBY

L4 1.8L 1781cc (Mex.)			1393	21393	41393	2827	N/A	4322	224322	N/A	
L4 2.0L 1985cc (Mex.)			1088	21088	N/A	2827	N/A	4322	224322	N/A	

## EUROVAN

L5 2.5L 2461cc 150 CID (Mex.)			1773	N/A	N/A	2485	N/A	N/A	N/A	N/A	
V6 2.8L 2792cc	AES		1212	21212	N/A	2485	N/A	236874	N/A	N/A	
	AXK		7083	27083	N/A	2485	N/A	236874	N/A	N/A	

## GOLF

L4 1.6L 1595cc (Mex.)			1393	21393	41393	2472	22472	4322	224322	N/A	
L4 1.6L 1598cc (Mex.)								4322	224322	N/A	
L4 1.8L 1781cc Turbo	AWP		1393	21393	41393	2472	22472	4322 <sup>78</sup>	224322 <sup>78</sup>	N/A <sup>78</sup>	1
L4 1.9L 1896cc 116 CID Turbo Diesel	ALH		7210	27210	N/A	2472	22472	4322 <sup>78</sup>	224322 <sup>78</sup>	N/A <sup>78</sup>	1
L4 2.0L 1984cc 121 CID	AVH		1393	21393	41393	2472	22472	4322 <sup>78</sup>	224322 <sup>78</sup>	N/A <sup>78</sup>	1
	AZG		1393	21393	41393	2472	22472	4322 <sup>78</sup>	224322 <sup>78</sup>	N/A <sup>78</sup>	1
V6 2.8L 2792cc (Mex.)						2472	22472	4322	224322	N/A	

## GOLF GTI

L4 1.8L 1781cc Turbo	AWP		1393	21393	41393	2472	22472	4322 <sup>78</sup>	224322 <sup>78</sup>	N/A <sup>78</sup>	1
V6 2.8L 2792cc	AFP		1212	21212	N/A	2472	22472	4322	224322	N/A	1
	BDF		7083	27083	N/A	2472	22472	4322	224322	N/A	1

## GTI

L4 2.0L 1984cc (Mex.)			1393	21393	41393	2472	22472	4322	224322	N/A	
-----------------------	--	--	------	-------	-------	------	-------	------	--------	-----	--

## JETTA

L4 1.8L 1781cc Turbo	AWP		1393	21393	41393	2472	22472	4322 <sup>78</sup>	224322 <sup>78</sup>	N/A <sup>78</sup>	1
L4 1.9L 1896cc 116 CID Turbo Diesel	ALH		7210	27210	N/A	2472	22472	4322 <sup>78</sup>	224322 <sup>78</sup>	N/A <sup>78</sup>	1
L4 2.0L 1984cc 121 CID	AVH		1393	21393	41393	2472	22472	4322 <sup>78</sup>	224322 <sup>78</sup>	N/A <sup>78</sup>	1
	AZG		1393	21393	41393	2472	22472	4322 <sup>78</sup>	224322 <sup>78</sup>	N/A <sup>78</sup>	1
V6 2.8L 2792cc	AFP		1212	21212	N/A	2472	22472	4322 <sup>78</sup>	224322 <sup>78</sup>	N/A <sup>78</sup>	1
	BDF		7083	27083	N/A	2472	22472	4322 <sup>78</sup>	224322 <sup>78</sup>	N/A <sup>78</sup>	1

## NEW BEETLE

L4 1.4L 1390cc (Mex.)	BCA		107203	N/A	N/A			N/A	N/A	N/A	
L4 1.6L 1588cc (Mex.)			1393	21393	41393	2472	22472	4322	224322	N/A	
L4 1.8L 1781cc (Mex.)			1393	21393	41393	2472	22472	4322	224322	N/A	
L4 1.9L 1896 cc Diesel (Mex.)	ALH		7210	27210	N/A	2472	22472	N/A	N/A	N/A	
L4 2.0L 1984cc (Mex.)	AZJ		1393	21393	41393	2472	22472	4322	224322	N/A	
L5 2.3L 2319cc (Mex.)	AQN		7083	27083	N/A	2472	22472	N/A	N/A	N/A	

## PASSAT

L4 1.8L 1781cc Turbo	AWM		1393	21393	41393	2295	22295	4774 4322 <sup>78</sup>	224774 224322 <sup>78</sup>	N/A N/A <sup>78</sup>	1 1
L4 1.9L 1896cc Turbo Diesel (Mex.)	AVB		7210	27210	N/A	2295	22295	4322	224322	N/A	
L4 2.0L 1984cc (Mex.)			1393	21393	41393	2295	22295	4322	224322	N/A	
V6 2.8L 2771cc	ATQ	H	1355	21355	N/A	2295	22295	4774 4322 <sup>198</sup>	224774 224322 <sup>198</sup>	N/A N/A <sup>198</sup>	1 1
V8 4.0L 3999cc (Mex.)	BDP		1212	21212	N/A	2295	22295	4322	224322	N/A	
W8 4.0L 3999cc 244 CID	BDP		1212	21212	N/A	2295	22295	4774 4322 <sup>78</sup>	224774 224322 <sup>78</sup>	N/A N/A <sup>78</sup>	1 1

N/A = Not Available N/R = Not Required N/S = Not Servicable For cabin air locator chart, see pages 5-12 See pages 13-16 for footnotes

1) ProSelect - Normal Driving - Traditional Change Intervals 2) NAPA Gold - Severe Driving - OE Recommended intervals 3) NAPA Platinum - Harsh Driving - OE Recommend Intervals

N/A = Non disponible N/R = Non nécessaire N/S = Non réparable Voir le tableau des filtres et d'habitacle aux pages 5-12 Voir pages 13-16 pour des notes

1) NAPA ProSelect et Argent - Conduite normale - Intervalles normaux de remplacement 2) NAPA Or - Conduite difficile - Intervalles recommandés par FEO 3) NAPA Platine - Conduite très difficile - Intervalles recommandés par FEO

N/A = No disponible N/R = No requerido N/S = No Servicable Para el aire de la cabina y tabla de localización de filtro, consulte las páginas 5-12 Ver las páginas 13-16 para las notas al pie de página

1) NAPA ProSelect y Plata - Manejo normal - Intervalos normales de cambio 2) NAPA Oro - Manejo difícil - Intervalos recomendados por el OEM 3) NAPA Platino - Manejo muy difícil - Intervalos recomendados por el OEM

*Italicized Part Numbers May Not Be Available.*

Las piezas con números en *italicas* pueden no estar disponibles.  
Les numéros de pièce en *italiques* peuvent ne pas être disponibles.



Pass Car Light Truck - Oil - Air - Cabin

VOLKSWAGEN 2002-2001

Year/Año/Année Model/Modelo/Modèle Engine/Motor/Moteur	Eng. Code Código de motor Code moteur	VIN NIV NIV	GOLD Oil Aceite Huile	ProSelect Oil Aceite Huile	Platinum Oil Aceite Huile	GOLD Air Aire Air	ProSelect Air Aire Air	GOLD Cabin Air Cabina Aire Cabine Air	ProSelect Cabin Air Cabina Aire Cabine Air	Platinum Cabin Air Cabina Aire Cabine Air	Loc. Cabin Air Cabina Aire Cabine Air
--	---	-------------------	--------------------------------	-------------------------------------	------------------------------------	----------------------------	---------------------------------	--	---	--	--

VOLKSWAGEN (Cont'd/Suite)

**2002** (Cont'd/Suite)

**POINTER**

L4 1.6L 1600cc Diesel (Mex.)			1088	21088	N/A	2170	22170	N/A	N/A	N/A	
L4 1.8L 1781cc (Mex.)			1088	21088	N/A	200030	N/A	N/A	N/A	N/A	
L4 1.9L 1896cc Diesel (Mex.)	AAZ		1088	21088	N/A	200030	N/A	N/A	N/A	N/A	
L4 2.0L 1984cc (Mex.)			1393	21393	41393	200030	N/A	N/A	N/A	N/A	

**POINTER GTI**

L4 2.0L 1985cc (Mex.)			1088	21088	N/A	200030	N/A	N/A	N/A	N/A	
-----------------------	--	--	------	-------	-----	--------	-----	-----	-----	-----	--

**POINTER PICKUP**

L4 1.6L 1595cc Diesel (Mex.)			1088	21088	N/A	2170	22170	N/A	N/A	N/A	
L4 1.8 L 1800cc (Mex.)			1516	21516	41516	200030	N/A	N/A	N/A	N/A	
L4 1.8L 1780cc (Mex.)			1393	21393	41393	200030	N/A	N/A	N/A	N/A	
L4 1.9 1896cc Diesel (Mex.)			1088	21088	N/A	200030	N/A	N/A	N/A	N/A	

**POINTER TRUCK**

L4 1.8L 1780cc (Mex.)			1393	21393	41393	200030	N/A	N/A	N/A	N/A	
-----------------------	--	--	------	-------	-------	--------	-----	-----	-----	-----	--

**POINTER WAGON**

L4 1.8L 1780cc (Mex.)			1516 <sup>53</sup>	21516 <sup>70</sup>	41516	200030	N/A	N/A	N/A	N/A	
-----------------------	--	--	--------------------	---------------------	-------	--------	-----	-----	-----	-----	--

**POLO**

L4 1.9L 1896cc Diesel (Mex.)			7210	27210	N/A			4322	224322	N/A	
L4 2.0L 1984cc (Mex.)	ADC		1393	21393	41393			4322	224322	N/A	

**SEDAN**

L4 1.6L 1584cc (Mex.)			1393	21393	41393	2170	22170	N/A	N/A	N/A	
-----------------------	--	--	------	-------	-------	------	-------	-----	-----	-----	--

**SHARAN**

L4 1.8L 1781cc (Mex.)			1393	21393	41393	206673	N/A	N/A	N/A	N/A	
-----------------------	--	--	------	-------	-------	--------	-----	-----	-----	-----	--

**VAN**

L4 1.8L 1780cc (Mex.)			1393	21393	41393			4322	224322	N/A	
-----------------------	--	--	------	-------	-------	--	--	------	--------	-----	--

**2001**

**BEETLE**

L4 1.6L (Mex.)	ACD					2170	22170	N/A	N/A	N/A	
L4 1.8L 1781cc Turbo	APH	1393	21393	41393	2472	22472	4322 <sup>78</sup>	224322 <sup>78</sup>	N/A <sup>78</sup>	1	
	AWV	1393	21393	41393	2472	22472	4322 <sup>78</sup>	224322 <sup>78</sup>	N/A <sup>78</sup>	1	
L4 1.9L 1896cc 116 CID Turbo Diesel	ALH	7210	27210	N/A	2472	22472	4322 <sup>78</sup>	224322 <sup>78</sup>	N/A <sup>78</sup>	1	
L4 2.0L 1984cc 121 CID	AEG	1393	21393	41393	2472	22472	4322 <sup>78</sup>	224322 <sup>78</sup>	N/A <sup>78</sup>	1	
	AVH	1393	21393	41393	2472	22472	4322 <sup>78</sup>	224322 <sup>78</sup>	N/A <sup>78</sup>	1	
	AZG	1393	21393	41393	2472	22472	4322 <sup>78</sup>	224322 <sup>78</sup>	N/A <sup>78</sup>	1	

**BORA**

L4 2.0L 1984cc (Mex.)	AQY	1393	21393	41393	2472	22472	4322	224322	N/A	
-----------------------	-----	------	-------	-------	------	-------	------	--------	-----	--

**CABRIO**

L4 2.0L 1984cc 121 CID	ABA	1393	21393	41393	6327	26327	4322 <sup>78</sup>	224322 <sup>78</sup>	N/A <sup>78</sup>	1
------------------------	-----	------	-------	-------	------	-------	--------------------	----------------------	-------------------	---

**COMBI**

L4 1.8L 1781cc (Mex.)		1393	21393	41393	6415	N/A	N/A	N/A	N/A	
-----------------------	--	------	-------	-------	------	-----	-----	-----	-----	--

**DERBY**

L4 1.8L 1781cc (Mex.)		1393	21393	41393	2827	N/A	4322	224322	N/A	
-----------------------	--	------	-------	-------	------	-----	------	--------	-----	--

**EUROVAN**

L5 2.5L 2461cc 150 CID (Mex.)		1773	N/A	N/A	2485	N/A	N/A	N/A	N/A	
V6 2.8L 2792cc	AES	1212	21212	N/A	2485	N/A	236874	N/A	N/A	
	AXK	7083	27083	N/A	2485	N/A	236874	N/A	N/A	

**GOLF**

L4 1.6L 1595cc (Mex.)		1393	21393	41393	2472	22472	4322	224322	N/A	
L4 1.8L 1781cc Turbo	AWD	1393	21393	41393	2472	22472	4322 <sup>78</sup>	224322 <sup>78</sup>	N/A <sup>78</sup>	1

N/A = Not Available N/R = Not Required N/S = Not Servicable For cabin air locator chart, see pages 5-12 See pages 13-16 for footnotes

1) ProSelect - Normal Driving - Traditional Change Intervals 2) NAPA Gold - Severe Driving - OE Recommended intervals 3) NAPA Platinum - Harsh Driving - OE Recommend Intervals

N/A = Non disponible N/R = Non nécessaire N/S = Non réparable Voir le tableau des filtres et d'habitacle aux pages 5-12 Voir pages 13-16 pour des notes

1) NAPA ProSelect et Argent - Conduite normale - Intervalles normaux de remplacement 2) NAPA Or - Conduite difficile - Intervalles recommandés par FEO 3) NAPA Platine - Conduite très difficile - Intervalles recommandés par FEO

N/A = No disponible N/R = No requerido N/S = No Servicable Para el aire de la cabina y tabla de localización de filtro, consulte las páginas 5-12 Ver las páginas 13-16 para las notas al pie de página

1) NAPA ProSelect y Plata - Manejo normal - Intervalos normales de cambio 2) NAPA Oro - Manejo difícil - Intervalos recomendados por el OEM 3) NAPA Platino - Manejo muy difícil - Intervalos recomendados por el OEM

*Italicized Part Numbers May Not Be Available.*

Las piezas con números en *italicas* pueden no estar disponibles.

Les numéros de pièce en *italiques* peuvent ne pas être disponibles.



## VOLKSWAGEN 2001

## Pass Car Light Truck - Oil - Air - Cabin

Year/Año/Année Model/Modelo/Modele Engine/Motor/Moteur	Eng. Code Código de motor Code moteur	VIN NIV NIV	GOLD Oil Aceite Huile	ProSelect Oil Aceite Huile	Platinum Oil Aceite Huile	GOLD Air Aire Air	ProSelect Air Aire Air	GOLD Cabin Air Cabina Aire Cabine Air	ProSelect Cabin Air Cabina Aire Cabine Air	Platinum Cabin Air Cabina Aire Cabine Air	Loc. Cabin Air Cabina Aire Cabine Air
--	---	-------------------	--------------------------------	-------------------------------------	------------------------------------	----------------------------	---------------------------------	--	---	--	--

## VOLKSWAGEN (Cont'd/Suite)

## 2001 (Cont'd/Suite)

## GOLF (Cont'd/Suite)

L4 1.8L 1781cc Turbo	AWW		1393	21393	41393	2472	22472	4322 <sup>78</sup>	224322 <sup>78</sup>	N/A <sup>78</sup>	1
L4 1.9L 1896cc 116 CID Turbo Diesel	ALH		7210	27210	N/A	2472	22472	4322 <sup>78</sup>	224322 <sup>78</sup>	N/A <sup>78</sup>	1
L4 2.0L 1984cc 121 CID	AEG		1393	21393	41393	2472	22472	4322 <sup>78</sup>	224322 <sup>78</sup>	N/A <sup>78</sup>	1
	AVH		1393	21393	41393	2472	22472	4322 <sup>78</sup>	224322 <sup>78</sup>	N/A <sup>78</sup>	1
	AZG		1393	21393	41393	2472	22472	4322 <sup>78</sup>	224322 <sup>78</sup>	N/A <sup>78</sup>	1
V6 2.8L 2792cc (Mex.)						2472	22472	4322	224322	N/A	

## GOLF GTI

L4 1.8L 1781cc Turbo	AWD		1393	21393	41393	2472	22472	4322 <sup>78</sup>	224322 <sup>78</sup>	N/A <sup>78</sup>	1
	AWW		1393	21393	41393	2472	22472	4322 <sup>78</sup>	224322 <sup>78</sup>	N/A <sup>78</sup>	1
V6 2.8L 2792cc	AFP		1212	21212	N/A	2472	22472	4322	224322	N/A	1

## GTI

L4 2.0L 1984cc (Mex.)			1393	21393	41393	2472	22472	4322	224322	N/A	
-----------------------	--	--	------	-------	-------	------	-------	------	--------	-----	--

## JETTA

L4 1.8L 1781cc Turbo	AWD		1393	21393	41393	2472	22472	4322 <sup>78</sup>	224322 <sup>78</sup>	N/A <sup>78</sup>	1
	AWW		1393	21393	41393	2472	22472	4322 <sup>78</sup>	224322 <sup>78</sup>	N/A <sup>78</sup>	1
L4 1.8L 1781cc Turbo (Mex.)			1393	21393	41393	2472	22472	4322	224322	N/A	
L4 1.9L 1896cc 116 CID Turbo Diesel	ALH		7210	27210	N/A	2472	22472	4322 <sup>78</sup>	224322 <sup>78</sup>	N/A <sup>78</sup>	1
L4 2.0L 1984cc 121 CID	AEG		1393	21393	41393	2472	22472	4322 <sup>78</sup>	224322 <sup>78</sup>	N/A <sup>78</sup>	1
	AVH		1393	21393	41393	2472	22472	4322 <sup>78</sup>	224322 <sup>78</sup>	N/A <sup>78</sup>	1
	AZG		1393	21393	41393	2472	22472	4322 <sup>78</sup>	224322 <sup>78</sup>	N/A <sup>78</sup>	1
V6 2.8L 2792cc	AFP		1212	21212	N/A	2472	22472	4322 <sup>78</sup>	224322 <sup>78</sup>	N/A <sup>78</sup>	1
V6 2.8L 2792cc (Mex.)			1212	21212	N/A	2472	22472	4322	224322	N/A	

## NEW BEETLE

L4 1.6L 1588cc (Mex.)			1393	21393	41393	2472	22472	4322	224322	N/A	
L4 1.8L 1781cc (Mex.)	AWP		1393	21393	41393	2472	22472	4322	224322	N/A	
L4 1.9L 1896 cc Diesel (Mex.)	ALH		7210	27210	N/A	2472	22472	N/A	N/A	N/A	
L4 2.0L 1984cc (Mex.)	AQY		1516	21516	41516	2472	22472	4322	224322	N/A	
L5 2.3L 2319cc (Mex.)	ACN		7083	27083	N/A	2472	22472	N/A	N/A	N/A	
V6 3.2L 3189cc (Mex.)	AXJ		7083	27083	N/A	2472	22472	N/A	N/A	N/A	

## PANEL

L4 1.8L 1781CC 109CID (Mex.)			1516	21516	41516	N/S	N/S	N/S	N/S	N/A	
------------------------------	--	--	------	-------	-------	-----	-----	-----	-----	-----	--

## PASSAT

L4 1.8L 1781cc Turbo	ATW		1393	21393	41393	2295	22295	4774 <sup>197</sup> 4322 <sup>197</sup>	224774 <sup>197</sup> 224322 <sup>197</sup>	N/A <sup>197</sup> N/A <sup>197</sup>	1 1
	AUG		1393	21393	41393	2295	22295	4774 <sup>197</sup> 4322 <sup>197</sup>	224774 <sup>197</sup> 224322 <sup>197</sup>	N/A <sup>197</sup> N/A <sup>197</sup>	1 1
	AWM		1393	21393	41393	2295	22295	4774 <sup>197</sup> 4322 <sup>197</sup>	224774 <sup>197</sup> 224322 <sup>197</sup>	N/A <sup>197</sup> N/A <sup>197</sup>	1 1
L4 1.9L 1896cc Turbo Diesel (Mex.)	AVF		7210	27210	N/A	2295	22295	4322	224322	N/A	1
L4 2.0L 1984cc (Mex.)	AZM		1393	21393	41393	2295	22295	4322	224322	N/A	1
V6 2.8L 2771cc	ATQ	H	1355	21355	N/A	2295	22295	4774 <sup>197</sup> 4322 <sup>197</sup>	224774 <sup>197</sup> 224322 <sup>197</sup>	N/A <sup>197</sup> N/A <sup>197</sup>	1 1

## POINTER

L4 1.6L 1600cc Diesel (Mex.)			1088	21088	N/A	2170	22170	N/A	N/A	N/A	
L4 1.8L 1781cc (Mex.)			1088	21088	N/A	200030	N/A	N/A	N/A	N/A	
L4 1.9L 1896cc Diesel (Mex.)	AAZ		1088	21088	N/A	200030	N/A	N/A	N/A	N/A	
L4 2.0L 1984cc (Mex.)			1393	21393	41393	200030	N/A	N/A	N/A	N/A	

## POINTER GTI

L4 2.0L 1985cc (Mex.)			1088	21088	N/A	200030	N/A	N/A	N/A	N/A	
-----------------------	--	--	------	-------	-----	--------	-----	-----	-----	-----	--

N/A = Not Available N/R = Not Required N/S = Not Serviceable For cabin air locator chart, see pages 5-12 See pages 13-16 for footnotes

1) ProSelect - Normal Driving - Traditional Change Intervals 2) NAPA Gold - Severe Driving - OE Recommended Intervals 3) NAPA Platinum - Harsh Driving - OE Recommend Intervals

N/A = Non disponible N/R = Non nécessaire N/S = Non réparable Voir le tableau des filtres et d'habitacle aux pages 5-12 Voir pages 13-16 pour des notes

1) NAPA ProSelect et Argent - Conduite normale - Intervalles normaux de remplacement 2) NAPA Or - Conduite difficile - Intervalles recommandés par FEO 3) NAPA Platine - Conduite très difficile - Intervalles recommandés par FEO

N/A = No disponible N/R = No requerido N/S = No Serviceable Para el aire de la cabina y tabla de localización de filtro, consulte las páginas 5-12 Ver las páginas 13-16 para las notas al pie de página

1) NAPA ProSelect y Plata - Manejo normal - Intervalos normales de cambio 2) NAPA Oro - Manejo difícil - Intervalos recomendados por el OEM 3) NAPA Platino - Manejo muy difícil - Intervalos recomendados por el OEM

*Italicized Part Numbers May Not Be Available.*

Las piezas con números en *italicas* pueden no estar disponibles.  
Les numéros de pièce en *italiques* peuvent ne pas être disponibles.



## Pass Car Light Truck - Oil - Air - Cabin

VOLKSWAGEN 2001 —  
VOLVO 2023

Year/Año/Année Model/Modelo/Modèle Engine/Motor/Moteur	Eng. Code Código de motor Code moteur	VIN NIV NIV	GOLD Oil Aceite Huile	ProSelect Oil Aceite Huile	Platinum Oil Aceite Huile	GOLD Air Aire Air	ProSelect Air Aire Air	GOLD Cabin Air Cabina Aire Cabine Air	ProSelect Cabin Air Cabina Aire Cabine Air	Platinum Cabin Air Cabina Aire Cabine Air	Loc. Cabin Air Cabina Aire Cabine Air
--	---	-------------------	--------------------------------	-------------------------------------	------------------------------------	----------------------------	---------------------------------	--	---	--	--

## VOLKSWAGEN (Cont'd/Suite)

2001 (Cont'd/Suite)

## POINTER PICKUP

L4 1.6L 1595cc Diesel (Mex.)			1088	21088	N/A	2170	22170	N/A	N/A	N/A	
L4 1.8 L 1800cc (Mex.)			1516	21516	41516	200030	N/A	N/A	N/A	N/A	
L4 1.8L 1780cc (Mex.)			1393	21393	41393	200030	N/A	N/A	N/A	N/A	
L4 1.9 1896cc Diesel (Mex.)			1088	21088	N/A	200030	N/A	N/A	N/A	N/A	

## POINTER TRUCK

L4 1.8L 1780cc (Mex.)			1393	21393	41393	200030	N/A	N/A	N/A	N/A	
-----------------------	--	--	------	-------	-------	--------	-----	-----	-----	-----	--

## POINTER WAGON

L4 1.8L 1780cc (Mex.)			1516 <sup>53</sup>	21516 <sup>70</sup>	41516	200030	N/A	N/A	N/A	N/A	
-----------------------	--	--	--------------------	---------------------	-------	--------	-----	-----	-----	-----	--

## POLO

L4 1.4L 1390cc (Mex.)	APE							4322	224322	N/A	
L4 1.6L 1596cc (Mex.)	APF		1393	21393	41393			4322	224322	N/A	
L4 1.8L 1781cc (Mex.)	ADD		1393	21393	41393			4320	N/A	N/A	
L4 1.9L 1896cc Diesel (Mex.)			7210	27210	N/A			4322	224322	N/A	
L4 2.0L 1984cc (Mex.)	ADC		1393	21393	41393			4322	224322	N/A	

## SEDAN

L4 1.6L 1584cc (Mex.)			1393	21393	41393	2170	22170	N/A	N/A	N/A	
-----------------------	--	--	------	-------	-------	------	-------	-----	-----	-----	--

## SHARAN

L4 1.8L 1781cc (Mex.)			1393	21393	41393	206673	N/A	N/A	N/A	N/A	
-----------------------	--	--	------	-------	-------	--------	-----	-----	-----	-----	--

## VOLVO

2023

## C40

0 Electric			N/S	N/S	N/A	N/S	N/S	230430	N/A	N/A	
------------	--	--	-----	-----	-----	-----	-----	--------	-----	-----	--

## S60

L4 2.0L 1969cc Turbo/Super Charged			100241	2100241	4100241	200360	N/A	232153	N/A	N/A	
------------------------------------	--	--	--------	---------	---------	--------	-----	--------	-----	-----	--

## S90

L4 2.0L 1969CC 120.2CID T/S Turbo/Super Charged			100241	2100241	4100241	200360	N/A	232153	N/A	N/A	
--	--	--	--------	---------	---------	--------	-----	--------	-----	-----	--

## V60

L4 2.0L 1969CC 122CID Turbo			100241	2100241	4100241	200360	N/A	232153	N/A	N/A	
-----------------------------	--	--	--------	---------	---------	--------	-----	--------	-----	-----	--

## V60 Cross Country

L 4 2.0L 1969CC 122CID Turbo			100241	2100241	4100241	200360	N/A	230279	N/A	N/A	
------------------------------	--	--	--------	---------	---------	--------	-----	--------	-----	-----	--

## V90

L4 2.0L 1969CC 122CID Turbo/Super Charged Electric/Gas	B4204T27		100241	2100241	4100241	200360	N/A	232153	N/A	N/A	
---	----------	--	--------	---------	---------	--------	-----	--------	-----	-----	--

## V90 Cross Country

L4 2.0L 1969CC 122CID Turbo/Super Charged Electric/Gas	B4204T27		100241	2100241	4100241	200360	N/A	232153	N/A	N/A	
---	----------	--	--------	---------	---------	--------	-----	--------	-----	-----	--

## XC40

L 4 2.0L 1969CC 122CID Turbo			100241	2100241	4100241	209861	N/A	230430	N/A	N/A	
------------------------------	--	--	--------	---------	---------	--------	-----	--------	-----	-----	--

## XC40 ReCharge

0 Electric			N/S	N/S	N/A	N/S	N/S	230430	N/A	N/A	
------------	--	--	-----	-----	-----	-----	-----	--------	-----	-----	--

## XC60

L4 2.0L 2000CC 122CID Turbo			100241	2100241	4100241	200360	N/A	232153	N/A	N/A	
L4 2.0L 2000CC 122CID Turbo/Super Charged			100241	2100241	4100241	200360	N/A	232153	N/A	N/A	

## XC90

L4 2.0L 1969cc Turbo/Super Charged Electric/Gas/P*			100241	2100241	4100241	200360	N/A	230279 232153	N/A	N/A	
L4 2.0L 2000CC 122CID Turbo			100241	2100241	4100241	200360	N/A	232153	N/A	N/A	

N/A = Not Available N/R = Not Required N/S = Not Servicable For cabin air locator chart, see pages 5-12 See pages 13-16 for footnotes

1) ProSelect - Normal Driving - Traditional Change Intervals 2) NAPA Gold - Severe Driving - OE Recommended intervals 3) NAPA Platinum - Harsh Driving - OE Recommend Intervals

N/A = Non disponible N/R = Non nécessaire N/S = Non réparable Voir le tableau des filtres et d'habitacle aux pages 5-12 Voir pages 13-16 pour des notes

1) NAPA ProSelect et Argent - Conduite normale - Intervalles normaux de remplacement 2) NAPA Or - Conduite difficile - Intervalles recommandés par FEO 3) NAPA Platine - Conduite très difficile - Intervalles recommandés par FEO

N/A = No disponible N/R = No requerido N/S = No Servicable Para el aire de la cabina y tabla de localización de filtro, consulte las páginas 5-12 Ver las páginas 13-16 para las notas al pie de página

1) NAPA ProSelect y Plata - Manejo normal - Intervalles normales de cambio 2) NAPA Oro - Manejo difícil - Intervalles recomendados por el OEM 3) NAPA Platino - Manejo muy difícil - Intervalles recomendados por el OEM

Italicized Part Numbers May Not Be Available.

Las piezas con números en *italicas* pueden no estar disponibles.Les numéros de pièce en *italiques* peuvent ne pas être disponibles.



VOLVO 2022-2021

Pass Car Light Truck - Oil - Air - Cabin

Year/Año/Année Model/Modelo/Modele Engine/Motor/Moteur	Eng. Code Código de motor Code moteur	VIN NIV NIV	GOLD Oil Aceite Huile	ProSelect Oil Aceite Huile	Platinum Oil Aceite Huile	GOLD Air Aire Air	ProSelect Air Aire Air	GOLD Cabin Air Cabina Aire Cabine Air	ProSelect Cabin Air Cabina Aire Cabine Air	Platinum Cabin Air Cabina Aire Cabine Air	Loc. Cabin Air Cabina Aire Cabine Air
--	---	-------------------	--------------------------------	-------------------------------------	------------------------------------	----------------------------	---------------------------------	--	---	--	--

## VOLVO (Cont'd/Suite)

2022

<b>C40</b>											
0 Electric			N/S	N/S	N/A	N/S	N/S	230430	N/A	N/A	
<b>S60</b>											
L4 2.0L 1969cc Turbo/Super Charged			100241	2100241	4100241	200360	N/A	232153	N/A	N/A	
<b>S90</b>											
L4 2.0L 1969CC 120.2CID T/S Turbo/Super Charged			100241	2100241	4100241	200360	N/A	232153	N/A	N/A	
<b>V60</b>											
L4 2.0L 1969CC 122CID Turbo			100241	2100241	4100241	200360	N/A	232153	N/A	N/A	
<b>V60 Cross Country</b>											
L4 2.0L 1969CC 122CID Turbo			100241	2100241	4100241	200360	N/A	230279	N/A	N/A	
<b>V90</b>											
L4 2.0L 1969CC 122CID Turbo/Super Charged Electric/Gas	B4204T27		100241	2100241	4100241	200360	N/A	232153	N/A	N/A	
<b>V90 Cross Country</b>											
L4 2.0L 1969CC 122CID Turbo/Super Charged Electric/Gas	B4204T27		100241	2100241	4100241	200360	N/A	232153	N/A	N/A	
<b>XC40</b>											
L4 2.0L 1969CC 122CID Turbo			100241	2100241	4100241	209861	N/A	230430	N/A	N/A	
<b>XC40 ReCharge</b>											
0 Electric			N/S	N/S	N/A	N/S	N/S	230430	N/A	N/A	
<b>XC60</b>											
L4 2.0L 2000CC 122CID Turbo			100241	2100241	4100241	200360	N/A	232153	N/A	N/A	
L4 2.0L 2000CC 122CID Turbo/Super Charged			100241	2100241	4100241	200360	N/A	232153	N/A	N/A	
<b>XC90</b>											
L4 2.0L 1969cc Turbo/Super Charged Electric/Gas/P*			100241	2100241	4100241	200360	N/A	230279 <sup>79</sup> 232153 <sup>78</sup>	N/A <sup>79</sup> N/A <sup>78</sup>	N/A <sup>79</sup> N/A <sup>78</sup>	
L4 2.0L 2000CC 122CID Turbo			100241	2100241	4100241	200360	N/A	232153	N/A	N/A	

2021

<b>S60</b>											
L4 2.0L 1969cc Turbo/Super Charged			100241	2100241	4100241	200360	N/A	232153	N/A	N/A	
<b>S90 T8 Hybrid</b>											
L4 2.0L 1969CC 120.2CID T/S Turbo/Super Charged			100241	2100241	4100241	200360	N/A	232153	N/A	N/A	
<b>V60</b>											
L4 2.0L 1969CC 122CID Turbo			100241	2100241	4100241	200360	N/A	232153	N/A	N/A	
<b>V60 Cross Country</b>											
L4 2.0L 1969CC 122CID Turbo			100241	2100241	4100241	200360	N/A	230279	N/A	N/A	
<b>V90</b>											
L4 2.0L 1969CC 122CID Turbo/Super Charged Electric/Gas	B4204T27		100241	2100241	4100241	200360	N/A	232153	N/A	N/A	
<b>V90 Cross Country</b>											
L4 2.0L 1969CC 122CID Turbo/Super Charged Electric/Gas	B4204T27		100241	2100241	4100241	200360	N/A	232153	N/A	N/A	
<b>XC40</b>											
L4 2.0L 1969CC 122CID Turbo			100241	2100241	4100241	209861	N/A	230430	N/A	N/A	
<b>XC40 ReCharge</b>											
0 Electric			N/S	N/S	N/A	N/S	N/S	230430	N/A	N/A	
<b>XC60</b>											
L4 2.0L 2000CC 122CID Turbo			100241	2100241	4100241	200360	N/A	232153	N/A	N/A	

N/A = Not Available N/R = Not Required N/S = Not Servicable For cabin air locator chart, see pages 5-12 See pages 13-16 for footnotes

1) ProSelect - Normal Driving - Traditional Change Intervals 2) NAPA Gold - Severe Driving - OE Recommended intervals 3) NAPA Platinum - Harsh Driving - OE Recommend Intervals

N/A = Non disponible N/R = Non nécessaire N/S = Non réparable Voir le tableau des filtres et d'habitacle aux pages 5-12 Voir pages 13-16 pour des notes

1) NAPA ProSelect et Argent - Conduite normale - Intervalles normaux de remplacement 2) NAPA Or - Conduite difficile - Intervalles recommandés par FEO 3) NAPA Platine - Conduite très difficile - Intervalles recommandés par FEO

N/A = No disponible N/R = No requerido N/S = No Servicable Para el aire de la cabina y tabla de localización de filtro, consulte las páginas 5-12 Ver las páginas 13-16 para las notas al pie de página

1) NAPA ProSelect y Plata - Manejo normal - Intervallos normales de cambio 2) NAPA Oro - Manejo difícil - Intervallos recomendados por el OEM 3) NAPA Platino - Manejo muy difícil - Intervallos recomendados por el OEM

Italicized Part Numbers May Not Be Available.

Las piezas con números en *italicas* pueden no estar disponibles.  
Les numéros de pièce en *italiques* peuvent ne pas être disponibles.



Pass Car Light Truck - Oil - Air - Cabin

VOLVO 2021-2019

Year/Año/Année Model/Modelo/Modèle Engine/Motor/Moteur	Eng. Code Código de motor Code moteur	VIN NIV NIV	GOLD Oil Aceite Huile	ProSelect Oil Aceite Huile	Platinum Oil Aceite Huile	GOLD Air Aire Air	ProSelect Air Aire Air	GOLD Cabin Air Cabina Aire Cabine Air	ProSelect Cabin Air Cabina Aire Cabine Air	Platinum Cabin Air Cabina Aire Cabine Air	Loc. Cabin Air Cabina Aire Cabine Air
--	---	-------------------	--------------------------------	-------------------------------------	------------------------------------	----------------------------	---------------------------------	--	---	--	--

VOLVO (Cont'd/Suite)

**2021** (Cont'd/Suite)

**XC60 (Cont'd/Suite)**

L4 2.0L 2000CC 122CID Turbo/Super Charged			100241	2100241	4100241	200360	N/A	232153	N/A	N/A	
<b>XC90</b>											
L4 2.0L 1969cc Turbo/Super Charged Electric/Gas/P*			100241	2100241	4100241	200360	N/A	230279 232153	N/A N/A	N/A N/A	
L4 2.0L 2000CC 122CID Turbo			100241	2100241	4100241	200360	N/A	232153	N/A	N/A	

**2020**

**S60**

L4 2.0L 1969cc Turbo/Super Charged			100241	2100241	4100241	200360	N/A	232153	N/A	N/A	
------------------------------------	--	--	--------	---------	---------	--------	-----	--------	-----	-----	--

**S90**

L 4 2.0L Turbo			100241	2100241	4100241	200360	N/A	232153	N/A	N/A	
----------------	--	--	--------	---------	---------	--------	-----	--------	-----	-----	--

**S90 T6**

L4 2.0L 1969CC 120.2CID T/S Turbo/Super Charged			100241	2100241	4100241	200360	N/A	232153	N/A	N/A	
---	--	--	--------	---------	---------	--------	-----	--------	-----	-----	--

**S90 T8 Hybrid**

L4 2.0L 1969CC 120.2CID T/S Turbo/Super Charged			100241	2100241	4100241	200360	N/A	232153	N/A	N/A	
---	--	--	--------	---------	---------	--------	-----	--------	-----	-----	--

**V60**

L4 2.0L 1969CC 122CID Turbo			100241	2100241	4100241	200360	N/A	230279	N/A	N/A	
-----------------------------	--	--	--------	---------	---------	--------	-----	--------	-----	-----	--

**V60 Cross Country**

L 4 2.0L 1969CC 122CID Turbo			100241	2100241	4100241	200360	N/A	230279	N/A	N/A	
------------------------------	--	--	--------	---------	---------	--------	-----	--------	-----	-----	--

**V90**

L4 2.0L 1969cc Turbo			100241	2100241	4100241	200360	N/A	232153	N/A	N/A	
----------------------	--	--	--------	---------	---------	--------	-----	--------	-----	-----	--

**V90 Cross Country**

L4 2.0L 1969cc Turbo			100241	2100241	4100241	200360	N/A	232153	N/A	N/A	
----------------------	--	--	--------	---------	---------	--------	-----	--------	-----	-----	--

**XC40**

L 4 2.0L 1969CC 122CID Turbo			100241	2100241	4100241	209861	N/A	230430	N/A	N/A	
------------------------------	--	--	--------	---------	---------	--------	-----	--------	-----	-----	--

**XC40 ReCharge**

0 Electric			N/S	N/S	N/A	N/S	N/S	230430	N/A	N/A	
------------	--	--	-----	-----	-----	-----	-----	--------	-----	-----	--

**XC60**

L4 2.0L 2000CC 122CID Turbo			100241	2100241	4100241	200360	N/A	232153	N/A	N/A	
L4 2.0L 2000CC 122CID Turbo/Super Charged			100241	2100241	4100241	200360	N/A	232153	N/A	N/A	

**XC90**

L4 2.0L 1969cc Turbo/Super Charged Electric/Gas/P*			100241	2100241	4100241	200360	N/A	230279 232153	N/A N/A	N/A N/A	
L4 2.0L 2000CC 122CID Turbo			100241	2100241	4100241	200360	N/A	232153	N/A	N/A	

**2019**

**S60**

L4 2.0L 1969cc Turbo			100241	2100241	4100241	200360	N/A	232153	N/A	N/A	
L4 2.0L 1969cc Turbo/Super Charged			100241	2100241	4100241	200360	N/A	9355 <sup>475</sup> 239309 <sup>78</sup>	229355 <sup>475</sup> N/A <sup>78</sup>	N/A <sup>475</sup> N/A <sup>78</sup>	

**S60 Hybrid**

L4 2.0L 1969cc Turbo/Super Charged			100241	2100241	4100241	200297	N/A	9355 239309 <sup>78</sup>	229355 N/A <sup>78</sup>	N/A N/A <sup>78</sup>	
------------------------------------	--	--	--------	---------	---------	--------	-----	------------------------------	-----------------------------	--------------------------	--

**S90**

L 4 2.0L Turbo			100241	2100241	4100241	200360	N/A	232153 <sup>78</sup>	N/A <sup>78</sup>	N/A <sup>78</sup>	
----------------	--	--	--------	---------	---------	--------	-----	----------------------	-------------------	-------------------	--

**S90 T8 Hybrid**

L4 2.0L 1969CC 120.2CID T/S Turbo/Super Charged			100241	2100241	4100241	200360	N/A	232153	N/A	N/A	
---	--	--	--------	---------	---------	--------	-----	--------	-----	-----	--

N/A = Not Available N/R = Not Required N/S = Not Servicable For cabin air locator chart, see pages 5-12 See pages 13-16 for footnotes

1) ProSelect - Normal Driving - Traditional Change Intervals 2) NAPA Gold - Severe Driving - OE Recommended intervals 3) NAPA Platinum - Harsh Driving - OE Recommend Intervals

N/A = Non disponible N/R = Non nécessaire N/S = Non réparable Voir le tableau des filtres et d'habitacle aux pages 5-12 Voir pages 13-16 pour des notes

1) NAPA ProSelect et Argent - Conduite normale - Intervalles normaux de remplacement 2) NAPA Or - Conduite difficile - Intervalles recommandés par FEO 3) NAPA Platine - Conduite très difficile - Intervalles recommandés par FEO

N/A = No disponible N/R = No requerido N/S = No Servicable Para el aire de la cabina y tabla de localización de filtro, consulte las páginas 5-12 Ver las páginas 13-16 para las notas al pie de página

1) NAPA ProSelect y Plata - Manejo normal - Intervalos normales de cambio 2) NAPA Oro - Manejo difícil - Intervalos recomendados por el OEM 3) NAPA Platino - Manejo muy difícil - Intervalos recomendados por el OEM

*Italicized Part Numbers May Not Be Available.*

Las piezas con números en *italicas* pueden no estar disponibles.

Les numéros de pièce en *italiques* peuvent ne pas être disponibles.

P  
a  
s  
s  
C  
a  
r  
L  
i  
g  
h  
t  
T  
r  
u  
c  
k  
O  
i  
l  
-  
A  
i  
r  
-  
C  
a  
b  
i  
n





VOLVO 2019-2018

Pass Car Light Truck - Oil - Air - Cabin

Year/Año/Année Model/Modelo/Modele Engine/Motor/Moteur	Eng. Code Código de motor Code moteur	VIN NIV NIV	GOLD Oil Aceite Huile	ProSelect Oil Aceite Huile	Platinum Oil Aceite Huile	GOLD Air Aire Air	ProSelect Air Aire Air	GOLD Cabin Air Cabina Aire Cabine Air	ProSelect Cabin Air Cabina Aire Cabine Air	Platinum Cabin Air Cabina Aire Cabine Air	Loc. Cabin Air Cabina Aire Cabine Air
--	---	-------------------	--------------------------------	-------------------------------------	------------------------------------	----------------------------	---------------------------------	--	---	--	--

## VOLVO (Cont'd/Suite)

**2019** (Cont'd/Suite)

V60											
L4 2.0L 1969CC 122CID Turbo			100241	2100241	4100241	200360	N/A	230279	N/A	N/A	
V60 AWD											
L4 2.0L 2000CC 122CID B4204T29 Turbo	B4204T29		100241	2100241	4100241	200360	N/A	230279	N/A	N/A	
V60 Cross Country											
L4 2.0L 1969CC 122CID Turbo			100241	2100241	4100241	200360	N/A	230279	N/A	N/A	
V90											
L4 2.0L 1969cc Turbo			100241	2100241	4100241	200360	N/A	232153	N/A	N/A	
V90 Cross Country											
L4 2.0L 1969cc Turbo			100241	2100241	4100241	200360	N/A	232153	N/A	N/A	
XC40											
L4 2.0L 1969CC 122CID Turbo			100241	2100241	4100241	209861	N/A	230430	N/A	N/A	
XC60											
L4 2.0L B4204TS Turbo	B4204TS		100241	2100241	4100241	200360	N/A	232153	N/A	N/A	
XC60 T8 Hybrid											
L4 2.0L 1969CC 120.2CID T/S Turbo/Super Charged			100241	2100241	4100241	200360	N/A	232153	N/A	N/A	
XC90											
L4 2.0L 1969cc Turbo/Super Charged Electric/Gas/P			100241	2100241	4100241	200360	N/A	230279 232153	N/A N/A	N/A N/A	
L4 2.0L 2000CC 122CID Turbo			100241	2100241	4100241	200360	N/A	232153	N/A	N/A	

**2018**

S60											
L4 2.0L 1969cc Turbo/Super Charged			100241	2100241	4100241	200297	N/A	9355 <sup>475</sup> 239309 <sup>475</sup>	229355 <sup>475</sup> N/A <sup>475</sup>	N/A <sup>475</sup> N/A <sup>475</sup>	
S60 CROSS COUNTRY											
L4 2.0L 1969cc Turbo			100241	2100241	4100241	200297	N/A	9355 <sup>475</sup> 239309 <sup>475</sup>	229355 <sup>475</sup> N/A <sup>475</sup>	N/A <sup>475</sup> N/A <sup>475</sup>	
S90											
L4 2.0L Turbo			100241	2100241	4100241	200360	N/A	230279 232153 <sup>78</sup>	N/A N/A <sup>78</sup>	N/A N/A <sup>78</sup>	
S90 T8 Hybrid											
L4 2.0L 1969CC 120.2CID T/S Turbo/Super Charged			100241	2100241	4100241	200360	N/A	230279 232153	N/A N/A	N/A N/A	
V60											
L4 2.0L 1969cc Turbo			100241	2100241	4100241	200297	N/A	9355 239309	229355 N/A	N/A N/A	
L4 2.0L 1969cc Turbo/Super Charged			100241	2100241	4100241	200297	N/A	9355 <sup>79</sup> 239309 <sup>79</sup>	229355 <sup>79</sup> N/A <sup>79</sup>	N/A <sup>79</sup> N/A <sup>79</sup>	
V60 Cross Country											
L4 2.0L 1969CC 122CID Turbo			100241	2100241	4100241	200297	N/A	9355 <sup>79</sup> 239309 <sup>79</sup>	229355 <sup>79</sup> N/A <sup>79</sup>	N/A <sup>79</sup> N/A <sup>79</sup>	
V90											
L4 2.0L 1969cc Turbo			100241	2100241	4100241	200360	N/A	232153	N/A	N/A	
V90 Cross Country											
L4 2.0L 1969cc Turbo			100241	2100241	4100241	200360	N/A	232153	N/A	N/A	
XC40											
L4 2.0L 1969CC 122CID Turbo			100241	2100241	4100241	209861	N/A	230430	N/A	N/A	
XC60											
L4 2.0L B4204TS Turbo	B4204TS		100241	2100241	4100241	200360	N/A	232153	N/A	N/A	

N/A = Not Available N/R = Not Required N/S = Not Servicable For cabin air locator chart, see pages 5-12 See pages 13-16 for footnotes

1) ProSelect - Normal Driving - Traditional Change Intervals 2) NAPA Gold - Severe Driving - OE Recommended intervals 3) NAPA Platinum - Harsh Driving - OE Recommend Intervals

N/A = Non disponible N/R = Non nécessaire N/S = Non réparable Voir le tableau des filtres et d'habitacle aux pages 5-12 Voir pages 13-16 pour des notes

1) NAPA ProSelect et Argent - Conduite normale - Intervalles normaux de remplacement 2) NAPA Or - Conduite difficile - Intervalles recommandés par OEM 3) NAPA Platine - Conduite très difficile - Intervalles recommandés par OEM

N/A = No disponible N/R = No requerido N/S = No Servicable Para el aire de la cabina y tabla de localización de filtro, consulte las páginas 5-12 Ver las páginas 13-16 para las notas al pie de página

1) NAPA ProSelect y Plata - Manejo normal - Intervalos normales de cambio 2) NAPA Oro - Manejo difícil - Intervalos recomendados por el OEM 3) NAPA Platino - Manejo muy difícil - Intervalos recomendados por el OEM

Italicized Part Numbers May Not Be Available.

Las piezas con números en *italicas* pueden no estar disponibles.  
Les numéros de pièce en *italiques* peuvent ne pas être disponibles.



Pass Car Light Truck - Oil - Air - Cabin

VOLVO 2018-2016

Year/Año/Année Model/Modelo/Modèle Engine/Motor/Moteur	Eng. Code Código de motor Code moteur	VIN NIV NIV	GOLD Oil Aceite Huile	ProSelect Oil Aceite Huile	Platinum Oil Aceite Huile	GOLD Air Aire Air	ProSelect Air Aire Air	GOLD Cabin Air Cabina Aire Cabine Air	ProSelect Cabin Air Cabina Aire Cabine Air	Platinum Cabin Air Cabina Aire Cabine Air	Loc. Cabin Air Cabina Aire Cabine Air
--	---	-------------------	--------------------------------	-------------------------------------	------------------------------------	----------------------------	---------------------------------	--	---	--	--

VOLVO (Cont'd/Suite)

**2018** (Cont'd/Suite)

**XC60 T8 Hybrid**

L4 2.0L 1969CC 120.2CID T/S Turbo/Super Charged			100241	2100241	4100241	200360	N/A	230279 232153	N/A N/A	N/A N/A	
--	--	--	--------	---------	---------	--------	-----	------------------	------------	------------	--

**XC90**

L4 2.0L 1969cc Turbo/Super Charged Electric/Gas/P*			100241	2100241	4100241	200360	N/A	230279 232153	N/A N/A	N/A N/A	
---	--	--	--------	---------	---------	--------	-----	------------------	------------	------------	--

**2017**

**S60**

L 4 2.0L 1969CC 122CID Turbo			100241	2100241	4100241	200297	N/A	9355 <sup>475</sup> 239309 <sup>475</sup>	229355 <sup>475</sup> N/A <sup>475</sup>	N/A <sup>475</sup> N/A <sup>475</sup>	
L4 2.0L 1969cc Turbo/Super Charged			100241	2100241	4100241	200297	N/A	9355 239309 <sup>474</sup>	229355 N/A <sup>474</sup>	N/A N/A <sup>474</sup>	

**S60 CROSS COUNTRY**

L4 2.0L 1969cc Turbo			100241	2100241	4100241	200297	N/A	9355 <sup>475</sup> 239309 <sup>475</sup>	229355 <sup>475</sup> N/A <sup>475</sup>	N/A <sup>475</sup> N/A <sup>475</sup>	
----------------------	--	--	--------	---------	---------	--------	-----	--	---	--	--

**S90**

L 4 2.0L Turbo			100241	2100241	4100241	200360	N/A	232153	N/A	N/A	
L4 2.0L 1969cc Turbo/Super Charged			100241	2100241	4100241	200360	N/A	232153	N/A	N/A	

**V60**

L4 2.0L 1969cc Turbo			100241	2100241	4100241	200297	N/A	9355 239309	229355 N/A	N/A N/A	
L4 2.0L 1969cc Turbo/Super Charged			100241	2100241	4100241	200297	N/A	9355 <sup>79</sup> 239309 <sup>79</sup>	229355 <sup>79</sup> N/A <sup>79</sup>	N/A <sup>79</sup> N/A <sup>79</sup>	

**V60 Cross Country**

L 4 2.0L 1969CC 122CID Turbo			100241	2100241	4100241	200297	N/A	9355 <sup>79</sup> 239309 <sup>79</sup>	229355 <sup>79</sup> N/A <sup>79</sup>	N/A <sup>79</sup> N/A <sup>79</sup>	
------------------------------	--	--	--------	---------	---------	--------	-----	--	---	--	--

**V90**

L4 2.0L 1969cc Turbo			100241	2100241	4100241	200360	N/A	230279	N/A	N/A	
----------------------	--	--	--------	---------	---------	--------	-----	--------	-----	-----	--

**XC60**

L 4 2.0L 1969CC 122CID Turbo			100241	2100241	4100241	200297	N/A	9355	229355	N/A	
L4 2.0L Turbo/Super Charged	B4204T9		100241	2100241	4100241	200297	N/A	9355	229355	N/A	

**XC90**

L4 2.0L 1969CC 122CID Turbo/Super Charged Electric/Gas	B4204T27		100241	2100241	4100241	200360	N/A	232153	N/A	N/A	
L4 2.0L 1969cc Turbo/Super Charged Electric/Gas/P*			100241	2100241	4100241	200360	N/A	230279 232153	N/A N/A	N/A N/A	

**2016**

**S60**

L4 2.0L 1969cc Turbo			100241	2100241	4100241	200297	N/A	9355 <sup>79</sup> 239309 <sup>78</sup>	229355 <sup>79</sup> N/A <sup>78</sup>	N/A <sup>79</sup> N/A <sup>78</sup>	
L4 2.0L Turbo/Super Charged	B4204T9		100241	2100241	4100241	200297	N/A	9355 <sup>79</sup> 239309 <sup>78</sup>	229355 <sup>79</sup> N/A <sup>78</sup>	N/A <sup>79</sup> N/A <sup>78</sup>	
L5 2.5L 2521cc Turbo	B5254T12		7186	27186	47186	6938	26938	9355 <sup>79</sup> 239309 <sup>78</sup>	229355 <sup>79</sup> N/A <sup>78</sup>	N/A <sup>79</sup> N/A <sup>78</sup>	3
L6 3.0L 2953cc Turbo	B6304T4	90	7806	27806	N/A	9344	29344	9355 <sup>79</sup> 239309 <sup>78</sup>	229355 <sup>79</sup> N/A <sup>78</sup>	N/A <sup>79</sup> N/A <sup>78</sup>	6

**S60 CROSS COUNTRY**

L5 2.5L 2521cc Turbo	B5254T12		7186	27186	47186	6938	26938	239309 <sup>78</sup> 9355 <sup>79</sup>	N/A <sup>78</sup> 229355 <sup>79</sup>	N/A <sup>78</sup> N/A <sup>79</sup>	3
											3

**S80**

L4 2.0L 1969cc Turbo			100241	2100241	4100241	200297	N/A	9355 <sup>79</sup> 239309 <sup>79</sup>	229355 <sup>79</sup> N/A <sup>79</sup>	N/A <sup>79</sup> N/A <sup>79</sup>	
----------------------	--	--	--------	---------	---------	--------	-----	--	---	--	--

N/A = Not Available N/R = Not Required N/S = Not Servicable For cabin air locator chart, see pages 5-12 See pages 13-16 for footnotes

1) ProSelect - Normal Driving - Traditional Change Intervals 2) NAPA Gold - Severe Driving - OE Recommended intervals 3) NAPA Platinum - Harsh Driving - OE Recommend Intervals

N/A = Non disponible N/R = Non nécessaire N/S = Non réparable Voir le tableau des filtres et d'habitacle aux pages 5-12 Voir pages 13-16 pour des notes

1) NAPA ProSelect et Argent - Conduite normale - Intervalles normaux de remplacement 2) NAPA Or - Conduite difficile - Intervalles recommandés par FEO 3) NAPA Platine - Conduite très difficile - Intervalles recommandés par FEO

N/A = No disponible N/R = No requerido N/S = No Servicable Para el aire de la cabina y tabla de localización de filtro, consulte las páginas 5-12 Ver las páginas 13-16 para las notas al pie de página

1) NAPA ProSelect y Plata - Manejo normal - Intervalos normales de cambio 2) NAPA Oro - Manejo difícil - Intervalos recomendados por el OEM 3) NAPA Platino - Manejo muy difícil - Intervalos recomendados por el OEM

*Italicized Part Numbers May Not Be Available.*

Las piezas con números en *italicas* pueden no estar disponibles.

Les numéros de pièce en *italiques* peuvent ne pas être disponibles.

P  
a  
s  
s  
C  
a  
r  
L  
i  
g  
h  
t  
T  
r  
u  
c  
k  
O  
i  
l  
-  
A  
i  
r  
-  
C  
a  
b  
i  
n



## VOLVO 2016-2015

## Pass Car Light Truck - Oil - Air - Cabin

Year/Año/Année Model/Modelo/Modèle Engine/Motor/Moteur	Eng. Code Código de motor Code moteur	VIN NIV NIV	GOLD Oil Aceite Huile	ProSelect Oil Aceite Huile	Platinum Oil Aceite Huile	GOLD Air Aire Air	ProSelect Air Aire Air	GOLD Cabin Air Cabina Aire Cabine Air	ProSelect Cabin Air Cabina Aire Cabine Air	Platinum Cabin Air Cabina Aire Cabine Air	Loc. Cabin Air Cabina Aire Cabine Air
--	---	-------------------	--------------------------------	-------------------------------------	------------------------------------	----------------------------	---------------------------------	--	---	--	--

## VOLVO (Cont'd/Suite)

## 2016 (Cont'd/Suite)

V40											
L4 2.0L 1990cc (Mex.)			7021	27021	47021	2897	N/A	N/A	N/A	N/A	

V60											
L4 2.0L 1969cc Turbo			100241	2100241	4100241	200297	N/A	9355 <sup>79</sup> 239309 <sup>78</sup>	229355 <sup>79</sup> N/A <sup>78</sup>	N/A <sup>79</sup> N/A <sup>78</sup>	
L5 2.5L 2521cc Turbo	B5254T12		7186	27186	47186	6938	26938	239309 <sup>492</sup> 9355 <sup>493</sup>	N/A <sup>492</sup> 229355 <sup>493</sup>	N/A <sup>492</sup> N/A <sup>493</sup>	3 3
L6 3.0L 2953cc Turbo	B6304T4	90	7806	27806	N/A	9344	29344	9355 <sup>79</sup> 239309 <sup>78</sup>	229355 <sup>79</sup> N/A <sup>78</sup>	N/A <sup>79</sup> N/A <sup>78</sup>	6 6

V60 Cross Country											
L5 2.5L 2521cc Turbo	B5254T12		7186	27186	47186	6938	26938	9355	229355	N/A	3

XC60											
L4 2.0L 1969cc Turbo			100241 100241	2100241 2100241	4100241 4100241	200297	N/A	9355 <sup>79</sup> 239309 <sup>78</sup>	229355 <sup>79</sup> N/A <sup>78</sup>	N/A <sup>79</sup> N/A <sup>78</sup>	
L5 2.5L 2521cc Turbo	B5254T12		7186	27186	47186	6938	26938	239309 <sup>492</sup> 9355 <sup>493</sup>	N/A <sup>492</sup> 229355 <sup>493</sup>	N/A <sup>492</sup> N/A <sup>493</sup>	3 3
L6 3.0L 2953cc Turbo	B6304T4	90	7806	27806	N/A	9344	29344	9355 <sup>79</sup> 239309 <sup>78</sup>	229355 <sup>79</sup> N/A <sup>78</sup>	N/A <sup>79</sup> N/A <sup>78</sup>	6 6

XC70											
L4 2.0L 1969cc Turbo <L>			100241	2100241	4100241	200297	N/A	9355 <sup>79</sup> 239309 <sup>78</sup>	229355 <sup>79</sup> N/A <sup>78</sup>	N/A <sup>79</sup> N/A <sup>78</sup>	
L5 2.5L 2521cc Turbo	B5254T12		7186	27186	47186	6938	26938	239309 <sup>78</sup> 9355 <sup>79</sup>	N/A <sup>78</sup> 229355 <sup>79</sup>	N/A <sup>78</sup> N/A <sup>79</sup>	3 3

XC90											
L4 2.0L 1969cc Turbo/Super Charged P <sup>1</sup>			100241	2100241	4100241	200360	N/A	230279 <sup>475</sup> 232153 <sup>475</sup>	N/A <sup>475</sup> N/A <sup>475</sup>	N/A <sup>475</sup> N/A <sup>475</sup>	

## 2015

S60											
L4 1.6L 1596cc (Mex.)			100241	2100241	4100241	200297	N/A	9355	229355	N/A	
L4 2.0L 1969cc Turbo			100241	2100241	4100241	200297	N/A	9355	229355	N/A	
L5 2.5L 2521cc Turbo	B5254T12		7186	27186	47186	6938	26938	9355	229355	N/A	3
L6 3.0L 2953cc Turbo	B6304T4	90	7806	27806	N/A	9344	29344	9355 <sup>79</sup> 239309 <sup>79</sup>	229355 <sup>79</sup> N/A <sup>79</sup>	N/A <sup>79</sup> N/A <sup>79</sup>	6 6

S80											
L4 2.0L 1969cc Turbo			100241	2100241	4100241	200297	N/A	9355	229355	N/A	
L6 3.0L 2953cc Turbo	B6304T4	90	7806	27806	N/A	9344	29344	9355 <sup>79</sup> 239309 <sup>79</sup>	229355 <sup>79</sup> N/A <sup>79</sup>	N/A <sup>79</sup> N/A <sup>79</sup>	6 6

V40											
L4 2.0L 1990cc (Mex.)			7021	27021	47021	2897	N/A	N/A	N/A	N/A	

V60											
L4 2.0L 1969cc Turbo			100241	2100241	4100241	200297	N/A	9355	229355	N/A	
L5 2.5L 2521cc Turbo	B5254T12		7186	27186	47186	6938	26938	9355	229355	N/A	3
L6 3.0L 2953cc Turbo	B6304T4	90	7806	27806	N/A	9344	29344	9355 <sup>79</sup> 239309 <sup>79</sup>	229355 <sup>79</sup> N/A <sup>79</sup>	N/A <sup>79</sup> N/A <sup>79</sup>	6 6

V60 Cross Country											
L5 2.5L 2521cc Turbo	B5254T12		7186	27186	47186	6938	26938	9355	229355	N/A	3

XC60											
L4 2.0L 1969cc Turbo			100241	2100241	4100241	200297	N/A	9355	229355	N/A	
L5 2.5L 2521cc Turbo	B5254T12		7186	27186	47186	6938	26938	9355 239309	229355 N/A	N/A N/A	3 3
L6 3.0L 2953cc Turbo	B6304T4	90	7806	27806	N/A	9344	29344	9355 239309	229355 N/A	N/A N/A	6 6

N/A = Not Available N/R = Not Required N/S = Not Servicable For cabin air locator chart, see pages 5-12 See pages 13-16 for footnotes

1) ProSelect - Normal Driving - Traditional Change Intervals 2) NAPA Gold - Severe Driving - OE Recommended intervals 3) NAPA Platinum - Harsh Driving - OE Recommend Intervals

N/A = Non disponible N/R = Non nécessaire N/S = Non réparable Voir le tableau des filtres et d'habitacle aux pages 5-12 Voir pages 13-16 pour des notes

1) NAPA ProSelect et Argent - Conduite normale - Intervalles normaux de remplacement 2) NAPA Or - Conduite difficile - Intervalles recommandés par FEO 3) NAPA Platine - Conduite très difficile - Intervalles recommandés par FEO

N/A = No disponible N/R = No requerido N/S = No Servicable Para el aire de la cabina y tabla de localización de filtro, consulte las páginas 5-12 Ver las páginas 13-16 para las notas al pie de página

1) NAPA ProSelect y Plata - Manejo normal - Intervalos normales de cambio 2) NAPA Oro - Manejo difícil - Intervalos recomendados por el OEM 3) NAPA Platino - Manejo muy difícil - Intervalos recomendados por el OEM

*Italicized Part Numbers May Not Be Available.*

Las piezas con números en *italicas* pueden no estar disponibles.  
Les numéros de pièce en *italiques* peuvent ne pas être disponibles.



## Pass Car Light Truck - Oil - Air - Cabin

VOLVO 2015-2013

Year/Año/Année Model/Modelo/Modèle Engine/Motor/Moteur	Eng. Code Código de motor Code moteur	VIN NIV NIV	GOLD Oil Aceite Huile	ProSelect Oil Aceite Huile	Platinum Oil Aceite Huile	GOLD Air Aire Air	ProSelect Air Aire Air	GOLD Cabin Air Cabina Aire Cabine Air	ProSelect Cabin Air Cabina Aire Cabine Air	Platinum Cabin Air Cabina Aire Cabine Air	Loc. Cabin Air Cabina Aire Cabine Air
--	---	-------------------	--------------------------------	-------------------------------------	------------------------------------	----------------------------	---------------------------------	--	---	--	--

## VOLVO (Cont'd/Suite)

## 2015 (Cont'd/Suite)

## XC60 (Cont'd/Suite)

L6 3.2L 3192cc	B6324S4	94	7806	27806	N/A	9344	29344	9355 <sup>79</sup> 239309 <sup>79</sup>	229355 <sup>79</sup> N/A <sup>79</sup>	N/A <sup>79</sup> N/A <sup>79</sup>	6 6
	B6324S5	95	7806	27806	N/A	9344	29344	9355 239309	229355 N/A	N/A N/A	6 6

## XC70

L4 2.0L 1969cc Turbo	B6304T4	90	100241	2100241	4100241	200297	N/A	9355	229355	N/A	
L6 3.0L 2953cc Turbo			7806	27806	N/A	9344	29344	9355 <sup>79</sup> 239309 <sup>79</sup>	229355 <sup>79</sup> N/A <sup>79</sup>	N/A <sup>79</sup> N/A <sup>79</sup>	6 6
L6 3.2L 3192cc	B6324S5	95	7806	27806	N/A	9344	29344	9355 <sup>79</sup> 239309 <sup>79</sup>	229355 <sup>79</sup> N/A <sup>79</sup>	N/A <sup>79</sup> N/A <sup>79</sup>	6 6

## 2014

## S60

L4 1.6L 1596cc (Mex.)	B6304T4	90	100241	2100241	4100241	200297	N/A	9355	229355	N/A	
L6 3.0L 2953cc Turbo			7806	27806	N/A	9344	29344	9355 <sup>79</sup> 239309 <sup>79</sup>	229355 <sup>79</sup> N/A <sup>79</sup>	N/A <sup>79</sup> N/A <sup>79</sup>	6 6

## S60 T5

L5 2.5L 2521cc Turbo	B5254T12		7186	27186	47186	6938	26938	9355 <sup>79</sup> 239309 <sup>79</sup>	229355 <sup>79</sup> N/A <sup>79</sup>	N/A <sup>79</sup> N/A <sup>79</sup>	3 3
----------------------	----------	--	------	-------	-------	------	-------	--	---	--	--------

## S80

L6 3.0L 2953cc Turbo	B6304T4	90	7806	27806	N/A	9344	29344	9355 <sup>79</sup> 239309 <sup>79</sup>	229355 <sup>79</sup> N/A <sup>79</sup>	N/A <sup>79</sup> N/A <sup>79</sup>	6 6
L6 3.2L 3192cc	B6324S4	94	7806	27806	N/A	9344	29344	9355 <sup>79</sup> 239309 <sup>79</sup>	229355 <sup>79</sup> N/A <sup>79</sup>	N/A <sup>79</sup> N/A <sup>79</sup>	6 6
	B6324S5	95	7806	27806	N/A	9344	29344	9355 239309	229355 N/A	N/A N/A	6 6

## V40

L4 2.0L 1990cc (Mex.)			7021	27021	47021	2897	N/A	N/A	N/A	N/A	
-----------------------	--	--	------	-------	-------	------	-----	-----	-----	-----	--

## XC60

L6 3.0L 2953cc Turbo	B6304T4	90	7806	27806	N/A	9344	29344	9355 <sup>79</sup> 239309 <sup>78</sup>	229355 <sup>79</sup> N/A <sup>78</sup>	N/A <sup>79</sup> N/A <sup>78</sup>	6 6
L6 3.2L 3192cc	B6324S4	94	7806	27806	N/A	9344	29344	9355 239309	229355 N/A	N/A N/A	6 6
	B6324S5	95	7806	27806	N/A	9344	29344	9355 <sup>79</sup> 239309 <sup>79</sup>	229355 <sup>79</sup> N/A <sup>79</sup>	N/A <sup>79</sup> N/A <sup>79</sup>	6 6

## XC70

L6 3.0L 2953cc Turbo	B6304T4	90	7806	27806	N/A	9344	29344	9355 239309	229355 N/A	N/A N/A	6 6
L6 3.2L 3192cc	B6324S4	94	7806	27806	N/A	9344	29344	9355 <sup>79</sup> 239309 <sup>79</sup>	229355 <sup>79</sup> N/A <sup>79</sup>	N/A <sup>79</sup> N/A <sup>79</sup>	6 6
	B6324S5	95	7806	27806	N/A			9355 239309 <sup>78</sup>	229355 N/A <sup>78</sup>	N/A N/A <sup>78</sup>	6 6

## XC90

L5 2.5L 2521cc Turbo (Mex.)	B6324S5	95	7021	27021	47021	2823	N/A	N/A	N/A	N/A	
L6 3.2L 3192cc			7806	27806	N/A	9293	29293	4818	224818	N/A	7

## XC90 R-DESIGN

L6 3.2L 3192cc	B6324S5	95	7806	27806	N/A	9293	29293	4818	224818	N/A	7
----------------	---------	----	------	-------	-----	------	-------	------	--------	-----	---

## 2013

## C30 T5

L5 2.5L 2521cc Turbo	B5254T7		7186	27186	47186	6938	26938	4688 <sup>79</sup> 9354 <sup>78</sup>	224688 <sup>79</sup> 229354 <sup>78</sup>	N/A <sup>79</sup> N/A <sup>78</sup>	3 3
----------------------	---------	--	------	-------	-------	------	-------	--	--	--	--------

N/A = Not Available N/R = Not Required N/S = Not Servicable For cabin air locator chart, see pages 5-12 See pages 13-16 for footnotes

1) ProSelect - Normal Driving - Traditional Change Intervals 2) NAPA Gold - Severe Driving - OE Recommended intervals 3) NAPA Platinum - Harsh Driving - OE Recommend Intervals

N/A = Non disponible N/R = Non nécessaire N/S = Non réparable Voir le tableau des filtres et d'habitacle aux pages 5-12 Voir pages 13-16 pour des notes

1) NAPA ProSelect et Argent - Conduite normale - Intervalles normaux de remplacement 2) NAPA Or - Conduite difficile - Intervalles recommandés par FEO 3) NAPA Platine - Conduite très difficile - Intervalles recommandés par FEO

N/A = No disponible N/R = No requerido N/S = No Servicable Para el aire de la cabina y tabla de localización de filtro, consulte las páginas 5-12 Ver las páginas 13-16 para las notas al pie de página

1) NAPA ProSelect y Plata - Manejo normal - Intervalles normales de cambio 2) NAPA Oro - Manejo difícil - Intervalles recomendados por el OEM 3) NAPA Platino - Manejo muy difícil - Intervalles recomendados por el OEM

Italicized Part Numbers May Not Be Available.

Las piezas con números en *italicas* pueden no estar disponibles.Les numéros de pièce en *italiques* peuvent ne pas être disponibles.



## VOLVO 2013-2012

## Pass Car Light Truck - Oil - Air - Cabin

Year/Año/Année Model/Modelo/Modèle Engine/Motor/Moteur	Eng. Code Código de motor Code moteur	VIN NIV NIV	GOLD Oil Aceite Huile	ProSelect Oil Aceite Huile	Platinum Oil Aceite Huile	GOLD Air Aire Air	ProSelect Air Aire Air	GOLD Cabin Air Cabina Aire Cabine Air	ProSelect Cabin Air Cabina Aire Cabine Air	Platinum Cabin Air Cabina Aire Cabine Air	Loc. Cabin Air Cabina Aire Cabine Air
--	---	-------------------	--------------------------------	-------------------------------------	------------------------------------	----------------------------	---------------------------------	--	---	--	--

## VOLVO (Cont'd/Suite)

**2013** (Cont'd/Suite)

## C30 T5 R-DESIGN

L5 2.5L 2521cc Turbo	B5254T7		7186	27186	47186	6938	26938	4688 9354	224688 229354	N/A N/A	3 3
----------------------	---------	--	------	-------	-------	------	-------	--------------	------------------	------------	--------

## C70 T5

L5 2.5L 2521cc Turbo	B5254T7		7186	27186	47186	6938	26938	4688 <sup>79</sup> 9354 <sup>78</sup>	224688 <sup>79</sup> 229354 <sup>78</sup>	N/A <sup>79</sup> N/A <sup>78</sup>	3 3
----------------------	---------	--	------	-------	-------	------	-------	--	--	--	--------

## S60

L4 1.6L 1596cc (Mex.)			100241	2100241	4100241	200297	N/A	9355	229355	N/A	
L6 3.0L 2953cc Turbo	B6304T4	90	7806	27806	N/A	9344	29344	9355 <sup>79</sup> 239309 <sup>79</sup>	229355 <sup>79</sup> N/A <sup>79</sup>	N/A <sup>79</sup> N/A <sup>79</sup>	6 6

## S60 T5

L5 2.5L 2521cc Turbo	B5254T12		7186	27186	47186	6938	26938	9355 <sup>79</sup> 239309 <sup>79</sup>	229355 <sup>79</sup> N/A <sup>79</sup>	N/A <sup>79</sup> N/A <sup>79</sup>	3 3
----------------------	----------	--	------	-------	-------	------	-------	--	---	--	--------

## S80

L6 3.0L 2953cc Turbo	B6304T4	90	7806	27806	N/A	9344	29344	9355 <sup>79</sup> 239309 <sup>79</sup>	229355 <sup>79</sup> N/A <sup>79</sup>	N/A <sup>79</sup> N/A <sup>79</sup>	6 6
L6 3.2L 3192cc	B6324S4	94	7806	27806	N/A	9344	29344	9355 <sup>79</sup> 239309 <sup>79</sup>	229355 <sup>79</sup> N/A <sup>79</sup>	N/A <sup>79</sup> N/A <sup>79</sup>	6 6
	B6324S5	95	7806	27806	N/A	9344	29344	9355 <sup>79</sup> 239309 <sup>79</sup>	229355 <sup>79</sup> N/A <sup>79</sup>	N/A <sup>79</sup> N/A <sup>79</sup>	6 6

## V40

L4 2.0L 1990cc (Mex.)			7021	27021	47021	2897	N/A	N/A	N/A	N/A	
-----------------------	--	--	------	-------	-------	------	-----	-----	-----	-----	--

## XC60

L6 3.0L 2953cc Turbo	B6304T4	90	7806	27806	N/A	9344	29344	9355 <sup>79</sup> 239309 <sup>79</sup>	229355 <sup>79</sup> N/A <sup>79</sup>	N/A <sup>79</sup> N/A <sup>79</sup>	6 6
L6 3.2L 3192cc	B6324S4	94	7806	27806	N/A	9344	29344	9355 <sup>79</sup> 239309 <sup>79</sup>	229355 <sup>79</sup> N/A <sup>79</sup>	N/A <sup>79</sup> N/A <sup>79</sup>	6 6
	B6324S5	95	7806	27806	N/A	9344	29344	9355 <sup>79</sup> 239309 <sup>79</sup>	229355 <sup>79</sup> N/A <sup>79</sup>	N/A <sup>79</sup> N/A <sup>79</sup>	6 6

## XC70

L6 3.0L 2953cc Turbo	B6304T4	90	7806	27806	N/A	9344	29344	9355 <sup>79</sup> 239309 <sup>79</sup>	229355 <sup>79</sup> N/A <sup>79</sup>	N/A <sup>79</sup> N/A <sup>79</sup>	6 6
L6 3.2L 3192cc	B6324S4	94	7806	27806	N/A	9344	29344	9355 <sup>79</sup> 239309 <sup>79</sup>	229355 <sup>79</sup> N/A <sup>79</sup>	N/A <sup>79</sup> N/A <sup>79</sup>	6 6
	B6324S5	95	7806	27806	N/A	9344	29344	9355 <sup>79</sup> 239309 <sup>78</sup>	229355 <sup>79</sup> N/A <sup>78</sup>	N/A <sup>79</sup> N/A <sup>78</sup>	6 6

## XC90

L5 2.5L 2521cc Turbo (Mex.)			7021	27021	47021	2823	N/A	N/A	N/A	N/A	
L6 3.2L 3192cc	B6324S5	95	7806	27806	N/A	9293	29293	4818 <sup>79</sup>	224818 <sup>79</sup>	N/A <sup>79</sup>	7

## XC90 R-DESIGN

L6 3.2L 3192cc	B6324S5	95	7806	27806	N/A	9293	29293	4818 <sup>79</sup>	224818 <sup>79</sup>	N/A <sup>79</sup>	7
----------------	---------	----	------	-------	-----	------	-------	--------------------	----------------------	-------------------	---

**2012**

## C30

L4 1.6L 1560CC 95CID (Mex.)			N/S	N/S	N/A	N/S	N/S	4688	224688	N/A	
-----------------------------	--	--	-----	-----	-----	-----	-----	------	--------	-----	--

## C30 R-DESIGN

L5 2.5L 2521cc Turbo	B5254T7		7186	27186	47186	6938	26938	4688 <sup>79</sup> 9354 <sup>78</sup>	224688 <sup>79</sup> 229354 <sup>78</sup>	N/A <sup>79</sup> N/A <sup>78</sup>	3 3
----------------------	---------	--	------	-------	-------	------	-------	--	--	--	--------

## C30 T5

L5 2.5L 2521cc Turbo	B5254T7		7186	27186	47186	6938	26938	4688 9354	224688 229354	N/A N/A	3 3
----------------------	---------	--	------	-------	-------	------	-------	--------------	------------------	------------	--------

## C70 T5

L5 2.5L 2521cc Turbo	B5254T7		7186	27186	47186	6938	26938	4688 <sup>79</sup> 9354 <sup>78</sup>	224688 <sup>79</sup> 229354 <sup>78</sup>	N/A <sup>79</sup> N/A <sup>78</sup>	3 3
----------------------	---------	--	------	-------	-------	------	-------	--	--	--	--------

N/A = Not Available N/R = Not Required N/S = Not Servicable For cabin air locator chart, see pages 5-12 See pages 13-16 for footnotes

1) ProSelect - Normal Driving - Traditional Change Intervals 2) NAPA Gold - Severe Driving - OE Recommended intervals 3) NAPA Platinum - Harsh Driving - OE Recommend Intervals

N/A = Non disponible N/R = Non nécessaire N/S = Non réparable Voir le tableau des filtres et d'habitacle aux pages 5-12 Voir pages 13-16 pour des notes

1) NAPA ProSelect et Argent - Conduite normale - Intervalles normaux de remplacement 2) NAPA Or - Conduite difficile - Intervalles recommandés par FEO 3) NAPA Platine - Conduite très difficile - Intervalles recommandés par FEO

N/A = No disponible N/R = No requerido N/S = No Servicable Para el aire de la cabina y tabla de localización de filtro, consulte las páginas 5-12 Ver las páginas 13-16 para las notas al pie de página

1) NAPA ProSelect y Plata - Manejo normal - Intervalos normales de cambio 2) NAPA Oro - Manejo difícil - Intervalos recomendados por el OEM 3) NAPA Platino - Manejo muy difícil - Intervalos recomendados por el OEM

*Italicized Part Numbers May Not Be Available.*

Las piezas con números en *italicas* pueden no estar disponibles.  
Les numéros de pièce en *italiques* peuvent ne pas être disponibles.



## Pass Car Light Truck - Oil - Air - Cabin

VOLVO 2012-2011

Year/Año/Année Model/Modelo/Modèle Engine/Motor/Moteur	Eng. Code Código de motor Code moteur	VIN NIV NIV	GOLD Oil Aceite Huile	ProSelect Oil Aceite Huile	Platinum Oil Aceite Huile	GOLD Air Aire Air	ProSelect Air Aire Air	GOLD Cabin Air Cabina Aire Cabine Air	ProSelect Cabin Air Cabina Aire Cabine Air	Platinum Cabin Air Cabina Aire Cabine Air	Loc. Cabin Air Cabina Aire Cabine Air
--	---	-------------------	--------------------------------	-------------------------------------	------------------------------------	----------------------------	---------------------------------	--	---	--	--

## VOLVO (Cont'd/Suite)

## 2012 (Cont'd/Suite)

## S60

L4 1.6L 1596cc (Mex.)			100241	2100241	4100241	200297	N/A	9355	229355	N/A	
L6 3.0L 2953cc Turbo	B6304T4	90	7806	27806	N/A	9344	29344	9355	229355	N/A	6

## S60 T5

L5 2.5L 2521cc Turbo	B5254T5		7186	27186	47186	6938	26938	9355	229355	N/A	3
----------------------	---------	--	------	-------	-------	------	-------	------	--------	-----	---

## S80

L4 2.0L 1999CC 122CID (Mex.)			N/S	N/S	N/A	N/S	N/S	9355	229355	N/A	
L6 3.0L 2953cc Turbo	B6304T4	90	7806	27806	N/A	9344	29344	9355 <sup>79</sup>	229355 <sup>79</sup>	N/A <sup>79</sup>	6
L6 3.2L 3192cc	B6324S4	94	7806	27806	N/A	9344	29344	9355 <sup>79</sup>	229355 <sup>79</sup>	N/A <sup>79</sup>	6
	B6324S5	95	7806	27806	N/A	9344	29344	9355 <sup>79</sup>	229355 <sup>79</sup>	N/A <sup>79</sup>	6

## XC60

L4 2.0L 1999cc (Mex.)			7806	27806	N/A	9344	29344	9355	229355	N/A	
L6 3.0L 2953cc Turbo	B6304T4	90	7806	27806	N/A	9344	29344	9355 <sup>79</sup>	229355 <sup>79</sup>	N/A <sup>79</sup>	6
L6 3.2L 3192cc	B6324S4	94	7806	27806	N/A	9344	29344	9355 <sup>79</sup>	229355 <sup>79</sup>	N/A <sup>79</sup>	6
	B6324S5	95	7806	27806	N/A	9344	29344	9355 <sup>79</sup>	229355 <sup>79</sup>	N/A <sup>79</sup>	6

## XC70

L6 3.0L 2953cc Turbo	B6304T4	90	7806	27806	N/A	9344	29344	4818	224818	N/A	6
L6 3.2L 3192cc	B6324S4	94	7806	27806	N/A	9344	29344	9355 <sup>79</sup>	229355 <sup>79</sup>	N/A <sup>79</sup>	6
	B6324S5	95	7806	27806	N/A	9344	29344	239309 <sup>79</sup>	N/A <sup>79</sup>	N/A <sup>79</sup>	6
								9355 <sup>79</sup>	229355 <sup>79</sup>	N/A <sup>79</sup>	6
								239309 <sup>79</sup>	N/A <sup>79</sup>	N/A <sup>79</sup>	6

## XC90

L5 2.5L 2521cc Turbo (Mex.)			7021	27021	47021	2823	N/A	N/A	N/A	N/A	
L6 3.2L 3192cc	B6324S5	95	7806	27806	N/A	9293	29293	4818 <sup>79</sup>	224818 <sup>79</sup>	N/A <sup>79</sup>	7

## 2011

## C30

2.4 (Mex.)			7186	27186	47186	6938	26938	4688	224688	N/A	
L5 2.5L 2435cc (Mex.)			7186	27186	47186	6938	26938	9354	229354	N/A	

## C30 R-DESIGN

L5 2.5L 2521cc Turbo	B5254T7		7186	27186	47186	6938	26938	4688	224688	N/A	3
								9354	229354	N/A	3

## C30 T5

L5 2.5L 2521cc Turbo	B5254T7		7186	27186	47186	6938	26938	4688	224688	N/A	3
								9354	229354	N/A	3

## C70 T5

L5 2.5L 2521cc Turbo	B5254T7		7186	27186	47186	6938	26938	4688 <sup>79</sup>	224688 <sup>79</sup>	N/A <sup>79</sup>	3
								9354 <sup>78</sup>	229354 <sup>78</sup>	N/A <sup>78</sup>	3

## S40

L4 2.0L 1997cc Diesel (Mex.)			7512	27512	N/A	209408	N/A	9354	229354	N/A	
L5 2.4L 2435cc (Mex.)			7186	27186	47186	6938	26938	9354	229354	N/A	

## S40 D5

L5 2.4L 2400cc Diesel (Mex.)			7186	27186	47186	6938	26938	N/A	N/A	N/A	
------------------------------	--	--	------	-------	-------	------	-------	-----	-----	-----	--

## S40 T5

L5 2.5L 2521cc Turbo	B5254T7		7186	27186	47186	6938	26938	4688 <sup>79</sup>	224688 <sup>79</sup>	N/A <sup>79</sup>	3
								9354 <sup>78</sup>	229354 <sup>78</sup>	N/A <sup>78</sup>	3

## S40 T5 R-DESIGN

L5 2.5L 2521cc Turbo	B5254T7		7186	27186	47186	6938	26938	4688	224688	N/A	3
								9354	229354	N/A	3

## S60

L6 3.0L 2953cc Turbo	B6304T4	90	7806	27806	N/A	9344	29344	9355	229355	N/A	6
----------------------	---------	----	------	-------	-----	------	-------	------	--------	-----	---

N/A = Not Available N/R = Not Required N/S = Not Servicable For cabin air locator chart, see pages 5-12 See pages 13-16 for footnotes

1) ProSelect - Normal Driving - Traditional Change Intervals 2) NAPA Gold - Severe Driving - OE Recommended intervals 3) NAPA Platinum - Harsh Driving - OE Recommend Intervals

N/A = Non disponible N/R = Non nécessaire N/S = Non réparable Voir le tableau des filtres et d'habitacle aux pages 5-12 Voir pages 13-16 pour des notes

1) NAPA ProSelect et Argent - Conduite normale - Intervalles normaux de remplacement 2) NAPA Or - Conduite difficile - Intervalles recommandés par FEO 3) NAPA Platine - Conduite très difficile - Intervalles recommandés par FEO

N/A = No disponible N/R = No requerido N/S = No Servicable Para el aire de la cabina y tabla de localización de filtro, consulte las páginas 5-12 Ver las páginas 13-16 para las notas al pie de página

1) NAPA ProSelect y Plata - Manejo normal - Intervalles normales de cambio 2) NAPA Oro - Manejo difícil - Intervalles recomendados por el OEM 3) NAPA Platino - Manejo muy difícil - Intervalles recomendados por el OEM

Italicized Part Numbers May Not Be Available.

Las piezas con números en *italicas* pueden no estar disponibles.Les numéros de pièce en *italiques* peuvent ne pas être disponibles.P  
a  
s  
s  
C  
a  
r  
L  
i  
g  
h  
t  
T  
r  
u  
c  
k  
O  
i  
l  
-  
A  
i  
r  
-  
C  
a  
b  
i  
n



## VOLVO 2011-2010

## Pass Car Light Truck - Oil - Air - Cabin

Year/Año/Année Model/Modelo/Modèle Engine/Motor/Moteur	Eng. Code Código de motor Code moteur	VIN NIV NIV	GOLD Oil Aceite Huile	ProSelect Oil Aceite Huile	Platinum Oil Aceite Huile	GOLD Air Aire Air	ProSelect Air Aire Air	GOLD Cabin Air Cabina Aire Cabine Air	ProSelect Cabin Air Cabina Aire Cabine Air	Platinum Cabin Air Cabina Aire Cabine Air	Loc. Cabin Air Cabina Aire Cabine Air
--	---	-------------------	--------------------------------	-------------------------------------	------------------------------------	----------------------------	---------------------------------	--	---	--	--

## VOLVO (Cont'd/Suite)

## 2011 (Cont'd/Suite)

S80											
L6 3.0L 2953cc Turbo	B6304T4	90	7806	27806	N/A	9344	29344	9355 <sup>79</sup>	229355 <sup>79</sup>	N/A <sup>79</sup>	6
L6 3.2L 3192cc	B6324S4	94	7806	27806	N/A	9344	29344	9355 <sup>79</sup>	229355 <sup>79</sup>	N/A <sup>79</sup>	6
	B6324S5	95	7806	27806	N/A	9344	29344	9355 <sup>79</sup>	229355 <sup>79</sup>	N/A <sup>79</sup>	6
V50 T5											
L5 2.5L 2521cc Turbo	B5254T7		7186	27186	47186	6938	26938	4688 <sup>79</sup> 9354 <sup>78</sup>	224688 <sup>79</sup> 229354 <sup>78</sup>	N/A <sup>79</sup> N/A <sup>78</sup>	3 3
V50 T5 R-DESIGN											
L5 2.5L 2521cc Turbo	B5254T7		7186	27186	47186	6938	26938	4688 9354	224688 229354	N/A N/A	3 3
XC60											
L6 3.0L 2953cc Turbo	B6304T4	90	7806	27806	N/A	9344	29344	9355 <sup>79</sup>	229355 <sup>79</sup>	N/A <sup>79</sup>	6
L6 3.2L 3192cc	B6324S4	94	7806	27806	N/A	9344	29344	9355 <sup>79</sup>	229355 <sup>79</sup>	N/A <sup>79</sup>	6
	B6324S5	95	7806	27806	N/A	9344	29344	9355 <sup>79</sup>	229355 <sup>79</sup>	N/A <sup>79</sup>	6
XC70											
L6 3.0L 2953cc Turbo	B6304T4	90	7806	27806	N/A	9344	29344	4818	224818	N/A	6
L6 3.2L 3192cc	B6324S4	94	7806	27806	N/A	9344	29344	9355 <sup>79</sup> 239309 <sup>78</sup>	229355 <sup>79</sup> N/A <sup>78</sup>	N/A <sup>79</sup> N/A <sup>78</sup>	6 6
	B6324S5	95	7806	27806	N/A	9344	29344	9355 <sup>79</sup> 239309 <sup>79</sup>	229355 <sup>79</sup> N/A <sup>79</sup>	N/A <sup>79</sup> N/A <sup>79</sup>	6 6
XC90											
L5 2.5L 2521CC 154CID (Mex.)			N/S	N/S	N/A	N/S	N/S	4818	224818	N/A	
L6 3.2L 3192cc	B6324S5	95	7806	27806	N/A	9293	29293	4818 <sup>79</sup>	224818 <sup>79</sup>	N/A <sup>79</sup>	7
V8 4.4L 4414cc 269 CID	B8444S		7021	27021 <sup>70</sup>	47021	9242	N/A	4818 <sup>79</sup>	224818 <sup>79</sup>	N/A <sup>79</sup>	7

## 2010

C30											
2.4			7186	27186	47186	6938	26938	4688	224688	N/A	
2.4 (Mex.)			7186	27186	47186	6938	26938	4688	224688	N/A	
C30 T5											
L5 2.5L 2521cc Turbo	B5254T7		7186	27186	47186	6938	26938	4688 <sup>79</sup> 9354 <sup>78</sup>	224688 <sup>79</sup> 229354 <sup>78</sup>	N/A <sup>79</sup> N/A <sup>78</sup>	3 3
C70 T5											
L5 2.5L 2521cc Turbo	B5254T7		7186	27186	47186	6938	26938	4688 <sup>79</sup> 9354 <sup>78</sup>	224688 <sup>79</sup> 229354 <sup>78</sup>	N/A <sup>79</sup> N/A <sup>78</sup>	3 3
S40											
L5 2.4L 2435cc	B5244S4		7186	27186	47186	6938	26938	4688 <sup>79</sup> 9354 <sup>78</sup>	224688 <sup>79</sup> 229354 <sup>78</sup>	N/A <sup>79</sup> N/A <sup>78</sup>	3 3
	B5244S7		7186	27186	47186	6938	26938	4688 9354	224688 229354	N/A N/A	3 3
S40 T5 R-DESIGN											
L5 2.5L 2521cc Turbo	B5254T7		7186	27186	47186	6938	26938	4688 <sup>79</sup> 9354 <sup>78</sup>	224688 <sup>79</sup> 229354 <sup>78</sup>	N/A <sup>79</sup> N/A <sup>78</sup>	3 3
S80											
L6 3.0L 2953cc Turbo	B6304T2		7806	27806	N/A	9344	29344	9355 <sup>79</sup>	229355 <sup>79</sup>	N/A <sup>79</sup>	6
L6 3.2L 3192cc	B6324S	98	7806	27806	N/A	9344	29344	9355 <sup>79</sup>	229355 <sup>79</sup>	N/A <sup>79</sup>	6
	B6324S2		7806	27806	N/A	9344	29344	9355 <sup>79</sup>	229355 <sup>79</sup>	N/A <sup>79</sup>	6
V8 4.4L 4414cc 269 CID	B8444S		7021	27021	47021			9355 <sup>79</sup>	229355 <sup>79</sup>	N/A <sup>79</sup>	6
V50											
L5 2.4L 2435cc	B5244S4		7186	27186	47186	6938	26938	4688 9354	224688 229354	N/A N/A	3 3
	B5244S7		7186	27186	47186	6938	26938	4688 <sup>79</sup> 9354 <sup>79</sup>	224688 <sup>79</sup> 229354 <sup>79</sup>	N/A <sup>79</sup> N/A <sup>79</sup>	3 3

N/A = Not Available N/R = Not Required N/S = Not Servicable For cabin air locator chart, see pages 5-12 See pages 13-16 for footnotes

1) ProSelect - Normal Driving - Traditional Change Intervals 2) NAPA Gold - Severe Driving - OE Recommended intervals 3) NAPA Platinum - Harsh Driving - OE Recommend Intervals

N/A = Non disponible N/R = Non nécessaire N/S = Non réparable Voir le tableau des filtres et d'habitacle aux pages 5-12 Voir pages 13-16 pour des notes

1) NAPA ProSelect et Argent - Conduite normale - Intervalles normaux de remplacement 2) NAPA Or - Conduite difficile - Intervalles recommandés par FEO 3) NAPA Platine - Conduite très difficile - Intervalles recommandés par FEO

N/A = No disponible N/R = No requerido N/S = No Servicable Para el aire de la cabina y tabla de localización de filtro, consulte las páginas 5-12 Ver las páginas 13-16 para las notas al pie de página

1) NAPA ProSelect y Plata - Manejo normal - Intervalles normales de cambio 2) NAPA Oro - Manejo difícil - Intervalles recomendados por el OEM 3) NAPA Platino - Manejo muy difícil - Intervalles recomendados por el OEM

Italicized Part Numbers May Not Be Available.

Las piezas con números en *italicas* pueden no estar disponibles.  
Les numéros de pièce en *italiques* peuvent ne pas être disponibles.





Pass Car Light Truck - Oil - Air - Cabin

VOLVO 2010-2009

Year/Año/Année Model/Modelo/Modèle Engine/Motor/Moteur	Eng. Code Código de motor Code moteur	VIN NIV NIV	GOLD Oil Aceite Huile	ProSelect Oil Aceite Huile	Platinum Oil Aceite Huile	GOLD Air Aire Air	ProSelect Air Aire Air	GOLD Cabin Air Cabina Aire Cabine Air	ProSelect Cabin Air Cabina Aire Cabine Air	Platinum Cabin Air Cabina Aire Cabine Air	Loc. Cabin Air Cabina Aire Cabine Air
--	---	-------------------	--------------------------------	-------------------------------------	------------------------------------	----------------------------	---------------------------------	--	---	--	--

VOLVO (Cont'd/Suite)

**2010** (Cont'd/Suite)

V50 T5 R-DESIGN

L5 2.5L 2521cc Turbo	B5254T7		7186	27186	47186	6938	26938	4688 <sup>79</sup> 9354 <sup>78</sup>	224688 <sup>79</sup> 229354 <sup>78</sup>	N/A <sup>79</sup> N/A <sup>78</sup>	3 3
----------------------	---------	--	------	-------	-------	------	-------	--	--	--	--------

V70

L6 3.2L 3192cc	B6324S B6324S2	98	7806 7806	27806 27806	N/A N/A	9344 9344	29344 29344	9355 <sup>79</sup> 9355 <sup>79</sup>	229355 <sup>79</sup> 229355 <sup>79</sup>	N/A <sup>79</sup> N/A <sup>79</sup>	6 6
----------------	-------------------	----	--------------	----------------	------------	--------------	----------------	--	--	--	--------

XC60

L6 3.0L 2953cc Turbo	B6304T2		7806	27806	N/A	9344	29344	9355 <sup>79</sup>	229355 <sup>79</sup>	N/A <sup>79</sup>	6
L6 3.2L 3192cc	B6324S B6324S2	98	7806 7806	27806 27806	N/A N/A	9344 9344	29344 29344	9355 <sup>79</sup> 9355 <sup>79</sup>	229355 <sup>79</sup> 229355 <sup>79</sup>	N/A <sup>79</sup> N/A <sup>79</sup>	6 6

XC70

L6 3.0L 2953cc Turbo	B6304T2		7806	27806	N/A	9344	29344	9355 <sup>475</sup> 239309 <sup>474</sup>	229355 <sup>475</sup> N/A <sup>474</sup>	N/A <sup>475</sup> N/A <sup>474</sup>	6 6
L6 3.2L 3192cc	B6324S B6324S2	98	7806 7806	27806 27806	N/A N/A	9344 9344	29344 29344	9355 <sup>79</sup> 239309 <sup>78</sup> 9355 <sup>79</sup> 239309 <sup>79</sup>	229355 <sup>79</sup> N/A <sup>78</sup> 229355 <sup>79</sup> N/A <sup>79</sup>	N/A <sup>79</sup> N/A <sup>78</sup> N/A <sup>79</sup> N/A <sup>79</sup>	6 6 6 6

XC90

L6 3.2L 3192cc	B6324S	98	7806	27806	N/A	9293	29293	4818 <sup>79</sup>	224818 <sup>79</sup>	N/A <sup>79</sup>	7
V8 4.4L 4414cc 269 CID	B8444S		7021	27021 <sup>70</sup>	47021	9242	N/A	4818 <sup>79</sup>	224818 <sup>79</sup>	N/A <sup>79</sup>	7

**2009**

C30

2.4			7186	27186	47186	6938	26938	4688	224688	N/A	
2.4 (Mex.)			7186	27186	47186	6938	26938	4688	224688	N/A	

C30 T5

L5 2.5L 2521cc Turbo	B5254T7		7186	27186	47186	6938	26938	4688 <sup>79</sup> 9354 <sup>78</sup>	224688 <sup>79</sup> 229354 <sup>78</sup>	N/A <sup>79</sup> N/A <sup>78</sup>	3 3
----------------------	---------	--	------	-------	-------	------	-------	--	--	--	--------

C70 T5

L5 2.5L 2521cc Turbo	B5254T7		7186	27186	47186	6938	26938	4688 <sup>79</sup> 9354 <sup>78</sup>	224688 <sup>79</sup> 229354 <sup>78</sup>	N/A <sup>79</sup> N/A <sup>78</sup>	3 3
----------------------	---------	--	------	-------	-------	------	-------	--	--	--	--------

S40

L5 2.4L 2435cc	B5244S4		7186	27186	47186	6938	26938	4688 9354	224688 229354	N/A N/A	3 3
	B5244S7		7186	27186	47186	6938	26938	4688 <sup>79</sup> 9354 <sup>78</sup>	224688 <sup>79</sup> 229354 <sup>78</sup>	N/A <sup>79</sup> N/A <sup>78</sup>	3 3

S40 T5

L5 2.5L 2521cc Turbo	B5254T7		7186	27186	47186	6938	26938	4688 <sup>79</sup> 9354 <sup>78</sup>	224688 <sup>79</sup> 229354 <sup>78</sup>	N/A <sup>79</sup> N/A <sup>78</sup>	3 3
----------------------	---------	--	------	-------	-------	------	-------	--	--	--	--------

S60

L5 2.5L 2521cc Turbo	B5254T2		7021	27021 <sup>70</sup>	47021	2412	22412	4818 <sup>79</sup>	224818 <sup>79</sup>	N/A <sup>79</sup>	7
----------------------	---------	--	------	---------------------	-------	------	-------	--------------------	----------------------	-------------------	---

S60 T5

L5 2.4L 2435cc Turbo	B5244T5		7021	27021 <sup>70</sup>	47021	2412 Panel 2829 Round	22412 Panel N/A Round	4818 <sup>79</sup>	224818 <sup>79</sup>	N/A <sup>79</sup>	7
----------------------	---------	--	------	---------------------	-------	--------------------------------	--------------------------------	--------------------	----------------------	-------------------	---

S80

L6 3.0L 2953cc Turbo	B6304T2		7806	27806	N/A	9344	29344	9355 <sup>79</sup>	229355 <sup>79</sup>	N/A <sup>79</sup>	6
L6 3.2L 3192cc	B6324S	98	7806	27806	N/A	9344	29344	9355 <sup>79</sup>	229355 <sup>79</sup>	N/A <sup>79</sup>	6
V8 4.4L 4414cc 269 CID	B8444S		7021	27021	47021			9355 <sup>79</sup>	229355 <sup>79</sup>	N/A <sup>79</sup>	6

V50

L5 2.4L 2435cc	B5244S4		7186	27186	47186	6938	26938	4688 <sup>79</sup> 9354 <sup>78</sup>	224688 <sup>79</sup> 229354 <sup>78</sup>	N/A <sup>79</sup> N/A <sup>78</sup>	3 3
----------------	---------	--	------	-------	-------	------	-------	--	--	--	--------

N/A = Not Available N/R = Not Required N/S = Not Servicable For cabin air locator chart, see pages 5-12 See pages 13-16 for footnotes

1) ProSelect - Normal Driving - Traditional Change Intervals 2) NAPA Gold - Severe Driving - OE Recommended intervals 3) NAPA Platinum - Harsh Driving - OE Recommend Intervals

N/A = Non disponible N/R = Non nécessaire N/S = Non réparable Voir le tableau des filtres et d'habitacle aux pages 5-12 Voir pages 13-16 pour des notes

1) NAPA ProSelect et Argent - Conduite normale - Intervalles normaux de remplacement 2) NAPA Or - Conduite difficile - Intervalles recommandés par FEO 3) NAPA Platine - Conduite très difficile - Intervalles recommandés par FEO

N/A = No disponible N/R = No requerido N/S = No Servicable Para el aire de la cabina y tabla de localización de filtro, consulte las páginas 5-12 Ver las páginas 13-16 para las notas al pie de página

1) NAPA ProSelect y Plata - Manejo normal - Intervallos normales de cambio 2) NAPA Oro - Manejo difícil - Intervallos recomendados por el OEM 3) NAPA Platino - Manejo muy difícil - Intervallos recomendados por el OEM

*Italicized Part Numbers May Not Be Available.*

Las piezas con números en *italicas* pueden no estar disponibles.

Les numéros de pièce en *italiques* peuvent ne pas être disponibles.

P  
a  
s  
s  
C  
a  
r  
L  
i  
g  
h  
t  
T  
r  
u  
c  
k  
O  
i  
l  
-  
A  
i  
r  
-  
C  
a  
b  
i  
n



## VOLVO 2009-2008

## Pass Car Light Truck - Oil - Air - Cabin

Year/Año/Année Model/Modelo/Modèle Engine/Motor/Moteur	Eng. Code Código de motor Code moteur	VIN NIV NIV	GOLD Oil Aceite Huile	ProSelect Oil Aceite Huile	Platinum Oil Aceite Huile	GOLD Air Aire Air	ProSelect Air Aire Air	GOLD Cabin Air Cabina Aire Cabine Air	ProSelect Cabin Air Cabina Aire Cabine Air	Platinum Cabin Air Cabina Aire Cabine Air	Loc. Cabin Air Cabina Aire Cabine Air
--	---	-------------------	--------------------------------	-------------------------------------	------------------------------------	----------------------------	---------------------------------	--	---	--	--

## VOLVO (Cont'd/Suite)

## 2009 (Cont'd/Suite)

## V50 (Cont'd/Suite)

L5 2.4L 2435cc	B5244S7		7186	27186	47186	6938	26938	4688 9354	224688 229354	N/A N/A	3 3
----------------	---------	--	------	-------	-------	------	-------	--------------	------------------	------------	--------

## V50 T5

L5 2.5L 2521cc Turbo	B5254T7		7186	27186	47186	6938	26938	4688 <sup>79</sup> 9354 <sup>78</sup>	224688 <sup>79</sup> 229354 <sup>78</sup>	N/A <sup>79</sup> N/A <sup>78</sup>	3 3
----------------------	---------	--	------	-------	-------	------	-------	--	--	--	--------

## V70

L6 3.2L 3192cc	B6324S	98	7806	27806	N/A	9344	29344	9355 <sup>79</sup>	229355 <sup>79</sup>	N/A <sup>79</sup>	6
----------------	--------	----	------	-------	-----	------	-------	--------------------	----------------------	-------------------	---

## XC70

L6 3.0L 2953cc Turbo	B6304T2		7806	27806	N/A	9344	29344	4818	224818	N/A	6
L6 3.2L 3192cc	B6324S	98	7806	27806	N/A	9344	29344	9355 <sup>79</sup> 239309 <sup>79</sup>	229355 <sup>79</sup> N/A <sup>79</sup>	N/A <sup>79</sup> N/A <sup>79</sup>	6 6

## XC90

L6 3.2L 3192cc	B6324S	98	7806	27806	N/A	9293	29293	4818 <sup>79</sup>	224818 <sup>79</sup>	N/A <sup>79</sup>	7
V8 4.4L 4414cc 269 CID	B8444S		7021	27021 <sup>79</sup>	47021	9242	N/A	4818 <sup>79</sup>	224818 <sup>79</sup>	N/A <sup>79</sup>	7

## 2008

## C30

2.4 (Mex.)			7186	27186	47186	6938	26938	4688	224688	N/A	
------------	--	--	------	-------	-------	------	-------	------	--------	-----	--

## C30 T5

L5 2.5L 2521cc Turbo	B5254T7		7186	27186	47186	6938	26938	4688 9354 <sup>78</sup>	224688 229354 <sup>78</sup>	N/A N/A <sup>78</sup>	3 3
----------------------	---------	--	------	-------	-------	------	-------	----------------------------	--------------------------------	--------------------------	--------

## C70 T5

L5 2.5L 2521cc Turbo	B5254T7		7186	27186	47186	6938	26938	4688 9354 <sup>78</sup>	224688 229354 <sup>78</sup>	N/A N/A <sup>78</sup>	3 3
----------------------	---------	--	------	-------	-------	------	-------	----------------------------	--------------------------------	--------------------------	--------

## S40

L5 2.4L 2435cc	B5244S4		7186	27186	47186	6938	26938	4688 9354	224688 229354	N/A N/A	3 3
	B5244S7		7186	27186	47186	6938	26938	4688 9354	224688 229354	N/A N/A	3 3

## S40 T5

L5 2.5L 2521cc Turbo	B5254T7		7186	27186	47186	6938	26938	4688 9354 <sup>78</sup>	224688 229354 <sup>78</sup>	N/A N/A <sup>78</sup>	3 3
----------------------	---------	--	------	-------	-------	------	-------	----------------------------	--------------------------------	--------------------------	--------

## S60

L5 2.4L 2435cc	B5244S		7021	27021 <sup>79</sup>	47021	2412	22412	4818 <sup>79</sup>	224818 <sup>79</sup>	N/A <sup>79</sup>	7
L5 2.5L 2521cc Turbo	B5254T2		7021	27021 <sup>79</sup>	47021	2412	22412	4818	224818	N/A	7

## S60 T5

L5 2.4L 2435cc Turbo	B5244T5		7021	27021 <sup>79</sup>	47021	2412 Panel 2829 Round	22412 Panel N/A Round	4818	224818	N/A	7
----------------------	---------	--	------	---------------------	-------	--------------------------------	--------------------------------	------	--------	-----	---

## S80

L6 3.0L 2953cc Turbo	B6304T2		7806	27806	N/A	9344	29344	9355	229355	N/A	6
L6 3.2L 3192cc	B6324S	98	7806	27806	N/A	9344	29344	9355	229355	N/A	6
V8 4.4L 4414cc 269 CID	B8444S		7021	27021	47021			9355	229355	N/A	6

## V50

L5 2.4L 2435cc	B5244S4		7186	27186	47186	6938	26938	4688 9354	224688 229354	N/A N/A	3 3
	B5244S7		7186	27186	47186	6938	26938	4688 9354 <sup>78</sup>	224688 229354 <sup>78</sup>	N/A N/A <sup>78</sup>	3 3

## V50 T5

L5 2.5L 2521cc Turbo	B5254T7		7186	27186	47186	6938	26938	4688 9354 <sup>78</sup>	224688 229354 <sup>78</sup>	N/A N/A <sup>78</sup>	3 3
----------------------	---------	--	------	-------	-------	------	-------	----------------------------	--------------------------------	--------------------------	--------

N/A = Not Available N/R = Not Required N/S = Not Servicable For cabin air locator chart, see pages 5-12 See pages 13-16 for footnotes

1) ProSelect - Normal Driving - Traditional Change Intervals 2) NAPA Gold - Severe Driving - OE Recommended intervals 3) NAPA Platinum - Harsh Driving - OE Recommend Intervals

N/A = Non disponible N/R = Non nécessaire N/S = Non réparable Voir le tableau des filtres et d'habitacle aux pages 5-12 Voir pages 13-16 pour des notes

1) NAPA ProSelect et Argent - Conduite normale - Intervalles normaux de remplacement 2) NAPA Or - Conduite difficile - Intervalles recommandés par FEO 3) NAPA Platine - Conduite très difficile - Intervalles recommandés par FEO

N/A = No disponible N/R = No requerido N/S = No Servicable Para el aire de la cabina y tabla de localización de filtro, consulte las páginas 5-12 Ver las páginas 13-16 para las notas al pie de página

1) NAPA ProSelect y Plata - Manejo normal - Intervalos normales de cambio 2) NAPA Oro - Manejo difícil - Intervalos recomendados por el OEM 3) NAPA Platino - Manejo muy difícil - Intervalos recomendados por el OEM

*Italicized Part Numbers May Not Be Available.*

Las piezas con números en *italicas* pueden no estar disponibles.  
Les numéros de pièce en *italiques* peuvent ne pas être disponibles.



## Pass Car Light Truck - Oil - Air - Cabin

VOLVO 2008-2007

Year/Año/Année Model/Modelo/Modèle Engine/Motor/Moteur	Eng. Code Código de motor Code moteur	VIN NIV NIV	GOLD Oil Aceite Huile	ProSelect Oil Aceite Huile	Platinum Oil Aceite Huile	GOLD Air Aire Air	ProSelect Air Aire Air	GOLD Cabin Air Cabina Aire Cabine Air	ProSelect Cabin Air Cabina Aire Cabine Air	Platinum Cabin Air Cabina Aire Cabine Air	Loc. Cabin Air Cabina Aire Cabine Air
--	---	-------------------	--------------------------------	-------------------------------------	------------------------------------	----------------------------	---------------------------------	--	---	--	--

## VOLVO (Cont'd/Suite)

## 2008 (Cont'd/Suite)

## V70

L6 3.2L 3192cc	B6324S	98	7806	27806	N/A	9344	29344	9355	229355	N/A	6
----------------	--------	----	------	-------	-----	------	-------	------	--------	-----	---

## XC70

L6 3.2L 3192cc	B6324S	98	7806	27806	N/A	9344	29344	9355 <sup>79</sup> 239309 <sup>79</sup>	229355 <sup>79</sup> N/A <sup>79</sup>	N/A <sup>79</sup> N/A <sup>79</sup>	6 6
----------------	--------	----	------	-------	-----	------	-------	--	---	--	--------

## XC90

L6 3.2L 3192cc	B6324S	98	7806	27806	N/A	9293	29293	4818	224818	N/A	7
V8 4.4L 4414cc 269 CID	B8444S		7021	27021 <sup>70</sup>	47021	9242	N/A	4818	224818	N/A	7

## 2007

## C30

2.4			7186	27186	47186	6938	26938	4688	224688	N/A	
2.4 (Mex.)			7186	27186	47186	6938	26938	4688	224688	N/A	

## C30 T5

L5 2.5L 2521cc Turbo	B5254T7		7186 7186	27186 27186	47186 47186	6938 6938	26938 26938	4688 <sup>79</sup> 4688 <sup>79</sup> 9354 <sup>78</sup> 9354 <sup>78</sup>	224688 <sup>79</sup> 224688 <sup>79</sup> 229354 <sup>78</sup> 229354 <sup>78</sup>	N/A <sup>79</sup> N/A <sup>79</sup> N/A <sup>78</sup> N/A <sup>78</sup>	3 3 3 3
----------------------	---------	--	--------------	----------------	----------------	--------------	----------------	--	--	--	------------------

## C70 T5

L5 2.5L 2521cc Turbo	B5254T3		7186	27186	47186	6938	26938	4688 <sup>79</sup> 9354 <sup>78</sup>	224688 <sup>79</sup> 229354 <sup>78</sup>	N/A <sup>79</sup> N/A <sup>78</sup>	3 3
----------------------	---------	--	------	-------	-------	------	-------	--	--	--	--------

## S40

L5 2.4L 2435cc	B5244S4		7186	27186	47186	6938	26938	4688 <sup>79</sup> 9354 <sup>78</sup>	224688 <sup>79</sup> 229354 <sup>78</sup>	N/A <sup>79</sup> N/A <sup>78</sup>	3 3
	B5244S7		7186	27186	47186			9354 4688 9354 <sup>78</sup>	229354 224688 229354 <sup>78</sup>	N/A N/A N/A <sup>78</sup>	3 3 3

## S40 T5

L5 2.5L 2521cc Turbo	B5254T3		7186	27186	47186	6938	26938	4688 <sup>79</sup> 9354 <sup>78</sup>	224688 <sup>79</sup> 229354 <sup>78</sup>	N/A <sup>79</sup> N/A <sup>78</sup>	3 3
----------------------	---------	--	------	-------	-------	------	-------	--	--	--	--------

## S60

L5 2.5L 2521cc Turbo	B5254T2		7021	27021 <sup>70</sup>	47021	2412	22412	4818	224818	N/A	7
----------------------	---------	--	------	---------------------	-------	------	-------	------	--------	-----	---

## S60 R

L5 2.5L 2521cc Turbo	B5254T4		7021	27021 <sup>70</sup>	47021	2829	N/A	4818 <sup>79</sup>	224818 <sup>79</sup>	N/A <sup>79</sup>	7
----------------------	---------	--	------	---------------------	-------	------	-----	--------------------	----------------------	-------------------	---

## S60 T5

L5 2.4L 2435cc Turbo	B5244T5		7021	27021 <sup>70</sup>	47021	2412 Panel 2829 Round	22412 Panel N/A Round	4818 <sup>79</sup>	224818 <sup>79</sup>	N/A <sup>79</sup>	7
----------------------	---------	--	------	---------------------	-------	--------------------------------	--------------------------------	--------------------	----------------------	-------------------	---

## S80

L6 3.2L 3192cc	B6324S	98	7806	27806	N/A	9344	29344	9355 <sup>79</sup>	229355 <sup>79</sup>	N/A <sup>79</sup>	6
V8 4.4L 4414cc 269 CID	B8444S		7021	27021	47021			9355 <sup>79</sup>	229355 <sup>79</sup>	N/A <sup>79</sup>	6

## V50

L5 2.4L 2435cc	B5244S4		7186	27186	47186	6938	26938	4688 <sup>79</sup> 9354 <sup>78</sup>	224688 <sup>79</sup> 229354 <sup>78</sup>	N/A <sup>79</sup> N/A <sup>78</sup>	3 3
	B5244S7		7186	27186	47186	6938	26938	4688 9354	224688 229354	N/A N/A	3 3

## V50 T5

L5 2.5L 2521cc Turbo	B5254T3		7186	27186	47186	6938	26938	4688 <sup>79</sup> 9354 <sup>78</sup>	224688 <sup>79</sup> 229354 <sup>78</sup>	N/A <sup>79</sup> N/A <sup>78</sup>	3 3
----------------------	---------	--	------	-------	-------	------	-------	--	--	--	--------

## V70

L5 2.4L 2435cc	B5244S		7021	27021 <sup>70</sup>	47021	2412	22412	4818 <sup>79</sup>	224818 <sup>79</sup>	N/A <sup>79</sup>	7
L5 2.5L 2521cc Turbo	B5254T2		7021	27021 <sup>70</sup>	47021	2412	22412	4818 <sup>79</sup>	224818 <sup>79</sup>	N/A <sup>79</sup>	7

N/A = Not Available N/R = Not Required N/S = Not Servicable For cabin air locator chart, see pages 5-12 See pages 13-16 for footnotes

1) ProSelect - Normal Driving - Traditional Change Intervals 2) NAPA Gold - Severe Driving - OE Recommended intervals 3) NAPA Platinum - Harsh Driving - OE Recommend Intervals

N/A = Non disponible N/R = Non nécessaire N/S = Non réparable Voir le tableau des filtres et d'habitacle aux pages 5-12 Voir pages 13-16 pour des notes

1) NAPA ProSelect et Argent - Conduite normale - Intervalles normaux de remplacement 2) NAPA Or - Conduite difficile - Intervalles recommandés par FEO 3) NAPA Platine - Conduite très difficile - Intervalles recommandés par FEO

N/A = No disponible N/R = No requerido N/S = No Servicable Para el aire de la cabina y tabla de localización de filtro, consulte las páginas 5-12 Ver las páginas 13-16 para las notas al pie de página

1) NAPA ProSelect y Plata - Manejo normal - Intervalles normales de cambio 2) NAPA Oro - Manejo difícil - Intervalles recomendados por el OEM 3) NAPA Platino - Manejo muy difícil - Intervalles recomendados por el OEM

Italicized Part Numbers May Not Be Available.

Las piezas con números en *italicas* pueden no estar disponibles.Les numéros de pièce en *italiques* peuvent ne pas être disponibles.



VOLVO 2007-2006

Pass Car Light Truck - Oil - Air - Cabin

Year/Año/Année Model/Modelo/Modele Engine/Motor/Moteur	Eng. Code Código de motor Code moteur	VIN NIV NIV	GOLD Oil Aceite Huile	ProSelect Oil Aceite Huile	Platinum Oil Aceite Huile	GOLD Air Aire Air	ProSelect Air Aire Air	GOLD Cabin Air Cabina Aire Cabine Air	ProSelect Cabin Air Cabina Aire Cabine Air	Platinum Cabin Air Cabina Aire Cabine Air	Loc. Cabin Air Cabina Aire Cabine Air
--	---	-------------------	--------------------------------	-------------------------------------	------------------------------------	----------------------------	---------------------------------	--	---	--	--

## VOLVO (Cont'd/Suite)

**2007** (Cont'd/Suite)

## V70 R

L5 2.5L 2521cc Turbo	B5254T4		7021	27021 <sup>70</sup>	47021	2829	N/A	4818 <sup>79</sup>	224818 <sup>79</sup>	N/A <sup>79</sup>	7
----------------------	---------	--	------	---------------------	-------	------	-----	--------------------	----------------------	-------------------	---

## XC70

L5 2.5L 2521cc Turbo	B5254T2		7021	27021 <sup>70</sup>	47021	2412	22412	4818 <sup>79</sup>	224818 <sup>79</sup>	N/A <sup>79</sup>	7
L5 2.5L 2521cc Turbo (Mex.)			7021	27021	47021	2412	22412	N/A	N/A	N/A	7

## XC90

L6 3.2L 3192cc	B6324S	98	7806	27806	N/A	9293	29293	4818 <sup>79</sup>	224818 <sup>79</sup>	N/A <sup>79</sup>	7
V8 4.4L 4414cc 269 CID	B8444S		7021	27021 <sup>70</sup>	47021	9242	N/A	4818 <sup>79</sup>	224818 <sup>79</sup>	N/A <sup>79</sup>	7

**2006**

## C70 T5

L5 2.5L 2521cc Turbo	B5254T3		7186	27186	47186	6938	26938	4688	224688	N/A	3
----------------------	---------	--	------	-------	-------	------	-------	------	--------	-----	---

## S40

L5 2.4L 2435cc	B5244S4		7186	27186	47186	6938	26938	4688 <sup>79</sup> 9354 <sup>79</sup>	224688 <sup>79</sup> 229354 <sup>79</sup>	N/A <sup>79</sup> N/A <sup>79</sup>	3 3
	B5244S7		7186	27186	47186	6938	26938	4688 9354	224688 229354	N/A N/A	3 3

## S40 T5

L5 2.5L 2521cc Turbo	B5254T3		7186	27186	47186	6938	26938	4688 <sup>79</sup> 9354 <sup>78</sup>	224688 <sup>79</sup> 229354 <sup>78</sup>	N/A <sup>79</sup> N/A <sup>78</sup>	3 3
----------------------	---------	--	------	-------	-------	------	-------	--	--	--	--------

## S60

L5 2.5L 2521cc Turbo	B5254T2		7021	27021 <sup>70</sup>	47021	2412	22412	4818	224818	N/A	7
----------------------	---------	--	------	---------------------	-------	------	-------	------	--------	-----	---

## S60 R

L5 2.5L 2521cc Turbo	B5254T4		7021	27021 <sup>70</sup>	47021	2829	N/A	4818	224818	N/A	7
----------------------	---------	--	------	---------------------	-------	------	-----	------	--------	-----	---

## S60 T5

L5 2.4L 2435cc Turbo	B5244T5		7021	27021 <sup>70</sup>	47021	2412 Panel 2829 Round	22412 Panel N/A Round	4818	224818	N/A	7
----------------------	---------	--	------	---------------------	-------	--------------------------------	--------------------------------	------	--------	-----	---

## S80

L5 2.5L 2521cc Turbo	B5254T2		7021	27021 <sup>70</sup>	47021	2749 <sup>3</sup> 2412 <sup>399</sup>	N/A <sup>3</sup> 22412 <sup>399</sup>	4818	224818	N/A	7
----------------------	---------	--	------	---------------------	-------	--	--	------	--------	-----	---

## S80 T6

L6 2.9L 2917cc Turbo (Mex.)	B6294T	91	7021	27021	47021	2749	N/A	4818	224818	N/A	7
-----------------------------	--------	----	------	-------	-------	------	-----	------	--------	-----	---

## V50

L5 2.4L 2435cc	B5244S4		7186	27186	47186	6938	26938	4688 <sup>79</sup> 9354 <sup>78</sup>	224688 <sup>79</sup> 229354 <sup>78</sup>	N/A <sup>79</sup> N/A <sup>78</sup>	3 3
	B5244S7		7186	27186	47186	6938	26938	4688 9354	224688 229354	N/A N/A	3 3

## V50 T5

L5 2.5L 2521cc Turbo	B5254T3		7186	27186	47186	6938	26938	4688 <sup>79</sup> 9354 <sup>78</sup>	224688 <sup>79</sup> 229354 <sup>78</sup>	N/A <sup>79</sup> N/A <sup>78</sup>	3 3
----------------------	---------	--	------	-------	-------	------	-------	--	--	--	--------

## V70

L5 2.4L 2435cc	B5244S		7021	27021 <sup>70</sup>	47021	2412	22412	4818	224818	N/A	7
	B5244S6		7021	27021 <sup>70</sup>	47021	2412	22412	4818	224818	N/A	7
L5 2.5L 2521cc Turbo	B5254T2		7021	27021 <sup>70</sup>	47021	2412	22412	4818	224818	N/A	7

## V70 R

L5 2.5L 2521cc Turbo	B5254T4		7021	27021 <sup>70</sup>	47021	2829	N/A	4818	224818	N/A	7
----------------------	---------	--	------	---------------------	-------	------	-----	------	--------	-----	---

## XC70

L5 2.5L 2521cc Turbo	B5254T2		7021	27021 <sup>70</sup>	47021	2412	22412	4818	224818	N/A	7
L5 2.5L 2521cc Turbo (Mex.)			7021	27021	47021	2412	22412	N/A	N/A	N/A	7

## XC90

L5 2.5L 2521cc Turbo	B5254T2		7021	27021 <sup>70</sup>	47021	2823	N/A	4818	224818	N/A	7
----------------------	---------	--	------	---------------------	-------	------	-----	------	--------	-----	---

N/A = Not Available N/R = Not Required N/S = Not Servicable For cabin air locator chart, see pages 5-12 See pages 13-16 for footnotes

1) ProSelect - Normal Driving - Traditional Change Intervals 2) NAPA Gold - Severe Driving - OE Recommended intervals 3) NAPA Platinum - Harsh Driving - OE Recommend Intervals

N/A = Non disponible N/R = Non nécessaire N/S = Non réparable Voir le tableau des filtres et d'habitacle aux pages 5-12 Voir pages 13-16 pour des notes

1) NAPA ProSelect et Argent - Conduite normale - Intervalles normaux de remplacement 2) NAPA Or - Conduite difficile - Intervalles recommandés par FEO 3) NAPA Platine - Conduite très difficile - Intervalles recommandés par FEO

N/A = No disponible N/R = No requerido N/S = No Servicable Para el aire de la cabina y tabla de localización de filtro, consulte las páginas 5-12 Ver las páginas 13-16 para las notas al pie de página

1) NAPA ProSelect y Plata - Manejo normal - Intervalles normales de cambio 2) NAPA Oro - Manejo difícil - Intervalles recomendados por el OEM 3) NAPA Platino - Manejo muy difícil - Intervalles recomendados por el OEM

Italicized Part Numbers May Not Be Available.

Las piezas con números en *italicas* pueden no estar disponibles.  
Les numéros de pièce en *italiques* peuvent ne pas être disponibles.



## Pass Car Light Truck - Oil - Air - Cabin

VOLVO 2006-2005

Year/Año/Année Model/Modelo/Modèle Engine/Motor/Moteur	Eng. Code Código de motor Code moteur	VIN NIV NIV	GOLD Oil Aceite Huile	ProSelect Oil Aceite Huile	Platinum Oil Aceite Huile	GOLD Air Aire Air	ProSelect Air Aire Air	GOLD Cabin Air Cabina Aire Cabine Air	ProSelect Cabin Air Cabina Aire Cabine Air	Platinum Cabin Air Cabina Aire Cabine Air	Loc. Cabin Air Cabina Aire Cabine Air
--	---	-------------------	--------------------------------	-------------------------------------	------------------------------------	----------------------------	---------------------------------	--	---	--	--

## VOLVO (Cont'd/Suite)

## 2006 (Cont'd/Suite)

## XC90 (Cont'd/Suite)

L6 2.9L 2917cc Turbo	B6294T	91	7021	27021	47021	2823	N/A	4818	224818	N/A	7
V8 4.4L 4414cc 269 CID	B8444S		7021	27021 <sup>70</sup>	47021	9242	N/A	4818	224818	N/A	7

## 2005

## S40

L5 2.4L 2435cc	B5244S4		7186	27186	47186	6938	26938	4688 9354	224688 229354	N/A N/A	3 3
	B5244S7		7186	27186	47186	6938	26938	4688 <sup>79</sup> 9354 <sup>79</sup>	224688 <sup>79</sup> 229354 <sup>79</sup>	N/A <sup>79</sup> N/A <sup>79</sup>	3 3

## S40 T5

L5 2.5L 2521cc Turbo	B5254T3		7186	27186	47186	6938	26938	4688 <sup>79</sup> 9354 <sup>78</sup>	224688 <sup>79</sup> 229354 <sup>78</sup>	N/A <sup>79</sup> N/A <sup>78</sup>	3 3
----------------------	---------	--	------	-------	-------	------	-------	--	--	--	--------

## S60

L5 2.3L 2319CC (Mex.)			N/S	N/S	N/A	N/S	N/S	4818	224818	N/A	
L5 2.4L 2435cc	B5244S		7021	27021 <sup>70</sup>	47021	2412	22412	4818	224818	N/A	7
	B5244S6	64	7021	27021 <sup>70</sup>	47021	2412	22412	4818	224818	N/A	7
L5 2.5L 2521cc Turbo	B5254T2		7021	27021 <sup>70</sup>	47021	2412	22412	4818	224818	N/A	7

## S60 R

L5 2.5L 2521cc Turbo	B5254T4		7021	27021 <sup>70</sup>	47021	2829	N/A	4818	224818	N/A	7
----------------------	---------	--	------	---------------------	-------	------	-----	------	--------	-----	---

## S60 T5

L5 2.4L 2435cc Turbo	B5244T5		7021	27021 <sup>70</sup>	47021	2412 Panel 2829 Round	22412 Panel N/A Round	4818	224818	N/A	7
----------------------	---------	--	------	---------------------	-------	--------------------------------	--------------------------------	------	--------	-----	---

## S80

L5 2.5L 2521cc Turbo	B5254T2		7021	27021 <sup>70</sup>	47021	2749 <sup>3</sup> 2412 <sup>399</sup>	N/A <sup>3</sup> 22412 <sup>399</sup>	4818	224818	N/A	7
L6 2.9L 2917cc Turbo	B6294T	91	7021	27021 <sup>70</sup>	47021	2749	N/A	4818	224818	N/A	7

## V50

L5 2.4L 2435cc	B5244S4		7186	27186	47186	6938	26938	4688 9354	224688 229354	N/A N/A	3 3
	B5244S7		7186	27186	47186	6938	26938	4688 <sup>79</sup> 9354 <sup>79</sup>	224688 <sup>79</sup> 229354 <sup>79</sup>	N/A <sup>79</sup> N/A <sup>79</sup>	3 3

## V50 T5

L5 2.5L 2521cc Turbo	B5254T3		7186	27186	47186	6938	26938	4688 <sup>79</sup> 9354 <sup>78</sup>	224688 <sup>79</sup> 229354 <sup>78</sup>	N/A <sup>79</sup> N/A <sup>78</sup>	3 3
----------------------	---------	--	------	-------	-------	------	-------	--	--	--	--------

## V70

L5 2.4L 2435cc	B5244S		7021	27021 <sup>70</sup>	47021	2412	22412	4818	224818	N/A	7
	B5244S6	64	7021	27021 <sup>70</sup>	47021	2412	22412	4818	224818	N/A	7
L5 2.5L 2521cc Turbo	B5254T2		7021	27021 <sup>70</sup>	47021	2412	22412	4818	224818	N/A	7

## V70 R

L5 2.5L 2521cc Turbo	B5254T4		7021	27021 <sup>70</sup>	47021	2829	N/A	4818	224818	N/A	7
----------------------	---------	--	------	---------------------	-------	------	-----	------	--------	-----	---

## V70 T5

L5 2.4L 2435cc Turbo	B5244T5		7021	27021 <sup>70</sup>	47021	2412 Panel 2829 Round	22412 Panel N/A Round	4818	224818	N/A	7
----------------------	---------	--	------	---------------------	-------	--------------------------------	--------------------------------	------	--------	-----	---

## XC70

L5 2.5L 2521cc Turbo	B5254T2		7021	27021 <sup>70</sup>	47021	2412	22412	4818	224818	N/A	7
L5 2.5L 2521cc Turbo (Mex.)			7021	27021	47021	2412	22412	N/A	N/A	N/A	7

## XC90

L5 2.5L 2521cc Turbo	B5254T2		7021	27021 <sup>70</sup>	47021	2823	N/A	4818	224818	N/A	7
L6 2.9L 2917cc Turbo	B6294T	91	7021	27021 <sup>70</sup>	47021	2823	N/A	4818	224818	N/A	7

N/A = Not Available N/R = Not Required N/S = Not Servicable For cabin air locator chart, see pages 5-12 See pages 13-16 for footnotes

1) ProSelect - Normal Driving - Traditional Change Intervals 2) NAPA Gold - Severe Driving - OE Recommended intervals 3) NAPA Platinum - Harsh Driving - OE Recommend Intervals

N/A = Non disponible N/R = Non nécessaire N/S = Non réparable Voir le tableau des filtres et d'habitacle aux pages 5-12 Voir pages 13-16 pour des notes

1) NAPA ProSelect et Argent - Conduite normale - Intervalles normaux de remplacement 2) NAPA Or - Conduite difficile - Intervalles recommandés par FEO 3) NAPA Platine - Conduite très difficile - Intervalles recommandés par FEO

N/A = No disponible N/R = No requerido N/S = No Servicable Para el aire de la cabina y tabla de localización de filtro, consulte las páginas 5-12 Ver las páginas 13-16 para las notas al pie de página

1) NAPA ProSelect y Plata - Manejo normal - Intervalles normales de cambio 2) NAPA Oro - Manejo difícil - Intervalles recomendados por el OEM 3) NAPA Platino - Manejo muy difícil - Intervalles recomendados por el OEM

Italicized Part Numbers May Not Be Available.

Las piezas con números en *italicas* pueden no estar disponibles.Les numéros de pièce en *italiques* peuvent ne pas être disponibles.



VOLVO 2005-2003

Pass Car Light Truck - Oil - Air - Cabin

Year/Año/Année Model/Modelo/Modèle Engine/Motor/Moteur	Eng. Code Código de motor Code moteur	VIN NIV NIV	GOLD Oil Aceite Huile	ProSelect Oil Aceite Huile	Platinum Oil Aceite Huile	GOLD Air Aire Air	ProSelect Air Aire Air	GOLD Cabin Air Cabina Aire Cabine Air	ProSelect Cabin Air Cabina Aire Cabine Air	Platinum Cabin Air Cabina Aire Cabine Air	Loc. Cabin Air Cabina Aire Cabine Air
--	---	-------------------	--------------------------------	-------------------------------------	------------------------------------	----------------------------	---------------------------------	--	---	--	--

## VOLVO (Cont'd/Suite)

## 2005 (Cont'd/Suite)

## XC90 (Cont'd/Suite)

V8 4.4L 4414cc 269 CID	B8444S		7021	27021 <sup>70</sup>	47021	9242	N/A	4818	224818	N/A	7
------------------------	--------	--	------	---------------------	-------	------	-----	------	--------	-----	---

## 2004

## C70

L5 2.3L 2319cc Turbo	B5234T9	62	7021	27021 <sup>70</sup>	47021	2177	22177	4818	224818	N/A	7
L5 2.4L 2435cc Turbo	B5244T7	63	7021	27021 <sup>70</sup>	47021	2177	22177	4818	224818	N/A	7

## S40

L4 1.9L 1948cc Turbo	B4204T4		7021	27021 <sup>70</sup>	47021	2897	N/A	N/A	N/A	N/A	
L5 2.4L 2435cc	B5244S4		7186	27186	47186	6938	26938	4688 <sup>79</sup> 9354 <sup>78</sup>	224688 <sup>79</sup> 229354 <sup>78</sup>	N/A <sup>79</sup> N/A <sup>78</sup>	3 3

## S40 T5

L5 2.5L 2521cc Turbo	B5254T3	68	7186	27186	47186	6938	26938	4688 <sup>79</sup> 9354 <sup>78</sup>	224688 <sup>79</sup> 229354 <sup>78</sup>	N/A <sup>79</sup> N/A <sup>78</sup>	3 3
----------------------	---------	----	------	-------	-------	------	-------	--	--	--	--------

## S60

L5 2.0L 1984 (Mex.)			N/S	N/S	N/A	N/S	N/S	4818	224818	N/A	
L5 2.3L 2319cc Turbo	B5234T3		7021	27021 <sup>70</sup>	47021	2412	22412	4818	224818	N/A	7
L5 2.4L 2435cc	B5244S		7021	27021 <sup>70</sup>	47021	2412	22412	4818	224818	N/A	7
L5 2.5L 2521cc Turbo	B5254T2		7021	27021 <sup>70</sup>	47021	2412	22412	4818	224818	N/A	7

## S60 R

L5 2.5L 2521cc Turbo	B5254T4		7021	27021 <sup>70</sup>	47021	2829	N/A	4818	224818	N/A	7
----------------------	---------	--	------	---------------------	-------	------	-----	------	--------	-----	---

## S80

L5 2.5L 2521cc Turbo	B5254T2		7021	27021 <sup>70</sup>	47021	2749 <sup>3</sup> 2412 <sup>399</sup>	N/A <sup>3</sup> 22412 <sup>399</sup>	4818	224818	N/A	7
L6 2.9L 2917cc	B6294S2	92	7021	27021 <sup>70</sup>	47021	2749	N/A	4818	224818	N/A	7

## S80 T6

L6 2.9L 2917cc Turbo	B6294T	91	7021	27021 <sup>70</sup>	47021	2749	N/A	4818	224818	N/A	7
----------------------	--------	----	------	---------------------	-------	------	-----	------	--------	-----	---

## V40

L4 1.9L 1948cc Turbo	B4204T4		7021	27021 <sup>70</sup>	47021	2897	N/A	N/A	N/A	N/A	
----------------------	---------	--	------	---------------------	-------	------	-----	-----	-----	-----	--

## V70

L5 2.3L 2319cc Turbo	B5234T3		7021	27021 <sup>70</sup>	47021	2412	22412	4818	224818	N/A	7
L5 2.4L 2435cc	B5244S		7021	27021 <sup>70</sup>	47021	2412	22412	4818	224818	N/A	7
L5 2.5L 2521cc Turbo	B5254T2		7021	27021 <sup>70</sup>	47021	2412	22412	4818	224818	N/A	7

## V70 R

L5 2.5L 2521cc Turbo	B5254T4		7021	27021 <sup>70</sup>	47021	2829	N/A	4818	224818	N/A	7
----------------------	---------	--	------	---------------------	-------	------	-----	------	--------	-----	---

## XC70

L5 2.5L 2521cc Turbo			7021	27021	47021	2412	22412	N/A	N/A	N/A	
	B5254T2		7021	27021 <sup>70</sup>	47021	2412	22412	4818	224818	N/A	7
L5 2.5L 2521cc Turbo (Mex.)			7021	27021	47021	2412	22412	N/A	N/A	N/A	

## XC90

L5 2.5L 2521cc Turbo	B5254T2		7021	27021 <sup>70</sup>	47021	2823	N/A	4818	224818	N/A	7
L6 2.9L 2917cc Turbo	B6294T		7021	27021 <sup>70</sup>	47021	2823	N/A	4818	224818	N/A	7

## 2003

## C70

L5 2.3L 2319cc Turbo	B5234T9	62	7021	27021 <sup>70</sup>	47021	2177	22177	4818	224818	N/A	7
L5 2.4L 2435cc Turbo	B5244T7	63	7021	27021 <sup>70</sup>	47021	2177	22177	4818	224818	N/A	7

## S40

L4 1.9L 1855cc Turbo (Mex.)			7021	27021	47021			N/A	N/A	N/A	
L4 1.9L 1948cc Turbo	B4204T3		7021	27021 <sup>70</sup>	47021	2897	N/A	N/A	N/A	N/A	
	B4204T4		7021	27021 <sup>70</sup>	47021	2897	N/A	N/A	N/A	N/A	

N/A = Not Available N/R = Not Required N/S = Not Servicable For cabin air locator chart, see pages 5-12 See pages 13-16 for footnotes

1) ProSelect - Normal Driving - Traditional Change Intervals 2) NAPA Gold - Severe Driving - OE Recommended intervals 3) NAPA Platinum - Harsh Driving - OE Recommend Intervals

N/A = Non disponible N/R = Non nécessaire N/S = Non réparable Voir le tableau des filtres et d'habitacle aux pages 5-12 Voir pages 13-16 pour des notes

1) NAPA ProSelect et Argent - Conduite normale - Intervalles normaux de remplacement 2) NAPA Or - Conduite difficile - Intervalles recommandés par FEO 3) NAPA Platine - Conduite très difficile - Intervalles recommandés par FEO

N/A = No disponible N/R = No requerido N/S = No Servicable Para el aire de la cabina y tabla de localización de filtro, consulte las páginas 5-12 Ver las páginas 13-16 para las notas al pie de página

1) NAPA ProSelect y Plata - Manejo normal - Intervalos normales de cambio 2) NAPA Oro - Manejo difícil - Intervalos recomendados por el OEM 3) NAPA Platino - Manejo muy difícil - Intervalos recomendados por el OEM

Italicized Part Numbers May Not Be Available.

Las piezas con números en *italicas* pueden no estar disponibles.  
Les numéros de pièce en *italiques* peuvent ne pas être disponibles.



## Pass Car Light Truck - Oil - Air - Cabin

VOLVO 2003-2002

Year/Año/Année Model/Modelo/Modèle Engine/Motor/Moteur	Eng. Code Código de motor Code moteur	VIN NIV NIV	GOLD Oil Aceite Huile	ProSelect Oil Aceite Huile	Platinum Oil Aceite Huile	GOLD Air Aire Air	ProSelect Air Aire Air	GOLD Cabin Air Cabina Aire Cabine Air	ProSelect Cabin Air Cabina Aire Cabine Air	Platinum Cabin Air Cabina Aire Cabine Air	Loc. Cabin Air Cabina Aire Cabine Air
--	---	-------------------	--------------------------------	-------------------------------------	------------------------------------	----------------------------	---------------------------------	--	---	--	--

## VOLVO (Cont'd/Suite)

## 2003 (Cont'd/Suite)

## S60

L5 2.0L 1984 (Mex.)			7021	27021	47021	2412	22412	N/A	N/A	N/A	
L5 2.3L 2319cc Turbo	B5234T3		7021	27021 <sup>70</sup>	47021	2412	22412	4818	224818	N/A	7
L5 2.4L 2435cc	B5244S		7021	27021 <sup>70</sup>	47021	2412	22412	4818	224818	N/A	7
	B5244S6		7021	27021	47021	2412	22412	4818	224818	N/A	7
L5 2.4L 2435cc Turbo	B5244T3		7021	27021 <sup>70</sup>	47021	2412	22412	4818	224818	N/A	7
L5 2.5L 2521cc Turbo	B5254T2		7021	27021 <sup>70</sup>	47021	2412	22412	4818	224818	N/A	7

## S80

L6 2.9L 2917cc	B6294S		7021	27021 <sup>70</sup>	47021	2749	N/A	4818	224818	N/A	7
L6 2.9L 2917cc Turbo	B6294T	91	7021	27021 <sup>70</sup>	47021	2749	N/A	4818	224818	N/A	7

## S80 T6

L6 2.8L 2783cc Turbo (Mex.)			7021	27021	47021	2749	N/A	4818	224818	N/A	7
-----------------------------	--	--	------	-------	-------	------	-----	------	--------	-----	---

## V40

L4 1.9L 1948cc Turbo	B4204T3		7021	27021 <sup>70</sup>	47021	2897	N/A	N/A	N/A	N/A	
	B4204T4		7021	27021 <sup>70</sup>	47021	2897	N/A	N/A	N/A	N/A	

## V70

L5 2.3L 2319cc Turbo	B5234T3		7021	27021 <sup>70</sup>	47021	2412	22412	4818	224818	N/A	7
L5 2.4L 2435cc	B5244S		7021	27021 <sup>70</sup>	47021	2412	22412	4818	224818	N/A	7
	B5244S6		7021	27021 <sup>70</sup>	47021	2412	22412	4818	224818	N/A	7
L5 2.4L 2435cc Turbo	B5244T3		7021	27021 <sup>70</sup>	47021	2412	22412	4818	224818	N/A	7
L5 2.5L 2521cc Turbo	B5254T2		7021	27021 <sup>70</sup>	47021	2412	22412	4818	224818	N/A	7

## XC70 CROSS COUNTRY

L5 2.5L 2521cc Turbo	B5254T2		7021	27021 <sup>70</sup>	47021	2412	22412	4818	224818	N/A	7
----------------------	---------	--	------	---------------------	-------	------	-------	------	--------	-----	---

## XC90

L5 2.5L 2521cc Turbo	B5254T2		7021	27021 <sup>70</sup>	47021	2823	N/A	4818	224818	N/A	7
L6 2.9L 2917cc Turbo	B6294T		7021	27021 <sup>70</sup>	47021	2823	N/A	4818	224818	N/A	7

## 2002

## C70

L5 2.3L 2319cc Turbo	B5234T3		7021	27021 <sup>70</sup>	47021	2177	22177	4821	224821	N/A	1
L5 2.4L 2435cc Turbo	B5244T		7021	27021 <sup>70</sup>	47021	2177	22177	4821	224821	N/A	1

## S40

L4 1.9L 1855cc Turbo (Mex.)			7021	27021	47021			N/A	N/A	N/A	
L4 1.9L 1948cc Turbo	B4204T3		7021	27021 <sup>70</sup>	47021	2897	N/A	N/A	N/A	N/A	

## S60

L5 2.0L 1984 (Mex.)			7021	27021	47021	2412	22412	N/A	N/A	N/A	
L5 2.3L 2319cc Turbo	B5234T3		7021	27021 <sup>70</sup>	47021	2412	22412	4818	224818	N/A	7
L5 2.4L 2435cc	B5244S		7021	27021 <sup>70</sup>	47021	2412	22412	4818	224818	N/A	7
L5 2.4L 2435cc Turbo	B5244T3		7021	27021 <sup>70</sup>	47021	2412	22412	4818	224818	N/A	7

## S80

L6 2.8L 2783cc Turbo			7021	27021	47021	2749	N/A	4818	224818	N/A	7
L6 2.9L 2917cc	B6294S		7021	27021 <sup>70</sup>	47021	2749	N/A	4818	224818	N/A	7
L6 2.9L 2917cc Turbo	B6294T	91	7021	27021 <sup>70</sup>	47021	2749	N/A	4818	224818	N/A	7

## V40

L4 1.9L 1855cc Turbo (Mex.)			7021	27021	47021			N/A	N/A	N/A	
L4 1.9L 1948cc Turbo	B4204T3		7021	27021 <sup>70</sup>	47021	2897	N/A	N/A	N/A	N/A	

## V70

L5 2.3L 2319cc Turbo	B5234T3		7021	27021 <sup>70</sup>	47021	2412	22412	4818	224818	N/A	7
L5 2.4L 2435cc	B5244S		7021	27021 <sup>70</sup>	47021	2412	22412	4818	224818	N/A	7

## V70 CROSS COUNTRY

L5 2.4L 2435cc Turbo	B5244T3		7021	27021 <sup>70</sup>	47021	2412	22412	4818	224818	N/A	7
----------------------	---------	--	------	---------------------	-------	------	-------	------	--------	-----	---

N/A = Not Available N/R = Not Required N/S = Not Servicable For cabin air locator chart, see pages 5-12 See pages 13-16 for footnotes

1) ProSelect - Normal Driving - Traditional Change Intervals 2) NAPA Gold - Severe Driving - OE Recommended intervals 3) NAPA Platinum - Harsh Driving - OE Recommend Intervals

N/A = Non disponible N/R = Non nécessaire N/S = Non réparable Voir le tableau des filtres et d'habitacle aux pages 5-12 Voir pages 13-16 pour des notes

1) NAPA ProSelect et Argent - Conduite normale - Intervalles normaux de remplacement 2) NAPA Or - Conduite difficile - Intervalles recommandés par FEO 3) NAPA Platine - Conduite très difficile - Intervalles recommandés par FEO

N/A = No disponible N/R = No requerido N/S = No Servicable Para el aire de la cabina y tabla de localización de filtro, consulte las páginas 5-12 Ver las páginas 13-16 para las notas al pie de página

1) NAPA ProSelect y Plata - Manejo normal - Intervalles normales de cambio 2) NAPA Oro - Manejo difícil - Intervalles recomendados por el OEM 3) NAPA Platino - Manejo muy difícil - Intervalles recomendados por el OEM

Italicized Part Numbers May Not Be Available.

Las piezas con números en *italicas* pueden no estar disponibles.Les numéros de pièce en *italiques* peuvent ne pas être disponibles.

Pass Car Light Truck Oil - Air - Cabin





Year/Año/Année Model/Modelo/Modèle Engine/Motor/Moteur	Eng. Code Código de motor Code moteur	VIN NIV NIV	GOLD Oil Aceite Huile	ProSelect Oil Aceite Huile	Platinum Oil Aceite Huile	GOLD Air Aire Air	ProSelect Air Aire Air	GOLD Cabin Air Cabina Aire Cabine Air	ProSelect Cabin Air Cabina Aire Cabine Air	Platinum Cabin Air Cabina Aire Cabine Air	Loc. Cabin Air Cabina Aire Cabine Air
--	---	-------------------	--------------------------------	-------------------------------------	------------------------------------	----------------------------	---------------------------------	--	---	--	--

**VOLVO (Cont'd/Suite)**

**2001**

**C70**

L5 2.3L 2319cc Turbo	B5234T3		7021	27021 <sup>70</sup>	47021	2177	22177	4821	224821	N/A	1
L5 2.4L 2435cc Turbo	B5244T		7021	27021 <sup>70</sup>	47021	2177	22177	4821	224821	N/A	1

**S40**

L4 1.9L 1855cc Turbo (Mex.)			7021	27021	47021			N/A	N/A	N/A	
L4 1.9L 1948cc Turbo	B4204T3		7021	27021 <sup>70</sup>	47021	2897	N/A	N/A	N/A	N/A	

**S60**

L5 2.0L 1984 (Mex.)			7021	27021	47021	2412	22412	N/A	N/A	N/A	
L5 2.3L 2319cc Turbo	B5234T3	53	7021	27021 <sup>70</sup>	47021	2412	22412	4818	224818	N/A	7
L5 2.4L 2435cc	B5244S		7021	27021 <sup>70</sup>	47021	2412	22412	4818	224818	N/A	7
L5 2.4L 2435cc Turbo	B5244T3		7021	27021 <sup>70</sup>	47021	2412	22412	4818	224818	N/A	7

**S80**

L6 2.8L 2798cc Turbo	B6284T		7021	27021 <sup>70</sup>	47021	2749	N/A	4818	224818	N/A	7
L6 2.9L 2917cc	B6294S		7021	27021 <sup>70</sup>	47021	2749	N/A	4818	224818	N/A	7

**V40**

L4 1.9L 1855cc Turbo (Mex.)			7021	27021	47021			N/A	N/A	N/A	
L4 1.9L 1948cc Turbo	B4204T3		7021	27021 <sup>70</sup>	47021	2897	N/A	N/A	N/A	N/A	

**V70**

L5 2.3L 2319cc Turbo	B5234T3		7021	27021 <sup>70</sup>	47021	2412	22412	4818	224818	N/A	1
L5 2.4L 2435cc	B5244S		7021	27021 <sup>70</sup>	47021	2412	22412	4818	224818	N/A	1

**V70 CROSS COUNTRY**

L5 2.4L 2435cc Turbo	B5244T3		7021	27021 <sup>70</sup>	47021	2412	22412	4818	224818	N/A	7
----------------------	---------	--	------	---------------------	-------	------	-------	------	--------	-----	---

**VPG**

**2013**

**MV-1**

V8 4.6L 281 CID			1372 <sup>53</sup>	21372 <sup>70</sup>	41372	9883 <sup>155</sup> 9883FR <sup>360</sup>	29883 <sup>155</sup> N/A <sup>360</sup>	N/R	N/R	N/R	
-----------------	--	--	--------------------	---------------------	-------	--	--	-----	-----	-----	--

**2012**

**MV-1**

V8 4.6L 281 CID			1372 <sup>53</sup>	21372 <sup>70</sup>	41372	9883 <sup>155</sup> 9883FR <sup>360</sup>	29883 <sup>155</sup> N/A <sup>360</sup>	N/R	N/R	N/R	
-----------------	--	--	--------------------	---------------------	-------	--	--	-----	-----	-----	--

**2011**

**MV-1**

V8 4.6L 281 CID			1372 <sup>53</sup>	21372 <sup>70</sup>	41372	9883 <sup>155</sup> 9883FR <sup>360</sup>	29883 <sup>155</sup> N/A <sup>360</sup>	N/R	N/R	N/R	
-----------------	--	--	--------------------	---------------------	-------	--	--	-----	-----	-----	--

N/A = Not Available N/R = Not Required N/S = Not Servicable For cabin air locator chart, see pages 5-12 See pages 13-16 for footnotes

1) ProSelect - Normal Driving - Traditional Change Intervals 2) NAPA Gold - Severe Driving - OE Recommended intervals 3) NAPA Platinum - Harsh Driving - OE Recommend Intervals

N/A = Non disponible N/R = Non nécessaire N/S = Non réparable Voir le tableau des filtres et d'habitacle aux pages 5-12 Voir pages 13-16 pour des notes

1) NAPA ProSelect et Argent - Conduite normale - Intervalles normaux de remplacement 2) NAPA Or - Conduite difficile - Intervalles recommandés par FEO 3) NAPA Platine - Conduite très difficile - Intervalles recommandés par FEO

N/A = No disponible N/R = No requerido N/S = No Servicable Para el aire de la cabina y tabla de localización de filtro, consulte las páginas 5-12 Ver las páginas 13-16 para las notas al pie de página

1) NAPA ProSelect y Plata - Manejo normal - Intervalos normales de cambio 2) NAPA Oro - Manejo difícil - Intervalos recomendados por el OEM 3) NAPA Platino - Manejo muy difícil - Intervalos recomendados por el OEM

*Italicized Part Numbers May Not Be Available.*

Las piezas con números en *italicas* pueden no estar disponibles.  
Les numéros de pièce en *italiques* peuvent ne pas être disponibles.



Pass Car Light Truck Fuel Filter Section

ACURA 2023-2017

Year/Año/Année Model/Modelo/Modèle Engine/Motor/Moteur	Eng. Code Código de motor Code moteur	VIN NIV NIV	GOLD Fuel Combustible Carburant	ProSelect Fuel Combustible Carburant	Year/Año/Année Model/Modelo/Modèle Engine/Motor/Moteur	Eng. Code Código de motor Code moteur	VIN NIV NIV	GOLD Fuel Combustible Carburant	ProSelect Fuel Combustible Carburant
<b>ACURA</b>					<b>ACURA (Cont'd/Suite)</b>				
<b>2023</b>					<b>2020 (Cont'd/Suite)</b>				
<b>INTEGRA</b>					<b>RLX HYBRID</b>				
L4 1.5L 1500CC 92CID Turbo	L15CA		N/S	N/S	V6 3.5L 3471cc Electric/Gas	J35Y4		N/A	N/A
<b>MDX</b>					<b>TLX</b>				
V6 3.5L 3500CC 214CID			N/A	N/A	L4 2.4L 2356cc	K24W7		N/A	N/A
<b>MDX Type S</b>					V6 3.5L 3471cc				
V6 3.0L 3000CC 183CID Turbo			N/S	N/S		J35Y6		N/A	N/A
<b>RDX</b>					<b>2019</b>				
L4 2.0L 2000CC 122CID Turbo					<b>ILX</b>				
			N/S	N/S	L4 2.4L 2356cc				
<b>TLX</b>					K24V7				
L4 2.0L 2000CC 122CID Turbo									
			N/S	N/S	<b>MDX</b>				
<b>TLX Type S</b>					V6 3.5L 3471cc				
V6 3.0L 3000CC 183CID Turbo			N/S	N/S		J35Y5		N/S	N/S
<b>2022</b>					<b>MDX Hybrid</b>				
<b>ILX</b>					V6 3.0L 3000CC 183CID				
L4 2.4L 2356cc					Hybrid				
	K24V7		N/A	N/A	N/S				
<b>MDX</b>					<b>NSX</b>				
V6 3.5L 3500CC 214CID					V 6 3.5L 3500cc 214 CID Turbo Electric/Gas				
			N/A	N/A					
<b>MDX Type S</b>					<b>RDX</b>				
V6 3.0L 3000CC 183CID Turbo			N/S	N/S	L4 2.0L 2000CC 122CID Turbo				
<b>NSX</b>					<b>RLX</b>				
V 6 3.5L 3500cc 214 CID Turbo Electric/Gas					V6 3.5L 3471cc				
			N/S	N/S		JNB1		N/S	N/S
<b>RDX</b>					V6 3.5L 3471cc Electric/Gas				
L4 2.0L 2000CC 122CID Turbo					J35Y4				
			N/S	N/S	N/S				
<b>TLX</b>					<b>TLX</b>				
L4 2.0L 2000CC 122CID Turbo					L4 2.4L 2356cc				
			N/S	N/S		K24W7		N/S	N/S
<b>TLX Type S</b>					V6 3.5L 3471cc				
V6 3.0L 3000CC 183CID Turbo			N/S	N/S		J35Y6		N/S	N/S
<b>2021</b>					<b>2018</b>				
<b>ILX</b>					<b>ILX</b>				
L4 2.4L 2356cc					L4 2.4L 2356cc				
	K24V7		N/A	N/A		K24V7		N/S	N/S
<b>MDX</b>					L4 2.4L 2356cc (Mex.)				
V6 3.5L 3471cc					K24V7				
	J35Y5		N/A	N/A	N/S				
<b>NSX</b>					<b>MDX</b>				
V 6 3.5L 3500cc 214 CID Turbo Electric/Gas					V6 3.5L 3471cc				
			N/S	N/S		J35Y5		N/S	N/S
<b>RDX</b>					V6 3.5L 3471cc (Mex.)				
L4 2.0L 2000CC 122CID Turbo					J35Y5				
			N/S	N/S	N/A				
<b>TLX</b>					<b>MDX Hybrid</b>				
L4 2.0L 2000CC 122CID Turbo					V6 3.0L 3000CC 183CID				
			N/S	N/S	Hybrid				
<b>TLX Type S</b>					<b>NSX</b>				
V6 3.0L 3000CC 183CID Turbo			N/S	N/S	V 6 3.5L 3500cc 214 CID Turbo Electric/Gas				
<b>2020</b>									
<b>ILX</b>					<b>RDX</b>				
L4 2.4L 2356cc					V6 3.5L 3471cc				
	K24V7		N/A	N/A		J35Z2		N/S	N/S
<b>MDX</b>					V6 3.5L 3471cc (Mex.)				
V6 3.5L 3471cc					J35Z2				
	J35Y5		N/A	N/A	N/S				
<b>MDX Hybrid</b>					<b>RLX</b>				
V6 3.0L 3000CC 183CID					V6 3.5L 3471cc				
			N/S	N/S		JNB1		N/S	N/S
<b>NSX</b>					V6 3.5L 3471cc (Mex.)				
V 6 3.5L 3500cc 214 CID Turbo Electric/Gas					J35Y4				
			N/S	N/S	N/S				
<b>RDX</b>					<b>TLX</b>				
L4 2.0L 2000CC 122CID Turbo					L4 2.4L 2356cc				
			N/S	N/S		K24W7		N/S	N/S
<b>RLX</b>					V6 3.5L 3471cc				
V6 3.5L 3500CC 214CID					J35Y6				
			N/S	N/S	N/S				
<b>2017</b>					<b>2017</b>				
<b>ILX</b>					<b>ILX</b>				
L4 2.4L 2356cc					L4 2.0L 1997cc				
	K24V7		N/A	N/A		R20A5		N/S	N/S
<b>MDX</b>					L4 2.4L 2356cc				
V6 3.5L 3471cc					K24V7				
	J35Y5		N/A	N/A	L4 2.4L 2356cc (Mex.)				
<b>MDX Hybrid</b>					K24V7				
V6 3.0L 3000CC 183CID									
			N/S	N/S	<b>MDX</b>				
<b>NSX</b>					V6 3.5L 3471cc				
V 6 3.5L 3500cc 214 CID Turbo Electric/Gas					J35Y5				
			N/S	N/S		J35Y5		N/S	N/S
<b>RDX</b>					V6 3.5L 3471cc (Mex.)				
L4 2.0L 2000CC 122CID Turbo					J35Y5				
			N/S	N/S	N/A				
<b>TLX</b>									
V6 3.5L 3500CC 214CID									
			N/S	N/S					

Pass Car Light Truck Fuel Filters

See pages 13-16 for footnotes.

*Italicized Part Numbers May Not Be Available.*  
 Las piezas con números en *italicas* pueden no estar disponibles.  
 Les numéros de pièce en *italiques* peuvent ne pas être disponibles.



ACURA 2017-2011

Pass Car Light Truck Fuel Filter Section

Year/Año/Année Model/Modelo/Modèle Engine/Motor/Moteur	Eng. Code Código de motor Code moteur	VIN NIV NIV	GOLD Fuel Combustible Carburant	ProSelect Fuel Combustible Carburant	Year/Año/Année Model/Modelo/Modèle Engine/Motor/Moteur	Eng. Code Código de motor Code moteur	VIN NIV NIV	GOLD Fuel Combustible Carburant	ProSelect Fuel Combustible Carburant
<b>ACURA (Cont'd/Suite)</b>					<b>ACURA (Cont'd/Suite)</b>				
<b>2017 (Cont'd/Suite)</b>					<b>2014 (Cont'd/Suite)</b>				
<b>MDX Hybrid</b>					<b>RDX</b>				
V6 3.0L 3000CC 183CID	Hybrid		N/S	N/S	V6 3.5L 3471cc	J35Z2		N/S	N/S
<b>NSX</b>					<b>RLX</b>				
V 6 3.5L 3500cc 214 CID Turbo Electric/Gas			N/S	N/S	V6 3.5L 3471cc	JNB1		N/S	N/S
<b>RDX</b>					<b>TL</b>				
V6 3.5L 3471cc	J35Z2		N/S	N/S	V6 3.5L 3471cc	J35Z6		N/S	N/S
V6 3.5L 3471cc (Mex.)	J35Z2		N/S	N/S	V6 3.7L 3664cc	J37A4		N/S	N/S
<b>RLX</b>					<b>TSX</b>				
V6 3.5L 3471cc	JNB1		N/S	N/S	L4 2.4L 2354cc	K24Z3		N/S	N/S
V6 3.5L 3471cc (Mex.)	JNB1		N/S	N/S	V6 3.5L 3471cc	J35Z6		N/S	N/S
V6 3.5L 3471cc Electric/Gas	J35Y4		N/S	N/S	<b>2013</b>				
<b>TLX</b>					<b>ILX</b>				
L4 2.4L 2356cc	K24W7		N/S	N/S	L4 2.0L 1997cc	R20A5		N/S	N/S
V6 3.5L 3471cc	J35Y6		N/S	N/S	L4 2.4L 2354cc	K24Z7		N/S	N/S
V6 3.5L 3471cc (Mex.)	J35Y6		N/S	N/S	<b>ILX HYBRID</b>				
<b>2016</b>					<b>L4 1.5L 1497cc Electric/Gas</b>				
<b>ILX</b>					LEA2				
L4 2.0L 1997cc	R20A5		N/S	N/S	<b>MDX</b>				
L4 2.4L 2356cc	K24V7		N/S	N/S	V6 3.7L 3664cc				
<b>MDX</b>					J37A1				
V6 3.5L 3471cc	J35Y5		N/S	N/S	<b>RDX</b>				
<b>RDX</b>					V6 3.5L 3471cc				
V6 3.5L 3471cc	J35Z2		N/S	N/S	J35Z2				
<b>RLX</b>					<b>TL</b>				
V6 3.5L 3471cc	JNB1		N/S	N/S	V6 3.5L 3471cc				
V6 3.5L 3471cc Electric/Gas	J35Y4		N/S	N/S	J35Z6				
<b>TLX</b>					<b>TSX</b>				
L4 2.4L 2356cc	K24W7		N/S	N/S	L4 2.4L 2354cc				
V6 3.5L 3471cc	J35Y6		N/S	N/S	V6 3.5L 3471cc				
<b>2015</b>					<b>ZDX</b>				
<b>ILX</b>					V6 3.7L 3664cc				
L4 2.0L 1997cc	R20A5		N/S	N/S	J37A5				
L4 2.4L 2354cc	K24Z7		N/S	N/S	<b>2012</b>				
<b>ILX HYBRID</b>					<b>MDX</b>				
L4 1.5L 1497cc Electric/Gas	LEA2		N/S	N/S	V6 3.7L 3664cc				
<b>MDX</b>					J37A1				
V6 3.5L 3471cc	J35Y5		N/S	N/S	<b>RDX</b>				
<b>RDX</b>					L4 2.3L 2300cc Turbo				
V6 3.5L 3471cc	J35Z2		N/S	N/S	K23A1				
<b>RLX</b>					<b>RL</b>				
V6 3.5L 3471cc	JNB1		N/S	N/S	V6 3.7L 3664cc				
V6 3.5L 3471cc Electric/Gas	J35Y4		N/S	N/S	J37A2				
<b>TLX</b>					<b>TL</b>				
L4 2.4L 2356cc	K24V7		N/S	N/S	V6 3.5L 3471cc				
V6 3.5L 3471cc	J35Y6		N/S	N/S	J35Z6				
<b>2014</b>					<b>TSX</b>				
<b>ILX</b>					L4 2.4L 2354cc				
L4 2.0L 1997cc	R20A5		N/S	N/S	K24Z3				
L4 2.4L 2354cc	K24Z7		N/S	N/S	J35Z6				
<b>ILX HYBRID</b>					<b>ZDX</b>				
L4 1.5L 1497cc Electric/Gas	LEA2		N/S	N/S	V6 3.7L 3664cc				
<b>MDX</b>					J37A5				
V6 3.5L 3471cc	J35Y5		N/S	N/S	<b>2011</b>				
<b>RLX</b>					<b>CSX</b>				
V6 3.5L 3471cc	JNB1		N/S	N/S	L4 2.0L 1998cc 122 CID				
V6 3.5L 3471cc Electric/Gas	J35Y4		N/S	N/S	K20Z2				
<b>TLX</b>					<b>MDX</b>				
L4 2.4L 2356cc	K24V7		N/S	N/S	V6 3.7L 3664cc				
V6 3.5L 3471cc	J35Y6		N/S	N/S	J37A1				
<b>2014</b>					<b>RDX</b>				
<b>ILX</b>					L4 2.3L 2300cc Turbo				
L4 2.0L 1997cc	R20A5		N/S	N/S	K23A1				
L4 2.4L 2354cc	K24Z7		N/S	N/S	<b>RL</b>				
<b>ILX HYBRID</b>					V6 3.7L 3664cc				
L4 1.5L 1497cc Electric/Gas	LEA2		N/S	N/S	J37A2				
<b>MDX</b>					<b>TL</b>				
V6 3.5L 3471cc	J35Y5		N/S	N/S	V6 3.5L 3471cc				
<b>RLX</b>					J35Z6				
V6 3.5L 3471cc	JNB1		N/S	N/S	J37A4				
V6 3.5L 3471cc Electric/Gas	J35Y4		N/S	N/S	<b>TSX</b>				
<b>TLX</b>					L4 2.4L 2354cc				
L4 2.4L 2356cc	K24V7		N/S	N/S	K24Z3				
V6 3.5L 3471cc	J35Y6		N/S	N/S	J35Z6				
<b>2014</b>					<b>ZDX</b>				
<b>ILX</b>					V6 3.7L 3664cc				
L4 2.0L 1997cc	R20A5		N/S	N/S	J37A5				
L4 2.4L 2354cc	K24Z7		N/S	N/S	<b>2011</b>				
<b>ILX HYBRID</b>					<b>CSX</b>				
L4 1.5L 1497cc Electric/Gas	LEA2		N/S	N/S	L4 2.0L 1998cc 122 CID				
<b>MDX</b>					K20Z2				
V6 3.5L 3471cc	J35Y5		N/S	N/S	<b>MDX</b>				
<b>RLX</b>					V6 3.7L 3664cc				
V6 3.5L 3471cc	JNB1		N/S	N/S	J37A1				
V6 3.5L 3471cc Electric/Gas	J35Y4		N/S	N/S	<b>RDX</b>				
<b>TLX</b>					L4 2.3L 2300cc Turbo				
L4 2.4L 2356cc	K24V7		N/S	N/S	K23A1				
V6 3.5L 3471cc	J35Y6		N/S	N/S	<b>RL</b>				
<b>2014</b>					V6 3.7L 3664cc				
<b>ILX</b>					J37A2				
L4 2.0L 1997cc	R20A5		N/S	N/S	<b>2011</b>				
L4 2.4L 2354cc	K24Z7		N/S	N/S	<b>CSX</b>				
<b>ILX HYBRID</b>					L4 2.0L 1998cc 122 CID				
L4 1.5L 1497cc Electric/Gas	LEA2		N/S	N/S	K20Z2				
<b>MDX</b>					<b>MDX</b>				
V6 3.5L 3471cc	J35Y5		N/S	N/S	V6 3.7L 3664cc				
<b>RLX</b>					J37A1				
V6 3.5L 3471cc	JNB1		N/S	N/S	<b>RDX</b>				
V6 3.5L 3471cc Electric/Gas	J35Y4		N/S	N/S	L4 2.3L 2300cc Turbo				
<b>TLX</b>					K23A1				
L4 2.4L 2356cc	K24V7		N/S	N/S	<b>RL</b>				
V6 3.5L 3471cc	J35Y6		N/S	N/S	V6 3.7L 3664cc				
<b>2014</b>					J37A2				

See pages 13-16 for footnotes.

Italicized Part Numbers May Not Be Available.  
Las piezas con números en *italicas* pueden no estar disponibles.  
Les numéros de pièce en *italiques* peuvent ne pas être disponibles.



Pass Car Light Truck Fuel Filter Section

ACURA 2011-2005

Year/Año/Année Model/Modelo/Modèle Engine/Motor/Moteur	Eng. Code Código de motor Code moteur	VIN NIV NIV	GOLD Fuel Combustible Carburant	ProSelect Fuel Combustible Carburant	Year/Año/Année Model/Modelo/Modèle Engine/Motor/Moteur	Eng. Code Código de motor Code moteur	VIN NIV NIV	GOLD Fuel Combustible Carburant	ProSelect Fuel Combustible Carburant
<b>ACURA (Cont'd/Suite)</b>					<b>ACURA (Cont'd/Suite)</b>				
<b>2011 (Cont'd/Suite)</b>					<b>2008 (Cont'd/Suite)</b>				
<b>TL</b>					<b>TSX</b>				
V6 3.5L 3471cc	J35Z6		N/S	N/S	L4 2.4L 2354cc	K24A2		N/S	N/S
V6 3.7L 3664cc	J37A4		N/S	N/S	<b>2007</b>				
<b>TSX</b>					<b>CSX</b>				
L4 2.4L 2354cc	K24Z3		N/S	N/S	L4 2.0L 1998cc 122 CID	K20Z2		N/S	N/S
V6 3.5L 3471cc	J35Z6		N/S	N/S	<b>CSX TYPE S</b>				
<b>ZDX</b>					L4 2.0L 1998cc 122 CID	K20Z3		N/S	N/S
V6 3.7L 3664cc	J37A5		N/S	N/S	<b>MDX</b>				
<b>2010</b>					V6 3.7L 3664cc	J37A1		N/S	N/S
<b>CSX</b>					<b>RDX</b>				
L4 2.0L 1998cc 122 CID	K20Z2		N/S	N/S	L4 2.3L 2300cc Turbo	K23A1		N/S	N/S
<b>MDX</b>					<b>RL</b>				
V6 3.7L 3664cc	J37A1		N/S	N/S	V6 3.5L 3471cc	J35A8		N/S	N/S
<b>RDX</b>					<b>TL</b>				
L4 2.3L 2300cc Turbo	K23A1		N/S	N/S	V6 3.2L 3210cc	J32A3		N/S	N/S
<b>RL</b>					<b>TL S-TYPE</b>				
V6 3.7L 3664cc	J37A2		N/S	N/S	V6 3.5L 3471cc	J35A8		N/S	N/S
<b>TL</b>					<b>TSX</b>				
V6 3.5L 3471cc	J35Z6		N/S	N/S	L4 2.4L 2354cc	K24A2		N/S	N/S
V6 3.7L 3664cc	J37A4		N/S	N/S	<b>2006</b>				
<b>TSX</b>					<b>CSX</b>				
L4 2.4L 2354cc	K24Z3		N/S	N/S	L4 2.0L 1998cc 122 CID	K20Z2		N/S	N/S
V6 3.5L 3471cc	J35Z6		N/S	N/S	<b>EL</b>				
<b>ZDX</b>					L4 1.7L 1700cc			N/S	N/S
V6 3.7L 3664cc	J37A5		N/S	N/S	<b>MDX</b>				
<b>2009</b>					V6 3.5L 3471cc	J35A5		N/S	N/S
<b>CSX</b>					<b>RL</b>				
L4 2.0L 1998cc 122 CID	K20Z2		N/S	N/S	V6 3.5L 3471cc	J35A8		N/S	N/S
<b>MDX</b>					<b>RSX</b>				
V6 3.7L 3664cc	J37A1		N/S	N/S	L4 2.0L 1998cc	K20A3		N/S	N/S
<b>RDX</b>					<b>RSX S-TYPE</b>				
L4 2.3L 2300cc Turbo	K23A1		N/S	N/S	L4 2.0L 1998cc	K20Z1		N/S	N/S
<b>RL</b>					<b>TL</b>				
V6 3.7L 3664cc	J37A2		N/S	N/S	V6 3.2L 3210cc	J32A3		N/S	N/S
<b>TL</b>					<b>TSX</b>				
V6 3.5L 3471cc	J35Z6		N/S	N/S	L4 2.4L 2354cc	K24A2		N/S	N/S
V6 3.7L 3664cc	J37A4		N/S	N/S	<b>2005</b>				
<b>TSX</b>					<b>EL</b>				
L4 2.4L 2354cc	K24Z3		N/S	N/S	L4 1.7L 1700cc			N/S	N/S
<b>2008</b>					<b>MDX</b>				
<b>CSX</b>					V6 3.5L 3471cc	J35A5		N/S	N/S
L4 2.0L 1998cc 122 CID	K20Z2		N/S	N/S	V6 3.5L 3471cc (Mex.)	J35A5		N/S	N/S
<b>MDX</b>					<b>NSX</b>				
V6 3.7L 3664cc	J37A1		N/S	N/S	V6 3.0L 2977cc	C30A1		N/S	N/S
<b>RDX</b>					V6 3.2L 3179cc	C32B1		N/S	N/S
L4 2.3L 2300cc Turbo	K23A1		N/S	N/S	<b>RL</b>				
<b>RL</b>					V6 3.5L 3471cc	J35A8		N/S	N/S
V6 3.5L 3471cc	J35A8		N/S	N/S	<b>RSX</b>				
<b>TL</b>					L4 2.0L 1998cc	K20A3		N/S	N/S
V6 3.2L 3210cc	J32A3		N/S	N/S	<b>RSX S-TYPE</b>				
<b>TL S-TYPE</b>					L4 2.0L 1998cc	K20Z1		N/S	N/S
V6 3.5L 3471cc	J35A8		N/S	N/S					

See pages 13-16 for footnotes.

*Italicized Part Numbers May Not Be Available.*  
 Las piezas con números en *italicas* pueden no estar disponibles.  
 Les numéros de pièce en *italiques* peuvent ne pas être disponibles.

Pass Car Light Truck Fuel Filters



Year/Año/Année Model/Modelo/Modèle Engine/Motor/Moteur	Eng. Code Código de motor Code moteur	VIN NIV NIV	GOLD Fuel Combustible Carburant	ProSelect Fuel Combustible Carburant	Year/Año/Année Model/Modelo/Modèle Engine/Motor/Moteur	Eng. Code Código de motor Code moteur	VIN NIV NIV	GOLD Fuel Combustible Carburant	ProSelect Fuel Combustible Carburant
<b>ACURA (Cont'd/Suite)</b>					<b>ACURA (Cont'd/Suite)</b>				
<b>2005 (Cont'd/Suite)</b>					<b>2002 (Cont'd/Suite)</b>				
<b>TL</b>					<b>NSX</b>				
V6 3.2L 3210cc	J32A3		N/S	N/S	V6 3.0L 2977cc	C30A1		N/S	N/S
<b>TSX</b>					V6 3.2L 3179cc				
L4 2.4L 2354cc	K24A2		N/S	N/S	<b>RL</b>				
<b>2004</b>					V6 3.5L 3475cc				
<b>EL</b>					<b>RSX</b>				
L4 1.7L 1700cc			N/S	N/S	L4 2.0L 1998cc	K20A3		N/S	N/S
<b>MDX</b>					<b>RSX S-TYPE</b>				
V6 3.5L 3471cc	J35A5		N/S	N/S	L4 2.0L 1998cc	K20A2		N/S	N/S
<b>NSX</b>					<b>TL</b>				
V6 3.0L 2977cc	C30A1		N/S	N/S	V6 3.2L 3210cc	J32A1		N/S	N/S
V6 3.2L 3179cc	C32B1		N/S	N/S	<b>TL S-TYPE</b>				
<b>RL</b>					V6 3.2L 3210cc				
V6 3.5L 3475cc	C35A1		3559	23559	<b>2001</b>				
<b>RSX</b>					<b>CL</b>				
L4 2.0L 1998cc	K20A3		N/S	N/S	V6 3.2L 3210cc	J32A1		N/S	N/S
<b>RSX S-TYPE</b>					<b>CL S-TYPE</b>				
L4 2.0L 1998cc	K20A2		N/S	N/S	V6 3.2L 3210cc	J32A2		N/S	N/S
<b>TL</b>					<b>EL</b>				
V6 3.2L 3210cc	J32A3		N/S	N/S	L4 1.7L 1678cc	B17A1		N/S	N/S
<b>TSX</b>					<b>INTEGRA</b>				
L4 2.4L 2354cc	K24A2		N/S	N/S	L4 1.8L 1797cc	B18C1		3559	23559
<b>2003</b>					L4 1.8L 1834cc				
<b>CL</b>					B18C5				
V6 3.2L 3210cc	J32A1		N/S	N/S	B18B1		3559	23559	
<b>CL S-TYPE</b>					<b>MDX</b>				
V6 3.2L 3210cc	J32A2		N/S	N/S	V6 3.5L 3471cc	J35A3		N/S	N/S
<b>EL</b>					<b>NSX</b>				
L4 1.7L 1700cc			N/S	N/S	V6 3.0L 2977cc	C30A1		N/S	N/S
<b>MDX</b>					V6 3.2L 3179cc				
V6 3.5L 3471cc	J35A5		N/S	N/S	<b>RL</b>				
<b>NSX</b>					V6 3.5L 3475cc				
V6 3.0L 2977cc	C30A1		N/S	N/S	V6 3.2L 3210cc	J32A1		N/S	N/S
V6 3.2L 3179cc	C32B1		N/S	N/S	<b>ALFA ROMEO</b>				
<b>RL</b>					<b>2023</b>				
V6 3.5L 3475cc	C35A1		3559	23559	<b>GIULIA</b>				
<b>RSX</b>					L4 2.0L 2000CC 122CID Turbo				
L4 2.0L 1998cc	K20A3		N/S	N/S	<b>GIULIA QUADRIFOGLIO</b>				
<b>RSX S-TYPE</b>					V 6 2.9L 2891cc Turbo				
L4 2.0L 1998cc	K20A2		N/S	N/S	<b>Stelvio</b>				
<b>TL</b>					L 4 2.0L 1995CC 122CID Turbo				
V6 3.2L 3210cc	J32A1		N/S	N/S	EC2	N	N/S	N/S	
<b>TL S-TYPE</b>					<b>Stelvio QUADRIFOGLIO</b>				
V6 3.2L 3210cc	J32A2		N/S	N/S	V6 2.9L 2900CC 177CID Turbo				
<b>2002</b>					<b>2022</b>				
<b>CL</b>					<b>GIULIA</b>				
V6 3.2L 3210cc	J32A1		N/S	N/S	L4 2.0L 2000CC 122CID Turbo				
<b>CL S-TYPE</b>					<b>GIULIA QUADRIFOGLIO</b>				
V6 3.2L 3210cc	J32A2		N/S	N/S	V 6 2.9L 2891cc Turbo				
<b>EL</b>					<b>Stelvio</b>				
L4 1.7L 1678cc	B17A1		N/S	N/S	L 4 2.0L 1995CC 122CID Turbo				
<b>MDX</b>					EC2				
V6 3.5L 3471cc	J35A3		N/S	N/S	<b>Stelvio QUADRIFOGLIO</b>				
					V6 2.9L 2900CC 177CID Turbo				

See pages 13-16 for footnotes.



Pass Car Light Truck Fuel Filter Section

ALFA ROMEO 2021-2007

Year/Año/Année Model/Modelo/Modèle Engine/Motor/Moteur	Eng. Code Código de motor Code moteur	VIN NIV NIV	GOLD Fuel Combustible Carburant	ProSelect Fuel Combustible Carburant	Year/Año/Année Model/Modelo/Modèle Engine/Motor/Moteur	Eng. Code Código de motor Code moteur	VIN NIV NIV	GOLD Fuel Combustible Carburant	ProSelect Fuel Combustible Carburant
<b>ALFA ROMEO (Cont'd/Suite)</b>					<b>ALFA ROMEO (Cont'd/Suite)</b>				
<b>2021</b>					<b>2016</b>				
<b>4C</b>					<b>4C</b>				
L4 1.7L 1742cc Turbo			N/S	N/S	L4 1.7L 1742cc Turbo			N/S	N/S
<b>GIULIA</b>					<b>GIULIETTA</b>				
L4 2.0L 2000CC 122CID Turbo			N/S	N/S	L4 1.7L 1742cc Turbo (Mex.)			N/S	N/S
<b>GIULIA QUADRIFOGLIO</b>					<b>MITO</b>				
V 6 2.9L 2891cc Turbo			N/S	N/S	L4 1.4L 1368cc Turbo (Mex.)			N/S	N/S
<b>Stelvio</b>					<b>2015</b>				
L 4 2.0L 1995CC 122CID Turbo	EC2	N	N/S	N/S	<b>4C</b>				
<b>Stelvio QUADRIFOGLIO</b>					L4 1.7L 1742CC Turbo				
V6 2.9L 2900CC 177CID Turbo			N/S	N/S	L4 1.7L 1742cc Turbo (Mex.)				
<b>2020</b>					<b>MITO</b>				
<b>4C</b>					L4 1.4L 1368cc Turbo (Mex.)				
L4 1.7L 1742cc Turbo			N/S	N/S	<b>2014</b>				
<b>GIULIA</b>					<b>GIULIETTA</b>				
L4 2.0L 2000CC 122CID Turbo			N/S	N/S	L4 1.7L 1742cc Turbo (Mex.)				
<b>GIULIA QUADRIFOGLIO</b>					<b>MITO</b>				
V 6 2.9L 2891cc Turbo			N/S	N/S	L4 1.4L 1368cc Turbo (Mex.)				
<b>Stelvio</b>					<b>2013</b>				
L 4 2.0L 1995CC 122CID Turbo	EC2	N	N/S	N/S	<b>GIULIETTA</b>				
<b>Stelvio QUADRIFOGLIO</b>					L4 1.7L 1742cc Turbo (Mex.)				
V6 2.9L 2900CC 177CID Turbo			N/S	N/S	<b>MITO</b>				
<b>2019</b>					L4 1.4L 1368cc Turbo (Mex.)				
<b>4C</b>					<b>2012</b>				
L4 1.7L 1742cc Turbo			N/S	N/S	159				
<b>GIULIA</b>					L4 2.2L 2198cc Turbo (Mex.)				
L4 2.0L 2000CC 122CID Turbo			N/S	N/S	<b>GIULIETTA</b>				
<b>Stelvio</b>					L4 1.7L 1742cc Turbo (Mex.)				
L 4 2.0L 1995CC 122CID Turbo	EC2	N	N/S	N/S	<b>MITO</b>				
<b>2018</b>					L4 1.4L 1368cc Turbo (Mex.)				
<b>4C</b>					<b>2009</b>				
L4 1.7L 1742cc Turbo			N/S	N/S	147				
<b>GIULIA</b>					L4 2.0L 1970cc TS AR32310 (Mex.)				
L4 2.0L 2000CC 122CID Turbo			N/S	N/S	<b>2008</b>				
<b>GIULIETTA</b>					147				
L4 1.7L 1742cc Turbo (Mex.)			N/S	N/S	L4 2.0L 1970cc TS AR32310 (Mex.)				
<b>MITO</b>					159				
L4 1.4L 1368cc Turbo (Mex.)			N/S	N/S	L4 2.2L 2198cc JTS (Mex.)				
<b>Stelvio</b>					<b>8C</b>				
L 4 2.0L 1995CC 122CID Turbo	EC2	N	N/S	N/S	V8 4.7L 4691CC				
L 4 2.0L 1995CC 122CID Turbo (Mex.)	EC2	N	N/S	N/S	<b>BRERA</b>				
<b>2017</b>					V6 3.2L 3196cc (Mex.)				
<b>4C</b>					<b>GT</b>				
L4 1.7L 1742cc Turbo			N/S	N/S	L4 2.0L 1970cc (Mex.)				
<b>GIULIA</b>					<b>2007</b>				
L4 2.0L 2000CC 122CID Turbo (Mex.)			N/S	N/S	147				
V 6 2.9L 2891cc Turbo			N/S	N/S	L4 2.0L 1970cc TS AR32310 (Mex.)				
<b>GIULIETTA</b>					159				
L4 1.7L 1742cc Turbo (Mex.)			N/S	N/S	L4 2.2L 2198cc JTS (Mex.)				
<b>MITO</b>					<b>BRERA</b>				
L4 1.4L 1368cc Turbo (Mex.)			N/S	N/S	V6 3.2L 3196cc (Mex.)				
<b>Stelvio</b>									
L 4 2.0L 1995CC 122CID Turbo (Mex.)	EC2	N	N/S	N/S					

See pages 13-16 for footnotes.

*Italicized Part Numbers May Not Be Available.*  
 Las piezas con números en *italicas* pueden no estar disponibles.  
 Les numéros de pièce en *italiques* peuvent ne pas être disponibles.

P  
a  
s  
s  
C  
a  
r  
L  
i  
g  
h  
t  
T  
r  
u  
c  
k  
F  
u  
e  
l  
F  
i  
l  
t  
e  
r  
s



Year/Año/Année Model/Modelo/Modèle Engine/Motor/Moteur	Eng. Code Código de motor Code moteur	VIN NIV NIV	GOLD Fuel Combustible Carburant	ProSelect Fuel Combustible Carburant	Year/Año/Année Model/Modelo/Modèle Engine/Motor/Moteur	Eng. Code Código de motor Code moteur	VIN NIV NIV	GOLD Fuel Combustible Carburant	ProSelect Fuel Combustible Carburant
<b>ALFA ROMEO (Cont'd/Suite)</b>					<b>AUDI (Cont'd/Suite)</b>				
<b>2007 (Cont'd/Suite)</b>					<b>2023 (Cont'd/Suite)</b>				
<b>GT</b>					<b>A7</b>				
L4 2.0L 1970cc (Mex.)			N/S	N/S	V6 3.0L 3000CC 183CID Turbo			N/S	N/S
<b>2006</b>					<b>A7 Hybrid</b>				
<b>147</b>					V6 3.0L 3000CC 183CID Turbo				
L4 2.0L 1970cc TS AR32310 (Mex.)			N/S	N/S	<b>A7 Sportback e Plug-in Hybrid quattro</b>				
<b>2005</b>					L4 2.0L 1984cc TFSI Turbo				
<b>147</b>					<b>A8</b>				
L4 2.0L 1970cc TS AR32310 (Mex.)			N/S	N/S	V6 3.0L TURBO	CREC		N/S	N/S
<b>2004</b>					V8 4.0L 3993cc 244 CID TFSI Turbo				
<b>156</b>					<b>A8 Hybrid</b>				
L4 2.0L 1970cc (Mex.)			N/S	N/S	V6 3.0L 3000CC 183CID Turbo				
<b>2003</b>					<b>e-tron</b>				
<b>147</b>					0L 0CC 0CID Electric				
L4 2.0L 1970cc TS AR32310 (Mex.)			N/S	N/S	<b>e-tron GT</b>				
<b>2002</b>					0L 0CC 0CID Electric				
<b>156</b>					<b>e-tron S</b>				
L4 2.0L 1970cc (Mex.)			N/S	N/S	0L 0CC 0CID Electric				
<b>2001</b>					<b>e-tron S Sportback</b>				
<b>147</b>					0L 0CC 0CID Electric				
L4 2.0L 1970cc TS AR32310 (Mex.)			N/S	N/S	<b>e-tron Sportback</b>				
<b>156</b>					0L 0CC 0CID Electric				
L4 2.0L 1970cc (Mex.)			N/S	N/S	<b>Q3</b>				
<b>2000</b>					L4 2.0L 1984cc 121 CID Turbo				
<b>166</b>					CCTA				
V6 3.0L 2959CC 181CID (Mex.)			N/S	N/S	<b>Q3 QUATTRO</b>				
<b>GTV Coupe</b>					L4 2.0L 1984cc 121 CID Turbo				
V6 3.0L 2959CC 181CID (Mex.)			3156	23156	CCTA				
<b>SPIDER</b>					<b>Q4 e-tron</b>				
V6 3.0L 2959CC 181CID (Mex.)			3156	23156	0L 0CC 0CID Electric				
<b>2002</b>					<b>Q4 e-tron Sportback</b>				
<b>147</b>					0L 0CC 0CID Electric				
L4 2.0L 1970cc TS AR32310 (Mex.)			N/S	N/S	<b>Q5 45 TFSI</b>				
<b>156</b>					L4 2.0L 1984cc 121 CID Turbo				
L4 2.0L 1970cc (Mex.)			N/S	N/S	CAED			N/A	N/A
<b>166</b>					<b>Q5 55 TFSI e Plug-in hybrid</b>				
V6 3.0L 2959cc (Mex.)			N/S	N/S	L4 2.0L 1984cc 121 CID Turbo				
V6 3.0L 2959CC 181CID (Mex.)			N/S	N/S	CAED			N/S	N/S
<b>SPORTWAGON</b>					<b>Q7</b>				
L4 2.0L 1970cc (Mex.)			N/S	N/S	L4 2.0L Turbo				
<b>AUDI</b>					V6 3.0L 3000CC 183CID Turbo				
<b>2023</b>					<b>Q8</b>				
<b>A3</b>					V6 3.0L 3000CC 183CID Turbo				
L4 2.0L Turbo		J	N/S	N/S	<b>R8</b>				
<b>A4</b>					V10 5.2L 5204cc				
L4 2.0L 1984cc 121 CID Turbo	CAED		N/S	N/S	<b>RS 3</b>				
<b>A4 allroad</b>					L5 2.5L 2480cc Turbo				
L4 2.0L 1984cc TFSI Turbo			N/S	N/S	<b>RS 5</b>				
<b>A5</b>					V6 2.9L 2900CC 177CID Turbo				
L4 2.0L 1984cc 121 CID Turbo	CAED		N/S	N/S	<b>RS Q8</b>				
<b>A6</b>					V8 4.0L 4000CC 244CID Turbo				
L4 2.0L Turbo			N/A	N/A	<b>RS6 Avant</b>				
V6 3.0L 3000CC 183CID Turbo			N/S	N/S	V8 4.0L 4000CC 244CID Turbo				
<b>A6 allroad</b>					<b>S3</b>				
V6 3.0L 3000CC 183CID Turbo			N/S	N/S	L4 2.0L 1984cc Turbo				
<b>2022</b>					CYFB				
<b>2021</b>					<b>S4</b>				
<b>2020</b>					V6 3.0L 3000CC 183CID Turbo				
<b>2019</b>					<b>S5</b>				
<b>2018</b>					V6 3.0L 2995CC 183CID Turbo				

See pages 13-16 for footnotes.

*Italicized Part Numbers May Not Be Available.*  
 Las piezas con números en *italicas* pueden no estar disponibles.  
 Les numéros de pièce en *italiques* peuvent ne pas être disponibles.





Pass Car Light Truck Fuel Filter Section

AUDI 2023-2021

Year/Año/Année Model/Modelo/Modèle Engine/Motor/Moteur	Eng. Code Código de motor Code moteur	VIN NIV NIV	GOLD Fuel Combustible Carburant	ProSelect Fuel Combustible Carburant	Year/Año/Année Model/Modelo/Modèle Engine/Motor/Moteur	Eng. Code Código de motor Code moteur	VIN NIV NIV	GOLD Fuel Combustible Carburant	ProSelect Fuel Combustible Carburant
<b>AUDI (Cont'd/Suite)</b>					<b>AUDI (Cont'd/Suite)</b>				
<b>2023 (Cont'd/Suite)</b>					<b>2022 (Cont'd/Suite)</b>				
<b>S6</b>					<b>Q5 45 TFSI</b>				
V6 2.9L 2900CC 177CID Turbo			N/S	N/S	L4 2.0L 1984cc 121 CID Turbo	CAED		N/A	N/A
<b>S7 Sportback</b>					<b>Q5 55 TFSI e Plug-in hybrid</b>				
V6 2.9L 2900CC 177CID Turbo			N/S	N/S	L4 2.0L 1984cc 121 CID Turbo	CAED		N/A	N/A
<b>S8</b>					<b>Q7</b>				
V8 4.0L 3993cc Twin Turbo	CTGF		N/S	N/S	L4 2.0L Turbo			N/S	N/S
<b>SQ5</b>					V6 3.0L 3000CC 183CID Turbo				
V6 3.0L 2995CC Turbo			N/S	N/S	<b>Q8</b>				
<b>SQ7</b>					V6 3.0L 3000CC 183CID Turbo				
V8 4.0L 4000CC 244CID Turbo			N/S	N/S	<b>R8</b>				
<b>SQ8</b>					V10 5.2L 5204cc				
V8 4.0L 4000CC 244CID Turbo			N/S	N/S	<b>RS 3</b>				
<b>TT QUATTRO</b>					L5 2.5L 2480cc Turbo				
L4 2.0L 1984cc 121 CID Turbo			N/S	N/S	<b>RS 5</b>				
<b>2022</b>					V6 2.9L 2900CC 177CID Turbo				
<b>A3</b>					<b>RS Q8</b>				
L4 2.0L Turbo		J	N/S	N/S	V8 4.0L 4000CC 244CID Turbo			N/S	N/S
<b>A4</b>					<b>RS6 Avant</b>				
L4 2.0L 1984cc 121 CID Turbo	CAED		N/S	N/S	V8 4.0L 4000CC 244CID Turbo			N/S	N/S
<b>A4 allroad</b>					<b>RS7</b>				
L4 2.0L 1984cc TFSI Turbo			N/S	N/S	V8 4.0L 4000CC 244CID Turbo			N/S	N/S
<b>A5</b>					<b>S3</b>				
L4 2.0L 1984cc 121 CID Turbo	CAED		N/S	N/S	L4 2.0L 1984cc Turbo	CYFB		N/S	N/S
<b>A6</b>					<b>S4</b>				
L4 2.0L Turbo			N/A	N/A	V6 3.0L 3000CC 183CID Turbo			N/S	N/S
V6 3.0L 3000CC 183CID Turbo			N/S	N/S	<b>S5</b>				
<b>A6 allroad</b>					V6 3.0L 2995CC 183CID Turbo				
V6 3.0L 3000CC 183CID Turbo			N/S	N/S	<b>S6</b>				
<b>A7</b>					V6 2.9L 2900CC 177CID Turbo				
V6 3.0L 3000CC 183CID Turbo			N/S	N/S	<b>S7 Sportback</b>				
<b>A7 Hybrid</b>					V6 2.9L 2900CC 177CID Turbo				
V6 3.0L 3000CC 183CID Turbo			N/S	N/S	<b>S8</b>				
<b>A7 Sportback e Plug-in Hybrid quattro</b>					V8 4.0L 3993cc Twin Turbo				
L4 2.0L 1984cc TFSI Turbo			N/S	N/S	CTGF			N/S	N/S
<b>A8</b>					<b>SQ5</b>				
V6 3.0L TURBO	CREC		N/S	N/S	V6 3.0L 2995CC Turbo			N/S	N/S
V8 4.0L 3993cc 244 CID TFSI Turbo			N/A	N/A	<b>SQ7</b>				
			N/S	N/S	V8 4.0L 4000CC 244CID Turbo			N/S	N/S
<b>A8 Hybrid</b>					<b>SQ8</b>				
V6 3.0L 3000CC 183CID Turbo			N/S	N/S	V8 4.0L 4000CC 244CID Turbo			N/S	N/S
<b>e-tron</b>					<b>TT QUATTRO</b>				
0L 0CC 0CID Electric			N/S	N/S	L4 2.0L 1984cc 121 CID Turbo			N/S	N/S
<b>e-tron GT</b>					<b>TT RS</b>				
0L 0CC 0CID Electric			N/S	N/S	L5 2.5L 2480cc Turbo		3814		N/A
<b>e-tron Sportback</b>					<b>TTS</b>				
0L 0CC 0CID Electric			N/S	N/S	L4 2.0L 1984cc Turbo	CYFB		N/S	N/S
<b>Q3</b>					<b>2021</b>				
L4 2.0L 1984cc 121 CID Turbo	CCTA		N/S	N/S	<b>A3</b>				
<b>Q3 QUATTRO</b>					L4 2.0L Turbo				
L4 2.0L 1984cc 121 CID Turbo	CCTA		N/S	N/S	J			N/S	N/S
<b>Q4 e-tron</b>					<b>A4</b>				
0L 0CC 0CID Electric			N/S	N/S	L4 2.0L 1984cc 121 CID Turbo	CAED		N/S	N/S
<b>Q4 e-tron Sportback</b>					<b>A4 allroad</b>				
0L 0CC 0CID Electric			N/S	N/S	L4 2.0L Turbo	CYMC		N/S	N/S
<b>2021</b>					<b>A5</b>				
<b>2021</b>					L4 2.0L 1984cc 121 CID Turbo				
<b>2021</b>					CAED				
<b>2021</b>					N/S				
<b>2021</b>					N/S				

See pages 13-16 for footnotes.

*Italicized Part Numbers May Not Be Available.*  
 Las piezas con números en *italicas* pueden no estar disponibles.  
 Les numéros de pièce en *italiques* peuvent ne pas être disponibles.

P  
a  
s  
s  
C  
a  
r  
L  
i  
g  
h  
t  
T  
r  
u  
c  
k  
F  
u  
e  
l  
F  
i  
l  
t  
e  
r  
s



AUDI 2021-2020

Pass Car Light Truck Fuel Filter Section

Year/Año/Année Model/Modelo/Modèle Engine/Motor/Moteur	Eng. Code Código de motor Code moteur	VIN NIV NIV	GOLD Fuel Combustible Carburant	ProSelect Fuel Combustible Carburant	Year/Año/Année Model/Modelo/Modèle Engine/Motor/Moteur	Eng. Code Código de motor Code moteur	VIN NIV NIV	GOLD Fuel Combustible Carburant	ProSelect Fuel Combustible Carburant
<b>AUDI (Cont'd/Suite)</b>					<b>AUDI (Cont'd/Suite)</b>				
<b>2021 (Cont'd/Suite)</b>					<b>2021 (Cont'd/Suite)</b>				
<b>A6</b>					<b>S7</b>				
L4 2.0L Turbo			N/A	N/A	V6 2.9L 2900CC 177CID Turbo			N/S	N/S
V6 3.0L 3000CC 183CID Turbo			N/S	N/S	<b>S8</b>				
<b>A6 allroad</b>					V8 4.0L 3993cc Twin Turbo	CTGF		N/S	N/S
V6 3.0L 3000CC 183CID Turbo			N/S	N/S	<b>SQ5</b>				
<b>A7</b>					V6 3.0L 2995CC Turbo			N/S	N/S
V6 3.0L 3000CC 183CID Turbo			N/S	N/S	<b>SQ7</b>				
<b>A7 Hybrid</b>					V8 4.0L 4000CC 244CID Turbo			N/S	N/S
V6 3.0L 3000CC 183CID Turbo			N/S	N/S	<b>SQ8</b>				
<b>A8</b>					V8 4.0L 4000CC 244CID Turbo			N/S	N/S
V6 3.0L TURBO	CREC		N/S	N/S	<b>TT QUATTRO</b>				
V8 4.0L 3993cc 244 CID TFSI Turbo			N/A	N/A	L4 2.0L 1984cc 121 CID Turbo			N/S	N/S
			N/S	N/S	<b>TT RS</b>				
<b>A8 Hybrid</b>					L5 2.5L 2480cc Turbo			3814	N/A
V6 3.0L 3000CC 183CID Turbo			N/S	N/S	<b>TTS</b>				
<b>e-tron</b>					L4 2.0L 1984cc Turbo	CYFB		N/S	N/S
0L 0CC 0CID Electric			N/S	N/S	<b>2020</b>				
<b>e-tron GT</b>					<b>A3</b>				
0L 0CC 0CID Electric			N/S	N/S	L4 2.0L Turbo		J	N/S	N/S
<b>e-tron Sportback</b>					<b>A4</b>				
0L 0CC 0CID Electric			N/S	N/S	L4 2.0L 1984cc 121 CID Turbo	CAED		N/S	N/S
<b>Q3</b>					<b>A4 allroad</b>				
L4 2.0L 1984cc 121 CID Turbo	CCTA		N/S	N/S	L4 2.0L Turbo	CYMC		N/S	N/S
<b>Q3 QUATTRO</b>					<b>A5 Sportback</b>				
L4 2.0L 1984cc 121 CID Turbo	CCTA		N/S	N/S	L4 2.0L 1984cc 121 CID Turbo	CAED		N/S	N/S
<b>Q5 45 TFSI</b>					<b>A6</b>				
L4 2.0L 1984cc 121 CID Turbo	CAED		N/S	N/S	L4 2.0L Turbo			N/A	N/A
<b>Q5 55 TFSI e Plug-in hybrid</b>					V6 3.0L 3000CC 183CID Turbo			N/S	N/S
L4 2.0L 1984cc 121 CID Turbo	CAED		N/S	N/S	<b>A6 allroad</b>				
<b>Q7</b>					V6 3.0L 3000CC 183CID Turbo			N/S	N/S
L4 2.0L Turbo			N/S	N/S	<b>A7</b>				
V6 3.0L 3000CC 183CID Turbo			N/S	N/S	V6 3.0L 2995cc Super Charged			N/S	N/S
<b>Q8</b>					<b>A7 Hybrid</b>				
V6 3.0L 3000CC 183CID Turbo			N/S	N/S	V6 3.0L 3000CC 183CID Turbo			N/S	N/S
<b>R8</b>					<b>A7 QUATTRO</b>				
V10 5.2L 5204cc			N/S	N/S	V6 3.0L 2995cc Super Charged			N/S	N/S
<b>RS 3</b>					<b>A8</b>				
L5 2.5L 2480cc Turbo			N/S	N/S	V6 3.0L TURBO	CREC		N/S	N/S
<b>RS 5</b>					V8 4.0L 3993cc 244 CID TFSI Turbo			N/A	N/A
V6 2.9L 2900CC 177CID Turbo			N/S	N/S				N/S	N/S
<b>RS Q8</b>					<b>A8 Hybrid</b>				
V8 4.0L 4000CC 244CID Turbo			N/S	N/S	V6 3.0L 3000CC 183CID Turbo			N/S	N/S
<b>RS6 Avant</b>					<b>Q3</b>				
V8 4.0L 4000CC 244CID Turbo			N/S	N/S	L4 2.0L 1984cc 121 CID Turbo	CCTA		N/S	N/S
<b>RS7</b>					<b>Q3 QUATTRO</b>				
V8 4.0L 4000CC 244CID Turbo			N/S	N/S	L4 2.0L 1984cc 121 CID Turbo	CCTA		N/S	N/S
<b>S3</b>					<b>Q5 45 TFSI</b>				
L4 2.0L 1984cc Turbo	CYFB		N/S	N/S	L4 2.0L 1984cc 121 CID Turbo	CAED		N/S	N/S
<b>S4</b>					<b>Q5 55 TFSI e Plug-in hybrid</b>				
V6 3.0L 3000CC 183CID Turbo			N/S	N/S	L4 2.0L 1984cc 121 CID Turbo	CAED		N/S	N/S
<b>S5</b>					<b>Q7</b>				
V6 3.0L 2995CC 183CID Turbo			N/S	N/S	L4 2.0L Turbo			N/S	N/S
<b>S6</b>					V6 3.0L 3000CC 183CID Turbo			N/S	N/S
V6 2.9L 2900CC 177CID Turbo			N/S	N/S					

See pages 13-16 for footnotes.

*Italicized Part Numbers May Not Be Available.*  
 Las piezas con números en *italicas* pueden no estar disponibles.  
 Les numéros de pièce en *italiques* peuvent ne pas être disponibles.



Pass Car Light Truck Fuel Filter Section

AUDI 2020-2019

Year/Año/Année Model/Modelo/Modèle Engine/Motor/Moteur	Eng. Code Código de motor Code moteur	VIN NIV NIV	GOLD Fuel Combustible Carburant	ProSelect Fuel Combustible Carburant	Year/Año/Année Model/Modelo/Modèle Engine/Motor/Moteur	Eng. Code Código de motor Code moteur	VIN NIV NIV	GOLD Fuel Combustible Carburant	ProSelect Fuel Combustible Carburant
<b>AUDI (Cont'd/Suite)</b>					<b>AUDI (Cont'd/Suite)</b>				
<b>2020</b> (Cont'd/Suite)					<b>2019</b> (Cont'd/Suite)				
<b>Q8</b>					<b>A6</b>				
V6 3.0L 3000CC 183CID Turbo			N/S	N/S	L4 2.0L Turbo			N/S	N/S
<b>R8</b>					V6 3.0L 2995cc Super Charged	CGWD		N/S	N/S
V10 5.2L 5204cc			N/S	N/S	<b>A6 Hybrid</b>				
<b>RS 3</b>					V6 3.0L 3000CC 183CID Turbo			N/S	N/S
L5 2.5L 2480cc Turbo			N/S	N/S	<b>A6 QUATTRO</b>				
<b>RS 5 Sportback</b>					L4 2.0L Turbo	CYNB		N/S	N/S
V6 2.9L 2900CC 177CID Turbo			N/S	N/S	V6 3.0L 2995cc Super Charged			N/S	N/S
<b>S3</b>					<b>A7</b>				
L4 2.0L 1984cc Turbo	CYFB		N/S	N/S	V6 3.0L 2995cc Super Charged			N/S	N/S
<b>S4</b>					<b>A7 Hybrid</b>				
V6 3.0L 3000CC 183CID Turbo			N/S	N/S	V6 3.0L 3000CC 183CID Turbo			N/S	N/S
<b>S5</b>					<b>A7 QUATTRO</b>				
V6 3.0L 2995CC 183CID Turbo			N/S	N/S	V6 3.0L 2995cc Super Charged			N/S	N/S
<b>S5 Sportback</b>					<b>A8</b>				
V6 3.0L 2995CC 183CID Turbo			N/S	N/S	V6 3.0L TURBO	CREC		N/S	N/S
<b>S6</b>					V8 4.0L 3993cc 244 CID TFSI Turbo			N/A	N/A
V6 2.9L 2900CC 177CID Turbo			N/S	N/S	<b>A8 Hybrid</b>				
<b>S7</b>					V6 3.0L 3000CC 183CID Turbo			N/S	N/S
V6 2.9L 2900CC 177CID Turbo			N/S	N/S	<b>Q3</b>				
<b>S7 Sportback</b>					L4 2.0L 1984cc 121 CID Turbo	CCTA		N/S	N/S
V6 2.9L 2900CC 177CID Turbo			N/S	N/S	<b>Q3 QUATTRO</b>				
<b>S8</b>					L4 2.0L 1984cc 121 CID Turbo	CCTA		N/S	N/S
V8 4.0L 3993cc Twin Turbo	CTGF		N/S	N/S	<b>Q5</b>				
<b>SQ5</b>					L4 2.0L 1984cc 121 CID Turbo	CAED		N/S	N/S
V6 3.0L 2995CC Turbo			N/S	N/S	<b>Q7</b>				
<b>SQ7</b>					L4 2.0L Turbo	CYMC		N/S	N/S
V8 4.0L 4000CC 244CID Turbo			N/S	N/S	V6 3.0L 2995cc Super Charged			N/S	N/S
<b>SQ8</b>					<b>Q8</b>				
V8 4.0L 4000CC 244CID Turbo			N/S	N/S	V6 3.0L 3000CC 183CID Turbo			N/S	N/S
<b>TT QUATTRO</b>					<b>R8</b>				
L4 2.0L 1984cc 121 CID Turbo			N/S	N/S	V10 5.2L 5204cc			N/S	N/S
<b>TT RS</b>					<b>RS 3</b>				
L5 2.5L 2480cc Turbo		3814		N/A	L5 2.5L 2480cc Turbo			N/S	N/S
<b>TTS</b>					<b>RS 5 Sportback</b>				
L4 2.0L 1984cc Turbo	CYFB		N/S	N/S	V6 2.9L 2900CC 177CID Turbo			N/S	N/S
<b>2019</b>					<b>RS7</b>				
<b>A3</b>					V8 4.0L 3993cc Turbo	CWUB		N/S	N/S
L4 2.0L Turbo		J	N/S	N/S	<b>S3</b>				
<b>A3 QUATTRO</b>					L4 2.0L 1984cc Turbo	CYFB		N/S	N/S
L4 2.0L 1984cc 121 CID Turbo			N/S	N/S	<b>S4</b>				
<b>A3 SPORTBACK E-TRON</b>					V6 3.0L 3000CC 183CID Turbo			N/S	N/S
L4 1.4L 1395cc 85 CID Electric/Gas			N/S	N/S	<b>S5</b>				
<b>A4</b>					V6 3.0L 2995CC 183CID Turbo			N/S	N/S
L4 2.0L 1984cc 121 CID Turbo	CAED		N/S	N/S	<b>S5 Sportback</b>				
<b>A4 allroad</b>					V6 3.0L 2995CC 183CID Turbo			N/S	N/S
L4 2.0L Turbo	CYMC		N/S	N/S	<b>S6</b>				
<b>A4 QUATTRO</b>					V8 4.0L 3993cc Twin Turbo	CTGE		N/S	N/S
L4 2.0L 1984cc 121 CID Turbo	CAED		N/S	N/S	<b>S7</b>				
<b>A5 QUATTRO</b>					V8 4.0L 3993cc Twin Turbo	CTGE		N/S	N/S
L4 2.0L 1984cc 121 CID Turbo	CAED		N/S	N/S	<b>SQ5</b>				
<b>A5 Sportback</b>					V6 3.0L 2995CC Turbo			N/S	N/S
L4 2.0L 1984cc 121 CID Turbo	CAED		N/S	N/S	<b>TT QUATTRO</b>				
					L4 2.0L 1984cc 121 CID Turbo			N/S	N/S

See pages 13-16 for footnotes.

*Italicized Part Numbers May Not Be Available.*  
 Las piezas con números en *italicas* pueden no estar disponibles.  
 Les numéros de pièce en *italiques* peuvent ne pas être disponibles.

P  
a  
s  
s  
C  
a  
r  
L  
i  
g  
h  
t  
T  
r  
u  
c  
k  
F  
u  
e  
l  
F  
i  
l  
t  
e  
r  
s



AUDI 2019-2017

Pass Car Light Truck Fuel Filter Section

Year/Año/Année Model/Modelo/Modèle Engine/Motor/Moteur	Eng. Code Código de motor Code moteur	VIN NIV NIV	GOLD Fuel Combustible Carburant	ProSelect Fuel Combustible Carburant	Year/Año/Année Model/Modelo/Modèle Engine/Motor/Moteur	Eng. Code Código de motor Code moteur	VIN NIV NIV	GOLD Fuel Combustible Carburant	ProSelect Fuel Combustible Carburant
<b>AUDI (Cont'd/Suite)</b>					<b>AUDI (Cont'd/Suite)</b>				
<b>2019 (Cont'd/Suite)</b>					<b>2018 (Cont'd/Suite)</b>				
<b>TT RS</b>					<b>RS7</b>				
L5 2.5L 2480cc Turbo			3814	N/A	V8 4.0L 3993cc Turbo	CWUB		N/S	N/S
<b>TTS</b>					<b>S3</b>				
L4 2.0L 1984cc Turbo	CYFB		N/S	N/S	L4 2.0L 1984cc Turbo	CYFB		N/S	N/S
<b>2018</b>					<b>S4</b>				
<b>A1</b>					V6 3.0L 3000CC 183CID Turbo				
L4 1.4L 1390cc Turbo (Mex.)			3814	N/A	<b>S5</b>				
<b>A3</b>					V6 3.0L 2995CC 183CID Turbo				
L4 1.4L 1395CC 85CID (Mex.)			N/S	N/S	<b>S5 Sportback</b>				
L4 1.4L 1395cc TFSI (Mex.)			N/S	N/S	V6 3.0L 2995CC 183CID Turbo				
L4 2.0L Turbo			N/S	N/S	<b>S6</b>				
<b>A3 QUATTRO</b>					V8 4.0L 3993cc Twin Turbo				
L4 2.0L 1984cc 121 CID Turbo			N/S	N/S	CTGE				
<b>A3 SPORTBACK E-TRON</b>					<b>S7</b>				
L4 1.4L 1395cc 85 CID Electric/Gas			N/S	N/S	V8 4.0L 3993cc Twin Turbo				
<b>A4</b>					CTGE				
L4 2.0L 1984cc 121 CID Turbo	CAED		N/S	N/S	<b>S8</b>				
<b>A4 allroad</b>					V8 4.0L 3993cc Twin Turbo				
L4 2.0L Turbo	CYMC		N/S	N/S	CTGF				
<b>A4 QUATTRO</b>					<b>SQ5</b>				
L4 2.0L 1984cc 121 CID Turbo	CAED		N/S	N/S	V6 3.0L 2995CC Turbo				
<b>A5 QUATTRO</b>					<b>TT</b>				
L4 2.0L 1984cc 121 CID Turbo	CAED		N/S	N/S	L4 1.8L (Mex.)				
<b>A5 Sportback</b>					<b>TT QUATTRO</b>				
L4 2.0L 1984cc 121 CID Turbo	CAED		N/S	N/S	L4 2.0L 1984cc 121 CID Turbo				
<b>A6</b>					L5 2.5L 2480cc Turbo				
L4 2.0L Turbo			N/S	N/S	L5 2.5L 2480cc Turbo				
V6 3.0L 2995cc Super Charged	CGWD		N/S	N/S	3814				
<b>A6 QUATTRO</b>					<b>TTS</b>				
L4 2.0L Turbo	CYNB		N/S	N/S	L4 2.0L 1984cc Turbo				
V6 3.0L 2995cc Super Charged			N/S	N/S	CYFB				
<b>A7</b>					<b>2017</b>				
V6 3.0L 2995cc Super Charged			N/S	N/S	<b>A1</b>				
<b>A7 QUATTRO</b>					L4 1.4L 1390cc Turbo (Mex.)				
V6 3.0L 2995cc Super Charged			N/S	N/S	L4 1.8L 1780cc (Mex.)				
<b>A8</b>					MG				
V6 3.0L TURBO	CREC		N/S	N/S	<b>A3</b>				
V8 4.0L 3993cc 244 CID TFSI Turbo			N/A	N/A	L4 1.4L 1395CC 85CID (Mex.)				
<b>Q3</b>					L4 1.4L 1395cc TFSI (Mex.)				
L4 2.0L 1984cc 121 CID Turbo	CCTA		N/S	N/S	L4 2.0L 1968cc 120 CID Turbo Diesel				
<b>Q3 QUATTRO</b>					L4 2.0L Turbo				
L4 2.0L 1984cc 121 CID Turbo	CCTA		N/S	N/S	N/S				
<b>Q5</b>					<b>A3 QUATTRO</b>				
L4 2.0L 1984cc 121 CID Turbo	CAED		N/S	N/S	L4 2.0L 1984cc 121 CID Turbo				
<b>Q7</b>					N/S				
L4 2.0L Turbo	CYMC		N/S	N/S	<b>A3 SPORTBACK E-TRON</b>				
V6 3.0L 2995cc Super Charged			N/S	N/S	L4 1.4L 1395cc 85 CID Electric/Gas				
<b>R8</b>					N/S				
V10 5.2L 5204cc			N/S	N/S	<b>A4</b>				
<b>RS 3</b>					L4 1.8L 1800CC 110CID Turbo (Mex.)				
L5 2.5L 2480cc Turbo			N/S	N/S	L4 2.0L 1984cc 121 CID Turbo				
<b>RS 5</b>					CAED				
V6 2.9L 2900CC 177CID Turbo			N/S	N/S	N/S				
					<b>A4 allroad</b>				
					L4 2.0L Turbo				
					CYMC				
					<b>A4 QUATTRO</b>				
					L4 2.0L 1984cc 121 CID Turbo				
					CAED				
					N/S				
					<b>A5 QUATTRO</b>				
					L4 2.0L 1984cc 121 CID Turbo				
					CAED				
					CPMB				
					N/S				
					<b>A6</b>				
					L4 1.8L (Mex.)				
					L4 2.0L Turbo				
					V6 3.0L 2995cc Super Charged				
					CGWD				
					N/S				
					N/S				
					N/S				
					N/S				

See pages 13-16 for footnotes.

*Italicized Part Numbers May Not Be Available.*  
 Las piezas con números en *italicas* pueden no estar disponibles.  
 Les numéros de pièce en *italiques* peuvent ne pas être disponibles.



Pass Car Light Truck Fuel Filter Section

AUDI 2017-2016

Year/Año/Année Model/Modelo/Modèle Engine/Motor/Moteur	Eng. Code Código de motor Code moteur	VIN NIV NIV	GOLD Fuel Combustible Carburant	ProSelect Fuel Combustible Carburant	Year/Año/Année Model/Modelo/Modèle Engine/Motor/Moteur	Eng. Code Código de motor Code moteur	VIN NIV NIV	GOLD Fuel Combustible Carburant	ProSelect Fuel Combustible Carburant
<b>AUDI (Cont'd/Suite)</b>					<b>AUDI (Cont'd/Suite)</b>				
<b>2017 (Cont'd/Suite)</b>					<b>2016</b>				
<b>A6 QUATTRO</b>					<b>A1</b>				
L4 2.0L Turbo	CYNB		N/S	N/S	L4 1.4L 1390cc Turbo (Mex.)		3814	N/A	N/A
V6 3.0L 2995cc Super Charged			N/S	N/S	L4 1.8L 1780cc (Mex.)	MG		N/A	N/A
<b>A7</b>					<b>A3</b>				
V6 3.0L 2995cc Super Charged			N/S	N/S	L4 1.4L 1395cc TFSI (Mex.)			N/S	N/S
<b>A7 QUATTRO</b>					L4 1.8L 1798cc 110 CID TFSI Turbo				
V6 3.0L 2995cc Super Charged			N/S	N/S	L4 2.0L 1968cc 120 CID Turbo Diesel		C J	N/S	N/S
<b>A8</b>					L4 2.0L Turbo				
V6 3.0L TURBO	CREC		N/S	N/S	<b>A3 QUATTRO</b>				
V8 4.0L 3993cc 244 CID TFSI Turbo (Mex.)			N/A	N/A	L4 2.0L 1984cc 121 CID Turbo				
<b>A8 QUATTRO</b>					<b>A3 SPORTBACK E-TRON</b>				
V6 3.0L 2995cc Super Charged			N/S	N/S	L4 1.4L 1395cc 85 CID Electric/Gas				
V8 4.0L 3993cc Twin Turbo	CTGF		N/S	N/S	<b>A4</b>				
W12 6.3L 6229cc	CTNA		N/A	N/A	L4 1.8L 1800CC 110CID Turbo (Mex.)				
<b>Q3</b>					L4 2.0L 1984cc 121 CID Turbo				
L4 2.0L 1984cc 121 CID Turbo	CCTA		N/S	N/S	L4 2.0L 1984cc 121 CID Turbo Flex				
<b>Q3 QUATTRO</b>					<b>A4 QUATTRO</b>				
L4 2.0L 1984cc 121 CID Turbo	CCTA		N/S	N/S	L4 2.0L 1984cc 121 CID Turbo Flex				
<b>Q5</b>					L4 2.0L 1984cc 121 CID Turbo				
L4 2.0L 1984cc 121 CID Turbo Flex	CPMB		N/S	N/S	<b>A5</b>				
V6 3.0L 2995cc Super Charged	CTUC		N/S	N/S	L4 1.8L 1798cc 110 CID TFSI Turbo (Mex.)				
<b>Q5 HYBRID PRESTIGE</b>					L4 2.0L 1984cc TFSI Turbo (Mex.)				
L4 2.0L 1984cc 121 CID Turbo Electric/Gas	CHJA		N/S	N/S	V6 3.0L 2995cc Super Charged (Mex.)				
<b>Q7</b>					<b>A5 QUATTRO</b>				
L4 2.0L Turbo	CYMC		N/S	N/S	L4 2.0L 1984cc 121 CID Turbo				
V6 3.0L 2995cc Super Charged			N/S	N/S	L4 2.0L 1984cc 121 CID Turbo Flex				
<b>R8</b>					<b>A6</b>				
V10 5.2L 5204cc			N/S	N/S	1.8 TFSI (Mex.)				
<b>RS 3</b>					L4 2.0L Turbo				
L5 2.5L 2480cc Turbo			N/S	N/S	V6 3.0L 2976CC Turbo Diesel Diesel				
<b>RS7</b>					V6 3.0L 2995cc Super Charged				
V8 4.0L TWIN TURBO	CWUC		N/S	N/S	<b>A6 QUATTRO</b>				
V8 4.0L 3993cc Turbo	CWUB		N/S	N/S	L4 2.0L Turbo				
<b>S3</b>					V6 3.0L 2976cc 181 CID Turbo Diesel				
L4 2.0L 1984cc Turbo	CYFB		N/S	N/S	V6 3.0L 2995cc Super Charged				
<b>S5</b>					<b>A7</b>				
V6 3.0L 2995cc Super Charged	CTUB		N/S	N/S	L4 2.0L 1984CC 121CID (Mex.)				
<b>S6</b>					V6 3.0L 2995cc Super Charged				
V8 4.0L 3993cc Twin Turbo	CTGE		N/S	N/S	<b>A7 QUATTRO</b>				
<b>S7</b>					V6 3.0L 2995cc				
V8 4.0L 3993cc Twin Turbo	CTGE		N/S	N/S	V6 3.0L 2995cc Super Charged				
<b>S8</b>					<b>A8</b>				
V8 4.0L 3993cc Twin Turbo	CTGF		N/S	N/S	V6 3.0L 2995cc Super Charged (Mex.)				
<b>SQ5</b>					V8 4.0L 3993cc 244 CID TFSI Turbo (Mex.)				
V6 3.0L 2995cc Super Charged	CTUD		N/S	N/S	W12 6.3L 6229cc				
<b>TT</b>					<b>A8 QUATTRO</b>				
L4 1.8L (Mex.)			N/S	N/S	L4 2.0L Turbo				
<b>TT QUATTRO</b>					V6 3.0L 2976cc 181 CID Turbo Diesel				
L4 2.0L 1984cc 121 CID Turbo			N/S	N/S	V6 3.0L 2995cc Super Charged				
<b>TTS</b>					<b>A7</b>				
L4 2.0L 1984cc Turbo	CYFB		N/S	N/S	L4 2.0L 1984CC 121CID (Mex.)				
<b>TTS QUATTRO</b>					V6 3.0L 2995cc Super Charged				
L4 2.0L 1984cc Turbo	CYFB		N/S	N/S	V6 3.0L 2995cc Super Charged				
<b>ALLROAD</b>					<b>A7 QUATTRO</b>				
L4 2.0L 1984cc 121 CID Turbo Flex	CPMB		N/S	N/S	V6 3.0L 2995cc				
<b>Q3</b>					V6 3.0L 2995cc Super Charged				
1.4 TFSI (Mex.)			N/S	N/S	<b>A8</b>				
L4 2.0L 1984cc 121 CID Turbo	CCTA		N/S	N/S	V6 3.0L 2995cc Super Charged (Mex.)				
<b>Q3 QUATTRO</b>					V8 4.0L 3993cc 244 CID TFSI Turbo (Mex.)				
L4 2.0L 1984cc 121 CID Turbo	CCTA		N/S	N/S	W12 6.3L 6229cc				
<b>Q3 QUATTRO</b>					<b>A8 QUATTRO</b>				
L4 2.0L 1984cc 121 CID Turbo	CCTA		N/S	N/S	V6 3.0L 2995cc				
<b>Q3 QUATTRO</b>					V8 4.0L 3993cc Twin Turbo				
L4 2.0L 1984cc 121 CID Turbo	CCTA		N/S	N/S	<b>ALLROAD</b>				
<b>Q3 QUATTRO</b>					L4 2.0L 1984cc 121 CID Turbo Flex				
L4 2.0L 1984cc 121 CID Turbo	CCTA		N/S	N/S	<b>Q3</b>				
<b>Q3 QUATTRO</b>					1.4 TFSI (Mex.)				
L4 2.0L 1984cc 121 CID Turbo	CCTA		N/S	N/S	L4 2.0L 1984cc 121 CID Turbo				
<b>Q3 QUATTRO</b>					<b>Q3 QUATTRO</b>				
L4 2.0L 1984cc 121 CID Turbo	CCTA		N/S	N/S	L4 2.0L 1984cc 121 CID Turbo				

See pages 13-16 for footnotes.

*Italicized Part Numbers May Not Be Available.*  
 Las piezas con números en *italicas* pueden no estar disponibles.  
 Les numéros de pièce en *italiques* peuvent ne pas être disponibles.

P  
a  
s  
s  
C  
a  
r  
L  
i  
g  
h  
t  
T  
r  
u  
c  
k  
F  
u  
e  
l  
F  
i  
l  
t  
e  
r  
s



AUDI 2016-2015

Pass Car Light Truck Fuel Filter Section

Year/Año/Année Model/Modelo/Modele Engine/Motor/Moteur	Eng. Code Código de motor Code moteur	VIN NIV NIV	GOLD Fuel Combustible Carburant	ProSelect Fuel Combustible Carburant	Year/Año/Année Model/Modelo/Modele Engine/Motor/Moteur	Eng. Code Código de motor Code moteur	VIN NIV NIV	GOLD Fuel Combustible Carburant	ProSelect Fuel Combustible Carburant
<b>AUDI (Cont'd/Suite)</b>					<b>AUDI (Cont'd/Suite)</b>				
<b>2016 (Cont'd/Suite)</b>					<b>2015 (Cont'd/Suite)</b>				
<b>Q5</b>					<b>A4 (Cont'd/Suite)</b>				
L4 2.0L 1984cc Turbo			N/S	N/S	L4 2.0L 1984cc 121 CID Turbo	CAED	F	N/S	N/S
V6 3.0L 2995cc Super Charged	CTUC	G	N/S	N/S	<b>A4 QUATTRO</b>				
<b>Q5 HYBRID PRESTIGE</b>					L4 2.0L 1984cc 121 CID Turbo Flex				
L4 2.0L 1984cc 121 CID Turbo Electric/Gas	CHJA		N/S	N/S	<b>A5</b>				
<b>Q7</b>					L4 1.8L 1798cc 110 CID TFSI Turbo (Mex.)				
L4 2.0L 1984CC 121CID (Mex.)			N/S	N/S	L4 2.0L 1984cc 121 CID Turbo	CAED		N/S	N/S
V6 3.0L Super Charged	CTWA		N/S	N/S	V6 3.0L 2995cc Super Charged (Mex.)			N/S	N/S
	CTWB		N/S	N/S	<b>A5 QUATTRO</b>				
V6 3.0L Turbo	CLZB		N/S	N/S	L4 2.0L 1984cc 121 CID Turbo				
<b>R8</b>					<b>A6</b>				
V10 5.2L 5204cc	CTYA		3831	N/A	L4 2.0L 1984cc 121 CID Turbo				
V10 5.2L 5204cc (Mex.)	CTYA		3831	N/A	<b>A6 QUATTRO</b>				
V8 4.2L 4163cc (Mex.)	CNDA		3831	N/A	V6 3.0L 2995cc Super Charged				
<b>RS 5</b>					<b>A7</b>				
V8 4.2L 4163cc (Mex.)	CFSA		N/S	N/S	V6 3.0L 2995cc Super Charged (Mex.)				
<b>RS7</b>					<b>A7 QUATTRO</b>				
V8 4.0L 3993cc 243 CID Turbo	CRDB		N/S	N/S	V6 3.0L 2995cc Super Charged				
V8 4.0L 3993cc Turbo	CWUB		N/S	N/S	<b>A8</b>				
<b>S3</b>					V8 4.0L 3993cc 244 CID TFSI Turbo (Mex.)				
L4 2.0L 1984cc Turbo	CYFB		N/S	N/S	<b>A8 QUATTRO</b>				
L4 2.0L 1984cc Turbo	CJXC		N/S	N/S	V6 3.0L 2995cc Super Charged				
<b>S4</b>					V8 4.0L 3993cc 243 CID Turbo				
V6 3.0L 2995cc Super Charged	CTUB		N/S	N/S	V6 3.0L 2995cc Super Charged				
<b>S5</b>					V8 4.0L 3993cc 243 CID Turbo				
V6 3.0L 2995cc Super Charged	CTUB		N/S	N/S	V8 4.0L 3993cc 243 CID Turbo				
<b>S6</b>					<b>A8 QUATTRO L TDI</b>				
V8 4.0L 3993cc 243 CID Turbo	CEUC		N/S	N/S	V6 3.0L 2967cc 181 CID Turbo Diesel	CPNA		N/A <sup>61</sup>	N/A <sup>61</sup>
V8 4.0L 3993cc Twin Turbo	CTGE		N/S	N/S	<b>A8 QUATTRO L W12</b>				
<b>S7</b>					W12 6.3L 6229cc 384 CID				
V8 4.0L 3993cc 243 CID Turbo	CEUC		N/S	N/S	4				
V8 4.0L 3993cc Twin Turbo	CTGE		N/S	N/S	<b>ALLROAD QUATTRO</b>				
<b>S8</b>					L4 2.0L 1984cc 121 CID Turbo Flex				
V8 4.0L	CTFA		N/S	N/S	<b>Q3</b>				
V8 4.0L 3993cc Twin Turbo	CGTA		N/S	N/S	L4 2.0L 1984cc 121 CID Turbo				
<b>SQ5</b>					CCTA				
V6 3.0L	CGQB		N/S	N/S	<b>Q5</b>				
V6 3.0L 2995cc Super Charged	CTUD		N/S	N/S	L4 2.0L 1984cc 121 CID Turbo Flex				
<b>TT</b>					CPMB				
L4 1.8L (Mex.)			N/S	N/S	V6 3.0L 2995cc Super Charged	CTUC	F	N/S	N/S
<b>TT QUATTRO</b>					G				
L4 2.0L 1984cc 121 CID Turbo			N/S	N/S	<b>Q5 HYBRID PRESTIGE</b>				
<b>TTS QUATTRO</b>					L4 2.0L 1984cc 121 CID Turbo Electric/Gas				
L4 2.0L 1984cc Turbo	CYFB		N/S	N/S	CHJA	F	N/S	N/S	
<b>2015</b>					<b>Q5 TDI Premium Plus</b>				
<b>A1</b>					V6 3.0L 2967cc 181 CID Turbo Diesel				
L4 1.4L 1390cc Turbo (Mex.)			3814	N/A	<b>Q7</b>				
L4 1.8L 1780cc (Mex.)	MG		N/A	N/A	V6 3.0L 2995cc Super Charged				
<b>A3</b>					CTWB				
L4 1.4L 1390cc Turbo (Mex.)			3814	N/A	V8 4.2L 4134cc Turbo Diesel (Mex.)				
L4 1.8L 1798cc 110 CID TFSI Turbo		C	N/S	N/S	<b>Q7 TDI</b>				
L4 2.0L 1968cc 120 CID Turbo Diesel		J	308477	N/A	V6 3.0L 2967cc 181 CID Turbo Diesel				
L4 2.0L 1984cc 121 CID Turbo		F	N/S	N/S	CNRB				
<b>A4</b>					<b>R8</b>				
L4 1.8L 1800CC 110CID Turbo (Mex.)			N/S	N/S	V10 5.2L 5204cc	CTYA	U	3831	N/A
<b>2015</b>					V8 4.2L 4163cc				
<b>A3</b>					CND A				
L4 1.4L 1390cc Turbo (Mex.)			3814	N/A	<b>RS 5</b>				
L4 1.8L 1798cc 110 CID TFSI Turbo		C	N/S	N/S	V8 4.2L 4163cc 254 CID				
L4 2.0L 1968cc 120 CID Turbo Diesel		J	308477	N/A	CFSA	6	N/S	N/S	
L4 2.0L 1984cc 121 CID Turbo		F	N/S	N/S	<b>RS7</b>				
<b>A4</b>					V8 4.0L 3993cc 243 CID Turbo				
L4 1.8L 1800CC 110CID Turbo (Mex.)			N/S	N/S	CRDB		N/S	N/S	

See pages 13-16 for footnotes.

*Italicized Part Numbers May Not Be Available.*  
 Las piezas con números en *italicas* pueden no estar disponibles.  
 Les numéros de pièce en *italiques* peuvent ne pas être disponibles.



Pass Car Light Truck Fuel Filter Section

AUDI 2015-2014

Year/Año/Année Model/Modelo/Modèle Engine/Motor/Moteur	Eng. Code Código de motor Code moteur	VIN NIV NIV	GOLD Fuel Combustible Carburant	ProSelect Fuel Combustible Carburant	Year/Año/Année Model/Modelo/Modèle Engine/Motor/Moteur	Eng. Code Código de motor Code moteur	VIN NIV NIV	GOLD Fuel Combustible Carburant	ProSelect Fuel Combustible Carburant
<b>AUDI (Cont'd/Suite)</b>					<b>AUDI (Cont'd/Suite)</b>				
<b>2015 (Cont'd/Suite)</b>					<b>2014 (Cont'd/Suite)</b>				
<b>S3</b>					<b>A8</b>				
L4 2.0L 1984cc 121 CID Turbo			N/S	N/S	V8 4.0L 3993cc 244 CID TFSI Turbo (Mex.)			N/A	N/A
<b>S4</b>					<b>A8 QUATTRO</b>				
V6 3.0L 2995cc Super Charged	CTUB		N/S	N/S	V6 3.0L 2967cc Turbo Diesel			N/S	N/S
<b>S5</b>					V6 3.0L 2995cc Super Charged	CTUB	G	N/S	N/S
V6 3.0L 2995cc Super Charged	CTUB		N/S	N/S	V8 4.0L 3993cc 243 CID Turbo	CEUA	G	N/S	N/S
<b>S6</b>					<b>A8 QUATTRO L</b>				
V8 4.0L 3993cc 243 CID Turbo	CEUC		N/S	N/S	V6 3.0L 2995cc Super Charged	CTUB	G	N/S	N/S
<b>S7</b>					V8 4.0L 3993cc 243 CID Turbo	CEUA	G	N/S	N/S
V8 4.0L 3993cc 243 CID Turbo	CEUC		N/S	N/S	<b>A8 QUATTRO L W12</b>				
<b>S8</b>					V12 6.3L 6229cc 384 CID	CEJA	4	N/S	N/S
V8 4.0L 3993cc 243 CID Turbo	CGTA		N/S	N/S	<b>ALLROAD</b>				
<b>SQ5</b>					L4 2.0L 1984cc 121 CID Turbo Flex	CPMB		N/S	N/S
V6 3.0L 2995cc Super Charged	CTUD		N/S	N/S	<b>ALLROAD QUATTRO</b>				
<b>TT COUPE</b>					L4 2.0L 2000CC 122CID			N/S	N/S
L4 2.0L 1984cc 121 CID Turbo	CETA	F	3814	N/A	<b>Q3</b>				
<b>TT ROADSTER</b>					L4 2.0L 1968cc Diesel (Mex.)			300114	N/A
L4 2.0L 1984cc 121 CID Turbo	CETA	F	3814	N/A	L4 2.0L 1984cc Turbo (Mex.)			N/S	N/S
<b>TTS COUPE</b>					<b>Q5</b>				
L4 2.0L 1984cc Turbo	CDMA		3814	N/A	L4 2.0L 1984cc 121 CID Turbo Flex	CPMB	F	N/S	N/S
<b>TTS ROADSTER</b>					V6 3.0L 2995cc Super Charged	CTUC	G	N/S	N/S
L4 2.0L 1984cc Turbo	CDMA		3814	N/A	<b>Q5 HYBRID PRESTIGE</b>				
<b>2014</b>					L4 2.0L 1984cc 121 CID Turbo Electric/Gas	CHJA	F	N/S	N/S
<b>A1</b>					<b>Q5 TDI Premium Plus</b>				
L4 1.2L 1197cc Turbo (Mex.)			3814	N/A	V6 3.0L 2967cc 181 CID Turbo Diesel	CPNB	M	N/A	N/A
L4 1.4L 1390cc Turbo (Mex.)			3814	N/A	<b>Q7</b>				
<b>A3</b>					V6 3.0L 2995cc Super Charged	CTWB		N/S	N/S
L4 1.4L 1400CC 85CID Turbo (Mex.)			3814	N/A	V8 4.2L 4134cc Turbo Diesel (Mex.)			N/A	N/A
L4 1.8L 1781cc FSI Turbo (Mex.)			N/S	N/S	<b>Q7 TDI</b>				
<b>A4</b>					V6 3.0L 2967cc 181 CID Turbo Diesel	CNRB		3434 (Cart.) N/A In-Line	N/A (Cart.) N/A In-Line
L4 1.8L 1800CC 110CID Turbo (Mex.)			N/S	N/S	<b>R8</b>				
L4 2.0L 1984cc 121 CID Turbo	CAED	F	N/S	N/S	V10 5.2L 5204cc	CTYA		3831	N/A
V6 3.0L 2995cc Super Charged (Mex.)			N/S	N/S	V8 4.2L 4163cc	CNDA	U	3831	N/A
<b>A4 QUATTRO</b>					<b>RS 5</b>				
L4 2.0L 1984cc 121 CID Turbo	CAED		N/S	N/S	V8 4.2L 4163cc 254 CID	CFSA	6	N/S	N/S
L4 2.0L 1984cc 121 CID Turbo Flex	CPMB		N/S	N/S	<b>RS7</b>				
<b>A5</b>					V8 4.0L 3993cc 243 CID Turbo	CRDB		N/S	N/S
L4 1.8L 1798cc 110 CID TFSI Turbo (Mex.)			N/S	N/S	<b>S3</b>				
L4 2.0L 1984cc 121 CID Turbo	CAED		N/S	N/S	L4 2.0L 1984cc Turbo (Mex.)			N/S	N/S
L4 2.0L 1984cc 121 CID Turbo Flex	CPMB	F	N/S	N/S	<b>S4</b>				
V6 3.0L 2995cc Super Charged (Mex.)			N/S	N/S	V6 3.0L 2995cc Super Charged	CTUB		N/S	N/S
<b>A5 Cabriolet</b>					<b>S5</b>				
L4 2.0L 1984cc 121 CID Turbo	CAED		N/S	N/S	V6 3.0L 2995cc Super Charged	CTUB		N/S	N/S
<b>A5 QUATTRO</b>					<b>S6</b>				
L4 2.0L 1984cc 121 CID Turbo			N/S	N/S	V8 4.0L 3993cc 243 CID Turbo	CEUC		3831	N/A
<b>A6</b>					<b>S7</b>				
L4 2.0L 1984cc 121 CID Turbo	CAED		N/S	N/S	V8 4.0L 3993cc 243 CID Turbo	CEUC		N/S	N/S
<b>A6 QUATTRO</b>					<b>S8</b>				
V6 3.0L 2967cc 181 CID Turbo Diesel	CPNB		N/A	N/A	V8 4.0L 3993cc 243 CID Turbo	CGTA		N/S	N/S
V6 3.0L 2995cc Super Charged	CTUA		N/S	N/S	<b>SQ5</b>				
<b>A7</b>					V6 3.0L 2995cc Super Charged	CTUD		N/S	N/S
V6 3.0L 2995cc Super Charged (Mex.)			N/S	N/S					
<b>A7 QUATTRO</b>									
V6 3.0L 2995cc Super Charged	CTUA		N/S	N/S					

See pages 13-16 for footnotes.

*Italicized Part Numbers May Not Be Available.*  
 Las piezas con números en *italicas* pueden no estar disponibles.  
 Les numéros de pièce en *italiques* peuvent ne pas être disponibles.

P  
a  
s  
s  
C  
a  
r  
L  
i  
g  
h  
t  
T  
r  
u  
c  
k  
F  
u  
e  
l  
F  
i  
l  
t  
e  
r  
s





Year/Año/Année Model/Modelo/Modelé Engine/Motor/Moteur	Eng. Code Código de motor Code moteur	VIN NIV NIV	GOLD Fuel Combustible Carburant	ProSelect Fuel Combustible Carburant	Year/Año/Année Model/Modelo/Modelé Engine/Motor/Moteur	Eng. Code Código de motor Code moteur	VIN NIV NIV	GOLD Fuel Combustible Carburant	ProSelect Fuel Combustible Carburant
<b>AUDI (Cont'd/Suite)</b>					<b>AUDI (Cont'd/Suite)</b>				
<b>2014 (Cont'd/Suite)</b>					<b>2013 (Cont'd/Suite)</b>				
<b>TT</b>					<b>A8 QUATTRO</b>				
L4 1.8L 1798cc FSI Turbo (Mex.)			3814	N/A	V6 3.0L 2995cc Super Charged	CTUB	G	N/S	N/S
L4 2.0L 1984cc Turbo (Mex.)	CETA	F	3814	N/A	V8 4.0L 3993cc 243 CID Turbo	CEUA		N/S	N/S
<b>TT COUPE</b>					W12 6.3L 6229cc 384 CID				
L4 2.0L 1984cc 121 CID Turbo	CETA	F	3814	N/A	<b>ALLROAD</b>				
<b>TT QUATTRO</b>					L4 2.0L 1984cc 121 CID Turbo Flex				
L4 2.0L 1984cc 121 CID Turbo	CETA		3814	N/A	CPMA	F	N/S	N/S	
<b>TT QUATTRO Premium Plus</b>					<b>Q3</b>				
L4 2.0L 1984cc 121 CID Turbo	CETA		3814	N/A	L4 2.0L 1968cc Diesel (Mex.)			300114	N/A
<b>TT QUATTRO S</b>					L4 2.0L 1984cc Turbo (Mex.)				
L4 2.0L 1984cc 121 CID Turbo	CDMA		3814	N/A	Q5				
<b>TT ROADSTER</b>					L4 2.0L 1984cc 121 CID Turbo Flex				
L4 2.0L 1984cc 121 CID Turbo	CETA	F	3814	N/A	L4 2.0L 1984cc TFSI Turbo (Mex.)	CNCB		N/A	N/A
<b>TT RS</b>					V6 3.0L 2995cc Super Charged				
L5 2.5L 2480cc Turbo			3814	N/A	<b>Q5 HYBRID PRESTIGE</b>				
<b>TTS COUPE</b>					L4 2.0L 1984cc 121 CID Turbo Electric/Gas				
L4 2.0L 1984cc Turbo	CDMA		3814	N/A	CHJA	8	N/S	N/S	
<b>TTS ROADSTER</b>					<b>Q5 TRENDY</b>				
L4 2.0L 1984cc Turbo	CDMA		3814	N/A	L4 2.0L 1984cc TFSI Turbo (Mex.)				
<b>2013</b>					<b>Q7</b>				
<b>A1</b>					V6 3.0L 2995cc Super Charged				
L4 1.4L 1390cc Turbo (Mex.)			3814	N/A	CJWB	G	N/S	N/S	
<b>A3</b>					CTWA				
L4 1.4L 1400CC 85CID Turbo (Mex.)			3814	N/A	CTWB	G	N/S	N/S	
L4 1.8L 1781cc FSI Turbo (Mex.)			N/S	N/S			N/S	N/S	
L4 2.0L 1984cc 121 CID Turbo	CBFA	F	3814	N/A	V8 4.2L 4134cc Turbo Diesel (Mex.)				
	CCTA	E	3814	N/A	<b>Q7 TDI</b>				
<b>A3 QUATTRO</b>					L4 2.0L 1968cc Turbo Diesel				
L4 2.0L 1984cc 121 CID Turbo	CCTA		3256	N/A	CBEA		3256	N/A	
<b>A3 TDI</b>					V6 3.0L 2967cc 181 CID Turbo Diesel				
L4 2.0L 1968cc 120 CID Turbo Diesel	CBEA	J	3256	N/A	CNRB	M	3434 (Cart.) N/A In-Line	N/A (Cart.) N/A In-Line	
<b>A4</b>					<b>RS 5</b>				
L4 1.8L 1800CC 110CID Turbo (Mex.)			N/S	N/S	V8 4.2L 4163cc 254 CID				
L4 2.0L 1984cc 121 CID Turbo	CAEB	F	N/S	N/S	CFSA	6	N/S	N/S	
V6 3.0L 2995cc Super Charged (Mex.)			N/S	N/S	<b>S4</b>				
<b>A5</b>					V6 3.0L 2995cc Super Charged				
L4 1.8L 1798cc FSI Turbo (Mex.)			N/S	N/S	CGXC	G	N/S	N/S	
L4 2.0L 1984cc 121 CID Turbo	CAEB	F	N/S	N/S	<b>S5</b>				
L4 2.0L 1984cc 121 CID Turbo Flex	CPMA	F	N/S	N/S	V6 3.0L 2995cc Super Charged				
V6 3.0L 2995cc Super Charged (Mex.)			N/S	N/S	CGXC	G	N/S	N/S	
<b>A5 Cabriolet</b>					<b>S6</b>				
L4 2.0L 1984cc 121 CID Turbo	CAEB		N/S	N/S	V8 4.0L 3993cc 243 CID Turbo				
<b>A6</b>					CEUC				
L4 2.0L 1984cc 121 CID Turbo	CAEB	F	N/S	N/S	<b>S7</b>				
V6 2.8L 2773cc (Mex.)			N/S	N/S	V8 4.0L 3993cc 243 CID Turbo				
V6 3.0L 2995cc Super Charged	CTUA		N/S	N/S	CEUC		N/S	N/S	
<b>A7</b>					<b>S8</b>				
V6 3.0L 2995cc Super Charged	CTUA	G	N/S	N/S	V8 4.0L 3993cc 243 CID Turbo				
<b>A7 QUATTRO</b>					CGTA				
V6 3.0L 2995cc Super Charged	CGXB	G	N/S	N/S	<b>TT</b>				
<b>A8</b>					L4 1.8L 1798cc FSI Turbo (Mex.)				
V6 3.0L 2995cc Super Charged	CTUB	G	N/S	N/S	L4 2.0L 1984cc 121 CID Turbo	CETA	F	3814	N/A
V8 4.0L 3993cc 244 CID TFSI Turbo (Mex.)			N/A	N/A	<b>TT COUPE</b>				
<b>2012</b>					L4 2.0L 1984cc 121 CID Turbo				
<b>A1</b>					L4 2.0L 1984cc 121 CID Turbo				
L4 1.4L 1390cc Turbo (Mex.)			3814	N/A	CDMA	1	3814	N/A	
<b>2011</b>					<b>TT ROADSTER</b>				
<b>A1</b>					L4 2.0L 1984cc 121 CID Turbo				
L4 1.4L 1390cc Turbo (Mex.)			3814	N/A	CETA	F	3814	N/A	
<b>2010</b>					<b>TT RS</b>				
<b>A1</b>					L5 2.5L 2480cc Turbo				
L4 1.4L 1390cc Turbo (Mex.)			3814	N/A	CEPB	3	3814	N/A	

See pages 13-16 for footnotes.

*Italicized Part Numbers May Not Be Available.*  
 Las piezas con números en *italicas* pueden no estar disponibles.  
 Les numéros de pièce en *italiques* peuvent ne pas être disponibles.



Pass Car Light Truck Fuel Filter Section

AUDI 2012-2011

Year/Año/Année Model/Modelo/Modèle Engine/Motor/Moteur	Eng. Code Código de motor Code moteur	VIN NIV NIV	GOLD Fuel Combustible Carburant	ProSelect Fuel Combustible Carburant	Year/Año/Année Model/Modelo/Modèle Engine/Motor/Moteur	Eng. Code Código de motor Code moteur	VIN NIV NIV	GOLD Fuel Combustible Carburant	ProSelect Fuel Combustible Carburant
<b>AUDI (Cont'd/Suite)</b>					<b>AUDI (Cont'd/Suite)</b>				
<b>2012 (Cont'd/Suite)</b>					<b>2012 (Cont'd/Suite)</b>				
<b>A3</b>					<b>TT (Cont'd/Suite)</b>				
L4 1.4L 1400CC 85CID Turbo (Mex.)			3814	N/A	L4 2.0L 1984cc 121 CID Turbo	CETA	F	3814	N/A
L4 1.8L 1781cc FSI Turbo (Mex.)			3814	N/A	<b>TT QUATTRO S</b>				
L4 2.0L 1984cc 121 CID Turbo	CBFA	E,F	3814	N/A	L4 2.0L 1984cc 121 CID Turbo	CDMA	1	3814	N/A
	CCTA	E,F	3814	N/A	<b>TT RS</b>				
<b>A3 TDI</b>					L5 2.5L 2480cc Turbo	CEPB		3814	N/A
L4 2.0L 1968cc 120 CID Turbo Diesel	CBEA	L	3256	N/A	L5 2.5L 2480cc Turbo (Mex.)			3814	N/A
<b>A4</b>					<b>2011</b>				
L4 1.8L 1800CC 110CID Turbo (Mex.)			N/S	N/S	<b>A1</b>				
L4 2.0L 1984cc 121 CID Turbo	CAEB	F	N/S	N/S	L4 1.4L 1390cc Turbo (Mex.)			3814	N/A
V6 3.2L 3197cc (Mex.)			N/S	N/S	<b>A3</b>				
<b>A4 QUATTRO</b>					L4 1.4L 1400CC 85CID Turbo (Mex.)			3814	N/A
L4 1.8L (Mex.)			N/S	N/S	L4 1.8L 1781cc Turbo (Mex.)			3814	N/A
<b>A5</b>					L4 2.0L 1984cc 121 CID Turbo	CBFA	E,F	3814	N/A
L4 1.8L 1798cc FSI Turbo (Mex.)			N/S	N/S	V6 3.2L 3189cc (Mex.)		D	N/A	N/A
L4 2.0L 1984cc 121 CID Turbo	CAEB	F	N/S	N/S	<b>A3 AMBIENTE PLUS</b>				
V6 3.0L 2995cc Super Charged (Mex.)			N/S	N/S	L4 1.4L 1390cc Turbo (Mex.)			3814	N/A
<b>A6</b>					L4 1.8L 1781cc Turbo (Mex.)			3814	N/A
L4 2.0L 1984cc 121 CID Turbo	CAEB	F	N/S	N/S	<b>A3 CABRIO</b>				
V6 2.8L 2773cc (Mex.)			N/S	N/S	L4 1.8L 1781cc Turbo (Mex.)			3814	N/A
V6 3.0L 2995cc Super Charged	CGXB		N/S	N/S	L4 2.0L 1984cc Turbo (Mex.)			3814	N/A
<b>A7</b>					<b>A3 QUATTRO</b>				
V6 3.0L 2995cc Super Charged	CGXB		N/S	N/S	L4 2.0L 1984cc 121 CID Turbo	CCTA	E,F	3814	N/A
<b>A8</b>					<b>A3 SPORTBACK AMBIENTE PLUS</b>				
V8 4.2L 4163cc	CDRA		N/S	N/S	L4 1.4L 1390cc Turbo (Mex.)			3814	N/A
W12 6.3L 6229cc 384 CID	CEJA		N/S	N/S	L4 1.8L 1781cc Turbo (Mex.)			3814	N/A
<b>Q5</b>					<b>A3 TDI</b>				
L4 2.0L 1984cc 121 CID Turbo	CAEB	F	N/S	N/S	L4 2.0L 1968cc 120 CID Turbo Diesel	CBEA		3256	N/A
V6 3.0L 2967cc Turbo Diesel (Mex.)			N/A	N/A	<b>A4</b>				
V6 3.2L 3123cc	CALB		N/S	N/S	L4 1.8L 1781cc Turbo (Mex.)			N/S	N/S
<b>Q5 ELITE</b>					L4 2.0L 1984cc 121 CID Turbo	CAEB	F	N/S	N/S
L4 2.0L 1984cc TFSI Turbo (Mex.)			N/S	N/S	V6 3.2L 3197cc FSI (Mex.)			N/S	N/S
V6 3.2L 3197cc FSI (Mex.)			N/S	N/S	<b>A4 ELITE</b>				
<b>Q5 TRENDY</b>					V6 3.2L 3197cc (Mex.)			N/R	N/R
L4 2.0L 1984cc TFSI Turbo (Mex.)			N/S	N/S	<b>A4 LUXURY</b>				
<b>Q7</b>					L4 1.8L 1781cc Turbo (Mex.)			N/R	N/R
V6 3.0L 2995cc Super Charged	CJWB	G	N/S	N/S	L4 2.0L 1984cc Turbo (Mex.)			N/R	N/R
	CJWE	G	N/S	N/S	<b>A4 TRENDY</b>				
V8 4.2L 4134cc Turbo Diesel (Mex.)			N/A	N/A	L4 1.8L 1781cc Turbo (Mex.)			N/R	N/R
<b>Q7 TDI</b>					<b>A5</b>				
V6 3.0L 2967cc 181 CID Turbo Diesel	CATA	M	3434 (Cart.) N/A In-Line	N/A (Cart.) N/A In-Line	L4 2.0L 1984cc 121 CID Turbo	CAEB	F	N/S	N/S
<b>R8</b>					V6 3.2L 3197cc FSI (Mex.)			N/S	N/S
V10 5.2L 5204cc	BUJ		3831	N/A	<b>A5 SPORTBACK LUXURY</b>				
	CMPA		3831	N/A	L4 2.0L 1984cc Turbo (Mex.)			N/R	N/R
V8 4.2L 4163cc	CNDA		3831	N/A	<b>A6</b>				
<b>S4</b>					V6 2.8L 2773cc (Mex.)			3831	N/A
V6 3.0L 2995cc Super Charged	CCBA	G	N/S	N/S	V6 3.2L 3123cc	CALA	K	3831	N/A
<b>S5</b>					<b>A6 QUATTRO</b>				
V6 3.0L 2995cc Super Charged	CAKA	G	3831	N/A	V6 3.0L 2995cc Super Charged	CCAA	G	3831	N/A
	CCBA	G	3831	N/A	V8 4.2L 4163cc	BVJ	V	3831	N/A
V8 4.2L 4163cc	CAUA	V	N/S	N/S	<b>A8</b>				
<b>TT</b>					V8 4.2L 4163cc	CDRA		N/S	N/S
L4 1.8L 1798cc FSI Turbo (Mex.)			3814	N/A	<b>A8 L</b>				
					V8 4.2L 4163cc	CDRA		N/S	N/S

See pages 13-16 for footnotes.

*Italicized Part Numbers May Not Be Available.*  
Las piezas con números en *italicas* pueden no estar disponibles.  
Les numéros de pièce en *italiques* peuvent ne pas être disponibles.

P  
a  
s  
s  
C  
a  
r  
L  
i  
g  
h  
t  
T  
r  
u  
c  
k  
F  
u  
e  
l  
F  
i  
l  
t  
e  
r  
s



AUDI 2011-2009

Pass Car Light Truck Fuel Filter Section

Year/Año/Année Model/Modelo/Modele Engine/Motor/Moteur	Eng. Code Código de motor Code moteur	VIN NIV NIV	GOLD Fuel Combustible Carburant	ProSelect Fuel Combustible Carburant	Year/Año/Année Model/Modelo/Modele Engine/Motor/Moteur	Eng. Code Código de motor Code moteur	VIN NIV NIV	GOLD Fuel Combustible Carburant	ProSelect Fuel Combustible Carburant	
<b>AUDI (Cont'd/Suite)</b>					<b>AUDI (Cont'd/Suite)</b>					
<b>2011 (Cont'd/Suite)</b>					<b>2010 (Cont'd/Suite)</b>					
<b>Q5</b>					<b>A5</b>					
L4 2.0L 1984cc 121 CID Turbo	CAEB	F	N/S	N/S	L4 2.0L 1984cc 121 CID Turbo	CAEB	F	N/S	N/S	
V6 3.2L 3123cc	CALB		N/S	N/S	V6 3.2L 3123cc	CALA	K	N/S	N/S	
<b>Q5 ELITE</b>					<b>A6</b>					
L4 2.0L 1984cc TFSI Turbo (Mex.)			N/S	N/S	V6 2.8L 2773cc (Mex.)			3831	N/A	
V6 3.2L 3197cc FSI (Mex.)			N/S	N/S	V6 3.0L 2995cc Super Charged	CCAA	G	3831	N/A	
<b>Q5 TRENDY</b>					V6 3.2L 3123cc	CALA	K	3831	N/A	
L4 2.0L 1984cc TFSI Turbo (Mex.)			N/S	N/S	V8 4.2L 4163cc	BJV	V	3831	N/A	
<b>Q7</b>					<b>A8</b>					
V6 3.0L 2995cc Super Charged	CJWB	G	N/S	N/S	V8 4.2L 4163cc	BJV	V	3831	N/A	
	CJWC	G	N/S	N/S	W12 6.0L 5998cc (Mex.)	BSB		3521	23521	
V8 4.2L 4134cc Turbo Diesel (Mex.)			N/A	N/A	<b>A8 L</b>					
<b>Q7 ELITE QUATTRO</b>					V8 4.2L 4163cc		BJV	V	3831	N/A
V8 4.2L 4163cc (Mex.)			N/R	N/R	<b>Q5</b>					
<b>Q7 TDI</b>					L4 2.0L 1984cc TFSI Turbo (Mex.)	CNCB		N/S	N/S	
V6 3.0L 2967cc 181 CID Turbo Diesel	CATA	M	3434	N/A	V6 3.0L 2967cc Turbo Diesel (Mex.)			N/A	N/A	
<b>R8</b>					V6 3.2L 3123cc	CALB		N/S	N/S	
V10 5.2L 5204cc	BUJ		3831	N/A	<b>Q5 ELITE</b>					
V8 4.2L 4163cc	CNDA		3831	N/A	L4 2.0L 1984cc TFSI Turbo (Mex.)			N/S	N/S	
<b>RS 5 QUATTRO</b>					<b>Q7</b>					
V8 4.2L 4163cc (Mex.)			N/R	N/R	V8 3.6L 3597cc	BHK	Y	N/S	N/S	
<b>S4</b>					V8 4.2L 4134cc Turbo Diesel (Mex.)			N/A	N/A	
V6 3.0L 2995cc Super Charged	CCBA	G	N/S	N/S	V8 4.2L 4163cc	BAR		N/S	N/S	
<b>S5</b>					<b>Q7 TDI</b>					
V6 3.0L 2995cc Super Charged	CAKA	G	3831	N/A	V6 3.0L 2967cc 181 CID Turbo Diesel	CATA	M	3434	N/A	
	CCBA	G	3831	N/A	<b>R8</b>					
V8 4.2L 4163cc	CAUA	V	N/S	N/S	V10 5.2L 5204cc	BUJ		3831	N/A	
<b>S6</b>					V8 4.2L 4163cc	BYH	U	3831	N/A	
V10 5.2L 5204cc	BXA	N	3831	N/A	<b>S3</b>					
<b>TT</b>					L4 2.0L 1984cc Turbo (Mex.)			N/S	N/S	
L4 2.0L 1984cc 121 CID Turbo	CETA	F	3814	N/A	<b>S4</b>					
<b>TT COUPE</b>					V6 3.0L 2995cc Super Charged	CCBA	G	N/S	N/S	
L4 1.8L 1781cc Turbo (Mex.)			3521	23521	<b>S5</b>					
<b>TT QUATTRO S</b>					V6 3.0L 2995cc Super Charged	CAKA	G	3831	N/A	
L4 2.0L 1984cc 121 CID Turbo	CDMA	F	3814	N/A		CCBA	G	3831	N/A	
<b>TT RS</b>					V8 4.2L 4163cc	CAUA	V	N/S	N/S	
L5 2.5L 2480cc Turbo (Mex.)			3814	N/A	<b>S6</b>					
<b>2010</b>					V10 5.2L 5204cc	BXA	N	3831	N/A	
<b>A1</b>					<b>S8</b>					
L4 1.4L 1390cc Turbo (Mex.)			3814	N/A	V10 5.2L 5204cc (Mex.)			3831	N/A	
<b>A3</b>					<b>TT</b>					
L4 1.4L 1390cc Turbo (Mex.)			3814	N/A	L4 2.0L 1984cc Turbo (Mex.)			3814	N/A	
L4 1.8L 1781cc FSI Turbo (Mex.)			3814	N/A	V6 3.2L 3189cc (Mex.)	BUB		3833 <sup>154</sup>	23833 <sup>154</sup>	
L4 2.0L 1984cc 121 CID Turbo	CBFA	E,F	3814	N/A	<b>TT QUATTRO</b>					
	CCTA	E,F	3814	N/A	L4 2.0L 1984cc 121 CID Turbo	CCTA	F	3814	N/A	
L4 2.0L 1984cc Turbo (Mex.)			3814	N/A	<b>TT QUATTRO S</b>					
V6 3.2L 3189cc (Mex.)		D	N/A	N/A	L4 2.0L 1984cc 121 CID Turbo	CDMA	F	3814	N/A	
<b>A3 TDI</b>					<b>2009</b>					
L4 2.0L 1968cc 120 CID Turbo Diesel	CBEA		3832 <sup>308</sup> 3037 <sup>309</sup> 3256 <sup>426</sup>	23832 <sup>308</sup> 23037 <sup>309</sup> N/A <sup>426</sup>	<b>A3</b>					
<b>A4</b>					L4 1.4L 1390cc Turbo (Mex.)			3814	N/A	
L4 1.8L 1798cc 110 CID TFSI Turbo (Mex.)			N/S	N/S	L4 1.4L TFSI (Mex.)			3814	N/A	
L4 2.0L 1984cc 121 CID Turbo	CAEB	F	N/S	N/S	L4 1.8L 1781cc FSI Turbo (Mex.)			3814	N/A	
V6 3.2L 3123cc (Mex.)			N/S	N/S	L4 2.0L 1984cc 121 CID Turbo	CBFA	E,F	3814	N/A	
					V6 3.2L 3189cc 195 CID	CCTA	E,F	3814	N/A	
						CBRA	D	3833 <sup>154</sup>	23833 <sup>154</sup>	

See pages 13-16 for footnotes.

*Italicized Part Numbers May Not Be Available.*  
Las piezas con números en *italicas* pueden no estar disponibles.  
Les numéros de pièce en *italiques* peuvent ne pas être disponibles.



Pass Car Light Truck Fuel Filter Section

AUDI 2009-2007

Year/Año/Année Model/Modelo/Modèle Engine/Motor/Moteur	Eng. Code Código de motor Code moteur	VIN NIV NIV	GOLD Fuel Combustible Carburant	ProSelect Fuel Combustible Carburant	Year/Año/Année Model/Modelo/Modèle Engine/Motor/Moteur	Eng. Code Código de motor Code moteur	VIN NIV NIV	GOLD Fuel Combustible Carburant	ProSelect Fuel Combustible Carburant
<b>AUDI (Cont'd/Suite)</b>					<b>AUDI (Cont'd/Suite)</b>				
<b>2009 (Cont'd/Suite)</b>					<b>2008 (Cont'd/Suite)</b>				
<b>A4</b>					<b>A4</b>				
L4 1.8L 1798cc 110 CID TFSI Turbo (Mex.)			N/S	N/S	L4 1.8L 1798cc 110 CID TFSI Turbo (Mex.)			N/S	N/S
L4 2.0L 1984cc 121 CID Turbo	BWT	F	3831	N/A	L4 2.0L 1984cc 121 CID Turbo	BWT	F	3831	N/A
	CAEB	F	N/S	N/S	V6 3.2L 3123cc	BKH	H	3831	N/A
V6 3.2L 3123cc	BKH	H	3831	N/A	<b>A4 VANGARD</b>				
	CALA	K	N/S	N/S	L4 1.8L 1781cc Turbo			3179	23179
<b>A5</b>					<b>A5</b>				
V6 3.2L 3123cc	CALA	K	N/S	N/S	V6 3.2L 3123cc	CALA	H	N/S	N/S
<b>A6</b>					<b>A6</b>				
V6 2.8L 2773cc (Mex.)			3831	N/A	V6 2.8L 2773cc (Mex.)			3831	N/A
V6 3.0L 2995cc Super Charged	CAJA	G	3831	N/A	V6 3.2L 3123cc	BKH	H	3831	N/A
	CCAA	G	3831	N/A	V8 4.2L 4163cc	BVJ	V	3831	N/A
V6 3.2L 3123cc	BKH	H	3831	N/A	<b>A8</b>				
V8 4.2L 4163cc	BVJ	V	3831	N/A	V8 4.2L 4163cc	BVJ	V	3831	N/A
<b>A8</b>					<b>A8 L</b>				
V8 4.2L 4163cc	BVJ	V	3831	N/A	V8 4.2L 4163cc	BVJ	V	3831	N/A
<b>A8 L</b>					W12 6.0L 5998cc				
V8 4.2L 4163cc	BVJ	V	3831	N/A		BSB	R	3521	23521
W12 6.0L 5998cc	BSB	R	3521	23521	<b>Q7</b>				
<b>Q5</b>					V6 3.0L 2967cc Turbo Diesel (Mex.)				
V6 3.2L 3123cc	CALB		N/S	N/S	V6 3.6L 3597cc		Y	3434	N/A
<b>Q5 ELITE</b>					V6 3.6L 3597cc				
L4 2.0L 1984cc TFSI Turbo (Mex.)			N/S	N/S	V6 3.6L 3597cc (Mex.)			N/S	N/A
<b>Q7</b>					V8 4.2L 4134cc Turbo Diesel (Mex.)				
V6 3.6L 3597cc (Mex.)			N/S	N/S	V8 4.2L 4163cc	BAR		N/S	N/S
V8 3.6L 3597cc	BHK	Y	N/S	N/S	<b>R8</b>				
V8 4.2L 4163cc	BAR		N/S	N/S	V8 4.2L 4163cc	BYH	U	3831	N/A
<b>Q7 TDI</b>					<b>RS4</b>				
V6 3.0L 2967cc 181 CID Turbo Diesel	CATA	M	3434	N/A	V8 4.2L 4172cc	BNS	U	3831	N/A
<b>R8</b>					<b>S4</b>				
V10 5.2L 5204cc	BUJ		3831	N/A	V8 4.2L 4163cc	BHF	L	3521	23521
V8 4.2L 4163cc	BYH	U	3831	N/A	<b>S4 AVANT</b>				
<b>S4</b>					V8 4.2L 4163cc				
V8 4.2L 4163cc	BHF	L	3521	23521		BHF	L	3521	23521
<b>S5</b>					<b>S5</b>				
V8 4.2L 4163cc	CAUA	V	N/S	N/S	V8 4.2L 4163cc	CAUA	V	N/S	N/S
<b>S6</b>					<b>S8</b>				
V10 5.2L 5204cc	BXA	N	3831	N/A	V10 5.2L 5204cc	BSM	N	3831	N/A
<b>S8</b>					<b>TT</b>				
V10 5.2L 5204cc	BSM	N	3831	N/A	L4 2.0L 1984cc 121 CID Turbo	BPY	F	3814	N/A
<b>TT</b>					CCTA				
L4 2.0L 1984cc 121 CID Turbo	BPY	F	3814	N/A		CCTA	F	3814	N/A
	CCTA	F	3814	N/A	V6 3.2L 3189cc 195 CID	CBRA	D	3833 <sup>154</sup>	23833 <sup>154</sup>
<b>TT QUATTRO</b>					<b>2007</b>				
V6 3.2L 3189cc 195 CID	CBRA	D	3833 <sup>154</sup>	23833 <sup>154</sup>	<b>A3</b>				
<b>TT QUATTRO S</b>					L4 1.8L 1781cc FSI Turbo (Mex.)				
L4 2.0L 1984cc 121 CID Turbo	CDMA	F	3814	N/A	L4 2.0L 1984cc 121 CID Turbo	BPY	F	3814	N/A
<b>2008</b>					V6 3.2L 3189cc 195 CID				
<b>A3</b>					<b>A4</b>				
L4 1.4L 1390cc Turbo (Mex.)			3814	N/A	L4 2.0L 1984cc 121 CID Turbo	BWT	F	3831	N/A
L4 1.8L 1781cc FSI Turbo (Mex.)			3814	N/A	V6 3.2L 3123cc	BKH	H	3831	N/A
L4 2.0L 1984cc 121 CID Turbo	BPY	F	3814	N/A	<b>A4 VANGARD</b>				
	CBFA	E,F	3814	N/A	L4 1.8L 1781cc Turbo			3179	23179
	CCTA	E,F	3814	N/A	<b>A6</b>				
V6 3.2L 3189cc 195 CID	CBRA	D	3833 <sup>154</sup>	23833 <sup>154</sup>	V6 3.2L 3123cc	BKH	H	3831	N/A
<b>2008</b>					V8 4.2L 4163cc				
<b>A3</b>					<b>A8</b>				
L4 1.4L 1390cc Turbo (Mex.)			3814	N/A	V8 4.2L 4163cc	BVJ	V	3831	N/A
L4 1.8L 1781cc FSI Turbo (Mex.)			3814	N/A	<b>A8</b>				
L4 2.0L 1984cc 121 CID Turbo	BPY	F	3814	N/A	V8 4.2L 4163cc	BVJ	V	3831	N/A
	CBFA	E,F	3814	N/A	<b>A8</b>				
	CCTA	E,F	3814	N/A	V8 4.2L 4163cc	BVJ	V	3831	N/A
V6 3.2L 3189cc 195 CID	CBRA	D	3833 <sup>154</sup>	23833 <sup>154</sup>	<b>A8</b>				

See pages 13-16 for footnotes.

*Italicized Part Numbers May Not Be Available.*  
Las piezas con números en *italicas* pueden no estar disponibles.  
Les numéros de pièce en *italiques* peuvent ne pas être disponibles.

P  
a  
s  
s  
C  
a  
r  
L  
i  
g  
h  
t  
T  
r  
u  
c  
k  
F  
u  
e  
l  
F  
i  
l  
t  
e  
r  
s



AUDI 2007-2004

Pass Car Light Truck Fuel Filter Section

Year/Año/Année Model/Modelo/Modèle Engine/Motor/Moteur	Eng. Code Código de motor Code moteur	VIN NIV NIV	GOLD Fuel Combustible Carburant	ProSelect Fuel Combustible Carburant	Year/Año/Année Model/Modelo/Modèle Engine/Motor/Moteur	Eng. Code Código de motor Code moteur	VIN NIV NIV	GOLD Fuel Combustible Carburant	ProSelect Fuel Combustible Carburant
<b>AUDI (Cont'd/Suite)</b>					<b>AUDI (Cont'd/Suite)</b>				
<b>2007 (Cont'd/Suite)</b>					<b>2005</b>				
<b>A8 L</b>					<b>A3</b>				
V8 4.2L 4163cc	BVJ	V	3831	N/A	L4 2.0L 1984cc TFSI Turbo (Mex.)			3814	N/A
W12 6.0L 5998cc	BSB	R	N/A <sup>61</sup>	N/A <sup>61</sup>	V6 3.2L 3189cc (Mex.)		D	N/A	N/A
<b>Q7</b>					<b>A4</b>				
V6 3.6L 3597cc		Y	N/S	N/S	L4 1.8L 1781cc Turbo	AMB	C	N/S	N/S
V6 3.6L 3597cc (Mex.)			N/S	N/S	L4 2.0L 1984cc 121 CID Turbo	BPG	F	3831	N/A
V8 4.2L 4163cc	BAR	V	N/S	N/S	V6 3.0L 2976cc	BGN	T	3521	23521
<b>RS4</b>					V6 3.2L 3123cc				
V8 4.2L 4172cc	BNS	U	3831	N/A	<b>A4 QUATTRO</b>				
<b>S4</b>					L4 1.8L 1781cc Turbo				
V8 4.2L 4163cc	BHF	L	3831	N/A		AMB	C	N/S	N/S
<b>S4 AVANT</b>					<b>A4 QUATTRO AVANT</b>				
V8 4.2L 4163cc	BHF	L	3831	N/A	L4 2.0L 1984cc 121 CID Turbo	BPG	F	3831	N/A
<b>S6</b>					V6 3.0L 2976cc				
V10 5.2L 5204cc	BXA	N	3831	N/A	V6 3.2L 3123cc	BKH	G	3831	N/A
<b>S8</b>					<b>A6</b>				
V10 5.2L 5204cc	BSM	N	3831	N/A	V6 3.0L 2976cc (Mex.)		T	3179 FWD 3156 AWD	23179 FWD 23156 AWD
<b>2006</b>					V8 4.2L 4163cc				
<b>A3</b>					BNK				
L4 1.8L 1781cc FSI Turbo (Mex.)			3814	N/A	<b>A6 QUATTRO</b>				
L4 2.0L 1984cc 121 CID Turbo	BPY	F	3814	N/A	V6 3.2L 3123cc	BKH	G	3831	N/A
V6 3.2L 3189cc 195 CID	BUB	D	3833 <sup>154</sup>	23833 <sup>154</sup>	<b>A8</b>				
<b>A4</b>					V8 4.2L 4172cc				
L4 1.8L 1781cc Turbo	AMB	C	N/S	N/S		BFM		3521	23521
L4 2.0L 1984cc 121 CID Turbo	BPG	F	3831	N/A	<b>A8 L</b>				
V6 3.0L 2976cc	BGN	T	3521	23521	V8 4.2L 4172cc	BFM	L	3521	23521
V6 3.2L 3123cc	BKH	G	3831	N/A	W12 6.0L 5998cc	BSB	R	3521	23521
<b>A6</b>					<b>ALLROAD QUATTRO</b>				
V6 3.0L 2976cc (Mex.)		T	3179 FWD 3156 AWD	23179 FWD 23156 AWD	V6 2.7L 2671cc Turbo	BEL	D	3156	23156
V6 3.2L 3123cc	BKH	G	3831	N/A	V8 4.2L 4172cc	BAS	L	3156	23156
V8 4.2L 4163cc	BNK	L	N/A <sup>61</sup>	N/A <sup>61</sup>	<b>S4</b>				
<b>A8</b>					V8 4.2L 4163cc				
V8 4.2L 4172cc	BGK	L	3521 <sup>344</sup> N/A	23521 <sup>344</sup> N/A		BHF	L	3521 (Cart.)	23521 (Cart.)
<b>A8 L</b>					<b>S4 AVANT</b>				
V8 4.2L 4172cc	BGK	L	3521	23521	V8 4.2L 4163cc	BHF	L	3521 (Cart.) N/A In-Line	23521 (Cart.) N/A In-Line
W12 6.0L 5998cc	BSB	R	3521	23521	<b>TT</b>				
<b>S4</b>					L4 1.8L 1781cc Turbo				
V8 4.2L 4163cc	BHF	L	3521 (Cart.) N/A In-Line	23521 (Cart.) N/A In-Line	V6 3.2L 3189cc (Mex.)	AWP	C	3521	23521
<b>S4 AVANT</b>					<b>TT QUATTRO</b>				
V8 4.2L 4163cc	BHF	L	3521 (Cart.) N/A In-Line	23521 (Cart.) N/A In-Line	L4 1.8L 1781cc Turbo	AMB	C	N/A	N/A
<b>TT</b>					V6 3.0L 2976cc				
L4 1.8L 1781cc Turbo	AWP	C	3521	23521	<b>A4 CABRIOLET</b>				
<b>TT QUATTRO</b>					V6 3.0L 2976cc				
L4 1.8L 1781cc Turbo	BEA	T	3521	23521		AVK	T	3521	23521
V6 3.2L 3189cc 195 CID	BHE		3521	23521	<b>A4 QUATTRO AVANT</b>				
<b>2004</b>					L4 1.8L 1781cc Turbo				
<b>A3</b>					AMB				
L4 1.8L 1781cc Turbo (Mex.)			3521	23521		AVK	T	3521	23521
L4 2.0L 1984cc TFSI Turbo (Mex.)			3814	N/A	<b>A4 QUATTRO AVANT</b>				
V6 3.2L 3189cc (Mex.)		D	N/A	N/A	L4 1.8L 1781cc Turbo				
<b>A4</b>					AMB				
L4 1.8L 1781cc Turbo	AMB	C	N/A	N/A					
V6 3.0L 2976cc	AVK	T	3521	23521					

See pages 13-16 for footnotes.

*Italicized Part Numbers May Not Be Available.*  
Las piezas con números en *italicas* pueden no estar disponibles.  
Les numéros de pièce en *italiques* peuvent ne pas être disponibles.



Pass Car Light Truck Fuel Filter Section

AUDI 2004-2002

Year/Año/Année Model/Modelo/Modèle Engine/Motor/Moteur	Eng. Code Código de motor Code moteur	VIN NIV NIV	GOLD Fuel Combustible Carburant	ProSelect Fuel Combustible Carburant	Year/Año/Année Model/Modelo/Modèle Engine/Motor/Moteur	Eng. Code Código de motor Code moteur	VIN NIV NIV	GOLD Fuel Combustible Carburant	ProSelect Fuel Combustible Carburant
<b>AUDI (Cont'd/Suite)</b>					<b>AUDI (Cont'd/Suite)</b>				
<b>2004 (Cont'd/Suite)</b>					<b>2003 (Cont'd/Suite)</b>				
<b>A4 QUATTRO AVANT (Cont'd/Suite)</b>					<b>A8 L</b>				
V6 3.0L 2976cc	AVK	T	N/A	N/A	V8 4.2L 4172cc	AUX	L	3156	23156
<b>A6</b>					<b>ALLROAD</b>				
V6 2.7L 2671cc Turbo	BEL	D	3156	23156	V6 2.7L 2671cc Turbo (Mex.)	BEL		3156	23156
V6 3.0L 2976cc	AVK	T	3179 FWD 3156 AWD	23179 FWD 23156 AWD	<b>ALLROAD QUATTRO</b>				
V8 4.2L 4172cc	AWN	L	3156	23156	V6 2.7L 2671cc Turbo	BEL	D	3156	23156
<b>A8 L</b>					V8 4.2L 4172cc	BAS	L	3156	23156
V8 4.2L 4172cc	BFM	L	3521	23521	<b>RS6</b>				
<b>ALLROAD</b>					V8 4.2L 4172cc Turbo	BCY	V	3310	23310
V6 2.7L 2671cc Turbo (Mex.)	BEL		3156	23156	<b>S3</b>				
<b>ALLROAD QUATTRO</b>					L4 1.8L 1781cc Turbo (Mex.)			3179	23179
V6 2.7L 2671cc Turbo	BEL	D	3156	23156	<b>S6 AVANT</b>				
V8 4.2L 4172cc	BAS	L	3156	23156	V8 4.2L 4172cc	BBD	U	3156	23156
<b>RS6</b>					<b>S8</b>				
V8 4.2L 4172cc Turbo	BCY	V	3310	23310	V8 4.2L 4172cc	AYS	U	3156 Pri. N/A Sec.	23156 Pri. N/A Sec.
<b>S3</b>					<b>TT</b>				
L4 1.8L 1781cc Turbo (Mex.)			3179	23179	L4 1.8L 1781cc Turbo	AWP	C	3521	23521
<b>S4</b>					<b>TT COUPE</b>				
V8 4.2L 4163cc	BHF	L	3521	23521	L4 1.8L 1781cc Turbo	AWP	C	3521	23521
<b>S4 AVANT</b>					<b>TT QUATTRO</b>				
V8 4.2L 4163cc	BHF	L	N/S	N/S	L4 1.8L 1781cc Turbo	BEA	T	3521	23521
<b>S6 AVANT</b>					<b>TT ROADSTER</b>				
V8 4.2L 4172cc	BBD	U	3156	23156	L4 1.8L 1781cc Turbo	AWP	C	3521	23521
<b>TT</b>					<b>2002</b>				
L4 1.8L 1781cc Turbo	AWP	C	3521	23521	<b>A3</b>				
V6 3.2L 3189cc (Mex.)			3521	23521	L4 1.8L 1781cc Turbo (Mex.)			3521	23521
<b>TT COUPE</b>					<b>A4</b>				
L4 1.8L 1781cc Turbo	AWP	C	3521	23521	L4 1.8L 1781cc Turbo	AMB	C	N/A	N/A
V6 3.2L 3189cc 195 CID	BHE		3521	23521	V6 3.0L 2976cc	AVK	T	3521	23521
<b>TT QUATTRO</b>					<b>A4 QUATTRO AVANT</b>				
L4 1.8L 1781cc Turbo	BEA	T	3521	23521	L4 1.8L 1781cc Turbo	AMB	C	N/A	N/A
V6 3.2L 3189cc 195 CID	BHE		3521	23521	V6 3.0L 2976cc	AVK	T	3521	23521
<b>TT ROADSTER</b>					<b>A6</b>				
L4 1.8L 1781cc Turbo	AWP	C	3521	23521	V6 2.7L 2671cc Turbo	APB	D	3156	23156
V6 3.2L 3189cc 195 CID	BHE		3521	23521	V6 3.0L 2976cc	AVK	T	3179	23179
<b>2003</b>					V8 4.2L 4172cc	AWN	U	3156	23156
<b>A3</b>					<b>A6 QUATTRO AVANT</b>				
L4 1.8L 1781cc Turbo (Mex.)			3521	23521	V6 3.0L 2976cc	AVK	T	3156	23156
<b>A4</b>					<b>A8</b>				
L4 1.8L 1781cc Turbo	AMB	C	N/S	N/S	V8 4.2L 4172cc	AKB	L	3156	23156
V6 3.0L 2976cc	AVK	T	3521	23521	<b>ALLROAD</b>				
<b>A4 QUATTRO AVANT</b>					V6 2.7L 2671cc Turbo (Mex.)	BEL		3156	23156
L4 1.8L 1781cc Turbo	AMB	C	N/A	N/A	<b>ALLROAD QUATTRO</b>				
V6 3.0L 2976cc	AVK	T	3521	23521	V6 2.7L 2671cc Turbo	APB	D	3156	23156
<b>A6</b>					<b>RS4</b>				
V6 2.7L 2671cc Turbo	BEL	D	3156	23156	V6 2.7L 2671cc Turbo (Mex.)	BEL		3156	23156
V6 3.0L 2976cc	AVK	T	3179	23179	<b>S3</b>				
V8 4.2L 4172cc	AWN	L	3156	23156	L4 1.8L 1781cc Turbo (Mex.)			3179	23179
<b>A6 QUATTRO AVANT</b>					<b>S4</b>				
V6 3.0L 2976cc	AVK	T	3156	23156	V6 2.7L 2671cc Turbo	APB	D	3156	23156
<b>A8</b>					<b>S4 AVANT</b>				
V8 4.2L 4172cc	AKB	L	3156	23156	V6 2.7L 2671cc Turbo	APB	D	3156	23156

See pages 13-16 for footnotes.

*Italicized Part Numbers May Not Be Available.*  
 Las piezas con números en *italicas* pueden no estar disponibles.  
 Les numéros de pièce en *italiques* peuvent ne pas être disponibles.

P  
a  
s  
s  
C  
a  
r  
L  
i  
g  
h  
t  
T  
r  
u  
c  
k  
F  
u  
e  
l  
F  
i  
l  
t  
e  
r  
s



Year/Año/Année Model/Modelo/Modèle Engine/Motor/Moteur	Eng. Code Código de motor Code moteur	VIN NIV NIV	GOLD Fuel Combustible Carburant	ProSelect Fuel Combustible Carburant	Year/Año/Année Model/Modelo/Modèle Engine/Motor/Moteur	Eng. Code Código de motor Code moteur	VIN NIV NIV	GOLD Fuel Combustible Carburant	ProSelect Fuel Combustible Carburant
<b>AUDI (Cont'd/Suite)</b>					<b>AUDI (Cont'd/Suite)</b>				
<b>2002 (Cont'd/Suite)</b>					<b>2001 (Cont'd/Suite)</b>				
<b>S6 AVANT</b>					<b>TT QUATTRO (Cont'd/Suite)</b>				
V8 4.2L 4172cc	BBD	U	3156	23156	L4 1.8L 1781cc Turbo	AWP	C,X	3521	23521
<b>S8</b>					<b>BMW</b>				
V8 4.2L 4172cc	AYS	U	3156 Pri. N/A Sec.	23156 Pri. N/A Sec.	<b>2023</b>				
<b>TT</b>					<b>228i Gran Coupe</b>				
L4 1.8L 1781cc Turbo	AWP	C	3521	23521	L4 2.0L 1998cc 122CID Turbo	B48A20A		N/S	N/S
<b>TT COUPE</b>					<b>228i xDrive Gran Coupe</b>				
L4 1.8L 1781cc Turbo	AWP	C	3521	23521	L4 2.0L 1998cc 122CID Turbo	B48A20A		N/S	N/S
<b>TT QUATTRO</b>					<b>230i</b>				
L4 1.8L 1781cc Turbo	AMU AWP	T C,X	3521 3521	23521 23521	L4 2.0L 2000CC 122CID Turbo	B46B2000		N/S	N/S
<b>TT ROADSTER</b>					<b>230i xDrive</b>				
L4 1.8L 1781cc Turbo	AWP	C,X	3521	23521	L4 2.0L 2000CC 122CID Turbo	B46B2000		N/S	N/S
<b>2001</b>					<b>330e</b>				
<b>A3</b>					L4 2.0 Turbo Electric/Gas				
L4 1.8L 1781cc Turbo (Mex.)			3521	23521	<b>330e xDrive</b>				
<b>A4</b>					L4 2.0 Turbo Electric/Gas				
L4 1.8L 1781cc Turbo	AWM	C	3179 FWD 3156 AWD	23179 FWD 23156 AWD	<b>330i</b>				
V6 2.8L 2771cc	ATQ	H	3179	23179	L4 2.0L 1998cc Turbo				
<b>A4 QUATTRO AVANT</b>					<b>330i xDrive</b>				
V6 2.8L 2771cc	ATQ	H	3156	23156	L4 2.0L 1998cc Turbo				
<b>A6</b>					<b>430i</b>				
V6 2.7L 2671cc Turbo	APB	D	3156	23156	L4 2.0L 1998cc 122CID Turbo				
V6 2.8L 2771cc	ATQ	H	3156	23156	<b>430i Gran Coupe</b>				
V8 4.2L 4172cc	AWN	L	3156	23156	L4 2.0L 1998cc Turbo				
<b>A6 QUATTRO AVANT</b>					<b>530e Hybrid</b>				
V6 2.8L 2771cc	ATQ	H	3179	23179	L4 2.0 Turbo Electric/Gas				
<b>A8</b>					<b>530e xDrive Hybrid</b>				
V8 4.2L 4172cc	AKB	L	3156	23156	L4 2.0 Turbo Electric/Gas				
<b>ALLROAD</b>					<b>530i</b>				
V6 2.7L 2671cc Turbo (Mex.)	BEL		3156	23156	L4 2.0L Turbo				
<b>ALLROAD QUATTRO</b>					<b>540i</b>				
V6 2.7L 2671cc Turbo	APB	P	3156	23156	L6 3.0L 2979cc Turbo				
<b>S3</b>					<b>540i xDrive</b>				
L4 1.8L 1781cc Turbo (Mex.)			3179	23179	L6 3.0L 2979cc Turbo				
<b>S4</b>					<b>740i</b>				
V6 2.7L 2671cc Turbo	APB	D	3156	23156	L6 3.0L 2998cc Turbo				
<b>S4 AVANT</b>					<b>740i xDrive</b>				
V6 2.7L 2671cc Turbo	APB	D	3156	23156	L6 3.0L 2998cc Turbo				
<b>S6</b>					<b>745e xDrive</b>				
V8 4.2L 4172cc (Mex.)			3156	23156	L6 3.0L 2998cc Turbo				
<b>S8</b>					<b>745Le xDrive</b>				
V8 4.2L 4172cc	AYS	U	3156 Pri. N/A Sec.	23156 Pri. N/A Sec.	L6 3.0L 2998cc Turbo				
<b>TT</b>					<b>750i XDRIVE</b>				
L4 1.8L 1781cc Turbo	AWP	C,X	3521	23521	V8 4.4L 4395cc				
<b>TT QUATTRO</b>					<b>840i</b>				
L4 1.8L 1781cc Turbo	AMU	T	3521	23521	L6 3.0L 2998cc Turbo				
					<b>840i Gran Coupe</b>				
					L6 3.0L 2998cc Turbo				
					<b>840i Gran Coupe xDrive</b>				
					L6 3.0L 2998cc Turbo				

See pages 13-16 for footnotes.

*Italicized Part Numbers May Not Be Available.*  
Las piezas con números en *italicas* pueden no estar disponibles.  
Les numéros de pièce en *italiques* peuvent ne pas être disponibles.





Pass Car Light Truck Fuel Filter Section

BMW 2023-2022

Year/Año/Année Model/Modelo/Modèle Engine/Motor/Moteur	Eng. Code Código de motor Code moteur	VIN NIV NIV	GOLD Fuel Combustible Carburant	ProSelect Fuel Combustible Carburant	Year/Año/Année Model/Modelo/Modèle Engine/Motor/Moteur	Eng. Code Código de motor Code moteur	VIN NIV NIV	GOLD Fuel Combustible Carburant	ProSelect Fuel Combustible Carburant
<b>BMW (Cont'd/Suite)</b>					<b>BMW (Cont'd/Suite)</b>				
<b>2023 (Cont'd/Suite)</b>					<b>2023 (Cont'd/Suite)</b>				
<b>840i xDrive</b>					<b>X4 M</b>				
L6 3.0L 2998cc Turbo			N/S	N/S	L6 3L 3000CC 183CID Turbo	B58B30		N/S	N/S
<b>i4</b>					<b>X4 M40i</b>				
Electric Electric			N/S	N/S	L6 3L 3000CC 183CID Turbo	B58B30		N/S	N/S
<b>i7</b>					<b>X4 xDrive30i</b>				
Electric Electric			N/S	N/S	L4 2.0L 1997cc 121 CID Turbo	N20B20A		N/S	N/S
<b>iX</b>					<b>X5 M</b>				
Electric Electric			N/S	N/S	V8 4.4L 4395cc Turbo	N63B44B		N/S	N/S
<b>M2</b>					<b>X5 M50i</b>				
L6 3.0L 2979cc Turbo	N54B30A		N/S	N/S	V8 4.4L 4395cc Turbo	N63B44B		N/S	N/S
<b>M235i xDrive Gran Coupe</b>					<b>X5 sDrive40i</b>				
L4 2.0L 1998cc 122CID Turbo	B48A20A		N/S	N/S	L6 3L 3000CC 183CID Turbo	B58B30		N/S	N/S
<b>M240i</b>					<b>X5 xDrive40i</b>				
L6 3.0L 2998cc Turbo	B58B30M0		N/S	N/S	L6 3L 3000CC 183CID Turbo	B58B30		N/S	N/S
<b>M240i xDrive</b>					<b>X6 M</b>				
L6 3.0L 2998cc Turbo	B58B30M0		N/S	N/S	V8 4.4L 4400CC 269CID Turbo			N/S	N/S
<b>M3</b>					<b>X6 M50i</b>				
L6 3.0L 3000CC 183CID Turbo	S58B30T0		N/S	N/S	V8 4.4L 4400CC 269CID Turbo			N/S	N/S
<b>M340i xDrive</b>					<b>X6 xDrive40i</b>				
L6 3.0L 2998cc Turbo	B58B30M0		N/S	N/S	L6 3.0L 2998cc Turbo	B58B30M0		N/S	N/S
<b>M4</b>					<b>X7 xDrive40i</b>				
L6 3L 3000CC 183CID Turbo			N/S	N/S	L6 3.0L 2998cc Turbo	B58B30M0		N/S	N/S
<b>M440i</b>					<b>X7 xDrive50i</b>				
L6 3.0L 2998cc Turbo	B58B30M0		N/S	N/S	V8 4.4L 4395cc Turbo	N63B44		N/S	N/S
<b>M440i xDrive</b>					<b>Z4</b>				
L6 3.0L 2998cc Turbo	B58B30M0		N/S	N/S	L4 2.0L 2000CC 122CID Turbo	B48B20		N/S	N/S
<b>M5 M xDrive</b>					<b>2022</b>				
V8 4.4L 4400CC 269CID Turbo	S63B44T4		N/S	N/S	<b>228i Gran Coupe</b>				
<b>M550i xDrive</b>					L4 2.0L 1998cc 122CID Turbo				
V8 4.4L 4400CC 269CID Turbo	S63B44T4		N/S	N/S	B48A20A				
<b>M8 Competition Coupe</b>					<b>228i xDrive Gran Coupe</b>				
V8 4.4L 4400CC 269CID Turbo			N/S	N/S	L4 2.0L 1998cc 122CID Turbo				
<b>M8 Coupe</b>					B48A20A				
V8 4.4L 4400CC 269CID Turbo			N/S	N/S	<b>230i</b>				
<b>M850i xDrive</b>					L4 2.0L 2000CC 122CID Turbo				
V8 4.4L 4400CC 269CID Turbo			N/S	N/S	B46B2000				
<b>X1 sDrive28i</b>					<b>230i xDrive</b>				
L4 2.0L	B48A20M0		N/S	N/S	L4 2.0L 2000CC 122CID Turbo				
<b>X1 xDrive28i</b>					B46B2000				
L4 2.0L	B48A20M0		N/S	N/S	<b>330e</b>				
<b>X2 M35i</b>					L4 2.0 Turbo Electric/Gas				
L4 2.0L Turbo			N/S	N/S	<b>330e xDrive</b>				
<b>X2 sDrive28i</b>					L4 2.0 Turbo Electric/Gas				
L4 2.0L Turbo			N/S	N/S	<b>330i</b>				
<b>X2 xDrive28i</b>					L4 2.0L 1998cc Turbo				
L4 2.0L Turbo			N/S	N/S	B46B2000				
<b>X3 M</b>					<b>330i xDrive</b>				
L6 3L 3000CC 183CID Turbo	B58B30		N/S	N/S	L4 2.0L 1998cc Turbo				
<b>X3 M40i</b>					B46B2000				
L6 3L 3000CC 183CID Turbo	B58B30		N/S	N/S	<b>430i</b>				
<b>X3 sDrive30i</b>					L4 2.0L 1998cc 122CID Turbo				
L4 2L 2000CC 122CID - Turbo	B48B20B		N/S	N/S	B48A20A				
<b>X3 xDrive30i</b>					<b>430i Gran Coupe</b>				
L4 2L 2000CC 122CID - Turbo	B48B20B		N/S	N/S	L4 2.0L 1998cc Turbo				
<b>530e Hybrid</b>					B46B2000				
<b>530e xDrive Hybrid</b>					L4 2.0 Turbo Electric/Gas				
<b>530i</b>					L4 2.0 Turbo Electric/Gas				
<b>530i</b>					L4 2.0 Turbo Electric/Gas				
<b>L4 2.0L Turbo</b>					N/S				
<b>L4 2.0L Turbo</b>					N/S				

See pages 13-16 for footnotes.

*Italicized Part Numbers May Not Be Available.*  
 Las piezas con números en *italicas* pueden no estar disponibles.  
 Les numéros de pièce en *italiques* peuvent ne pas être disponibles.

P  
a  
s  
s  
C  
a  
r  
L  
i  
g  
h  
t  
T  
r  
u  
c  
k  
F  
u  
e  
l  
F  
i  
l  
t  
e  
r  
s



Year/Año/Année Model/Modelo/Modèle Engine/Motor/Moteur	Eng. Code Código de motor Code moteur	VIN NIV NIV	GOLD Fuel Combustible Carburant	ProSelect Fuel Combustible Carburant	Year/Año/Année Model/Modelo/Modèle Engine/Motor/Moteur	Eng. Code Código de motor Code moteur	VIN NIV NIV	GOLD Fuel Combustible Carburant	ProSelect Fuel Combustible Carburant
<b>BMW (Cont'd/Suite)</b>					<b>BMW (Cont'd/Suite)</b>				
<b>2022 (Cont'd/Suite)</b>					<b>2022 (Cont'd/Suite)</b>				
<b>530i xDrive</b>					<b>M8 Competition Coupe</b>				
L4 2.0L Turbo			N/S	N/S	V8 4.4L 4400CC 269CID Turbo			N/S	N/S
<b>540I</b>					<b>M8 Coupe</b>				
L6 3.0L 2979cc Turbo			N/S	N/S	V8 4.4L 4400CC 269CID Turbo			N/S	N/S
<b>540i xDrive</b>					<b>M850i xDrive</b>				
L6 3.0L 2979cc Turbo			N/S	N/S	V8 4.4L 4400CC 269CID Turbo			N/S	N/S
<b>740I</b>					<b>X1 sDrive28i</b>				
L6 3.0L 2998cc Turbo			N/S	N/S	L4 2.0L	B48A20M0		N/S	N/S
<b>740i xDrive</b>					<b>X1 xDrive28i</b>				
L6 3.0L 2998cc Turbo			N/S	N/S	L4 2.0L	B48A20M0		N/S	N/S
<b>745e xDrive</b>					<b>X2 M35i</b>				
L6 3.0L 2998cc Turbo			N/S	N/S	L4 2.0L Turbo			N/S	N/S
<b>745Le xDrive</b>					<b>X2 sDrive28i</b>				
L6 3.0L 2998cc Turbo			N/S	N/S	L4 2.0L Turbo			N/S	N/S
<b>750i XDRIVE</b>					<b>X2 xDrive28i</b>				
V8 4.4L 4395cc			N/S	N/S	L4 2.0L Turbo			N/S	N/S
<b>840i</b>					<b>X3 M40i</b>				
L6 3.0L 2998cc Turbo			N/S	N/S	L6 3L 3000CC 183CID Turbo	B58B30		N/S	N/S
<b>840i Gran Coupe</b>					<b>X3 sDrive30i</b>				
L6 3.0L 2998cc Turbo			N/S	N/S	L4 2L 2000CC 122CID - Turbo	B48B20B		N/S	N/S
<b>840i Gran Coupe xDrive</b>					<b>X3 xDrive30i</b>				
L6 3.0L 2998cc Turbo			N/S	N/S	L4 2L 2000CC 122CID - Turbo	B48B20B		N/S	N/S
<b>840i xDrive</b>					<b>X4 M40i</b>				
L6 3.0L 2998cc Turbo			N/S	N/S	L6 3L 3000CC 183CID Turbo	B58B30		N/S	N/S
<b>ALPINA B7 xDRIVE</b>					<b>X4 xDrive30i</b>				
V8 4.4L 4400CC 269CID Turbo			N/S	N/S	L4 2.0L 1997cc 121 CID Turbo	N20B20A		N/S	N/S
<b>Alpina B8 Gran Coupe xDrive</b>					<b>X5 M</b>				
V8 4.4L 4400CC 269CID Turbo			N/S	N/S	V8 4.4L 4395cc Turbo	N63B44B		N/S	N/S
<b>ALPINA XB7</b>					<b>X5 M50i</b>				
V8 4.4L 4400CC 269CID Turbo			N/S	N/S	V8 4.4L 4395cc Turbo	N63B44B		N/S	N/S
<b>M2</b>					<b>X5 sDrive40i</b>				
L6 3.0L 2979cc Turbo	N54B30A		N/S	N/S	L6 3L 3000CC 183CID Turbo	B58B30		N/S	N/S
<b>M235i xDrive Gran Coupe</b>					<b>X5 xDrive40i</b>				
L4 2.0L 1998cc 122CID Turbo	B48A20A		N/S	N/S	L6 3L 3000CC 183CID Turbo	B58B30		N/S	N/S
<b>M240i</b>					<b>X6 M</b>				
L6 3.0L 2998cc Turbo	B58B30M0		N/S	N/S	V8 4.4L 4400CC 269CID Turbo			N/S	N/S
<b>M240i xDrive</b>					<b>X6 M50i</b>				
L6 3.0L 2998cc Turbo	B58B30M0		N/S	N/S	V8 4.4L 4400CC 269CID Turbo			N/S	N/S
<b>M3</b>					<b>X6 xDrive40i</b>				
L6 3.0L 3000CC 183CID Turbo	S58B30T0		N/S	N/S	L6 3.0L 2998cc Turbo	B58B30M0		N/S	N/S
<b>M340i xDrive</b>					<b>X7 xDrive40i</b>				
L6 3.0L 2998cc Turbo	B58B30M0		N/S	N/S	L6 3.0L 2998cc Turbo	B58B30M0		N/S	N/S
<b>M4</b>					<b>X7 xDrive50i</b>				
L6 3L 3000CC 183CID Turbo			N/S	N/S	V8 4.4L 4395cc Turbo	N63B44		N/S	N/S
<b>M440i</b>					<b>Z4</b>				
L6 3.0L 2998cc Turbo	B58B30M0		N/S	N/S	L4 2.0L 2000CC 122CID Turbo	B48B20		N/S	N/S
<b>M440i xDrive</b>					<b>2021</b>				
L6 3.0L 2998cc Turbo	B58B30M0		N/S	N/S	L6 3.0L 3000CC 183CID Turbo	B58B30		N/S	N/S
<b>M5 M xDrive</b>					<b>228i Gran Coupe</b>				
V8 4.4L 4400CC 269CID Turbo	S63B44T4		N/S	N/S	L4 2.0L 1998cc 122CID Turbo	B48A20A		N/S	N/S
<b>M550i xDrive</b>					<b>228i xDrive Gran Coupe</b>				
V8 4.4L 4400CC 269CID Turbo	S63B44T4		N/S	N/S	L4 2.0L 1998cc 122CID Turbo	B48A20A		N/S	N/S
<b>M760i xDrive</b>					<b>230i</b>				
V12 6.6L 6600CC 403CID - N74B66 Turbo			N/S	N/S	L4 2.0L 2000CC 122CID Turbo	B46B2000		N/S	N/S

See pages 13-16 for footnotes.



Pass Car Light Truck Fuel Filter Section

BMW 2021

Year/Año/Année Model/Modelo/Modèle Engine/Motor/Moteur	Eng. Code Código de motor Code moteur	VIN NIV NIV	GOLD Fuel Combustible Carburant	ProSelect Fuel Combustible Carburant	Year/Año/Année Model/Modelo/Modèle Engine/Motor/Moteur	Eng. Code Código de motor Code moteur	VIN NIV NIV	GOLD Fuel Combustible Carburant	ProSelect Fuel Combustible Carburant
<b>BMW (Cont'd/Suite)</b>					<b>BMW (Cont'd/Suite)</b>				
<b>2021 (Cont'd/Suite)</b>					<b>2021 (Cont'd/Suite)</b>				
<b>230i xDrive</b>					<b>i3s Range Extender</b>				
L4 2.0L 2000CC 122CID Turbo	B46B2000		N/S	N/S	L2 647cc Electric/Gas			N/S	N/S
<b>330e</b>					<b>M2</b>				
L4 2.0 Turbo Electric/Gas			N/S	N/S	L6 3.0L 2979cc Turbo	N54B30A		N/S	N/S
<b>330e xDrive</b>					<b>M235i xDrive Gran Coupe</b>				
L4 2.0 Turbo Electric/Gas			N/S	N/S	L4 2.0L 1998cc 122CID Turbo	B48A20A		N/S	N/S
<b>330i</b>					<b>M240i</b>				
L4 2.0L 1998cc Turbo	B46B2000		N/S	N/S	L6 3.0L 2998cc Turbo	B58B30M0		N/S	N/S
<b>330i xDrive</b>					<b>M240i xDrive</b>				
L4 2.0L 1998cc Turbo	B46B2000		N/S	N/S	L6 3.0L 2998cc Turbo	B58B30M0		N/S	N/S
<b>430i</b>					<b>M3</b>				
L4 2.0L 1998cc 122CID Turbo	B48A20A		N/S	N/S	L6 3.0L 3000CC 183CID Turbo	S58B30T0		N/S	N/S
<b>430i Gran Coupe</b>					<b>M340i</b>				
L4 2.0L 1998cc Turbo	B46B2000		N/S	N/S	L6 3.0L 2998cc Turbo	B58B30M0		N/S	N/S
<b>530e Hybrid</b>					<b>M340i xDrive</b>				
L4 2.0 Turbo Electric/Gas			N/S	N/S	L6 3.0L 2998cc Turbo	B58B30M0		N/S	N/S
<b>530e xDrive Hybrid</b>					<b>M4</b>				
L4 2.0 Turbo Electric/Gas			N/S	N/S	L6 3L 3000CC 183CID Turbo			N/S	N/S
<b>530i</b>					<b>M440i</b>				
L4 2.0L Turbo			N/S	N/S	L6 3.0L 2998cc Turbo	B58B30M0		N/S	N/S
<b>530i xDrive</b>					<b>M440i xDrive</b>				
L4 2.0L Turbo			N/S	N/S	L6 3.0L 2998cc Turbo	B58B30M0		N/S	N/S
<b>540i</b>					<b>M5 M xDrive</b>				
L6 3.0L 2979cc Turbo			N/S	N/S	V8 4.4L 4400CC 269CID Turbo	S63B44T4		N/S	N/S
<b>540i xDrive</b>					<b>M550i xDrive</b>				
L6 3.0L 2979cc Turbo			N/S	N/S	V8 4.4L 4400CC 269CID Turbo	S63B44T4		N/S	N/S
<b>740i</b>					<b>M760i xDrive</b>				
L6 3.0L 2998cc Turbo			N/S	N/S	V12 6.6L 6600CC 403CID - N74B66 Turbo			N/S	N/S
<b>740i xDrive</b>					<b>M8 Competition Coupe</b>				
L6 3.0L 2998cc Turbo			N/S	N/S	V8 4.4L 4400CC 269CID Turbo			N/S	N/S
<b>745e xDrive</b>					<b>M8 Coupe</b>				
L6 3.0L 2998cc Turbo			N/S	N/S	V8 4.4L 4400CC 269CID Turbo			N/S	N/S
<b>745Le xDrive</b>					<b>M850i xDrive</b>				
L6 3.0L 2998cc Turbo			N/S	N/S	V8 4.4L 4400CC 269CID Turbo			N/S	N/S
<b>750i</b>					<b>X1 sDrive28i</b>				
V8 4.4L 4400CC 269CID Turbo			N/S	N/S	L4 2.0L	B48A20M0		N/S	N/S
<b>750Li xDrive</b>					<b>X2 M35i</b>				
V8 4.4L 4400CC 269CID Turbo			N/S	N/S	L4 2.0L Turbo			N/S	N/S
<b>750Xi</b>					<b>X2 sDrive28i</b>				
V8 4.4L 4400CC 269CID Turbo			N/S	N/S	L4 2.0L Turbo			N/S	N/S
<b>840i</b>					<b>X2 xDrive28i</b>				
L6 3.0L 2998cc Turbo			N/S	N/S	L4 2.0L Turbo			N/S	N/S
<b>840i Gran Coupe</b>					<b>X3 M40i</b>				
L6 3.0L 2998cc Turbo			N/S	N/S	L6 3L 3000CC 183CID Turbo	B58B30		N/S	N/S
<b>840i Gran Coupe xDrive</b>					<b>X3 sDrive30i</b>				
L6 3.0L 2998cc Turbo			N/S	N/S	L4 2L 2000CC 122CID - Turbo	B48B20B		N/S	N/S
<b>840i xDrive</b>					<b>X3 xDrive30i</b>				
L6 3.0L 2998cc Turbo			N/S	N/S	L4 2L 2000CC 122CID - Turbo	B48B20B		N/S	N/S
<b>ALPINA B7 xDRIVE</b>					<b>X4 M40i</b>				
V8 4.4L 4400CC 269CID Turbo			N/S	N/S	L6 3L 3000CC 183CID Turbo	B58B30		N/S	N/S
<b>ALPINA XB7</b>					<b>X4 xDrive30i</b>				
V8 4.4L 4395cc Turbo	N63B44		N/S	N/S	L4 2.0L 1997cc 121 CID Turbo	N20B20A		N/S	N/S
<b>i3 Range Extender</b>					<b>X5 xDrive40i</b>				
L2 647cc Electric/Gas			N/S	N/S	L6 3L 3000CC 183CID Turbo	B58B30		N/S	N/S

See pages 13-16 for footnotes.

*Italicized Part Numbers May Not Be Available.*  
Las piezas con números en *italicas* pueden no estar disponibles.  
Les numéros de pièce en *italiques* peuvent ne pas être disponibles.

P  
a  
s  
s  
C  
a  
r  
L  
i  
g  
h  
t  
T  
r  
u  
c  
k  
F  
u  
e  
l  
F  
i  
l  
t  
e  
r  
s



BMW 2021-2020

Pass Car Light Truck Fuel Filter Section

Year/Año/Année Model/Modelo/Modèle Engine/Motor/Moteur	Eng. Code Código de motor Code moteur	VIN NIV NIV	GOLD Fuel Combustible Carburant	ProSelect Fuel Combustible Carburant	Year/Año/Année Model/Modelo/Modèle Engine/Motor/Moteur	Eng. Code Código de motor Code moteur	VIN NIV NIV	GOLD Fuel Combustible Carburant	ProSelect Fuel Combustible Carburant
<b>BMW (Cont'd/Suite)</b>					<b>BMW (Cont'd/Suite)</b>				
<b>2021 (Cont'd/Suite)</b>					<b>2020 (Cont'd/Suite)</b>				
<b>X5 xDrive50i</b>					<b>740i</b>				
V8 4.4L 4395cc Turbo	N63B44B		N/S	N/S	L6 3.0L 2998cc Turbo			N/S	N/S
<b>X6</b>					<b>740i xDrive</b>				
L6 3.0L 2998cc Turbo	B58B30M0		N/S	N/S	L6 3.0L 2998cc Turbo			N/S	N/S
V8 4.4L 4400CC 269CID Turbo			N/S	N/S	<b>745e xDrive</b>				
<b>X7 xDrive40i</b>					L6 3.0L 2998cc Turbo				
L6 3.0L 2998cc Turbo	B58B30M0		N/S	N/S	<b>750i</b>				
<b>X7 xDrive50i</b>					V8 4.4L 4395cc				
V8 4.4L 4395cc Turbo	N63B44		N/S	N/S	<b>750Li xDrive</b>				
<b>Z4</b>					V8 4.4L 4400CC 269CID Turbo				
L4 2.0L 2000CC 122CID Turbo	B48B20		N/S	N/S	<b>750Xi</b>				
L6 3.0L 3000CC 183CID Turbo	B58B30		N/S	N/S	V8 4.4L 4400CC 269CID Turbo				
<b>2020</b>					<b>760Li</b>				
<b>228i xDrive Gran Coupe</b>					V12 6.6L 6600CC 403CID - N74B66 Turbo				
L4 2.0L 1998cc 122CID Turbo	B48A20A		N/S	N/S	<b>840i</b>				
<b>230i</b>					L6 3.0L 2998cc Turbo				
L4 2.0L 2000CC 122CID Turbo	B46B2000		N/S	N/S	<b>840i Gran Coupe</b>				
<b>230i xDrive</b>					L6 3.0L 2998cc Turbo				
L4 2.0L 2000CC 122CID Turbo	B46B2000		N/S	N/S	<b>840i Gran Coupe xDrive</b>				
<b>330e xDrive</b>					L6 3.0L 2998cc Turbo				
L4 2.0 Turbo Electric/Gas			N/S	N/S	<b>840i xDrive</b>				
<b>330i</b>					L6 3.0L 2998cc Turbo				
L4 2.0L 1998cc Turbo	B46B2000		N/S	N/S	<b>ALPINA B7 xDRIVE</b>				
<b>330i xDrive</b>					V8 4.4L 4400CC 269CID Turbo				
L4 2.0L 1998cc Turbo	B46B2000		N/S	N/S	<b>i3 Range Extender</b>				
<b>430i</b>					L2 647cc Electric/Gas				
L4 2.0L 1998cc 122CID Turbo	B48A20A		N/S	N/S	<b>i8</b>				
<b>430i Gran Coupe</b>					L3 1.5L 1499cc Turbo Electric/Gas				
L4 2.0L 1998cc Turbo	B46B2000		N/S	N/S		B38T		N/S	N/S
<b>430i xDrive</b>					<b>M2</b>				
L4 2.0L 1998cc Turbo	B46B2000		N/S	N/S	L6 3.0L 2979cc Turbo				
<b>430i xDrive Gran Coupe</b>					N54B30A				
L4 2.0L 1998cc Turbo	B46B2000		N/S	N/S	<b>M235i xDrive Gran Coupe</b>				
<b>440i</b>					L4 2.0L 1998cc 122CID Turbo				
L6 3.0L 2998cc Turbo	B46B2000		N/S	N/S		B48A20A		N/S	N/S
<b>440i Gran Coupe</b>					<b>M240i</b>				
L6 3.0L 2998cc Turbo	B58B30M0		N/S	N/S	L6 3.0L 2998cc Turbo				
<b>440i xDrive</b>					B58B30M0				
L6 3.0L 2998cc Turbo	B58B30M0		N/S	N/S	<b>M240i xDrive</b>				
<b>440i xDrive Gran Coupe</b>					L6 3.0L 2998cc Turbo				
L6 3.0L 2998cc Turbo	B58B30M0		N/S	N/S		B58B30M0		N/S	N/S
<b>530e Hybrid</b>					<b>M340i</b>				
L4 2.0 Turbo Electric/Gas			N/S	N/S	L6 3.0L 2998cc Turbo				
<b>530e xDrive Hybrid</b>					<b>M340i xDrive</b>				
L4 2.0 Turbo Electric/Gas			N/S	N/S	L6 3.0L 2998cc Turbo				
<b>530i</b>					B58B30M0				
L4 2.0L Turbo			N/S	N/S	<b>M4</b>				
<b>530i xDrive</b>					L6 3L 3000CC 183CID Turbo				
L4 2.0L Turbo			N/S	N/S	<b>M5 M xDrive</b>				
<b>540i</b>					V8 4.4L 4400CC 269CID Turbo				
L6 3.0L 2979cc Turbo			N/S	N/S		S63B44T4		N/S	N/S
<b>540i xDrive</b>					<b>M550i xDrive</b>				
L6 3.0L 2979cc Turbo			N/S	N/S	V8 4.4L 4400CC 269CID Turbo				
					S63B44T4				
					<b>M760i xDrive</b>				
					V12 6.6L 6600CC 403CID - N74B66 Turbo				
					<b>M760Li xDrive</b>				
					V12 6.6L 6600CC 403CID - N74B66 Turbo				
					<b>M8 Competition Coupe</b>				
					V8 4.4L 4400CC 269CID Turbo				
					<b>M8 Coupe</b>				
					V8 4.4L 4400CC 269CID Turbo				

See pages 13-16 for footnotes.



Pass Car Light Truck Fuel Filter Section

BMW 2020-2019

Year/Año/Année Model/Modelo/Modèle Engine/Motor/Moteur	Eng. Code Código de motor Code moteur	VIN NIV NIV	GOLD Fuel Combustible Carburant	ProSelect Fuel Combustible Carburant	Year/Año/Année Model/Modelo/Modèle Engine/Motor/Moteur	Eng. Code Código de motor Code moteur	VIN NIV NIV	GOLD Fuel Combustible Carburant	ProSelect Fuel Combustible Carburant
<b>BMW (Cont'd/Suite)</b>					<b>BMW (Cont'd/Suite)</b>				
<b>2020</b> (Cont'd/Suite)					<b>2019</b> (Cont'd/Suite)				
<b>M850i xDrive</b>					<b>330i GT xDrive</b>				
V8 4.4L 4400CC 269CID Turbo			N/S	N/S	L4 2.0L 1998cc Turbo	B46B2000		N/S	N/S
<b>X1</b>					<b>330i xDrive</b>				
L4 2.0L	B48A20M0		N/S	N/S	L4 2.0L 1998cc Turbo	B46B2000		N/S	N/S
<b>X2 M35i</b>					<b>340i</b>				
L4 2.0L Turbo			N/S	N/S	L6 3.0L 2998cc Turbo	B58B30M0		N/S	N/S
<b>X2 sDrive28i</b>					<b>340i GT xDrive</b>				
L4 2.0L Turbo			N/S	N/S	L6 3.0L 2998cc Turbo	B58B30M0		N/S	N/S
<b>X2 xDrive28i</b>					<b>340i XDRIVE</b>				
L4 2.0L Turbo			N/S	N/S	L6 3.0L 2998cc Turbo	B58B30M0		N/S	N/S
<b>X3 M40i</b>					<b>430i</b>				
L6 3L 3000CC 183CID Turbo	B58B30		N/S	N/S	L4 2.0L 1998cc Turbo	B46B2000		N/S	N/S
<b>X3 sDrive30i</b>					<b>430i Gran Coupe</b>				
L4 2L 2000CC 122CID - Turbo	B48B20B		N/S	N/S	L4 2.0L 1998cc Turbo	B46B2000		N/S	N/S
<b>X3 xDrive30i</b>					<b>430i xDrive</b>				
L4 2L 2000CC 122CID - Turbo	B48B20B		N/S	N/S	L4 2.0L 1998cc Turbo	B46B2000		N/S	N/S
<b>X4 M40i</b>					<b>430i xDrive Gran Coupe</b>				
L6 3L 2979CC Turbo	N55B30A		N/S	N/S	L4 2.0L 1998cc Turbo	B46B2000		N/S	N/S
<b>X4 xDrive30i</b>					<b>440i</b>				
L4 2.0L 1997cc 121 CID Turbo	N20B20A		N/S	N/S	L6 3.0L 2998cc Turbo	B58B30M0		N/S	N/S
<b>X5 M50i</b>					<b>440i Gran Coupe</b>				
V8 4.4L 4395cc Turbo	N63B44B		N/S	N/S	L6 3.0L 2998cc Turbo	B58B30M0		N/S	N/S
<b>X5 xDrive40i</b>					<b>440i xDrive</b>				
L6 3L 3000CC 183CID Turbo	B58B30		N/S	N/S	L6 3.0L 2998cc Turbo	B58B30M0		N/S	N/S
<b>X5 xDrive50i</b>					<b>440i xDrive Gran Coupe</b>				
V8 4.4L 4395cc Turbo	N63B44B		N/S	N/S	L6 3.0L 2998cc Turbo	B58B30M0		N/S	N/S
<b>X6</b>					<b>530e Hybrid</b>				
L6 3.0L 2979CC 181.8CID Turbo	N55B30M0		N/S	N/S	L4 2.0 Turbo Electric/Gas			N/S	N/S
V8 4.4L 4400CC 269CID Turbo			N/S	N/S	<b>530e xDrive Hybrid</b>				
<b>X7 xDrive40i</b>					<b>530i</b>				
L6 3.0L 2998cc Turbo	B58B30M0		N/S	N/S	L4 2.0L Turbo			N/S	N/S
<b>X7 xDrive50i</b>					<b>530i xDrive</b>				
V8 4.4L 4395cc Turbo	N63B44		N/S	N/S	L4 2.0L Turbo			N/S	N/S
<b>Z4</b>					<b>540D</b>				
L4 2.0L 2000CC 122CID Turbo	B48B20		N/S	N/S	L6 3.0L 2993cc Turbo Diesel	N57D30T		N/A	N/A
L6 3.0L 3000CC 183CID Turbo	B58B30		N/S	N/S	<b>540i</b>				
<b>2019</b>					<b>540i xDrive</b>				
<b>230i</b>					<b>540i xDrive</b>				
L4 2.0L 1998cc Turbo	B46B2000		N/A	N/A	L6 3.0L 2979cc Turbo			N/S	N/S
<b>230i xDrive</b>					<b>550i XDRIVE</b>				
L4 2.0L 1998cc Turbo	B46B2000		N/S	N/S	V8 4.4L 4400CC 269CID Turbo			N/S	N/S
<b>320i</b>					<b>640i</b>				
L4 2.0L 1997cc 121 CID Turbo	N20B20A		N/S	N/S	L6 3L 2979CC Turbo	N55B30A		N/S	N/S
<b>320i XDRIVE</b>					<b>640i Gran Coupe</b>				
L4 2.0L 1997cc 121 CID Turbo	N20B20A		N/S	N/S	L6 3L 2979CC Turbo	N55B30A		N/S	N/S
<b>328D</b>					<b>640i XDRIVE</b>				
L4 2.0L 1995cc 121 CID Turbo Diesel			N/S	N/S	L6 3L 2979CC Turbo	N55B30A		N/S	N/S
<b>328D XDRIVE</b>					<b>640i xDrive Gran Coupe</b>				
L4 2.0L 1995cc 121 CID Turbo Diesel			N/S	N/S	L6 3L 2979CC Turbo	N55B30A		N/S	N/S
<b>330e</b>					<b>640i xDrive Gran Turismo</b>				
L4 2.0 Turbo Electric/Gas			N/S	N/S	L6 3L 2979CC Turbo	N55B30A		N/S	N/S
<b>330i</b>									
L4 2.0L 1998cc Turbo	B46B2000		N/S	N/S					

See pages 13-16 for footnotes.

*Italicized Part Numbers May Not Be Available.*  
 Las piezas con números en *italicas* pueden no estar disponibles.  
 Les numéros de pièce en *italiques* peuvent ne pas être disponibles.

P  
a  
s  
s  
C  
a  
r  
L  
i  
g  
h  
t  
T  
r  
u  
c  
k  
F  
u  
e  
l  
F  
i  
l  
t  
e  
r  
s



BMW 2019-2018

Pass Car Light Truck Fuel Filter Section

Year/Año/Année Model/Modelo/Modèle Engine/Motor/Moteur	Eng. Code Código de motor Code moteur	VIN NIV NIV	GOLD Fuel Combustible Carburant	ProSelect Fuel Combustible Carburant	Year/Año/Année Model/Modelo/Modèle Engine/Motor/Moteur	Eng. Code Código de motor Code moteur	VIN NIV NIV	GOLD Fuel Combustible Carburant	ProSelect Fuel Combustible Carburant
<b>BMW (Cont'd/Suite)</b>					<b>BMW (Cont'd/Suite)</b>				
<b>2019 (Cont'd/Suite)</b>					<b>2019 (Cont'd/Suite)</b>				
<b>650I GRAN COUPE</b>					<b>X3 M40i</b>				
V8 4.4L 4395cc Turbo	N63B44		N/S	N/S	L6 3L 3000CC 183CID Turbo	B58B30		N/S	N/S
<b>650I XDRIVE</b>					<b>X3 xDrive30i</b>				
V8 4.4L 4395cc Turbo	N63B44		N/S	N/S	L4 2L 2000CC 122CID - Turbo	B48B20B		N/S	N/S
<b>740e</b>					<b>X4 M40i</b>				
L4 2.0 Turbo Electric/Gas			N/S	N/S	L6 3L 2979CC Turbo	N55B30A		N/S	N/S
<b>740e xDrive</b>					<b>X4 xDrive30i</b>				
L4 2.0 Turbo Electric/Gas			N/S	N/S	L4 2.0L 1997cc 121 CID Turbo	N20B20A		N/S	N/S
<b>740I</b>					<b>X5</b>				
L6 3.0L 2998cc Turbo			N/S	N/S	L6 3L 2993CC 183CID Turbo Diesel	N57D30T0		N/S	N/S
<b>740i xDrive</b>					<b>X5 M</b>				
L6 3.0L 2998cc Turbo			N/S	N/S	V8 4.4L 4400CC 269CID Turbo	N63B44B		N/S	N/S
<b>750I</b>					<b>X5 xDrive40e</b>				
V8 4.4L 4395cc			N/S	N/S	L4 2.0 Turbo Electric/Gas			N/S	N/S
<b>750Li xDrive</b>					<b>X5 xDrive40i</b>				
V8 4.4L 4400CC 269CID Turbo			N/S	N/S	L6 3L 2979CC Turbo	N55B30A		N/S	N/S
<b>760i</b>					<b>X6</b>				
V12 6.6L 6600CC 403CID - N74B66 Turbo			N/S	N/S	L6 3.0L 2979CC 181.8CID Turbo	N55B30M0		N/S	N/S
<b>ALPINA B6 XDRIVE GRAN COUPE</b>					<b>X6 M</b>				
V8 4.4L 4395cc Turbo	N63M20A		N/S	N/S	V8 4.4L 4400CC 269CID Turbo			N/S	N/S
<b>ALPINA B7 xDRIVE</b>					<b>X7 xDrive40i</b>				
V8 4.4L 4400CC 269CID Turbo			N/S	N/S	L6 3.0L 2998cc Turbo	B58B30M0		N/S	N/S
<b>i3 Range Extender</b>					<b>X7 xDrive50i</b>				
L2 647cc Electric/Gas			N/S	N/S	V8 4.4L 4395cc Turbo	N63B44		N/S	N/S
<b>i8</b>					<b>Z4</b>				
L3 1.5L 1499cc Turbo Electric/Gas	B38T		N/S	N/S	L4 2.0L 2000CC 122CID Turbo	B48B20		N/S	N/S
<b>M2</b>					<b>220I</b>				
L6 3.0L 2979cc Turbo	N54B30A		N/S	N/S	L6 3.0L 3000CC 183CID Turbo	B58B30		N/S	N/S
<b>M240i</b>					<b>230i</b>				
L6 3.0L 2998cc Turbo	B58B30M0		N/A	N/A	L4 2.0L 1997cc (Mex.)			N/S	N/S
<b>M240i xDrive</b>					<b>230i xDrive</b>				
L6 3.0L 2979cc Turbo	N54B30A		N/A	N/A	L4 2.0L 1998cc Turbo	B46B2000		N/S	N/S
<b>M340i</b>					<b>320I XDRIVE</b>				
L6 3.0L 2998cc Turbo	B58B30M0		N/S	N/S	L4 2.0L 1997cc 121 CID Turbo	N20B20A		N/S	N/S
<b>M340i xDrive</b>					<b>328D</b>				
L6 3.0L 2998cc Turbo	B58B30M0		N/S	N/S	L4 2.0L 1995cc 121 CID Turbo Diesel			N/S	N/S
<b>M4</b>					<b>328D XDRIVE</b>				
L6 3L 3000CC 183CID Turbo			N/S	N/S	L4 2.0L 1995cc 121 CID Turbo Diesel			N/S	N/S
<b>M5</b>					<b>330e</b>				
V8 4.4L 4400CC 269CID Turbo	S63B44T4		N/S	N/S	L4 2.0 Turbo Electric/Gas			N/S	N/S
<b>M550i xDrive</b>					<b>330i</b>				
V8 4.4L 4395cc Turbo	N63B44B		N/S	N/S	L4 2.0L 1998cc Turbo	B46B2000		N/S	N/S
<b>M6</b>									
V8 4.4L 4395cc Turbo	S63B44B		N/S	N/S					
<b>M6 GRAN COUPE</b>									
V8 4.4L 4395cc Turbo	S63B44B		N/S	N/S					
<b>M760i xDrive</b>									
V12 6.6L 6600CC 403CID - N74B66 Turbo			N/S	N/S					
<b>M850i xDrive</b>									
V8 4.4L 4395cc Turbo	N63B44		N/S	N/S					
<b>X1</b>									
L4 2.0L	B48A20M0		N/S	N/S					
<b>X2</b>									
L4 2.0L Turbo			N/S	N/S					

See pages 13-16 for footnotes.

*Italicized Part Numbers May Not Be Available.*  
Las piezas con números en *italicas* pueden no estar disponibles.  
Les numéros de pièce en *italiques* peuvent ne pas être disponibles.



Pass Car Light Truck Fuel Filter Section

BMW 2018

Year/Año/Année Model/Modelo/Modèle Engine/Motor/Moteur	Eng. Code Código de motor Code moteur	VIN NIV NIV	GOLD Fuel Combustible Carburant	ProSelect Fuel Combustible Carburant	Year/Año/Année Model/Modelo/Modèle Engine/Motor/Moteur	Eng. Code Código de motor Code moteur	VIN NIV NIV	GOLD Fuel Combustible Carburant	ProSelect Fuel Combustible Carburant
<b>BMW (Cont'd/Suite)</b>					<b>BMW (Cont'd/Suite)</b>				
<b>2018 (Cont'd/Suite)</b>					<b>2018 (Cont'd/Suite)</b>				
<b>330i GT xDrive</b>					<b>640i XDRIVE</b>				
L4 2.0L 1998cc Turbo	B46B2000		N/S	N/S	L6 3L 2979CC Turbo	N55B30A		N/S	N/S
<b>330i xDrive</b>					<b>640i XDRIVE CONVERTIBLE</b>				
L4 2.0L 1998cc Turbo	B46B2000		N/S	N/S	L6 3L 2979CC Turbo	N55B30A		N/S	N/S
<b>340i</b>					<b>640i xDrive Gran Coupe</b>				
L6 3.0L 2998cc Turbo	B58B30M0		N/S	N/S	L6 3L 2979CC Turbo	N55B30A		N/S	N/S
<b>340i GT xDrive</b>					<b>640i xDrive Gran Turismo</b>				
L6 3.0L 2998cc Turbo	B58B30M0		N/S	N/S	L6 3L 2979CC Turbo	N55B30A		N/S	N/S
<b>340i XDRIVE</b>					<b>650i GRAN COUPE</b>				
L6 3.0L 2998cc Turbo	B58B30M0		N/S	N/S	V8 4.4L 4395cc Turbo	N63B44		N/S	N/S
<b>420i</b>					<b>650i XDRIVE</b>				
L4 2.0L 1998CC 122CID (Mex.)			N/S	N/S	V8 4.4L 4395cc Turbo	N63B44		N/S	N/S
<b>430i</b>					<b>740e xDrive</b>				
L4 2.0L 1998cc Turbo	B46B2000		N/S	N/S	L4 2.0 Turbo Electric/Gas			N/S	N/S
L6 3.0L 2998cc Turbo			N/S	N/S	<b>740i</b>				
<b>430i Gran Coupe</b>					L6 3.0L 2998cc Turbo				
L4 2.0L 1998cc Turbo	B46B2000		N/S	N/S	<b>750i</b>				
<b>430i xDrive</b>					V8 4.4L 4395cc				
L4 2.0L 1998cc Turbo	B46B2000		N/S	N/S	<b>750i XDRIVE</b>				
<b>430i xDrive Gran Coupe</b>					V8 4.4L 4395cc				
L4 2.0L 1998cc Turbo	B46B2000		N/S	N/S	<b>750Li xDrive</b>				
<b>440i</b>					V8 4.4L 4395cc				
L6 3.0L 2998cc Turbo	B58B30M0		N/S	N/S	<b>ALPINA B6 XDRIVE GRAN COUPE</b>				
<b>440i Gran Coupe</b>					V8 4.4L 4395cc Turbo				
L6 3.0L 2998cc Turbo	B58B30M0		N/S	N/S	N63M20A				
<b>440i xDrive</b>					<b>ALPINA B7 xDRIVE</b>				
L6 3.0L 2998cc Turbo	B58B30M0		N/S	N/S	V8 4.4L 4400CC 269CID Turbo				
<b>440i xDrive Gran Coupe</b>					<b>i3</b>				
L6 3.0L 2998cc Turbo	B58B30M0		N/S	N/S	Electric Electric				
<b>520i</b>					<b>i3 Range Extender</b>				
L4 2.0L 1998CC 122CID (Mex.)			N/S	N/S	L2 647cc Electric/Gas				
<b>530e</b>					<b>i8</b>				
L4 2.0 Turbo Electric/Gas			N/S	N/S	L3 1.5L 1499cc Turbo Electric/Gas				
<b>530e xDrive</b>					B38T				
L4 2.0 Turbo Electric/Gas			N/S	N/S	<b>M140i</b>				
<b>530i</b>					(Mex.)				
L4 2.0L Turbo			N/S	N/S	<b>M2</b>				
<b>530i xDrive</b>					L6 3.0L 2979cc Turbo				
L4 2.0L Turbo			N/S	N/S	N54B30A				
<b>540D</b>					<b>M240i</b>				
L6 3.0L 2993cc Turbo Diesel	N57D30T		N/A	N/A	L6 3.0L 2998cc Turbo				
<b>540i</b>					B58B30M0				
L6 3.0L 2979cc Turbo			N/S	N/S	<b>M240i xDrive</b>				
<b>540i xDrive</b>					L6 3.0L 2979cc Turbo				
L6 3.0L 2979cc Turbo			N/S	N/S	N54B30A				
<b>550i XDRIVE</b>					<b>M3</b>				
V8 4.4L 4400CC 269CID Turbo			N/S	N/S	L6 3L 2979CC Turbo				
<b>640i</b>					N55B30A				
L6 3L 2979CC Turbo	N55B30A		N/S	N/S	<b>M4</b>				
<b>640i Gran Coupe</b>					L6 3.0L 2979cc Turbo				
L6 3L 2979CC Turbo	N55B30A		N/S	N/S	S55B30				
<b>640i XDRIVE</b>					<b>M5</b>				
L6 3L 2979CC Turbo	N55B30A		N/S	N/S	V8 4.4L 4400CC 269CID Turbo				
<b>640i CONVERTIBLE</b>					S63B44T4				
L6 3L 2979CC Turbo	N55B30A		N/S	N/S	<b>M550i xDrive</b>				
<b>640i Gran Coupe</b>					V8 4.4L 4395cc Turbo				
L6 3L 2979CC Turbo	N55B30A		N/S	N/S	N63B44B				
<b>640i XDRIVE</b>					<b>M6</b>				
L6 3L 2979CC Turbo	N55B30A		N/S	N/S	V8 4.4L 4395cc Turbo				
<b>640i CONVERTIBLE</b>					S63B44B				
L6 3L 2979CC Turbo	N55B30A		N/S	N/S	<b>M6 GRAN COUPE</b>				
<b>640i Gran Coupe</b>					V8 4.4L 4395cc Turbo				
L6 3L 2979CC Turbo	N55B30A		N/S	N/S	S63B44B				
<b>640i XDRIVE</b>					<b>M760i xDrive</b>				
L6 3L 2979CC Turbo	N55B30A		N/S	N/S	V12 6.6L 6600CC 403CID - N74B66 Turbo				
<b>640i XDRIVE</b>					N/S				
L6 3L 2979CC Turbo	N55B30A		N/S	N/S	N/S				

See pages 13-16 for footnotes.

*Italicized Part Numbers May Not Be Available.*  
Las piezas con números en *italicas* pueden no estar disponibles.  
Les numéros de pièce en *italiques* peuvent ne pas être disponibles.

P  
a  
s  
s  
C  
a  
r  
L  
i  
g  
h  
t  
T  
r  
u  
c  
k  
F  
u  
e  
l  
F  
i  
l  
t  
e  
r  
s





Year/Año/Année Model/Modelo/Modèle Engine/Motor/Moteur	Eng. Code Código de motor Code moteur	VIN NIV NIV	GOLD Fuel Combustible Carburant	ProSelect Fuel Combustible Carburant	Year/Año/Année Model/Modelo/Modèle Engine/Motor/Moteur	Eng. Code Código de motor Code moteur	VIN NIV NIV	GOLD Fuel Combustible Carburant	ProSelect Fuel Combustible Carburant
<b>BMW (Cont'd/Suite)</b>					<b>BMW (Cont'd/Suite)</b>				
<b>2018 (Cont'd/Suite)</b>					<b>2017 (Cont'd/Suite)</b>				
<b>X1</b>					<b>340i XDRIVE</b>				
L4 2.0L	B48A20M0		N/S	N/S	L6 3.0L 2998cc Turbo	B58B30M0		N/S	N/S
<b>X2</b>					<b>420i</b>				
L4 2.0L Turbo			N/S	N/S	L4 2.0L 1998CC 122CID (Mex.)			N/S	N/S
<b>X3 M40i</b>					<b>430i</b>				
L6 3L 3000CC 183CID Turbo	B58B30		N/S	N/S	L4 2.0L 1998cc Turbo	B46B2000		N/S	N/S
<b>X3 xDrive30i</b>					<b>430i Gran Coupe</b>				
L4 2L 2000CC 122CID - Turbo	B48B20B		N/S	N/S	L4 2.0L 1998cc Turbo	B46B2000		N/S	N/S
<b>X4</b>					<b>430i xDrive</b>				
L4 2.0L 1997cc 121 CID Turbo	N20B20A		N/S	N/S	L4 2.0L 1998cc Turbo	B46B2000		N/S	N/S
<b>X4 M40i</b>					<b>430i xDrive Gran Coupe</b>				
L6 3L 2979CC Turbo	N55B30A		N/S	N/S	L4 2.0L 1998cc Turbo	B46B2000		N/S	N/S
<b>X5 XDRIVE35D</b>					<b>435i Gran Coupe</b>				
L6 3L 2993CC 183CID Turbo Diesel	N57D30T0		N/A	N/A	L6 3L 2979CC Turbo	N55B30A		N/S	N/S
<b>X5 XDRIVE35I</b>					<b>440i</b>				
L6 3L 2979CC Turbo	N55B30A		N/S	N/S	L6 3.0L 2998cc Turbo	B58B30M0		N/S	N/S
<b>X5 xDrive40e</b>					<b>440i Gran Coupe</b>				
L4 2.0 Turbo Electric/Gas			N/S	N/S	L6 3.0L 2998cc Turbo	B58B30M0		N/S	N/S
<b>X5 xDrive50i</b>					<b>440i xDrive</b>				
V8 4.4L 4395cc Turbo	N63B44B		N/S	N/S	L6 3.0L 2998cc Turbo	B58B30M0		N/S	N/S
<b>X6</b>					<b>440i xDrive Gran Coupe</b>				
L6 3.0L 2979CC 181.8CID Turbo	N55B30M0		N/S	N/S	L6 3.0L 2998cc Turbo	B58B30M0		N/S	N/S
<b>X6 M</b>					<b>530i</b>				
V8 4.4L 4400CC 269CID Turbo			N/S	N/S	L4 2.0L Turbo			N/S	N/S
<b>2017</b>					<b>530i xDrive</b>				
<b>120i</b>					L4 2.0L Turbo			N/S	N/S
L4 2.0L 1998CC 122CID (Mex.)			N/S	N/S	<b>535i GT</b>				
<b>220i</b>					L6 3L 2979CC Turbo				
L4 2.0L 1997cc (Mex.)			N/S	N/S	N55B30A			N/S	N/S
<b>230i</b>					<b>535i GT XDRIVE</b>				
L4 2.0L 1998cc Turbo	B46B2000		N/S	N/S	L6 3L 2979CC Turbo	N55B30A		N/S	N/S
<b>230i xDrive</b>					<b>540i</b>				
L4 2.0L 1998cc Turbo	B46B2000		N/S	N/S	L6 3.0L 2979cc Turbo			N/S	N/S
<b>320i</b>					<b>540i xDrive</b>				
L4 2.0L 1997cc 121 CID Turbo	N20B20A		N/S	N/S	L6 3.0L 2979cc Turbo			N/S	N/S
<b>320i XDRIVE</b>					<b>550i</b>				
L4 2.0L 1997cc 121 CID Turbo	N20B20A		N/S	N/S	V8 4.4L 4395cc Turbo	N63B44B		N/S	N/S
<b>328D</b>					<b>550i GT XDRIVE</b>				
L4 2.0L 1995cc 121 CID Turbo Diesel			N/A	N/A	V8 4.4L 4395cc Turbo	N63B44B		N/S	N/S
<b>328D XDRIVE</b>					<b>640i</b>				
L4 2.0L 1995cc 121 CID Turbo Diesel			N/A	N/A	L6 3L 2979CC Turbo	N55B30A		N/S	N/S
<b>330e</b>					<b>640i CONVERTIBLE</b>				
L4 2.0 Turbo Electric/Gas			N/S	N/S	L6 3L 2979CC Turbo	N55B30A		N/S	N/S
<b>330i</b>					<b>640i Gran Coupe</b>				
L4 2.0L 1998cc Turbo	B46B2000		N/S	N/S	L6 3L 2979CC Turbo	N55B30A		N/S	N/S
<b>330i GT xDrive</b>					<b>640i XDRIVE</b>				
L4 2.0L 1998cc Turbo	B46B2000		N/S	N/S	L6 3L 2979CC Turbo	N55B30A		N/S	N/S
<b>330i xDrive</b>					<b>640i XDRIVE CONVERTIBLE</b>				
L4 2.0L 1998cc Turbo	B46B2000		N/S	N/S	L6 3L 2979CC Turbo	N55B30A		N/S	N/S
<b>340i</b>					<b>640i xDrive Gran Coupe</b>				
L6 3.0L 2998cc Turbo	B58B30M0		N/S	N/S	L6 3L 2979CC Turbo	N55B30A		N/S	N/S
<b>340i GT xDrive</b>					<b>650i</b>				
L6 3.0L 2998cc Turbo	B58B30M0		N/S	N/S	V8 4.4L 4395cc Turbo	N63B44		N/S	N/S
					<b>650i GRAN COUPE</b>				
					V8 4.4L 4395cc Turbo				
					N63B44				
					N/S				
					N/S				

See pages 13-16 for footnotes.



Pass Car Light Truck Fuel Filter Section

BMW 2017-2016

Year/Año/Année Model/Modelo/Modèle Engine/Motor/Moteur	Eng. Code Código de motor Code moteur	VIN NIV NIV	GOLD Fuel Combustible Carburant	ProSelect Fuel Combustible Carburant	Year/Año/Année Model/Modelo/Modèle Engine/Motor/Moteur	Eng. Code Código de motor Code moteur	VIN NIV NIV	GOLD Fuel Combustible Carburant	ProSelect Fuel Combustible Carburant
<b>BMW (Cont'd/Suite)</b>					<b>BMW (Cont'd/Suite)</b>				
<b>2017 (Cont'd/Suite)</b>					<b>2017 (Cont'd/Suite)</b>				
<b>650I XDRIVE</b>					<b>X5 M</b>				
V8 4.4L 4395cc Turbo	N63B44		N/S	N/S	V8 4.4L 4395cc Turbo	N63B44B		N/S	N/S
<b>650I XDRIVE GRAN COUPE</b>					<b>X5 XDRIVE35D</b>				
V8 4.4L 4395cc Turbo	N63B44		N/S	N/S	L6 3.0L 2993cc Turbo Diesel	N57D30T		N/A <sup>61</sup>	N/A <sup>61</sup>
<b>740e xDrive</b>					<b>X5 XDRIVE35I</b>				
L4 2.0 Turbo Electric/Gas			N/S	N/S	L6 3L 2979CC Turbo	N55B30A		N/S	N/S
<b>740I</b>					<b>X5 xDrive40e</b>				
L6 3.0L 2998cc Turbo			N/S	N/S	L4 2.0 Turbo Electric/Gas			N/S	N/S
<b>740i xDrive</b>					<b>X6</b>				
L6 3.0L 2998cc Turbo			N/S	N/S	L6 3L 2979CC Turbo	N55B30A		N/S	N/S
<b>750I</b>					<b>X6 M</b>				
V8 4.4L 4395cc			N/S	N/S	V8 4.4L 4395cc Turbo	N63B44B		N/S	N/S
<b>750i XDRIVE</b>					<b>X6 M</b>				
V8 4.4L 4395cc			N/S	N/S	V8 4.4L 4395cc (Turbo Charged S63R Gas )	S63R		N/S	N/S
<b>ALPINA B6 XDRIVE GRAN COUPE</b>					<b>2016</b>				
V8 4.4L 4395cc Turbo	N63M20A		N/S	N/S	<b>120I</b>				
<b>ALPINA B7 xDRIVE</b>					L4 1.6L 1598CC 98CID (Mex.)				
V8 4.4L 4400CC 269CID Turbo			N/S	N/S	<b>220I ACTIVE TOURER</b>				
<b>i3</b>					L4 2.0L 1998cc 122CID Turbo (Mex.)				
Electric Electric			N/S	N/S	<b>228I</b>				
<b>i3 Range Extender</b>					L4 2.0L 1997cc 121 CID Turbo				
L2 647cc Electric/Gas			N/S	N/S	<b>228I XDRIVE</b>				
<b>i8</b>					L4 2.0L 1997cc 121 CID Turbo				
L3 1.5L 1499cc Turbo Electric/Gas	B38T		N/S	N/S	<b>320I</b>				
<b>M140i</b>					L4 2.0L 1997cc 121 CID Turbo				
(Mex.)			N/S	N/S	<b>320I XDRIVE</b>				
<b>M2</b>					L4 2.0L 1997cc 121 CID Turbo				
L6 3.0L 2979cc Turbo	N54B30A		N/S	N/S	<b>328D</b>				
<b>M240i</b>					L4 2.0L 1995cc 121 CID Turbo Diesel				
L6 3.0L 2998cc Turbo	B58B30M0		N/A	N/A	<b>328D XDRIVE</b>				
<b>M240i xDrive</b>					L4 2.0L 1995cc 121 CID Turbo Diesel				
L6 3.0L 2979cc Turbo	N54B30A		N/A	N/A	<b>328I</b>				
<b>M3</b>					L4 2.0L 1997cc 121 CID Turbo				
L6 3L 2979CC Turbo	N55B30A		N/S	N/S	<b>328I GT XDRIVE</b>				
<b>M4</b>					L4 2.0L 1997cc 121 CID Turbo				
L6 3.0L 2979cc Turbo	S55B30		N/S	N/S	<b>328I XDRIVE</b>				
<b>M6</b>					L4 2.0L 1997cc 121 CID Turbo				
V8 4.4L 4395cc Turbo	S63B44B		N/S	N/S	<b>330e</b>				
<b>M6 GRAN COUPE</b>					L4 2.0 Turbo Electric/Gas				
V8 4.4L 4395cc Turbo	S63B44B		N/S	N/S	<b>330i</b>				
<b>M760i xDrive</b>					L4 2.0L 1997cc (Mex.)				
V12 6.6L 6600CC 403CID - N74B66 Turbo			N/S	N/S	<b>335I GT XDRIVE</b>				
<b>X1</b>					L6 3L 2979CC Turbo				
L4 2.0L	B48A20M0		N/S	N/S	<b>340I</b>				
<b>X3</b>					L6 3.0L 2998cc Turbo				
L4 2.0L 1995cc 121 CID Turbo Diesel	N47D20		N/A	N/A	<b>340I XDRIVE</b>				
L4 2.0L 1997cc 121 CID Turbo	N20B20A		N/S	N/S	L6 3.0L 2998cc Turbo				
L6 3L 2979CC Turbo	N55B30A		N/S	N/S	<b>420i</b>				
<b>X4</b>					L4 2.0L 1997cc (Mex.)				
L4 2.0L 1997cc 121 CID Turbo	N20B20A		N/S	N/S	<b>428I</b>				
L6 3L 2979CC Turbo	N55B30A		N/S	N/S	L4 2.0L 1997cc 121 CID Turbo				
<b>X5</b>					<b>428i Gran Coupe</b>				
V8 4.4L 4395cc (Turbo Charged S63R Gas )	S63R		N/S	N/S	L4 2.0L 1997cc 121 CID Turbo				

See pages 13-16 for footnotes.

*Italicized Part Numbers May Not Be Available.*  
Las piezas con números en *italicas* pueden no estar disponibles.  
Les numéros de pièce en *italiques* peuvent ne pas être disponibles.

P  
a  
s  
s  
C  
a  
r  
L  
i  
g  
h  
t  
T  
r  
u  
c  
k  
F  
u  
e  
l  
F  
i  
l  
t  
e  
r  
s



Year/Año/Année Model/Modelo/Modèle Engine/Motor/Moteur	Eng. Code Código de motor Code moteur	VIN NIV NIV	GOLD Fuel Combustible Carburant	ProSelect Fuel Combustible Carburant	Year/Año/Année Model/Modelo/Modèle Engine/Motor/Moteur	Eng. Code Código de motor Code moteur	VIN NIV NIV	GOLD Fuel Combustible Carburant	ProSelect Fuel Combustible Carburant
<b>BMW (Cont'd/Suite)</b>					<b>BMW (Cont'd/Suite)</b>				
<b>2016 (Cont'd/Suite)</b>					<b>2016 (Cont'd/Suite)</b>				
<b>428I XDRIVE</b>					<b>i3 Range Extender</b>				
L4 2.0L 1997cc 121 CID Turbo	N20B20A		N/S	N/S	L2 647cc Electric/Gas			N/S	N/S
<b>428I XDRIVE GRAN COUPE</b>					<b>i8</b>				
L4 2.0L 1997cc 121 CID Turbo	N20B20A		N/S	N/S	L3 1.5L 1499cc Turbo Electric/Gas	B38T		N/S	N/S
<b>435I</b>					<b>M135I</b>				
L6 3L 2979CC Turbo	N55B30A		N/S	N/S	L6 3.0L 2979CC 182CID (Mex.)			N/S	N/S
<b>435I XDRIVE</b>					<b>M2</b>				
L6 3L 2979CC Turbo	N55B30A		N/S	N/S	L6 3.0L 2979cc Turbo	N54B30A		N/S	N/S
<b>528I</b>					<b>M235I</b>				
L4 2.0L 1997cc 121 CID Turbo	N20B20A		N/S	N/S	L6 3L 2979CC Turbo	N55B30A		N/S	N/S
<b>528I XDRIVE</b>					<b>M235I XDRIVE</b>				
L4 2.0L 1997cc 121 CID Turbo	N20B20A		N/S	N/S	L6 3L 2979CC Turbo	N55B30A		N/S	N/S
<b>535D</b>					<b>M3</b>				
L6 3.0L 2993cc Turbo Diesel	N57D30T		N/S	N/S	L6 3L 2979CC Turbo	N55B30A		N/S	N/S
<b>535D XDRIVE</b>					<b>M4</b>				
L6 3.0L 2993cc Turbo Diesel	N57D30T		N/S	N/S	L6 3.0L 2979cc Turbo	S55B30		N/S	N/S
<b>535I</b>					<b>M5</b>				
L6 3L 2979CC Turbo	N55B30A		N/S	N/S	V8 4.4L 4395cc Turbo	S63B44B		N/S	N/S
<b>535I GT</b>					<b>M6</b>				
L6 3L 2979CC Turbo	N55B30A		N/S	N/S	V8 4.4L 4395cc Turbo	S63B44B		N/S	N/S
<b>535I GT XDRIVE</b>					<b>M6 GRAN COUPE</b>				
L6 3L 2979CC Turbo	N55B30A		N/S	N/S	V8 4.4L 4395cc Turbo	S63B44B		N/S	N/S
<b>535I XDRIVE</b>					<b>X1</b>				
L6 3L 2979CC Turbo	N55B30A		N/S	N/S	L4 2.0L	B48A20M0		N/S	N/S
<b>550I</b>					<b>X3</b>				
V8 4.4L 4395cc Turbo	N63B44B		N/S	N/S	L4 2.0L 1995cc 121 CID Turbo Diesel	N47D20		N/A	N/A
<b>550I GT XDRIVE</b>					<b>X3 sDrive28i</b>				
V8 4.4L 4395cc Turbo	N63B44B		N/S	N/S	L4 2.0L 1997cc 121 CID Turbo	N20B20A		N/S	N/S
<b>550I XDRIVE</b>					<b>X3 xDrive 28i</b>				
V8 4.4L 4395cc Turbo	N63B44B		N/S	N/S	L4 2.0L 1997cc 121 CID Turbo	N20B20A		N/S	N/S
<b>640 SERIES</b>					<b>X3 xDrive 35i</b>				
L6 3L 2979CC Turbo	N55B30A		N/S	N/S	L6 3L 2979CC Turbo	N55B30A		N/S	N/S
<b>640I</b>					<b>X4</b>				
L6 3L 2979CC Turbo	N55B30A		N/S	N/S	L4 2.0L 1997cc 121 CID Turbo	N20B20A		N/S	N/S
<b>640I CONVERTIBLE</b>					<b>X5</b>				
L6 3L 2979CC Turbo	N55B30A		N/S	N/S	L6 3L 2979CC Turbo	N55B30A		N/S	N/S
<b>640I XDRIVE</b>					<b>X5 M</b>				
L6 3L 2979CC Turbo	N55B30A		N/S	N/S	V8 4.4L 4395cc (Turbo Charged S63R Gas )	N55B30A S63R		N/S	N/S
<b>640I XDRIVE CONVERTIBLE</b>					<b>X5 XDRIVE35D</b>				
L6 3L 2979CC Turbo	N55B30A		N/S	N/S	V8 4.4L 4395cc Turbo	N63B44		N/S	N/S
<b>650 SERIES</b>					<b>X5 XDRIVE40E</b>				
V8 4.4L 4395cc Turbo	N63B44B		N/S	N/S	L4 2.0 Turbo Electric/Gas			N/S	N/S
<b>740I</b>					<b>X5 XDRIVE50I</b>				
L6 3.0L 2998cc Turbo			N/S	N/S	V8 4.4L 4395cc Turbo	N63B44		N/S	N/S
<b>750I</b>					<b>X6</b>				
V8 4.4L 4395cc			N/S	N/S	L6 3L 2979CC Turbo	N55B30A S63R		N/S	N/S
<b>750i XDRIVE</b>					<b>X6</b>				
V8 4.4L 4400CC 269CID Turbo			N/S	N/S	V8 4.4L 4395cc (Turbo Charged S63R Gas )	N55B30A S63R		N/S	N/S
<b>ACTIVEHYBRID 5</b>					<b>X6</b>				
L6 3.0L 2979cc Turbo Electric/Gas			N/S	N/S	V8 4.4L 4395cc Turbo	N63B44		N/S	N/S
<b>ALPINA B6 XDRIVE GRAN COUPE</b>					<b>X6</b>				
V8 4.4L 4395cc Turbo	N63M20A		N/S	N/S	L6 3L 2979CC Turbo	N55B30A S63R		N/S	N/S
<b>i3</b>					<b>X6</b>				
Electric Electric			N/S	N/S	V8 4.4L 4395cc Turbo	N63B44		N/S	N/S

See pages 13-16 for footnotes.



Pass Car Light Truck Fuel Filter Section

BMW 2016-2015

Year/Año/Année Model/Modelo/Modèle Engine/Motor/Moteur	Eng. Code Código de motor Code moteur	VIN NIV NIV	GOLD Fuel Combustible Carburant	ProSelect Fuel Combustible Carburant	Year/Año/Année Model/Modelo/Modèle Engine/Motor/Moteur	Eng. Code Código de motor Code moteur	VIN NIV NIV	GOLD Fuel Combustible Carburant	ProSelect Fuel Combustible Carburant			
<b>BMW (Cont'd/Suite)</b>					<b>BMW (Cont'd/Suite)</b>							
<b>2016 (Cont'd/Suite)</b>					<b>2015 (Cont'd/Suite)</b>							
<b>X6 M</b>					<b>640 SERIES</b>							
V8 4.4L 4395cc (Turbo Charged S63R Gas)	S63R		N/S	N/S	L6 3L 2979CC Turbo	N55B30A		N/S	N/S			
<b>X6 sDrive35i</b>					<b>650 SERIES</b>							
L6 3L 2979CC Turbo	N55B30A		N/S	N/S	V8 4.4L 4395cc Turbo	N63B44B		N/S	N/S			
<b>X6 XDRIVE35I</b>					<b>740 SERIES</b>							
L6 3L 2979CC Turbo	N55B30A		N/S	N/S	L6 3L 2979CC Turbo	N55B30A		N/S	N/S			
<b>X6 XDRIVE50I</b>					<b>750 SERIES</b>							
V8 4.4L 4395cc Turbo	N63B44		N/S	N/S	V8 4.4L 4395cc Turbo	N63B44B		N/S	N/S			
<b>Z4</b>					<b>760 SERIES</b>							
L4 2.0L 1997cc 121 CID Turbo	N20B20A		N/S	N/S	V12 6.0L 5972cc Turbo	N74B60A		N/S	N/S			
L6 3.0L 2979cc Turbo	N54B30A		N/S	N/S	<b>ACTIVEHYBRID 3</b>							
<b>2015</b>					L6 3.0L 2979cc Turbo Electric/Gas					N/S	N/S	
					<b>ACTIVEHYBRID 5</b>							
<b>118i</b>					L6 3.0L 2979cc Turbo Electric/Gas					N/S	N/S	
L4 1.6L 1598cc (Mex.)			N/S	N/S	<b>ACTIVEHYBRID 7</b>							
<b>220I ACTIVE TOURER</b>					L6 3.0L 2979cc Turbo Electric/Gas					N/S	N/S	
L4 2.0L 1998cc 122CID Turbo (Mex.)	B48A20A		N/S	N/S	<b>ALPINA B6</b>							
<b>228I</b>					V8 4.4L 4395cc Turbo					N63M20A	N/S	N/S
L4 2.0L 1997cc 121 CID Turbo	N20B20A		N/S	N/S	<b>ALPINA B7</b>							
<b>228I XDRIVE</b>					V8 4.4L 4395cc Turbo					N63M20A	N/S	N/S
L4 2.0L 1997cc 121 CID Turbo	N20B20A		N/S	N/S	<b>ALPINA B7L</b>							
<b>320I</b>					V8 4.4L 4395cc Turbo					N63M20A	N/S	N/S
L4 2.0L 1997cc 121 CID Turbo	N20B20A		N/S	N/S	<b>i3</b>							
<b>320I XDRIVE</b>					Electric Electric					N/S	N/S	
L4 2.0L 1997cc 121 CID Turbo	N20B20A		N/S	N/S	<b>i3 Range Extender</b>							
<b>328 SERIES</b>					L2 647cc Electric/Gas					N/S	N/S	
L4 2.0L 1995cc 121 CID Turbo Diesel	N47D20	4	N/S	N/S	<b>i8</b>							
L4 2.0L 1997cc 121 CID Turbo	N20B20A		N/S	N/S	L3 1.5L 1499cc Turbo Electric/Gas					B38T	N/S	N/S
<b>328I GT XDRIVE</b>					<b>M235I</b>							
L4 2.0L 1997cc 121 CID Turbo	N20B20A		N/S	N/S	L6 3L 2979CC Turbo					N55B30A	N/S	N/S
<b>328I XDRIVE</b>					<b>M3</b>							
L4 2.0L 1997cc 121 CID Turbo	N20B20A	4	N/S	N/S	L6 3L 2979CC Turbo					N55B30A	N/S	N/S
<b>335 SERIES</b>					<b>M4</b>							
L6 3L 2979CC Turbo	N55B30A		N/S	N/S	L6 3L 2979CC Turbo					N55B30A	N/S	N/S
<b>428I</b>					<b>M5</b>							
L4 2.0L 1997cc 121 CID Turbo	N20B20A		N/S	N/S	V8 4.4L 4395cc Turbo					S63B44B	N/S	N/S
<b>428I XDRIVE</b>					<b>M6</b>							
L4 2.0L 1997cc 121 CID Turbo	N20B20A		N/S	N/S	V8 4.4L 4395cc Turbo					S63B44B	N/S	N/S
<b>435I</b>					<b>X1 sDrive28i</b>							
L6 3L 2979CC Turbo	N55B30A		N/S	N/S	L4 2.0L 1997cc 121 CID Turbo					N20B20A	N/S	N/S
<b>435I XDRIVE</b>					<b>X1 xDrive28i</b>							
L6 3L 2979CC Turbo	N55B30A		N/S	N/S	L4 2.0L 1997cc 121 CID Turbo					N20B20A	N/S	N/S
<b>520 SERIES</b>					<b>X1 xDrive35i</b>							
L4 2.0L 1997cc (Mex.)			N/S	N/S	L6 3L 2979CC Turbo					N55B30A	N/S	N/S
<b>528 SERIES</b>					<b>X3</b>							
L4 2.0L 1997cc 121 CID Turbo	N20B20A		N/S	N/S	L4 2.0L 1995cc 121 CID Turbo Diesel					N47D20	N/A	N/A
<b>528I XDRIVE</b>					<b>X3 sDrive28i</b>							
L4 2.0L 1997cc 121 CID Turbo	N20B20A		N/S	N/S	L4 2.0L 1997cc 121 CID Turbo					N20B20A	N/S	N/S
<b>535 SERIES</b>					<b>X3 xDrive 28i</b>							
L6 3.0L 2993cc Turbo Diesel	N57D30T		N/S	N/S	L4 2.0L 1997cc 121 CID Turbo					N20B20A	N/S	N/S
L6 3L 2979CC Turbo	N55B30A		N/S	N/S	<b>X3 xDrive 35i</b>							
<b>550 SERIES</b>					L6 3L 2979CC Turbo					N55B30A	N/S	N/S
V8 4.4L 4395cc Turbo	N63B44B		N/S	N/S	<b>X4</b>							
					L4 2.0L 1997cc 121 CID Turbo					N20B20A	N/S	N/S

See pages 13-16 for footnotes.

*Italicized Part Numbers May Not Be Available.*  
 Las piezas con números en *italicas* pueden no estar disponibles.  
 Les numéros de pièce en *italiques* peuvent ne pas être disponibles.

P  
a  
s  
s  
C  
a  
r  
L  
i  
g  
h  
t  
T  
r  
u  
c  
k  
F  
u  
e  
l  
F  
i  
l  
t  
e  
r  
s



Year/Año/Année Model/Modelo/Modèle Engine/Motor/Moteur	Eng. Code Código de motor Code moteur	VIN NIV NIV	GOLD Fuel Combustible Carburant	ProSelect Fuel Combustible Carburant	Year/Año/Année Model/Modelo/Modèle Engine/Motor/Moteur	Eng. Code Código de motor Code moteur	VIN NIV NIV	GOLD Fuel Combustible Carburant	ProSelect Fuel Combustible Carburant
<b>BMW (Cont'd/Suite)</b>					<b>BMW (Cont'd/Suite)</b>				
<b>2015 (Cont'd/Suite)</b>					<b>2014 (Cont'd/Suite)</b>				
<b>X4 (Cont'd/Suite)</b>					<b>640 SERIES</b>				
L6 3L 2979CC Turbo	N55B30A		N/S	N/S	L6 3L 2979CC Turbo	N55B30A		N/S	N/S
<b>X5</b>					<b>650 SERIES</b>				
L6 3.0L 2993cc Turbo Diesel	N57D30T		N/A <sup>61</sup>	N/A <sup>61</sup>	V8 4.4L 4395cc Turbo	N63B44B		N/S	N/S
L6 3L 2979CC Turbo	N55B30A		N/S	N/S	<b>740 SERIES</b>				
<b>X5 XDRIVE50I</b>					L6 3L 2979CC Turbo	N55B30A		N/S	N/S
V8 4.4L 4395cc Turbo	N63B44		N/S	N/S	<b>750 SERIES</b>				
<b>X6</b>					V8 4.4L 4395cc Turbo	N63B44B		N/S	N/S
L6 3L 2979CC Turbo	N55B30A		N/S	N/S	<b>760 SERIES</b>				
V8 4.4L 4395cc Turbo	N63B44		N/S	N/S	V12 6.0L 5972cc Turbo	N74B60A		N/S	N/S
<b>Z4</b>					<b>ACTIVEHYBRID 3</b>				
L4 2.0L 1997cc 121 CID Turbo	N20B20A		N/S	N/S	L6 3.0L 2979cc Turbo Electric/Gas			N/S	N/S
L6 3.0L 2979cc Turbo	N54B30A		N/S	N/S	<b>ACTIVEHYBRID 5</b>				
<b>2014</b>					L6 3.0L 2979cc Turbo Electric/Gas			N/S	N/S
<b>118i</b>					<b>ACTIVEHYBRID 7</b>				
L4 1.6L 1598cc (Mex.)			N/S	N/S	L6 3.0L 2979cc Turbo Electric/Gas			N/S	N/S
<b>220I</b>					<b>ALPINA B7</b>				
L4 2.0L 1997cc (Mex.)			N/S	N/S	V8 4.4L 4395cc Turbo	N63M20A		N/S	N/S
<b>228I</b>					<b>ALPINA B7L</b>				
L4 2.0L 1997cc 121 CID Turbo	N20B20A		N/S	N/S	V8 4.4L 4395cc Turbo	N63M20A		N/S	N/S
<b>320I</b>					<b>i3</b>				
L4 2.0L 1997cc 121 CID Turbo	N20B20A		N/S	N/S	Electric Electric			N/S	N/S
<b>320I XDRIVE</b>					<b>i3 Range Extender</b>				
L4 2.0L 1997cc 121 CID Turbo	N20B20A		N/S	N/S	L2 647cc Electric/Gas			N/S	N/S
<b>328I XDRIVE</b>					<b>i8</b>				
L4 2.0L 1997cc 121 CID Turbo	N20B20A		N/S	N/S	L3 1.5L 1499cc Turbo Electric/Gas	B38T		N/S	N/S
<b>328I SERIES</b>					<b>M235I</b>				
L4 2.0L 1995cc 121 CID Turbo Diesel	N47D20		N/A	N/A	L6 3L 2979CC Turbo	N55B30A		N/S	N/S
L4 2.0L 1997cc 121 CID Turbo	N20B20A	4	N/S	N/S	<b>M5</b>				
L4 2.0L 1997cc 121 CID Turbo	N26B20A	4	N/S	N/S	V8 4.4L 4395cc Turbo	S63B44B		N/S	N/S
<b>328I GT XDRIVE</b>					<b>M6</b>				
L4 2.0L 1997cc 121 CID Turbo	N26B20A	4	N/S	N/S	V8 4.4L 4395cc Turbo	S63B44B		N/S	N/S
<b>328I XDRIVE</b>					<b>X1 sDrive28i</b>				
L4 2.0L 1997cc 121 CID Turbo	N26B20A	4	N/S	N/S	L4 2.0L 1997cc 121 CID Turbo	N20B20A		N/S	N/S
<b>335 SERIES</b>					<b>X1 xDrive28i</b>				
L6 3L 2979CC Turbo	N55B30A		N/S	N/S	L4 2.0L 1997cc 121 CID Turbo	N20B20A		N/S	N/S
<b>428I</b>					<b>X1 xDrive35i</b>				
L4 2.0L 1997cc 121 CID Turbo	N20B20A		N/S	N/S	L6 3L 2979CC Turbo	N55B30A		N/S	N/S
<b>428I XDRIVE</b>					<b>X3</b>				
L4 2.0L 1997cc 121 CID Turbo	N20B20A		N/S	N/S	L6 3.0L 2996cc	N52B30A		N/S	N/S
<b>435I</b>					<b>X3 xDrive 28i</b>				
L6 3L 2979CC Turbo	N55B30A		N/S	N/S	L4 2.0L 1997cc 121 CID Turbo	N20B20A		N/S	N/S
<b>435I XDRIVE</b>					<b>X3 xDrive 35i</b>				
L6 3L 2979CC Turbo	N55B30A		N/S	N/S	L6 3L 2979CC Turbo	N55B30A		N/S	N/S
<b>520 SERIES</b>					<b>X5</b>				
L4 2.0L 1997cc (Mex.)			N/S	N/S	L6 3.0L 2993cc Turbo Diesel	N57D30T		N/A <sup>61</sup>	N/A <sup>61</sup>
<b>528 SERIES</b>					<b>X5 N55B30A</b>				
L4 2.0L 1997cc 121 CID Turbo	N20B20A		N/S	N/S	N55B30A			N/S	N/S
<b>528I XDRIVE</b>					<b>X5 XDRIVE50I</b>				
L4 2.0L 1997cc 121 CID Turbo	N20B20A		N/S	N/S	V8 4.4L 4395cc Turbo	N63B44		N/S	N/S
<b>535 SERIES</b>					<b>X6</b>				
L6 3.0L 2993cc Turbo Diesel	N57D30T		N/S	N/S	L6 3L 2979CC Turbo	N55B30A		N/S	N/S
L6 3L 2979CC Turbo	N55B30A		N/S	N/S	V8 4.4L 4395cc Turbo	N63B44		N/S	N/S
<b>550 SERIES</b>									
V8 4.4L 4395cc Turbo	N63B44B		N/S	N/S					

See pages 13-16 for footnotes.

*Italicized Part Numbers May Not Be Available.*  
Las piezas con números en *italicas* pueden no estar disponibles.  
Les numéros de pièce en *italiques* peuvent ne pas être disponibles.



Pass Car Light Truck Fuel Filter Section

BMW 2014-2012

Year/Año/Année Model/Modelo/Modele Engine/Motor/Moteur	Eng. Code Código de motor Code moteur	VIN NIV NIV	GOLD Fuel Combustible Carburant	ProSelect Fuel Combustible Carburant	Year/Año/Année Model/Modelo/Modele Engine/Motor/Moteur	Eng. Code Código de motor Code moteur	VIN NIV NIV	GOLD Fuel Combustible Carburant	ProSelect Fuel Combustible Carburant
<b>BMW (Cont'd/Suite)</b>					<b>BMW (Cont'd/Suite)</b>				
<b>2014 (Cont'd/Suite)</b>					<b>2013 (Cont'd/Suite)</b>				
<b>X6 M</b>					<b>ACTIVEHYBRID 5</b>				
V8 4.4L 4395cc Turbo	S63B44A		N/S	N/S	L6 3.0L 2979cc Turbo Electric/Gas			N/S	N/S
<b>Z4</b>					<b>ACTIVEHYBRID 7</b>				
L4 2.0L 1997cc 121 CID Turbo	N20B20A		N/S	N/S	L6 3.0L 2979cc Turbo Electric/Gas			N/S	N/S
L6 3.0L 2979cc Turbo	N54B30A		N/S	N/S	<b>ALPINA B7</b>				
<b>2013</b>					V8 4.4L 4395cc Turbo N63M20A N/S N/S				
<b>118i</b>					<b>ALPINA B7L</b>				
L4 1.6L 1598cc (Mex.)			N/S	N/S	V8 4.4L 4395cc Turbo	N63M20A		N/S	N/S
<b>125I</b>					<b>M3</b>				
L6 3.0L 2996cc (Mex.)	N52B30A		N/S	N/S	V8 4.0L 3999cc	S65B40A		N/S	N/S
<b>128I</b>					<b>M5</b>				
L6 3.0L 2996cc	N51B30A N52B30A		N/S N/S	N/S N/S	V8 4.4L 4395cc Turbo	S63B44B		N/S	N/S
<b>135I</b>					<b>M6</b>				
L6 3.0L 2979cc Turbo	N55B30A		N/S	N/S	V8 4.4L 4395cc Turbo	S63B44B		N/S	N/S
<b>135IS</b>					<b>X1</b>				
L6 3.0L 2979cc Turbo	N55B30A		N/S	N/S	L6 3.0L 2996cc	N52B30A		N/S	N/S
<b>320I</b>					<b>X1 sDrive28i</b>				
L4 2.0L 1997cc 121 CID Turbo	N20B20A		N/S	N/S	L4 2.0L 1997cc 121 CID Turbo	N20B20A		N/S	N/S
<b>320I XDRIVE</b>					<b>X1 xDrive28i</b>				
L4 2.0L 1997cc 121 CID Turbo	N20B20A		N/S	N/S	L4 2.0L 1997cc 121 CID Turbo	N20B20A		N/S	N/S
<b>328 SERIES</b>					<b>X1 xDrive35i</b>				
L4 2.0L 1997cc 121 CID Turbo	N20B20A	4	N/S	N/S	L6 3.0L 2979cc Turbo	S55B30		N/S	N/S
L6 3.0L 2996cc	N26B20A N52	4	N/S N/S	N/S N/S	<b>X3</b>				
<b>335 SERIES</b>					L4 2.0L 1997cc 121 CID Turbo N20B20A N/S N/S				
L6 3L 2979CC Turbo	N55B30A		N/S	N/S	<b>X3 xDrive 28i</b>				
<b>335IS</b>					L6 3.0L 2996cc N52B30A N/S N/S				
L6 3.0L 2979cc Turbo	N54B30A		N/S	N/S	<b>X3 xDrive 35i</b>				
<b>528 SERIES</b>					L6 3.0L 2979cc Turbo N55B30A N/S N/S				
L4 2.0L 1997cc 121 CID Turbo	N20B20A		N/S	N/S	<b>X5 M</b>				
<b>528I XDRIVE</b>					V8 4.4L 4395cc Turbo S63B44A N/S N/S				
L4 2.0L 1997cc 121 CID Turbo	N20B20A		N/S	N/S	<b>X5 XDRIVE35D</b>				
<b>530 SERIES</b>					L6 3.0L 2993cc Turbo Diesel M57T2D30 N/A <sup>61</sup> N/A <sup>61</sup>				
L6 3.0L 2996cc (Mex.)	N52B30A		N/S	N/S	<b>X5 XDRIVE35I</b>				
<b>535 SERIES</b>					L6 3.0L 2979cc Turbo N55B30A N/S N/S				
L6 3.0L 2979cc Turbo	N55B30A		N/S	N/S	<b>X5 XDRIVE50I</b>				
<b>535 SERIES GT</b>					V8 4.4L 4395cc Turbo N63B44 N/S N/S				
L6 3.0L 2979cc Turbo	N55B30A		N/S	N/S	<b>X6 M</b>				
<b>550 SERIES</b>					V8 4.4L 4395cc Turbo S63B44A N/S N/S				
V8 4.4L 4395cc Turbo	N63B44		N/S	N/S	<b>X6 XDRIVE35I</b>				
<b>640 SERIES</b>					L6 3.0L 2979cc Turbo N55B30A N/S N/S				
L6 3.0L 2979cc Turbo	N55B30A		N/S	N/S	<b>X6 XDRIVE50I</b>				
<b>650 SERIES</b>					V8 4.4L 4395cc Turbo N63B44 N/S N/S				
V8 4.4L 4395cc Turbo	N63B44		N/S	N/S	<b>Z4</b>				
<b>740 SERIES</b>					L4 2.0L 1997cc 121 CID Turbo N20B20A N/S N/S				
L6 3.0L 2979cc Turbo	N55B30A		N/S	N/S	L6 3.0L 2996cc	N52B30A		N/S	N/S
<b>750 SERIES</b>					<b>Z4 sDrive 35is</b>				
V8 4.4L 4395cc Turbo	N63B44B		N/S	N/S	L6 3.0L 2979cc Turbo	N54B30A		N/S	N/S
<b>760 SERIES</b>					<b>2012</b>				
V12 6.0L 5972cc Turbo	N74B60A		N/S	N/S	<b>118i</b>				
<b>ACTIVEHYBRID 3</b>					L4 1.6L 1598cc (Mex.) N/S N/S				
L6 3.0L 2979cc Turbo Electric/Gas			N/S	N/S	<b>125I</b>				
					L4 1.6L 1598CC 98CID (Mex.) N/S N/S				
					L6 3.0L 2996cc (Mex.) N52B30A N/S N/S				

See pages 13-16 for footnotes.

*Italicized Part Numbers May Not Be Available.*  
Las piezas con números en *italicas* pueden no estar disponibles.  
Les numéros de pièce en *italiques* peuvent ne pas être disponibles.

P  
a  
s  
s  
C  
a  
r  
L  
i  
g  
h  
t  
T  
r  
u  
c  
k  
F  
u  
e  
l  
F  
i  
l  
t  
e  
r  
s



BMW 2012-2011

Pass Car Light Truck Fuel Filter Section

Year/Año/Année Model/Modelo/Modelé Engine/Motor/Moteur	Eng. Code Código de motor Code moteur	VIN NIV NIV	GOLD Fuel Combustible Carburant	ProSelect Fuel Combustible Carburant	Year/Año/Année Model/Modelo/Modelé Engine/Motor/Moteur	Eng. Code Código de motor Code moteur	VIN NIV NIV	GOLD Fuel Combustible Carburant	ProSelect Fuel Combustible Carburant
<b>BMW (Cont'd/Suite)</b>					<b>BMW (Cont'd/Suite)</b>				
<b>2012 (Cont'd/Suite)</b>					<b>2012 (Cont'd/Suite)</b>				
<b>128I</b>					<b>M6</b>				
L6 3.0L 2996cc	N51B30A N52B30A		N/S N/S	N/S N/S	V8 4.4L 4395cc Turbo	S63B44B		N/S	N/S
<b>130I</b>					<b>X1</b>				
L6 3.0L 2996cc (Mex.)	N52B30A		N/S	N/S	L4 2.0L 1997cc 121 CID Turbo	N20B20A		N/S	N/S
<b>135I</b>					<b>X3</b>				
L6 3.0L 2979cc Turbo	N55B30A		N/S	N/S	L6 3.0L 2996cc	N52B30A		N/S	N/S
<b>328 SERIES</b>					<b>X5</b>				
L6 3.0L 2996cc	N51B30A N52		N/S N/S	N/S N/S	L6 3.0L 2979cc Turbo	N55B30A		N/S	N/S
<b>328I</b>					<b>X5 M</b>				
L4 2.0L 1997cc 121 CID Turbo	N26B20A		N/S	N/S	L6 3.0L 2993cc Turbo Diesel	M57T2D30		N/A	N/A
<b>335 SERIES</b>					<b>X5 XDRIVE50I</b>				
L6 3.0L 2979cc Turbo			N/S	N/S	V8 4.4L 4395cc Turbo	S63B44A		N/S	N/S
<b>335IS</b>					<b>X6</b>				
L6 3.0L 2979cc Turbo	N54B30A		N/S	N/S	V8 4.4L 4395cc Turbo	N63B44		N/S	N/S
<b>528 SERIES</b>					<b>X6 M</b>				
L6 3.0L 2996cc (Mex.)			N/S	N/S	L6 3.0L 2979cc Turbo	S55B30		N/S	N/S
<b>528I</b>					<b>Z4</b>				
L4 2.0L 1997cc 121 CID Turbo	N20B20A		N/S	N/S	V8 4.4L 4395cc Turbo	S63B44A		N/S	N/S
<b>528I XDRIVE</b>					<b>1 SERIES M</b>				
L4 2.0L 1997cc 121 CID Turbo	N20B20A		N/S	N/S	L6 3.0L 2979cc Turbo	N54B30A		N/S	N/S
<b>530 SERIES</b>					<b>120I</b>				
L6 3.0L 2996cc (Mex.)	N52B30A		N/S	N/S	L4 2.0L 1995cc (Mex.)			N/S	N/S
<b>535 SERIES</b>					<b>125I</b>				
L6 3.0L 2979cc Turbo	N55B30A		N/S	N/S	L6 3.0L 2999cc (Mex.)			N/S	N/S
<b>535 SERIES GT</b>					<b>128I</b>				
L6 3.0L 2979cc Turbo	N55B30A		N/S	N/S	L6 3.0L 2996cc	N51B30A N52B30A		N/S N/S	N/S N/S
<b>550 SERIES</b>					<b>130I</b>				
V8 4.4L 4395cc Turbo	N63B44		N/S	N/S	L6 3.0L 2996cc (Mex.)	N52B30A		N/S	N/S
<b>640 SERIES</b>					<b>135I</b>				
L6 3.0L 2979cc Turbo	N55B30A		N/S	N/S	L6 3.0L 2979cc Turbo	N55B30A		N/S	N/S
<b>650 SERIES</b>					<b>323 SERIES</b>				
V8 4.4L 4395cc Turbo	N63B44		N/S	N/S	L6 2.5L 2494cc	N52	3228	23228	
<b>740 SERIES</b>					<b>325 SERIES</b>				
L6 3.0L 2979cc Turbo	N54B30A		N/S	N/S	L6 2.5L 2494cc Turbo (Mex.)			N/A	N/A
<b>750 SERIES</b>					<b>328 SERIES</b>				
V8 4.4L 4395cc Turbo	N63B44		N/S	N/S	L6 3.0L 2996cc	N51B30A N52		N/S N/S	N/S N/S
<b>760 SERIES</b>					<b>335 SERIES</b>				
V12 6.0L 5972cc Turbo	N74B60A		N/S	N/S	L6 3.0L 2979cc Turbo			N/S	N/S
<b>ACTIVEHYBRID 5</b>					<b>335IS</b>				
L6 3.0L 2979cc Turbo Electric/Gas			N/S	N/S	L6 3.0L 2979cc Turbo	N54B30A		N/S	N/S
<b>ACTIVEHYBRID 7</b>					<b>528 SERIES</b>				
L6 3.0L 2979cc Turbo	N54B30A		N/S	N/S	L6 3.0L 2996cc	N52B30A		N/S	N/S
V8 4.4L 4395cc Turbo Electric/Gas	N63		N/S	N/S	<b>535 SERIES</b>				
<b>ALPINA B7</b>					<b>335I</b>				
V8 4.4L 4395cc Turbo	N63M10A		N/S	N/S	L6 3.0L 2979cc Turbo			N/S	N/S
<b>ALPINA B7L</b>					<b>528I</b>				
V8 4.4L 4395cc Turbo	N63M10A		N/S	N/S	L6 3.0L 2996cc	N52B30A		N/S	N/S
<b>M3</b>					<b>535I</b>				
V8 4.0L 3999cc	S65B40A		N/S	N/S	L6 3.0L 2979cc Turbo	N55B30A		N/S	N/S
<b>M5</b>					<b>535I</b>				
V8 4.4L 4395cc Turbo	S63B44B		N/S	N/S	L6 3.0L 2979cc Turbo	N55B30A		N/S	N/S

See pages 13-16 for footnotes.

*Italicized Part Numbers May Not Be Available.*  
Las piezas con números en *italicas* pueden no estar disponibles.  
Les numéros de pièce en *italiques* peuvent ne pas être disponibles.





Pass Car Light Truck Fuel Filter Section

BMW 2011-2010

Year/Año/Année Model/Modelo/Modèle Engine/Motor/Moteur	Eng. Code Código de motor Code moteur	VIN NIV NIV	GOLD Fuel Combustible Carburant	ProSelect Fuel Combustible Carburant	Year/Año/Année Model/Modelo/Modèle Engine/Motor/Moteur	Eng. Code Código de motor Code moteur	VIN NIV NIV	GOLD Fuel Combustible Carburant	ProSelect Fuel Combustible Carburant
<b>BMW (Cont'd/Suite)</b>					<b>BMW (Cont'd/Suite)</b>				
<b>2011 (Cont'd/Suite)</b>					<b>2010 (Cont'd/Suite)</b>				
<b>535 SERIES GT</b>					<b>130I</b>				
L6 3.0L 2979cc Turbo	N55B30A		N/S	N/S	L6 3.0L 2996cc (Mex.)	N52B30A		N/S	N/S
<b>550 SERIES</b>					<b>135I</b>				
V8 4.4L 4395cc Turbo	N63B44		N/S	N/S	L6 3.0L 2979cc Turbo	N54B30A		N/S	N/S
<b>740 SERIES</b>					<b>318 SERIES</b>				
L6 3.0L 2979cc Turbo	N54B30A		N/S	N/S	L4 2.0L 1995cc Diesel (Mex.)			N/A <sup>61</sup>	N/A <sup>61</sup>
<b>750 SERIES</b>					<b>323 SERIES</b>				
V8 4.4L 4395cc Turbo	N63B44		N/S	N/S	L6 2.5L 2494cc	N52	3228		23228
<b>760 SERIES</b>					<b>325 SERIES</b>				
V12 6.0L 5972cc Turbo	N74B60A		N/S	N/S	L6 2.5L 2494cc Turbo (Mex.)			N/S	N/S
<b>ACTIVEHYBRID 7</b>					<b>328 SERIES</b>				
L6 3.0L 2979cc Turbo	N54B30A		N/S	N/S	L6 3.0L 2993cc Diesel (Mex.)			N/A <sup>61</sup>	N/A <sup>61</sup>
V8 4.4L 4395cc Turbo Electric/Gas	N63		N/S	N/S	<b>328 SERIES</b>				
<b>ALPINA B7</b>					L6 3.0L 2996cc				
V8 4.4L 4395cc Turbo	N63M10A		N/S	N/S		N51B30A		N/S	N/S
<b>ALPINA B7L</b>					L6 3.0L 2996cc				
V8 4.4L 4395cc Turbo	N63M10A		N/S	N/S		N52		N/S	N/S
<b>M3</b>					<b>335 SERIES</b>				
V8 4.0L 3999cc	S65B40A		N/S	N/S	L6 3.0L 2979cc Turbo	N54B30A		N/S	N/S
<b>M6</b>					<b>335D</b>				
V10 5.0L 4999cc (Mex.)	S85B50A		N/S	N/S	L6 3.0L 2993cc Turbo Diesel	M57T2D30		N/A	N/A
<b>X1</b>					<b>525 SERIES</b>				
L6 2.5L 2494cc Turbo (Mex.)			N/S	N/S	L6 2.5L 2494cc (Mex.)			N/A	N/A
L6 3.0L 2996cc (Mex.)	N52		N/S	N/S	<b>525I</b>				
<b>X3</b>					L6 3.0L 2996cc (Mex.)				
L6 3.0L 2979cc Turbo	N55B30A		N/S	N/S				N/S	N/S
L6 3.0L 2996cc	N52B30A		N/S	N/S	<b>528 SERIES</b>				
<b>X5</b>					L6 3.0L 2996cc				
L6 3.0L 2979cc Turbo	N55B30A		N/S	N/S		N52B30A		N/S	N/S
<b>X5 M</b>					<b>530 SERIES</b>				
V8 4.4L 4395cc Turbo	S63B44A		N/S	N/S	L6 3.0L 2979cc (Mex.)			N/A	N/A
<b>X5 XDRIVE35D</b>					<b>535I</b>				
L6 3.0L 2993cc Turbo Diesel	M57T2D30		N/A	N/A	L6 3.0L 2979cc Turbo			N/S	N/S
<b>X5 XDRIVE50I</b>					<b>550 SERIES</b>				
V8 4.4L 4395cc Turbo	N63B44		N/S	N/S	V8 4.4L 4395cc Turbo	N63B44		N/S	N/S
<b>X6</b>					<b>650 SERIES</b>				
L6 3.0L 2979cc Turbo	N55B30A		N/S	N/S	V8 4.8L 4837cc	N62B48B		N/S	N/S
V8 4.4L 4395cc Turbo	N63B44		N/S	N/S	<b>740 SERIES</b>				
<b>X6 ACTIVEHYBRID</b>					L6 3.0L 2979cc (Mex.)				
V8 4.4L 4395cc Turbo Electric/Gas			N/S	N/S				N/S	N/S
<b>X6 M</b>					<b>750 SERIES</b>				
V8 4.4L 4395cc Turbo	S63B44A		N/S	N/S	V8 4.4L 4395cc Turbo	N63B44		N/S	N/S
<b>Z4</b>					<b>760 LI HIGH SECURITY</b>				
L6 2.5L 2494cc (Mex.)			N/A	N/A	V12 6.0L 5972cc (Mex.)	N73		N/S	N/S
L6 3.0L 2979cc Turbo	N54B30A		N/S	N/S	<b>760 SERIES</b>				
L6 3.0L 2996cc	N52B30A		N/S	N/S	V12 6.0L 5972cc Turbo	N74B60A		N/S	N/S
<b>2010</b>					<b>M3</b>				
<b>120I</b>					V8 4.0L 3999cc				
L4 2.0L 1995cc (Mex.)			N/S	N/S		S65B40A		N/S	N/S
<b>125I</b>					<b>M5</b>				
L6 3.0L 2999cc (Mex.)			N/S	N/S	V10 5.0L 4999cc	S85B50A		N/S	N/S
<b>128I</b>					<b>M6</b>				
L6 3.0L 2996cc	N51B30A		N/S	N/S	V10 5.0L 4999cc	S85B50A		N/S	N/S
	N52B30A		N/S	N/S	<b>X1</b>				
<b>120I</b>					L6 2.5L 2494cc Turbo (Mex.)				
L4 2.0L 1995cc (Mex.)			N/S	N/S	L6 3.0L 2996cc (Mex.)	N52		N/S	N/S
<b>125I</b>					<b>X3</b>				
L6 3.0L 2999cc (Mex.)			N/S	N/S	L6 3.0L 2996cc	N52		N/S	N/S
<b>128I</b>					<b>X5</b>				
L6 3.0L 2996cc	N51B30A		N/S	N/S	L6 3.0L 2993cc Turbo Diesel	M57T2D30		N/A	N/A
	N52B30A		N/S	N/S	L6 3.0L 2996cc	N52B30A		N/S	N/S

See pages 13-16 for footnotes.

*Italicized Part Numbers May Not Be Available.*  
Las piezas con números en *italicas* pueden no estar disponibles.  
Les numéros de pièce en *italiques* peuvent ne pas être disponibles.

P  
a  
s  
s  
C  
a  
r  
L  
i  
g  
h  
t  
T  
r  
u  
c  
k  
F  
u  
e  
l  
F  
i  
l  
t  
e  
r  
s



BMW 2010-2008

Pass Car Light Truck Fuel Filter Section

Year/Año/Année Model/Modelo/Modèle Engine/Motor/Moteur	Eng. Code Código de motor Code moteur	VIN NIV NIV	GOLD Fuel Combustible Carburant	ProSelect Fuel Combustible Carburant	Year/Año/Année Model/Modelo/Modèle Engine/Motor/Moteur	Eng. Code Código de motor Code moteur	VIN NIV NIV	GOLD Fuel Combustible Carburant	ProSelect Fuel Combustible Carburant
<b>BMW (Cont'd/Suite)</b>					<b>BMW (Cont'd/Suite)</b>				
<b>2010 (Cont'd/Suite)</b>					<b>2009 (Cont'd/Suite)</b>				
<b>X5 (Cont'd/Suite)</b>					<b>M5</b>				
V8 4.8L 4837cc	N62B48B		N/S	N/S	V10 5.0L 4999cc	S85B50A		N/S	N/S
<b>X5 M</b>					<b>M6</b>				
V8 4.4L 4395cc Turbo	S63B44A		N/S	N/S	V10 5.0L 4999cc	S85B50A		N/S	N/S
<b>X6 ACTIVEHYBRID</b>					<b>X3</b>				
V8 4.4L 4395cc Turbo Electric/Gas			N/S	N/S	L6 2.5L 2494cc	N52		N/S	N/S
<b>X6 M</b>					L6 2.5L 2494cc (Mex.)				
V8 4.4L 4395cc Turbo	S63B44A		N/S	N/S	L6 3.0L 2996cc	N52		N/S	N/S
<b>X6 XDRIVE35I</b>					<b>X5</b>				
L6 3.0L 2979cc Turbo	N54B30A		N/S	N/S	L6 3.0L 2993cc Turbo Diesel	M57T2D30		N/A	N/A
<b>X6 XDRIVE50I</b>					L6 3.0L 2996cc				
V8 4.4L 4395cc Turbo	N63B44		N/S	N/S	V8 4.8L 4837cc	N62B48B		N/S	N/S
<b>Z4</b>					<b>X6</b>				
L6 2.5L 2494cc (Mex.)			N/S	N/S	L6 3.0L 2979cc Turbo	N54B30A		N/S	N/S
L6 3.0L 2979cc Turbo	N54B30A		N/S	N/S	V8 4.4L 4395cc Turbo	N63B44		N/S	N/S
L6 3.0L 2996cc	N52B30A		N/S	N/S	<b>Z4</b>				
<b>2009</b>					L6 3.0L 2979cc Turbo				
<b>120I</b>					L6 3.0L 2996cc				
L4 2.0L 1995cc (Mex.)			N/S	N/S	L6 3.2L 3246CC (Mex.)	N54B30A		N/S	N/S
<b>128I</b>					L6 3.0L 2996cc				
L6 3.0L 2996cc	N51B30A		N/S	N/S		N52B30A		N/S	N/S
	N52B30A		N/S	N/S	<b>2008</b>				
<b>130I</b>					<b>120I</b>				
L6 3.0L 2996cc (Mex.)			N/S	N/S	L4 2.0L 1995cc (Mex.)			N/S	N/S
<b>135I</b>					<b>128I</b>				
L6 3.0L 2979cc Turbo	N54B30A		N/S	N/S	L6 3.0L 2996cc	N51B30A		N/S	N/S
<b>323 SERIES</b>					L6 3.0L 2996cc				
L6 2.5L 2494cc	N52		3228	23228	L6 3.0L 2996cc (Mex.)	N52B30A		N/S	N/S
<b>325 SERIES</b>					<b>130I</b>				
L6 3.0L 2993cc Diesel (Mex.)			N/A <sup>61</sup>	N/A <sup>61</sup>	L6 3.0L 2996cc (Mex.)			N/S	N/S
<b>325i</b>					<b>135I</b>				
L6 2.5L 2494cc (Mex.)			N/S	N/S	L6 3.0L 2979cc Turbo	N54B30A		N/S	N/S
<b>328 SERIES</b>					<b>323 SERIES</b>				
L6 3.0L 2996cc	N51B30A		N/S	N/S	L6 2.5L 2494cc	N52		3228	23228
	N52		N/S	N/S	<b>328 SERIES</b>				
<b>335 SERIES</b>					L6 3.0L 2996cc				
L6 3.0L 2979cc Turbo	N54B30A		N/S	N/S	L6 3.0L 2996cc	N51B30A		N/S	N/S
	N52		N/S	N/S		N52		N/S	N/S
<b>525 SERIES</b>					<b>335 SERIES</b>				
L6 2.5L 2494cc (Mex.)	N52		N/S	N/S	L6 3.0L 2979cc Turbo	N54B30A		N/S	N/S
<b>528 SERIES</b>					<b>525 SERIES</b>				
L6 3.0L 2996cc	N52B30A		N/S	N/S	L6 2.5L 2494cc (Mex.)	N52		N/S	N/S
<b>530 SERIES</b>					<b>528 SERIES</b>				
L6 3.0L 2996cc (Mex.)	N52B30A		N/S	N/S	L6 3.0L 2996cc	N52B30A		N/S	N/S
<b>535 SERIES</b>					<b>530 SERIES</b>				
L6 3.0L 2979cc Turbo	N54B30A		N/S	N/S	L6 3.0L 2996cc (Mex.)	N52B30A		N/S	N/S
<b>550 SERIES</b>					<b>535 SERIES</b>				
V8 4.8L 4837cc	N62B48B		N/S	N/S	L6 3.0L 2979cc Turbo	N54B30A		N/S	N/S
<b>650 SERIES</b>					<b>550 SERIES</b>				
V8 4.8L 4837cc	N62B48B		N/S	N/S	V8 4.8L 4837cc	N62B48B		N/S	N/S
<b>730 SERIES</b>					<b>650 SERIES</b>				
L6 3.0L 2996cc (Mex.)	N52B30A		3601	N/A	V8 4.8L 4837cc	N62B48B		N/S	N/S
<b>750 SERIES</b>					<b>730 SERIES</b>				
V8 4.8L 4837cc	N62B48		3601	N/A	L6 3.0L 2996cc (Mex.)	N52B30A		3601	N/A
<b>M3</b>					<b>750 SERIES</b>				
V8 4.0L 3999cc	S65B40A		N/S	N/S	V8 4.8L 4837cc	N62B48		3601	N/A

See pages 13-16 for footnotes.

*Italicized Part Numbers May Not Be Available.*  
 Las piezas con números en *italicas* pueden no estar disponibles.  
 Les numéros de pièce en *italiques* peuvent ne pas être disponibles.



Pass Car Light Truck Fuel Filter Section

BMW 2008-2006

Year/Año/Année Model/Modelo/Modèle Engine/Motor/Moteur	Eng. Code Código de motor Code moteur	VIN NIV NIV	GOLD Fuel Combustible Carburant	ProSelect Fuel Combustible Carburant	Year/Año/Année Model/Modelo/Modèle Engine/Motor/Moteur	Eng. Code Código de motor Code moteur	VIN NIV NIV	GOLD Fuel Combustible Carburant	ProSelect Fuel Combustible Carburant
<b>BMW (Cont'd/Suite)</b>					<b>BMW (Cont'd/Suite)</b>				
<b>2008 (Cont'd/Suite)</b>					<b>2007 (Cont'd/Suite)</b>				
<b>760 SERIES</b>					<b>760 SERIES</b>				
V12 6.0L 5972cc	N73		N/A N/A <sup>288</sup>	N/A N/A <sup>288</sup>	V12 6.0L 5972cc	N73		N/A N/A <sup>288</sup>	N/A N/A <sup>288</sup>
<b>ALPINA B7</b>					<b>ALPINA B7</b>				
V8 4.4L 4398cc Super Charged	N62B44		N/S	N/S	V8 4.4L 4398cc Super Charged	N62B44		N/S	N/S
<b>M3</b>					<b>M5</b>				
V8 4.0L 3999cc	S65B40A		N/S	N/S	V10 5.0L 4999cc	S85B50A		N/S	N/S
<b>M5</b>					<b>M6</b>				
V10 5.0L 4999cc	S85B50A		N/S	N/S	V10 5.0L 4999cc	S85B50A		N/S	N/S
<b>M6</b>					<b>X3</b>				
V10 5.0L 4999cc	S85B50A		N/S	N/S	L6 2.5L 2494cc (Mex.)	N52		N/S	N/S
<b>X3</b>					<b>X5</b>				
L6 2.5L 2494cc (Mex.)	N52		N/S	N/S	L6 3.0L 2996cc	N52		N/S	N/S
L6 3.0L 2996cc	N52		N/S	N/S	V8 4.8L 4837cc	N52B30A N62B48B		N/S	N/S
<b>X5</b>					<b>Z4</b>				
L6 3.0L 2996cc	N52B30A		N/S	N/S	L6 3.0L 2996cc	N52		N/S	N/S
V8 4.8L 4837cc	N62B48B		N/S	N/S	<b>Z4 M COUPE</b>				
<b>X6</b>					<b>Z4 M ROADSTER</b>				
L6 3.0L 2979cc Turbo	N54B30A		N/S	N/S	L6 3.2L 3245cc	S54		N/S	N/S
V8 4.4L 4395cc Turbo	N63B44		N/S	N/S	<b>2006</b>				
<b>Z4</b>					<b>120I</b>				
L6 3.0L 2996cc	N52		N/S	N/S	L4 2.0L 1995cc (Mex.)			N/S	N/S
<b>Z4 M COUPE</b>					<b>130I</b>				
L6 3.2L 3245cc	S54		N/S	N/S	L6 3.0L 2996cc (Mex.)			N/S	N/S
<b>Z4 M ROADSTER</b>					<b>323 SERIES</b>				
L6 3.2L 3245cc	S54		N/S	N/S	L6 2.5L 2494cc	N52	3228	23228	
<b>2007</b>					<b>325 SERIES</b>				
<b>120I</b>					<b>330 SERIES</b>				
L4 2.0L 1995cc (Mex.)			N/S	N/S	L6 3.0L 2979cc	M54		N/S	N/S
<b>130I</b>					<b>525 SERIES</b>				
L6 3.0L 2996cc (Mex.)			N/S	N/S	L6 2.5L 2494cc (Mex.)	N52		N/S	N/S
<b>323 SERIES</b>					<b>530 SERIES</b>				
L6 2.5L 2494cc	N52	3228	23228		L6 3.0L 2996cc	N52		N/S	N/S
<b>328 SERIES</b>					<b>535 SERIES</b>				
L6 3.0L 2996cc	N51B30A N52		N/S N/S	N/S N/S	L6 3.0L 2979cc Turbo	N54B30A		N/S	N/S
<b>330 SERIES</b>					<b>550 SERIES</b>				
L6 3.0L 2979cc	M54		N/S	N/S	V8 4.8L 4837cc	N62B48B		N/S	N/S
L6 3.0L 2996cc	N52		N/S	N/S	<b>650 SERIES</b>				
<b>335 SERIES</b>					<b>730 SERIES</b>				
L6 3.0L 2979cc Turbo	N54B30A		N/S	N/S	L6 3.0L 2996cc (Mex.)	N52B30A	3601	N/A	
<b>525 SERIES</b>					<b>750 SERIES</b>				
L6 2.5L 2494cc (Mex.)	N52		N/S	N/S	V8 4.8L 4837cc	N62B48	3601	N/A	
L6 3.0L 2996cc	N52		N/S	N/S	<b>760 SERIES</b>				
<b>530 SERIES</b>					<b>M3</b>				
L6 3.0L 2996cc	N52		N/S	N/S	V12 6.0L 5972cc	N73		N/A	N/A
<b>550 SERIES</b>					<b>M3</b>				
V8 4.8L 4837cc	N62B48B		N/S	N/S	L6 3.2L 3245cc	S54		N/S	N/S
<b>650 SERIES</b>									
V8 4.8L 4837cc	N62B48B		N/S	N/S					
<b>730 SERIES</b>									
L6 3.0L 2996cc (Mex.)	N52B30A	3601	N/A						
<b>750 SERIES</b>									
V8 4.8L 4837cc	N62B48	3601	N/A						

See pages 13-16 for footnotes.

*Italicized Part Numbers May Not Be Available.*  
 Las piezas con números en *italicas* pueden no estar disponibles.  
 Les numéros de pièce en *italiques* peuvent ne pas être disponibles.

P  
a  
s  
s  
C  
a  
r  
L  
i  
g  
h  
t  
T  
r  
u  
c  
k  
F  
u  
e  
l  
F  
i  
l  
t  
e  
r  
s



BMW 2006-2003

Pass Car Light Truck Fuel Filter Section

Year/Año/Année Model/Modelo/Modèle Engine/Motor/Moteur	Eng. Code Código de motor Code moteur	VIN NIV NIV	GOLD Fuel Combustible Carburant	ProSelect Fuel Combustible Carburant	Year/Año/Année Model/Modelo/Modèle Engine/Motor/Moteur	Eng. Code Código de motor Code moteur	VIN NIV NIV	GOLD Fuel Combustible Carburant	ProSelect Fuel Combustible Carburant
<b>BMW (Cont'd/Suite)</b>					<b>BMW (Cont'd/Suite)</b>				
<b>2006 (Cont'd/Suite)</b>					<b>2004</b>				
<b>M5</b>					<b>320I</b>				
V10 5.0L 4999cc	S85B50A		N/S	N/S	L6 2.2L 2171cc			308337	N/A
<b>M6</b>					<b>325 SERIES</b>				
V10 5.0L 4999cc	S85B50A		N/S	N/S	L6 2.5L 2494cc	M56		3228 <sup>288</sup> 308337 <sup>154</sup>	23228 <sup>288</sup> N/A <sup>154</sup>
<b>X3</b>					L6 2.5L 2494cc 152 CID	M54		3228 308337 <sup>154</sup>	23228 N/A <sup>154</sup>
L6 2.5L 2494cc	N52		N/S	N/S	<b>330 SERIES</b>				
L6 3.0L 2979cc	M54		N/S	N/S	L6 3.0L 2979cc	M54		308337	N/A
<b>X5</b>					<b>525 SERIES</b>				
V8 4.4L 4398cc	N62		N/A	N/A	L6 2.5L 2494cc 152 CID	M54		N/S	N/S
V8 4.8L 4837cc	N62B48		N/A	N/A	<b>530 SERIES</b>				
<b>Z4</b>					L6 3.0L 2979cc	M54		N/S	N/S
L6 3.0L 2979cc	M54		N/S	N/S	L6 3.0L 2979cc	M54		308337	N/A
L6 3.0L 2996cc	N52		N/S	N/S	<b>535 SERIES</b>				
<b>Z4 M COUPE</b>					L6 3.0L 2993cc Diesel (Mex.)			N/A <sup>61</sup>	N/A <sup>61</sup>
L6 3.2L 3245cc	S54		N/S	N/S	<b>645 SERIES</b>				
<b>Z4 M ROADSTER</b>					V8 4.4L 4398cc	N62		N/S	N/S
L6 3.2L 3245cc	S54		N/S	N/S	<b>745 SERIES</b>				
<b>2005</b>					V8 4.4L 4398cc	N62		3601	N/A
<b>120I</b>					V8 4.4L 4398cc	N62		3601	N/A
L4 2.0L 1995cc (Mex.)			N/S	N/S	<b>760 SERIES</b>				
<b>320I</b>					V12 6.0L 5972cc	N73		N/A	N/A
L6 2.2L 2171cc			N/S	N/S	<b>M3</b>				
<b>325 SERIES</b>					L6 3.2L 3245cc	S54		N/S	N/S
L6 2.5L 2494cc	M56		3228 <sup>288</sup> 308337 <sup>154</sup>	23228 <sup>288</sup> N/A <sup>154</sup>	<b>X3</b>				
L6 2.5L 2494cc 152 CID	M54		3228 308337 <sup>154</sup>	N/A <sup>154</sup>	L6 2.5L 2494cc 152 CID	M54		308337	N/A
<b>330 SERIES</b>					L6 3.0L 2979cc	M54		308337	N/A
L6 3.0L 2979cc	M54		N/S	N/S	<b>X5</b>				
<b>525 SERIES</b>					V8 4.4L 4398cc	N62		N/A	N/A
L6 2.5L 2494cc 152 CID	M54		N/S	N/S	V8 4.8L 4837cc	N62B48		N/A	N/A
<b>530 SERIES</b>					<b>Z4</b>				
L6 3.0L 2979cc	M54		N/S	N/S	L6 3.0L 2979cc	M54		N/S	N/S
<b>535 SERIES</b>					<b>Z8</b>				
L6 3.0L 2993cc Diesel (Mex.)			N/A <sup>61</sup>	N/A <sup>61</sup>	V8 5.0L 4941cc	S62		N/A	N/A
<b>545 SERIES</b>					<b>2003</b>				
V8 4.4L 4398cc	N62		N/S	N/S	<b>320I</b>				
<b>645 SERIES</b>					L6 2.2L 2171cc			308337	N/A
V8 4.4L 4398cc	N62		N/S	N/S	<b>325 SERIES</b>				
<b>730 SERIES</b>					L6 2.5L 2494cc	M56		3228 308337	23228 N/A
L6 3.0L 2996cc (Mex.)	N52B30A		3601	N/A	L6 2.5L 2494cc 152 CID	M54		3228 308337	23228 N/A
<b>745 SERIES</b>					<b>330 SERIES</b>				
V8 4.4L 4398cc	N62		3601	N/A	L6 3.0L 2979cc	M54		308337	N/A
<b>760 SERIES</b>					<b>525 SERIES</b>				
V12 6.0L 5972cc	N73		N/A	N/A	L6 2.5L 2494cc 152 CID	M54		N/S	N/S
<b>M3</b>					<b>530 SERIES</b>				
L6 3.2L 3245cc	S54		N/S	N/S	L6 3.0L 2979cc	M54		308337	N/A
<b>X3</b>					<b>745 SERIES</b>				
L6 2.5L 2494cc 152 CID	M54		N/S	N/S	V8 4.4L 4398cc	N62		3601	N/A
L6 3.0L 2979cc	M54		N/S	N/S	<b>760 SERIES</b>				
<b>X5</b>					V12 6.0L 5972cc	N73		N/A	N/A
V8 4.4L 4398cc	N62		N/A	N/A	<b>ALPINA ROADSTER</b>				
V8 4.8L 4837cc	N62B48		N/A	N/A	V8 4.8L 4837cc			N/A	N/A
<b>Z4</b>					<b>M3</b>				
L6 3.0L 2979cc	M54		N/S	N/S	L6 3.2L 3245cc	S54		N/S	N/S

See pages 13-16 for footnotes.

P  
a  
s  
s  
C  
a  
r  
L  
i  
g  
h  
t  
T  
r  
u  
c  
k  
F  
u  
e  
l  
F  
i  
l  
t  
e  
r  
s



Pass Car Light Truck Fuel Filter Section

BMW 2003 — BUICK 2020

Year/Año/Année Model/Modelo/Modèle Engine/Motor/Moteur	Eng. Code Código de motor Code moteur	VIN NIV NIV	GOLD Fuel Combustible Carburant	ProSelect Fuel Combustible Carburant	Year/Año/Année Model/Modelo/Modèle Engine/Motor/Moteur	Eng. Code Código de motor Code moteur	VIN NIV NIV	GOLD Fuel Combustible Carburant	ProSelect Fuel Combustible Carburant
<b>BMW (Cont'd/Suite)</b>					<b>BMW (Cont'd/Suite)</b>				
<b>2003 (Cont'd/Suite)</b>					<b>2001 (Cont'd/Suite)</b>				
<b>M5</b>					<b>Z3 (Cont'd/Suite)</b>				
V8 5.0L 4941cc	S62		N/A	N/A	L6 2.5L 2494cc 152 CID	M54		3228	23228
<b>X5</b>					L6 3.0L 2979cc	M54		3228	23228
V8 4.4L 4398cc	M62		N/A	N/A	<b>Z3 M COUPE</b>				
V8 4.6L 4598cc	M62		N/A	N/A	L6 3.2L 3245cc	S54		N/A	N/A
<b>Z4</b>					<b>Z3 M ROADSTER</b>				
L6 3.0L 2979cc	M54		N/S	N/S	L6 3.2L 3245cc	S54		N/A	N/A
<b>Z8</b>					<b>Z8</b>				
V8 4.8L 4837CC			N/S	N/S	V8 5.0L 4941cc	S62		N/A	N/A
V8 5.0L 4941cc	S62		N/A	N/A	<b>BUICK</b>				
<b>2002</b>					<b>2023</b>				
<b>325 SERIES</b>					<b>ENCLAVE</b>				
L6 2.5L 2494cc 152 CID	M54		3228 308337 <sup>154</sup>	23228 N/A <sup>154</sup>	V6 3.6L 217 CID	LLT	D	N/S	N/S
<b>330 SERIES</b>					<b>Encore GX</b>				
L6 3.0L 2979cc	M54		308337	N/A	L3 1.2L 1200CC 73CID Turbo	LIH		N/S	N/S
<b>530 SERIES</b>					<b>L3 1.3L 1300CC 79CID Turbo</b>				
L6 3.0L 2979cc	M54		308337	N/A	L3 1.3L 1300CC 79CID Turbo	L3T		N/S	N/S
<b>745 SERIES</b>					<b>ENVISION</b>				
V8 4.4L 4398cc	N62		3601	N/A	L4 2.0L 2000CC 122CID Turbo	LSY		N/S	N/S
<b>M3</b>					<b>2022</b>				
L6 3.2L 3245cc	S54		N/S	N/S	<b>ENCLAVE</b>				
<b>M5</b>					<b>ENCORE</b>				
V8 5.0L 4941cc	S62		N/A	N/A	L4 1.4L 1399CC Turbo	LE2	M	N/S	N/S
<b>X5</b>					<b>Encore GX</b>				
V8 4.4L 4398cc	M62		N/A 4/02-on	N/A 4/02-on	L3 1.2L 1200CC 73CID Turbo	LIH		N/S	N/S
V8 4.6L 4598cc	M62		N/A 4/02-on	N/A 4/02-on	L3 1.3L 1300CC 79CID Turbo	L3T		N/S	N/S
<b>Z3</b>					<b>ENVISION</b>				
L6 2.5L 2494cc 152 CID	M54		3228	23228	L4 2.0L 2000CC 122CID Turbo	LSY		N/S	N/S
L6 3.0L 2979cc	M54		3228	23228	<b>2021</b>				
<b>Z3 M COUPE</b>					<b>ENCLAVE</b>				
L6 3.2L 3245cc	S54		N/A	N/A	V6 3.6L 217 CID	LLT	D	N/S	N/S
<b>Z3 M ROADSTER</b>					<b>ENCORE</b>				
L6 3.2L 3245cc	S54		N/A	N/A	L4 1.4L 1364CC 83CID Turbo	LUV	B	N/S	N/S
<b>Z8</b>					<b>L4 1.4L 1399CC Turbo</b>				
V8 5.0L 4941cc	S62		N/A	N/A	L4 1.4L 1399CC Turbo	LE2	M	N/S	N/S
<b>2001</b>					<b>Encore GX</b>				
<b>323 SERIES</b>					<b>L3 1.2L 1200CC 73CID Turbo</b>				
L6 2.5L 2494cc (Mex.)			3228	23228	L3 1.3L 1300CC 79CID Turbo	L3T		N/S	N/S
<b>325 SERIES</b>					<b>ENVISION</b>				
L6 2.5L 2494cc 152 CID	M54		3228 <sup>288</sup> 308337 <sup>154</sup>	23228 <sup>288</sup> N/A <sup>154</sup>	L4 2.0L 2000CC 122CID Turbo	LSY		N/S	N/S
<b>330 SERIES</b>					<b>2020</b>				
L6 3.0L 2979cc	M54		308337	N/A	<b>ENCLAVE</b>				
<b>750IL</b>					<b>ENCORE</b>				
V12 5.4L 5379cc	M73N		3228	23228	L4 1.4L 1364CC 83CID Turbo	LUV	B	N/S	N/S
<b>M3</b>					<b>Encore GX</b>				
L6 3.2L 3245cc	S54		N/A	N/A	L3 1.2L 1200CC 73CID Turbo	LIH		N/S	N/S
<b>M5</b>					<b>L3 1.3L 1300CC 79CID Turbo</b>				
V8 5.0L 4941cc	S62		N/A	N/A	L3 1.3L 1300CC 79CID Turbo	L3T		N/S	N/S
<b>Z3</b>					<b>ENVISION</b>				
L6 2.2L 2171cc (Mex.)			308337	N/A	L4 2.0L Turbo			N/S	N/S
					<b>L4 2.5L 2507cc 153 CID Flex</b>				
					<b>Regal GS</b>				
					<b>V6 3.6L 3649CC 223CID</b>				
					<b>LGX S N/S N/S</b>				

See pages 13-16 for footnotes.

*Italicized Part Numbers May Not Be Available.*  
 Las piezas con números en *italicas* pueden no estar disponibles.  
 Les numéros de pièce en *italiques* peuvent ne pas être disponibles.

P  
a  
s  
s  
C  
a  
r  
L  
i  
g  
h  
t  
T  
r  
u  
c  
k  
F  
u  
e  
l  
F  
i  
l  
t  
e  
r  
s



Year/Año/Année Model/Modelo/Modèle Engine/Motor/Moteur	Eng. Code Código de motor Code moteur	VIN NIV NIV	GOLD Fuel Combustible Carburant	ProSelect Fuel Combustible Carburant	Year/Año/Année Model/Modelo/Modèle Engine/Motor/Moteur	Eng. Code Código de motor Code moteur	VIN NIV NIV	GOLD Fuel Combustible Carburant	ProSelect Fuel Combustible Carburant
<b>BUICK (Cont'd/Suite)</b>					<b>BUICK (Cont'd/Suite)</b>				
<b>2020 (Cont'd/Suite)</b>					<b>2017 (Cont'd/Suite)</b>				
<b>Regal Sportback</b>					<b>ENVISION</b>				
L4 2.0L 1998cc 122 CID Turbo	LTG	X	N/S	N/S	L4 2.0L Turbo			N/S	N/S
<b>Regal TourX</b>					L4 2.5L 2507cc 153 CID Flex				
L4 2.0L 1998cc 122 CID Turbo	LTG	X	N/S	N/S		LCV		N/S	N/S
<b>2019</b>					<b>LACROSSE</b>				
<b>CASCADA</b>					V6 3.6L 3649CC 223CID				
L4 1.6L 1598cc 98 CID Turbo			N/S	N/S		LGX	S	N/S	N/S
<b>ENCLAVE</b>					<b>REGAL</b>				
V6 3.6L 217 CID	LLT	D	N/S	N/S	L4 2.0L 1998cc 122 CID Turbo	LTG	X	N/S	N/S
<b>ENCORE</b>					L4 2.4L 145 CID Flex				
L4 1.4L 1364CC 83CID Turbo	LUV	B	N/S	N/S		LEA	K	N/S	N/S
L4 1.4L 1399CC Turbo	LE2	M	N/S	N/S	<b>VERANO</b>				
<b>ENVISION</b>					L4 2.0L 1998cc 122 CID Turbo Flex				
L4 2.0L Turbo			N/S	N/S		LHU	V	N/S	N/S
L4 2.5L 2507cc 153 CID Flex	LCV		N/S	N/S	L4 2.4L 145 CID Flex	LEA	K	N/S	N/S
<b>LACROSSE</b>					<b>2016</b>				
L4 2.5L Electric/Gas			N/S	N/S	<b>CASCADA</b>				
V6 3.6L 3649CC 223CID	LGX	S	N/S	N/S	L4 1.6L 1598cc 98 CID Turbo			N/S	N/S
<b>Regal GS</b>					<b>ENCLAVE</b>				
V6 3.6L 3649CC 223CID	LGX	S	N/S	N/S	V6 3.6L 217 CID	LLT	D	N/S	N/S
<b>Regal Sportback</b>					<b>ENCORE</b>				
L4 2.0L 1998cc 122 CID Turbo	LTG	X	N/S	N/S	L4 1.4L 1364CC 83CID Turbo	LUV	B	N/S	N/S
V6 3.6L 3649CC 223CID	LGX	S	N/S	N/S	L4 1.4L 1399CC Turbo	LE2	M	N/S	N/S
<b>Regal TourX</b>					<b>ENVISION</b>				
L4 2.0L 1998cc 122 CID Turbo	LTG	X	N/S	N/S	L4 2.0L Turbo			N/S	N/S
<b>2018</b>					<b>LACROSSE</b>				
<b>CASCADA</b>					V6 3.6L 217 CID Flex				
L4 1.6L 1598cc 98 CID Turbo			N/S	N/S		LFX	3	N/S	N/S
<b>ENCLAVE</b>					<b>LACROSSE HYBRID</b>				
V6 3.6L 217 CID	LLT	D	N/S	N/S	L4 2.4L 2384cc 145 CID Electric/Gas	LUK	R	N/S	N/S
<b>ENCORE</b>					<b>REGAL</b>				
L4 1.4L 1364CC 83CID Turbo	LUV	B	N/S	N/S	L4 2.0L 1998cc 122 CID Turbo	LTG	X	N/S	N/S
L4 1.4L 1399CC Turbo	LE2	M	N/S	N/S	L4 2.4L 145 CID Flex	LEA	K	N/S	N/S
<b>ENVISION</b>					<b>REGAL HYBRID</b>				
L4 2.0L Turbo			N/S	N/S	L4 2.4L 2384cc 145 CID Electric/Gas	LUK	R	N/S	N/S
L4 2.5L 2507cc 153 CID Flex	LCV		N/S	N/S	<b>VERANO</b>				
<b>LACROSSE</b>					L4 2.0L 1998cc 122 CID Turbo Flex				
L4 2.5L Electric/Gas			N/S	N/S		LHU	V	N/S	N/S
V6 3.6L 3649CC 223CID	LGX	S	N/S	N/S	L4 2.4L 145 CID Flex	LEA	K	N/S	N/S
<b>Regal Sportback</b>					<b>2015</b>				
L4 2.0L 1998cc 122 CID Turbo	LTG	X	N/S	N/S	<b>ENCLAVE</b>				
V6 3.6L 3649CC 223CID	LGX	S	N/S	N/S	V6 3.6L 217 CID	LLT	D	N/S	N/S
<b>Regal TourX</b>					<b>ENCORE</b>				
L4 2.0L 1998cc 122 CID Turbo	LTG	X	N/S	N/S	L4 1.4L 1364CC 83CID Turbo	LUV	B	N/S	N/S
<b>2017</b>					<b>LACROSSE</b>				
<b>CASCADA</b>					V6 3.6L 217 CID Flex				
L4 1.6L 1598cc 98 CID Turbo			N/S	N/S		LFX	3	N/S	N/S
<b>ENCLAVE</b>					<b>LACROSSE HYBRID</b>				
V6 3.6L 217 CID	LLT	D	N/S	N/S	L4 2.4L 2384cc 145 CID Electric/Gas	LUK	R	N/S	N/S
<b>ENCORE</b>					<b>REGAL</b>				
L4 1.4L 1364CC 83CID Turbo	LUV	B	N/S	N/S	L4 2.0L 1998cc 122 CID Turbo	LTG	X	N/S	N/S
L4 1.4L 1399CC Turbo	LE2	M	N/S	N/S	<b>REGAL HYBRID</b>				
<b>ENVISION</b>					L4 2.4L 2384cc 145 CID Electric/Gas				
L4 2.0L Turbo			N/S	N/S		LUK	R	N/S	N/S
L4 2.5L 2507cc 153 CID Flex	LCV		N/S	N/S	<b>VERANO</b>				
<b>LACROSSE</b>					L4 2.0L 1998cc 122 CID Turbo Flex				
L4 2.5L Electric/Gas			N/S	N/S		LHU	V	N/S	N/S
V6 3.6L 3649CC 223CID	LGX	S	N/S	N/S	L4 2.4L 145 CID Flex	LEA	K	N/S	N/S
<b>Regal Sportback</b>					<b>2014</b>				
L4 2.0L 1998cc 122 CID Turbo	LTG	X	N/S	N/S	<b>ENCLAVE</b>				
V6 3.6L 3649CC 223CID	LGX	S	N/S	N/S	V6 3.6L 217 CID	LLT	D	N/S	N/S
<b>Regal TourX</b>									
L4 2.0L 1998cc 122 CID Turbo	LTG	X	N/S	N/S					

See pages 13-16 for footnotes.

*Italicized Part Numbers May Not Be Available.*  
 Las piezas con números en *italicas* pueden no estar disponibles.  
 Les numéros de pièce en *italiques* peuvent ne pas être disponibles.



Pass Car Light Truck Fuel Filter Section

BUICK 2014-2008

Year/Año/Année Model/Modelo/Modèle Engine/Motor/Moteur	Eng. Code Código de motor Code moteur	VIN NIV NIV	GOLD Fuel Combustible Carburant	ProSelect Fuel Combustible Carburant	Year/Año/Année Model/Modelo/Modèle Engine/Motor/Moteur	Eng. Code Código de motor Code moteur	VIN NIV NIV	GOLD Fuel Combustible Carburant	ProSelect Fuel Combustible Carburant
<b>BUICK (Cont'd/Suite)</b>					<b>BUICK (Cont'd/Suite)</b>				
<b>2014 (Cont'd/Suite)</b>					<b>2011 (Cont'd/Suite)</b>				
<b>ENCORE</b>					<b>REGAL</b>				
L4 1.4L 1364CC 83CID Turbo	LUV	B	N/S	N/S	L4 2.0L 1998cc 122 CID Turbo Flex	LHU	V	N/S	N/S
<b>LACROSSE</b>					L4 2.4L 2384cc 145 CID				
V6 3.6L 217 CID Flex	LFX	3	N/S	N/S	<b>2010</b>				
<b>LACROSSE HYBRID</b>					<b>ALLURE</b>				
L4 2.4L 2384cc 145 CID Electric/Gas	LUK	R	N/S	N/S	L4 2.4L 2384cc 145 CID	LAF	C	N/S	N/S
<b>REGAL</b>					V6 3.0L 182 CID				
L4 2.0L 1998cc 122 CID Turbo	LTG	X	N/S	N/S	V6 3.6L 3564CC 217CID				
<b>REGAL HYBRID</b>					<b>ENCLAVE</b>				
L4 2.4L 2384cc 145 CID Electric/Gas	LUK	R	N/S	N/S	V6 3.6L 217 CID	LLT	D	N/S	N/S
<b>VERANO</b>					<b>LACROSSE</b>				
L4 2.0L 1998cc 122 CID Turbo Flex	LHU	V	N/S	N/S	L4 2.4L 2384cc 145 CID	LAF	C	N/S	N/S
L4 2.4L 145 CID Flex	LEA	K	N/S	N/S	V6 3.0L 182 CID	LF1	G	N/S	N/S
<b>2013</b>					V6 3.6L 217 CID				
<b>ENCLAVE</b>					<b>LUCERNE</b>				
V6 3.6L 217 CID	LLT	D	N/S	N/S	V6 3.9L 3880cc 237 CID			1	N/S
<b>ENCORE</b>					V6 3.9L 3880cc 237 CID Flex				
L4 1.4L 1364CC 83CID Turbo	LUV	B	N/S	N/S	L4 2.4L 2384cc 145 CID	LAF	C	N/S	N/S
<b>LACROSSE</b>					<b>LUCERNE SUPER</b>				
V6 3.6L 217 CID Flex	LFX	3	N/S	N/S	V8 4.6L 281 CID			9	N/S
<b>LACROSSE HYBRID</b>					<b>2009</b>				
L4 2.4L 2384cc 145 CID Electric/Gas	LUK	R	N/S	N/S	<b>ALLURE</b>				
<b>REGAL</b>					V6 3.8L 3800cc 231 CID				
L4 2.0L 1998cc 122 CID Turbo Flex	LHU	V	N/S	N/S	<b>ALLURE SUPER</b>				
<b>REGAL HYBRID</b>					V8 5.3L 5328cc 325 CID				
L4 2.4L 2384cc 145 CID Electric/Gas	LUK	R	N/S	N/S	<b>ENCLAVE</b>				
<b>VERANO</b>					V6 3.6L 217 CID				
L4 2.0L 1998cc 122 CID Turbo Flex	LHU	V	N/S	N/S	L4 2.4L 2384cc 145 CID	LLT	D	N/S	N/S
L4 2.4L 145 CID Flex	LEA	K	N/S	N/S	<b>LACROSSE</b>				
<b>2012</b>					V6 3.8L 3800cc 231 CID				
<b>ENCLAVE</b>					<b>LACROSSE SUPER</b>				
V6 3.6L 217 CID	LLT	D	N/S	N/S	V8 5.3L 5328cc 325 CID			C	N/S
<b>LACROSSE</b>					<b>LUCERNE</b>				
V6 3.6L 217 CID Flex	LFX	3	N/S	N/S	V6 3.9L 3880cc 237 CID			1	N/S
<b>LACROSSE HYBRID</b>					V6 3.9L 3880cc 237 CID Flex				
L4 2.4L 2384cc 145 CID Electric/Gas	LUK	R	N/S	N/S	<b>LUCERNE SUPER</b>				
<b>REGAL</b>					V8 4.6L 281 CID				
L4 2.0L 1998cc 122 CID Turbo Flex	LHU	V	N/S	N/S	<b>2008</b>				
L4 2.4L 145 CID Flex	LEA	K	N/S	N/S	<b>ALLURE</b>				
<b>REGAL HYBRID</b>					V6 3.6L 3600CC 220CID				
L4 2.4L 2384cc 145 CID Electric/Gas	LUK	R	N/S	N/S	V6 3.8L 3800cc 231 CID	LGX	7	N/S	N/S
<b>VERANO</b>					<b>ALLURE SUPER</b>				
L4 2.4L 145 CID Flex	LEA		N/S	N/S	V8 5.3L 5328cc 325 CID			C	N/S
<b>2011</b>					<b>ENCLAVE</b>				
<b>ENCLAVE</b>					V6 3.6L 3600CC 220CID				
V6 3.6L 217 CID	LLT	D	N/S	N/S	<b>LACROSSE</b>				
<b>LACROSSE</b>					V6 3.6L 3600CC 220CID				
L4 2.4L 2384cc 145 CID	LAF	C	N/S	N/S	V6 3.8L 3800cc 231 CID	LGX	7	N/S	N/S
V6 3.6L 217 CID	LLT	D	N/S	N/S	<b>LACROSSE SUPER</b>				
<b>LUCERNE</b>					V8 5.3L 5328cc 325 CID				
V6 3.9L 3880cc 237 CID Flex	LGD	M	N/S	N/S	<b>LUCERNE</b>				
<b>LUCERNE SUPER</b>					V6 3.8L 3800cc 231 CID				
V8 4.6L 281 CID	L37	S	N/S	N/S	V8 4.6L 281 CID			Y	N/S
<b>2011</b>					<b>LUCERNE SUPER</b>				
<b>ENCLAVE</b>					V8 4.6L 281 CID				
V6 3.6L 217 CID	LLT	D	N/S	N/S	<b>2008</b>				
<b>LACROSSE</b>					<b>ALLURE</b>				
L4 2.4L 2384cc 145 CID	LAF	C	N/S	N/S	V6 3.6L 3600CC 220CID	LGX	7	N/S	N/S
V6 3.6L 217 CID	LLT	D	N/S	N/S	V6 3.8L 3800cc 231 CID			2	N/S
<b>LUCERNE</b>					<b>ALLURE SUPER</b>				
V6 3.9L 3880cc 237 CID Flex	LGD	M	N/S	N/S	V8 5.3L 5328cc 325 CID			C	N/S
<b>LUCERNE SUPER</b>					<b>ENCLAVE</b>				
V8 4.6L 281 CID	L37	S	N/S	N/S	V6 3.6L 3600CC 220CID	LGX	7	N/S	N/S

See pages 13-16 for footnotes.

*Italicized Part Numbers May Not Be Available.*  
 Las piezas con números en *italicas* pueden no estar disponibles.  
 Les numéros de pièce en *italiques* peuvent ne pas être disponibles.

P  
a  
s  
s  
C  
a  
r  
L  
i  
g  
h  
t  
T  
r  
u  
c  
k  
F  
u  
e  
l  
F  
i  
l  
t  
e  
r  
s





BUICK 2007-2002

Pass Car Light Truck Fuel Filter Section

Year/Año/Année Model/Modelo/Modèle Engine/Motor/Moteur	Eng. Code Código de motor Code moteur	VIN NIV NIV	GOLD Fuel Combustible Carburant	ProSelect Fuel Combustible Carburant	Year/Año/Année Model/Modelo/Modèle Engine/Motor/Moteur	Eng. Code Código de motor Code moteur	VIN NIV NIV	GOLD Fuel Combustible Carburant	ProSelect Fuel Combustible Carburant
<b>BUICK (Cont'd/Suite)</b>					<b>BUICK (Cont'd/Suite)</b>				
<b>2007</b>					<b>2005 (Cont'd/Suite)</b>				
<b>ALLURE</b>					<b>RENDEZVOUS</b>				
V6 3.6L 3600CC 220CID	LGX	7	N/S	N/S	V6 3.4L 207 CID		E	3689	23689
V6 3.8L 3800cc 231 CID		2	N/S	N/S	V6 3.6L 3600CC 220CID	LGX	7	3689	23689
<b>LACROSSE</b>					<b>TERRAZA</b>				
V6 3.6L 3600CC 220CID	LGX	7	N/S	N/S	V6 3.5L 213 CID		L	N/S	N/S
V6 3.8L 3800cc 231 CID		2	N/S	N/S	<b>2004</b>				
<b>LUCERNE</b>					<b>CENTURY</b>				
V6 3.8L 3800cc 231 CID		2	N/S	N/S	V6 3.1L 189 CID		J	3311	23311
V8 4.6L 281 CID		Y	N/S	N/S	<b>LESABRE</b>				
<b>RAINIER</b>					V6 3.8L 3800cc 231 CID				
L6 4.2L 256 CID		S	N/S	N/S			K	3311	23311
V8 5.3L 325 CID		M	N/S	N/S	<b>PARK AVENUE</b>				
<b>RENDEZVOUS</b>					V6 3.8L 3800cc 231 CID				
V6 3.5L 213 CID		L	N/S	N/S	V6 3.8L 3800cc 231 CID Super Charged		K	3311	23311
<b>TERRAZA</b>					V6 3.8L 3800cc 231 CID Super Charged				
V6 3.9L 3880cc 237 CID		1	N/S	N/S	V6 3.8L 3800cc 231 CID Super Charged		1	3311	23311
V6 3.9L 3880cc 237 CID Flex	LGD	W	N/S	N/S	<b>RAINIER</b>				
<b>2006</b>					L6 4.2L 256 CID				
<b>ALLURE</b>					V8 5.3L 323 CID				
V6 3.6L 3600CC 220CID	LGX	7	N/S	N/S			S	3129	23129
V6 3.8L 3800cc 231 CID		2	N/S	N/S			P	3129	23129
<b>LACROSSE</b>					<b>REGAL</b>				
V6 3.6L 3600CC 220CID	LGX	7	N/S	N/S	V6 3.8L 3800cc 231 CID		K	3311	23311
V6 3.8L 3800cc 231 CID		2	N/S	N/S	V6 3.8L 3800cc 231 CID Super Charged		1	3311	23311
<b>LUCERNE</b>					<b>RENDEZVOUS</b>				
V6 3.8L 3800cc 231 CID		2	N/S	N/S	V6 3.4L 207 CID		E	3689	23689
V8 4.6L 281 CID		Y	N/S	N/S	V6 3.6L 3600CC 220CID	LGX	7	3689	23689
<b>RAINIER</b>					w/2 Male Ends				
L6 4.2L 256 CID		S	N/S	N/S				3183	23183
V8 5.3L 325 CID		M	N/S	N/S				w/1 Male End	w/1 Male End
<b>RENDEZVOUS</b>					w/2 Male Ends				
V6 3.5L 213 CID		L	N/S	N/S				3689	23689
V6 3.6L 3600CC 220CID	LGX	7	N/S	N/S				w/2 Male Ends	w/2 Male Ends
<b>TERRAZA</b>					w/1 Male End				
V6 3.5L 213 CID		L	N/S	N/S	<b>2003</b>				
V6 3.9L 3880cc 237 CID		1	N/S	N/S	<b>CENTURY</b>				
<b>2005</b>					V6 3.1L 189 CID				
<b>ALLURE</b>					V6 3.8L 3800cc 231 CID				
V6 3.6L 3600CC 220CID	LGX	7	N/S	N/S	V6 3.8L 3800cc 231 CID		K	3311	23311
V6 3.8L 3800cc 231 CID		2	N/S	N/S	<b>LESABRE</b>				
<b>CENTURY</b>					V6 3.8L 3800cc 231 CID				
V6 3.1L 189 CID		J	3311	23311	<b>PARK AVENUE</b>				
<b>LACROSSE</b>					V6 3.8L 3800cc 231 CID				
V6 3.6L 3600CC 220CID	LGX	7	N/S	N/S	V6 3.8L 3800cc 231 CID Super Charged		K	3311	23311
V6 3.8L 3800cc 231 CID		2	N/S	N/S	V6 3.8L 3800cc 231 CID Super Charged		1	3311	23311
<b>LESABRE</b>					<b>REGAL</b>				
V6 3.8L 3800cc 231 CID		K	3311	23311	V6 3.8L 3800cc 231 CID		K	3311	23311
<b>PARK AVENUE</b>					V6 3.8L 3800cc 231 CID Super Charged				
V6 3.8L 3800cc 231 CID		K	3311	23311	V6 3.8L 3800cc 231 CID Super Charged		1	3311	23311
V6 3.8L 3800cc 231 CID Super Charged		1	3311	23311	<b>RENDEZVOUS</b>				
<b>RAINIER</b>					V6 3.4L 207 CID				
L6 4.2L 256 CID		S	3129	23129			E	3183	23183
V8 5.3L 323 CID		M	3129	23129				w/1 Male End	w/1 Male End
<b>2002</b>					w/2 Male Ends				
<b>CENTURY</b>					V6 3.1L 189 CID				
V6 3.1L 189 CID		J	3311	23311	<b>2002</b>				
<b>LESABRE</b>					<b>CENTURY</b>				
V6 3.8L 3800cc 231 CID		K	3311	23311	V6 3.1L 189 CID		J	3311	23311
<b>PARK AVENUE</b>					<b>LESABRE</b>				
V6 3.8L 3800cc 231 CID		K	3311	23311	V6 3.8L 3800cc 231 CID		K	3311	23311
V6 3.8L 3800cc 231 CID Super Charged		1	3311	23311	<b>PARK AVENUE</b>				
<b>REGAL</b>					V6 3.8L 3800cc 231 CID				
V6 3.8L 3800cc 231 CID		K	3311	23311	V6 3.8L 3800cc 231 CID Super Charged		K	3311	23311
V6 3.8L 3800cc 231 CID Super Charged		1	3311	23311	<b>RENDEZVOUS</b>				

See pages 13-16 for footnotes.

*Italicized Part Numbers May Not Be Available.*  
Las piezas con números en *italicas* pueden no estar disponibles.  
Les numéros de pièce en *italiques* peuvent ne pas être disponibles.



Pass Car Light Truck Fuel Filter Section

BUICK 2002 — CADILLAC 2020

Year/Año/Année Model/Modelo/Modèle Engine/Motor/Moteur	Eng. Code Código de motor Code moteur	VIN NIV NIV	GOLD Fuel Combustible Carburant	ProSelect Fuel Combustible Carburant	Year/Año/Année Model/Modelo/Modèle Engine/Motor/Moteur	Eng. Code Código de motor Code moteur	VIN NIV NIV	GOLD Fuel Combustible Carburant	ProSelect Fuel Combustible Carburant
<b>BUICK (Cont'd/Suite)</b>					<b>CADILLAC (Cont'd/Suite)</b>				
<b>2002 (Cont'd/Suite)</b>					<b>2022 (Cont'd/Suite)</b>				
<b>RENDEZVOUS</b>					<b>CT5</b>				
V6 3.1L 207 CID		E	3183	23183	L4 2.0L 2000CC 122CID Turbo	LSY	K	N/S	N/S
<b>2001</b>					V6 3.0L 3000CC 183CID Turbo				
<b>CENTURY</b>					<b>CT5-V</b>				
V6 3.1L 189 CID		J	3311	23311	V6 3.0L 3000CC 183CID Turbo	LGX	W	N/S	N/S
<b>LESABRE</b>					<b>CT5-V Blackwing</b>				
V6 3.8L 3800cc 231 CID		K	3311	23311	V8 6.2L 376 CID Super Charged	LT4		N/S	N/S
<b>PARK AVENUE</b>					<b>ESCALADE</b>				
V6 3.8L 3800cc 231 CID		K	3311	23311	L6 3.0L 3000CC 183CID Turbo Diesel	LM2		600451	N/A
V6 3.8L 3800cc 231 CID Super Charged		1	3311	23311	V8 6.2L 376 CID Flex	L86	J	N/S	N/S
<b>REGAL</b>					<b>ESCALADE ESV</b>				
V6 3.8L 3800cc 231 CID		K	3311	23311	L6 3.0L 3000CC 183CID Turbo Diesel	LM2		600451	N/A
V6 3.8L 3800cc 231 CID Super Charged		1	3311	23311	V8 6.2L 6200CC 378CID	L87	L	N/S	N/S
<b>CADILLAC</b>					<b>XT4</b>				
<b>2023</b>					L4 2.0L 1998CC 122CID Turbo				
<b>CT4</b>					<b>XT5</b>				
L4 2.0L 2000CC 122CID Turbo	LSY	K	N/S	N/S	L4 2.0L 2000CC 122CID Turbo	LSY	4	N/S	N/S
<b>CT4-V</b>					V6 3.6L 217 CID				
L4 2.7L 2700CC 165CID Turbo	L3B		N/S	N/S	V6 3.6L 217 CID	LGX	S	N/S	N/S
<b>CT4-V Blackwing</b>					<b>XT6</b>				
V6 3.6L 3600CC 220CID Turbo			N/S	N/S	L4 2.0L 2000CC 122CID Turbo	LSY	4	N/S	N/S
<b>CT5</b>					V6 3.6L 217 CID				
L4 2.0L 2000CC 122CID Turbo	LSY	K	N/S	N/S	V6 3.6L 217 CID	LGX	S	N/S	N/S
<b>CT5-V</b>					<b>2021</b>				
V6 3.0L 3000CC 183CID Turbo	LGX	W	N/S	N/S	<b>CT4</b>				
<b>CT5-V Blackwing</b>					L4 2.0L 2000CC 122CID Turbo				
V8 6.2L 376 CID Super Charged	LT4		N/S	N/S	L4 2.0L 2000CC 122CID Turbo	LSY	K	N/S	N/S
<b>ESCALADE</b>					<b>CT4-V</b>				
L6 3.0L 3000CC 183CID Turbo Diesel	LM2		600451	N/A	L4 2.7L 2700CC 165CID Turbo	L3B		N/S	N/S
V8 6.2L 376 CID Flex	L86	J	N/S	N/S	<b>CT5</b>				
<b>ESCALADE ESV</b>					L4 2.0L 2000CC 122CID Turbo				
L6 3.0L 3000CC 183CID Turbo Diesel	LM2		600451	N/A	L4 2.0L 2000CC 122CID Turbo	LSY	K	N/S	N/S
V8 6.2L 6200CC 378CID	L87	L	N/S	N/S	V6 3.0L 3000CC 183CID Turbo	LGX	W	N/S	N/S
<b>ESCALADE ESV V</b>					<b>CT5-V</b>				
V8 6.2L 376 CID Super Charged	LT4		N/S	N/S	V6 3.0L 3000CC 183CID Turbo	LGX	W	N/S	N/S
<b>LYRIQ</b>					<b>ESCALADE</b>				
0 0L Electric			N/S	N/S	L6 3.0L 3000CC 183CID Turbo Diesel	LM2		600451	N/A
<b>XT4</b>					V8 6.2L 376 CID Flex				
L4 2.0L 1998CC 122CID Turbo			N/S	N/S	V8 6.2L 6200CC 378CID	L87	L	N/S	N/S
<b>XT5</b>					<b>ESCALADE ESV</b>				
L4 2.0L 2000CC 122CID Turbo	LSY	4	N/S	N/S	L6 3.0L 3000CC 183CID Turbo Diesel	LM2		600451	N/A
V6 3.6L 217 CID	LGX	S	N/S	N/S	V8 6.2L 6200CC 378CID	L87	L	N/S	N/S
<b>XT6</b>					<b>XT4</b>				
L4 2.0L 2000CC 122CID Turbo	LSY	4	N/S	N/S	L4 2.0L 1998CC 122CID Turbo			N/S	N/S
V6 3.6L 217 CID	LGX	S	N/S	N/S	<b>XT5</b>				
<b>2022</b>					L4 2.0L 2000CC 122CID Turbo				
<b>CT4</b>					V6 3.6L 217 CID				
L4 2.0L 2000CC 122CID Turbo	LSY	K	N/S	N/S	L4 2.0L 2000CC 122CID Turbo	LSY	4	N/S	N/S
<b>CT4-V</b>					V6 3.6L 217 CID				
L4 2.7L 2700CC 165CID Turbo	L3B		N/S	N/S	V6 3.6L 217 CID	LGX	S	N/S	N/S
<b>CT4-V Blackwing</b>					<b>2020</b>				
V6 3.6L 3600CC 220CID Turbo			N/S	N/S	<b>CT4</b>				
<b>2020</b>					L4 2.0L 2000CC 122CID Turbo				
<b>CT4</b>					<b>CT4-V</b>				
L4 2.0L 2000CC 122CID Turbo	LSY	K	N/S	N/S	L4 2.7L 2700CC 165CID Turbo	L3B		N/S	N/S
<b>CT4-V</b>					<b>CT5</b>				
L4 2.7L 2700CC 165CID Turbo	L3B		N/S	N/S	L4 2.0L 2000CC 122CID Turbo	LSY	K	N/S	N/S
<b>CT4-V Blackwing</b>					V6 3.0L 3000CC 183CID Turbo				
V6 3.6L 3600CC 220CID Turbo			N/S	N/S	V6 3.0L 3000CC 183CID Turbo	LGX	W	N/S	N/S

P  
a  
s  
s  
C  
a  
r  
L  
i  
g  
h  
t  
T  
r  
u  
c  
k  
F  
u  
e  
l  
F  
i  
l  
t  
e  
r  
s

See pages 13-16 for footnotes.

*Italicized Part Numbers May Not Be Available.*  
Las piezas con números en *italicas* pueden no estar disponibles.  
Les numéros de pièce en *italiques* peuvent ne pas être disponibles.



Year/Año/Année Model/Modelo/Modèle Engine/Motor/Moteur	Eng. Code Código de motor Code moteur	VIN NIV NIV	GOLD Fuel Combustible Carburant	ProSelect Fuel Combustible Carburant	Year/Año/Année Model/Modelo/Modèle Engine/Motor/Moteur	Eng. Code Código de motor Code moteur	VIN NIV NIV	GOLD Fuel Combustible Carburant	ProSelect Fuel Combustible Carburant
<b>CADILLAC (Cont'd/Suite)</b>					<b>CADILLAC (Cont'd/Suite)</b>				
<b>2020 (Cont'd/Suite)</b>					<b>2018 (Cont'd/Suite)</b>				
<b>CT5-V</b>					<b>ATS (Cont'd/Suite)</b>				
V6 3.0L 3000CC 183CID Turbo	LGX	W	N/S	N/S	V6 3.6L 217 CID	LGX	S	N/A	N/A
<b>CT6</b>					<b>ATS V</b>				
V6 3.6L	LGX	S	N/S	N/S	V6 3.6L 217 Turbo	LF4	Y	N/A	N/A
<b>CT6 V-Sport</b>					<b>CT6</b>				
V8 4.2L 4200CC 256CID Turbo	LTA		N/S	N/S	L4 2.0L 1998cc 122 CID Turbo	LTG	X	N/S	N/S
<b>ESCALADE</b>					V6 3.0L 182 CID Turbo				
V8 6.2L 376 CID Flex	L86	J	N/S	N/S	V6 3.6L	LGX	S	N/S	N/S
<b>ESCALADE ESV</b>					<b>CT6 Hybrid</b>				
V8 6.2L 376 CID Flex	L86	J	N/S	N/S	L4 2.0L 1998cc 122 CID Turbo	LTG	X	N/S	N/S
<b>XT4</b>					<b>CTS</b>				
L4 2.0L 1998CC 122CID Turbo			N/S	N/S	L4 2.0L 1998cc 122 CID Turbo	LTG	X	N/A	N/A
<b>XT5</b>					V6 3.6L 217 CID				
L4 2.0L 2000CC 122CID Turbo	LSY	4	N/S	N/S	V6 3.6L 217 CID Turbo/Intercooled	LF3	8	N/A	N/A
V6 3.6L 217 CID	LGX	S	N/S	N/S	<b>CTS-V</b>				
<b>XT6</b>					V8 6.2L 376 CID Super Charged				
V6 3.6L 217 CID	LGX	S	N/S	N/S	<b>ESCALADE</b>				
<b>XTS</b>					V8 6.2L 376 CID Flex				
V6 3.6L 217 CID	LFX	3	N/S	N/S	<b>ESCALADE ESV</b>				
V6 3.6L 3600CC 220CID Turbo	LF3	8	N/S	N/S	V8 6.2L 376 CID Flex	L86	J	N/S	N/S
<b>2019</b>					<b>XT5</b>				
<b>ATS</b>					V6 3.6L 217 CID				
L4 2.0L 1998cc 122 CID Turbo	LTG	X	N/A	N/A	<b>XTS</b>				
V6 3.6L 217 CID	LGX	S	N/A	N/A	V6 3.6L 217 CID				
<b>ATS V</b>					V6 3.6L 3600CC 220CID Turbo				
V6 3.6L 217 Turbo	LF4	Y	N/A	N/A	<b>2017</b>				
<b>CT6</b>					<b>ATS</b>				
L4 2.0L 2000CC 122CID Turbo	LSY	K	N/S	N/S	L4 2.0L 1998cc 122 CID Turbo	LTG	X	N/A	N/A
V6 3.0L 182 CID Turbo	LGW	6	N/S	N/S	L4 2.5L 2457cc 150 CID	LCV	A	N/A	N/A
V6 3.6L	LGX	S	N/S	N/S	V6 3.6L 217 CID	LGX	S	N/A	N/A
<b>CT6 Hybrid</b>					<b>ATS V</b>				
L4 2.0L 1998cc 122 CID Turbo	LTG	X	N/S	N/S	V6 3.6L 217 Turbo	LF4	Y	N/A	N/A
<b>CT6 V-Sport</b>					<b>CT6</b>				
V8 4.2L 4200CC 256CID Turbo	LTA		N/S	N/S	HYBRID PLUG-IN				
<b>CTS</b>					L4 2.0L 1998cc 122 CID Turbo				
L4 2.0L 1998cc 122 CID Turbo	LTG	X	N/A	N/A	V6 3.0L 182 CID Turbo	LGW	6	N/S	N/S
V6 3.6L 217 CID	LGX	S	N/A	N/A	V6 3.6L	LGX	S	N/S	N/S
V6 3.6L 217 CID Turbo/Intercooled	LF3	8	N/A	N/A	<b>CTS</b>				
<b>CTS-V</b>					L4 2.0L 1998cc 122 CID Turbo				
V8 6.2L 376 CID Super Charged	LT4		N/S	N/S	V6 3.6L 217 CID	LGX	S	N/A	N/A
<b>ESCALADE</b>					V6 3.6L 217 CID Turbo/Intercooled				
V8 6.2L 376 CID Flex	L86	J	N/S	N/S	V8 6.2L 376 CID Super Charged	LT4		N/S	N/S
<b>ESCALADE ESV</b>					<b>ESCALADE</b>				
V8 6.2L 376 CID Flex	L86	J	N/S	N/S	V8 6.2L 376 CID Flex				
<b>XT4</b>					V8 6.2L 376 CID Flex				
L4 2.0L 1998CC 122CID Turbo			N/S	N/S	<b>ESCALADE ESV</b>				
<b>XT5</b>					V8 6.2L 376 CID Flex				
V6 3.6L 217 CID	LGX	S	N/S	N/S	<b>XT5</b>				
<b>XTS</b>					V6 3.6L 217 CID				
V6 3.6L 217 CID	LFX	3	N/S	N/S	<b>XTS</b>				
V6 3.6L 3600CC 220CID Turbo	LF3	8	N/S	N/S	V6 3.6L 217 CID Turbo				
<b>2018</b>					<b>2016</b>				
<b>ATS</b>					<b>ATS</b>				
L4 2.0L 1998cc 122 CID Turbo	LTG	X	N/A	N/A	L4 2.0L 1998cc 122 CID Turbo				

See pages 13-16 for footnotes.



Pass Car Light Truck Fuel Filter Section

CADILLAC 2016-2012

Year/Año/Année Model/Modelo/Modèle Engine/Motor/Moteur	Eng. Code Código de motor Code moteur	VIN NIV NIV	GOLD Fuel Combustible Carburant	ProSelect Fuel Combustible Carburant	Year/Año/Année Model/Modelo/Modèle Engine/Motor/Moteur	Eng. Code Código de motor Code moteur	VIN NIV NIV	GOLD Fuel Combustible Carburant	ProSelect Fuel Combustible Carburant
<b>CADILLAC (Cont'd/Suite)</b>					<b>CADILLAC (Cont'd/Suite)</b>				
<b>2016 (Cont'd/Suite)</b>					<b>2014 (Cont'd/Suite)</b>				
<b>ATS (Cont'd/Suite)</b>					<b>CTS</b>				
L4 2.0L 1998cc 150 CID	LCV	A	N/S	N/S	L4 2.0L 1998cc 122 CID Turbo	LTG	X	N/S	N/S
V6 3.6L 217 CID	LGX	S	N/S	N/S	V6 3.0L 182 CID	LFW	5	N/S	N/S
<b>ATS V</b>					<b>CTS V</b>				
V6 3.6L 217 Turbo	LF4	Y	N/S	N/S	V6 3.6L 217 CID Flex	LFX	3	N/S	N/S
<b>CT6</b>					<b>CTS Vsport</b>				
L4 2.0L 1998cc 122 CID Turbo	LTG	X	N/S	N/S	V8 6.2L 376 CID Super Charged	LSA	P	N/S	N/S
V6 3.0L 182 CID Turbo	LGW	6	N/S	N/S	<b>ELR</b>				
V6 3.6L	LGX	S	N/S	N/S	L4 1.4L 1398cc 85 CID Electric/Gas	LUU		N/S	N/S
<b>CTS</b>					<b>ESCALADE</b>				
L4 2.0L 1998cc 122 CID Turbo	LTG	X	N/S	N/S	V8 6.2L 376 CID Flex	L94	F	N/S	N/S
V6 3.6L 217 CID	LGX	S	N/S	N/S	<b>ESCALADE ESV</b>				
V6 3.6L 217 CID Turbo/Intercooled	LF3	8	N/S	N/S	V8 6.2L 376 CID Flex	L94	F	N/S	N/S
V8 6.2L 376 CID Super Charged	LSA	P	N/S	N/S	<b>SRX</b>				
	LT4		N/S	N/S	V6 3.6L 217 CID Flex	LFX	3	N/S	N/S
<b>ELR</b>					<b>XTS</b>				
L4 1.4L 1398cc 85 CID Electric/Gas	LUU		N/S	N/S	V6 3.6L 217 CID	LFX	3	N/S	N/S
<b>ESCALADE</b>					<b>2013</b>				
V8 6.2L 376 CID Flex	L86	J	N/S	N/S	<b>ATS</b>				
<b>ESCALADE ESV</b>					L4 2.0L 1998cc 122 CID Turbo				
V8 6.2L 376 CID Flex	L86	J	N/S	N/S	L4 2.5L 2457cc 150 CID	LCV	A	N/A	N/A
<b>SRX</b>					V6 3.6L 217 CID Flex				
V6 3.6L 217 CID Flex	LFX	3	N/S	N/S	<b>CTS</b>				
<b>XTS</b>					V6 3.0L 182 CID				
V6 3.6L 217 CID	LFX	3	N/S	N/S	V6 3.6L 217 CID Flex	LFX	3	N/S	N/S
V6 3.6L 217 CID Turbo/Intercooled	LF3	8	N/S	N/S	<b>CTS V</b>				
<b>2015</b>					V8 6.2L 376 CID Super Charged				
<b>ATS</b>					LSA				
L4 2.0L 1998cc 122 CID Turbo	LTG	X	N/S	N/S	<b>ESCALADE</b>				
L4 2.5L 2457cc 150 CID	LCV	A	N/S	N/S	V8 6.2L 376 CID Flex				
V6 3.6L 217 CID Flex	LFX	3	N/S	N/S	<b>ESCALADE ESV</b>				
<b>CTS</b>					V8 6.2L 376 CID Flex				
L4 2.0L 1998cc 122 CID Turbo	LTG	X	N/S	N/S	<b>ESCALADE EXT</b>				
V6 3.6L 217 CID Flex	LFX	3	N/S	N/S	V8 6.2L 376 CID Flex				
<b>CTS V</b>					<b>ESCALADE HYBRID</b>				
V8 6.2L 376 CID Super Charged	LSA	P	N/S	N/S	V8 6.0L 5967cc 364 CID FlexElectric/Gas				
<b>CTS Vsport</b>					<b>SRX</b>				
V6 3.6L 217 CID Turbo/Intercooled	LF3	8	N/S	N/S	V6 3.6L 217 CID Flex				
<b>ELR</b>					<b>XTS</b>				
L4 1.4L 1398cc 85 CID Electric/Gas	LUU	4	N/S	N/S	V6 3.6L 217 CID				
<b>ESCALADE</b>					<b>2012</b>				
V8 6.2L 376 CID Flex	L86	J	N/S	N/S	<b>CTS</b>				
<b>ESCALADE ESV</b>					V6 3.0L 182 CID				
V8 6.2L 376 CID Flex	L86	J	N/S	N/S	V6 3.6L 217 CID	LFX	3	N/S	N/S
<b>SRX</b>					<b>CTS V</b>				
V6 3.6L 217 CID Flex	LFX	3	3315	N/A	V8 6.2L 376 CID Super Charged				
<b>XTS</b>					<b>ESCALADE</b>				
V6 3.6L 217 CID	LFX	3	N/S	N/S	V8 6.2L 376 CID Flex				
V6 3.6L 217 CID Turbo/Intercooled	LF3	3	N/S	N/S	<b>ESCALADE HYBRID</b>				
<b>2014</b>					V8 6.0L 5967cc 364 CID FlexElectric/Gas				
<b>ATS</b>					<b>SRX</b>				
L4 2.0L 1998cc 122 CID Turbo	LTG	X	N/A	N/A	V6 3.6L 217 CID Flex				
L4 2.5L 2457cc 150 CID	LCV	A	N/A	N/A					
V6 3.6L 217 CID Flex	LFX	3	N/A	N/A					

See pages 13-16 for footnotes.

*Italicized Part Numbers May Not Be Available.*  
 Las piezas con números en *italicas* pueden no estar disponibles.  
 Les numéros de pièce en *italiques* peuvent ne pas être disponibles.

P  
a  
s  
s  
C  
a  
r  
L  
i  
g  
h  
t  
T  
r  
u  
c  
k  
F  
u  
e  
l  
F  
i  
l  
t  
e  
r  
s



CADILLAC 2011-2007

Pass Car Light Truck Fuel Filter Section

Year/Año/Année Model/Modelo/Modèle Engine/Motor/Moteur	Eng. Code Código de motor Code moteur	VIN NIV NIV	GOLD Fuel Combustible Carburant	ProSelect Fuel Combustible Carburant	Year/Año/Année Model/Modelo/Modèle Engine/Motor/Moteur	Eng. Code Código de motor Code moteur	VIN NIV NIV	GOLD Fuel Combustible Carburant	ProSelect Fuel Combustible Carburant
<b>CADILLAC (Cont'd/Suite)</b>					<b>CADILLAC (Cont'd/Suite)</b>				
<b>2011</b>					<b>2009 (Cont'd/Suite)</b>				
<b>CTS</b>					<b>STS</b>				
V6 3.0L 182 CID	LF1	Y	N/S	N/S	V6 3.6L 217 CID	LLT	V	3889	23889
V6 3.6L 217 CID	LLT	D	N/S	N/S	V8 4.6L 281 CID		A	3889	23889
<b>CTS V</b>					<b>STS V</b>				
V8 6.2L 376 CID Super Charged	LSA	P	N/S	N/S	V8 4.4L 4371cc 267 CID Super Charged		D	3889	23889
<b>DTS</b>					<b>XLR</b>				
V8 4.6L 281 CID	L37 LD8	S 6	N/S N/S	N/S N/S	V8 4.6L 281 CID		A	N/S	N/S
<b>ESCALADE</b>					<b>XLR V</b>				
V8 6.2L 376 CID Flex	L94	F	N/S	N/S	V8 4.4L 4371cc 267 CID Super Charged		D	N/S	N/S
<b>ESCALADE HYBRID</b>					<b>2008</b>				
V8 6.0L 5967cc 364 CID FlexElectric/Gas	LZ1	J	N/S	N/S	<b>BLS</b>				
<b>SRX</b>					L4 2.0L 1998cc 122 CID (Mex.)				
V6 2.8L 2792cc 170 CID Turbo	LAU	6	3315	N/A	<b>CTS</b>				
V6 3.0L 182 CID	LF1	Y	3315	N/A	V6 3.6L 217 CID				
V6 3.6L 217 CID (Mex.)	LFX	3	N/R	N/R					
<b>STS</b>					<b>DTS</b>				
V6 3.6L 217 CID	LLT	D	3889	23889	V8 4.6L 281 CID				
<b>2010</b>					<b>ESCALADE</b>				
<b>CTS</b>					V8 6.2L 6199cc 378 CID				
V6 3.0L 182 CID	LF1	G	N/S	N/S	<b>SRX</b>				
V6 3.6L 217 CID	LLT	V	N/S	N/S	V6 3.6L 217 CID				
<b>CTS V</b>					V8 4.6L 281 CID				
V8 6.2L 376 CID Super Charged	LSA	P	N/S	N/S	<b>STS</b>				
<b>DTS</b>					V6 3.6L 217 CID				
V8 4.6L 281 CID		9	N/S N/S	N/S N/S	V8 4.6L 281 CID				
<b>ESCALADE</b>					<b>STS V</b>				
V8 6.2L 376 CID Flex	L94	F	N/S	N/S	V8 4.4L 4371cc 267 CID Super Charged				
<b>ESCALADE HYBRID</b>					<b>XLR</b>				
V8 6.0L 5967cc 364 CID FlexElectric/Gas	LZ1	J	N/S	N/S	V8 4.6L 281 CID				
<b>SRX</b>					<b>XLR V</b>				
V6 2.8L 2792cc 170 CID Turbo	LAU	4	3315	N/A	V8 4.4L 4371cc 267 CID Super Charged				
V6 3.0L 182 CID	LF1	Y	3315	N/A	<b>2007</b>				
<b>STS</b>					<b>BLS</b>				
V6 3.6L 217 CID	LLT	V	3889	23889	L4 2.0L 1998cc 122 CID (Mex.)				
V8 4.6L 281 CID		A	3889	23889	<b>CTS</b>				
<b>2009</b>					V6 2.8L 2792cc 170 CID				
<b>CTS</b>					V6 3.6L 217 CID				
V6 3.6L 217 CID		7	N/S	N/S	<b>CTS V</b>				
	LLT	V	N/S	N/S	V8 6.0L 5967cc 364 CID				
<b>CTS V</b>					<b>DTS</b>				
V8 6.2L 376 CID Super Charged	LSA	P	N/S	N/S	V8 4.6L 281 CID				
<b>DTS</b>					<b>ESCALADE</b>				
V8 4.6L 281 CID		9	N/S N/S	N/S N/S	V8 6.2L 6199cc 378 CID				
<b>ESCALADE</b>					<b>SRX</b>				
V8 6.2L 376 CID Flex	L9H	2	N/S	N/S	V6 3.6L 217 CID				
<b>ESCALADE HYBRID</b>					V8 4.6L 281 CID				
V8 6.0L 5967cc 364 CID Electric/Gas	LFA	5	N/S	N/S	<b>STS</b>				
<b>SRX</b>					V6 3.6L 217 CID				
V6 3.6L 217 CID		7	3889	23889	V8 4.6L 281 CID				
V8 4.6L 281 CID		A	3889	23889	<b>STS V</b>				
<b>STS V</b>					V8 4.4L 4371cc 267 CID Super Charged				

See pages 13-16 for footnotes.



Pass Car Light Truck Fuel Filter Section

CADILLAC 2007 — CHEVROLET 2023

Year/Año/Année Model/Modelo/Modèle Engine/Motor/Moteur	Eng. Code Código de motor Code moteur	VIN NIV NIV	GOLD Fuel Combustible Carburant	ProSelect Fuel Combustible Carburant	Year/Año/Année Model/Modelo/Modèle Engine/Motor/Moteur	Eng. Code Código de motor Code moteur	VIN NIV NIV	GOLD Fuel Combustible Carburant	ProSelect Fuel Combustible Carburant
<b>CADILLAC (Cont'd/Suite)</b>					<b>CADILLAC (Cont'd/Suite)</b>				
<b>2007 (Cont'd/Suite)</b>					<b>2004 (Cont'd/Suite)</b>				
<b>XLR</b>					<b>DEVILLE</b>				
V8 4.6L 281 CID		A	N/S	N/S	V8 4.6L 281 CID		9	3311	23311
<b>XLR V</b>									
V8 4.4L 4371cc 267 CID Super Charged		D	N/S	N/S				3311	23311
<b>2006</b>					<b>2003</b>				
<b>CTS</b>					<b>ESCALADE</b>				
V6 2.8L 2792cc 170 CID		T	3889	23889	V8 5.3L 325 CID		T	N/S	N/S
V6 3.6L 217 CID		7	3889	23889	V8 6.0L 5967cc 364 CID		N	3481	23481
<b>CTS V</b>					<b>SEVILLE</b>				
V8 6.0L 5967cc 364 CID		U	3889	23889	V8 4.6L 281 CID			3311	23311
<b>DTS</b>					<b>SRX</b>				
V8 4.6L 281 CID		9	N/S	N/S	V6 3.6L 217 CID		7	3889	23889
<b>ESCALADE</b>					<b>XLR</b>				
V8 6.0L 5967cc 364 CID		N	N/S	N/S	V8 4.6L 281 CID		A	3311	23311
<b>SRX</b>					<b>2002</b>				
V6 3.6L 217 CID		7	3889	23889	<b>CTS</b>				
V8 4.6L 281 CID		A	3889	23889	V6 3.2L 197 CID		N	3311	23311
<b>STS</b>					<b>DEVILLE</b>				
V6 3.6L 217 CID		7	3889	23889	V8 4.6L 281 CID		9	3311	23311
V8 4.6L 281 CID		A	3889	23889	<b>ESCALADE</b>				
<b>STS V</b>					<b>SEVILLE</b>				
V8 4.4L 4371cc 267 CID Super Charged		D	N/S	N/S	V8 5.3L 325 CID		T	3481	23481
<b>XLR</b>					<b>2001</b>				
V8 4.6L 281 CID		A	N/S	N/S	<b>CATERA</b>				
<b>XLR V</b>					<b>DEVILLE</b>				
V8 4.4L 4371cc 267 CID Super Charged		D	N/S	N/S	V8 4.6L 281 CID		9	3311	23311
<b>2005</b>					<b>2000</b>				
<b>CTS</b>					<b>DEVILLE</b>				
V6 2.8L 2792cc 170 CID		T	3889	23889	V8 4.6L 281 CID		9	3311	23311
V6 3.6L 217 CID		7	3889	23889	<b>ESCALADE</b>				
<b>CTS V</b>					<b>SEVILLE</b>				
V8 5.7L 346 CID		S	3889	23889	V8 5.3L 325 CID		T	3481	23481
<b>DEVILLE</b>					<b>2000</b>				
V8 4.6L 281 CID		9	3311	23311	<b>BLAZER</b>				
		9	3311	23311	L4 2.0L 2000CC 122CID Turbo	LSY		N/S	N/S
<b>ESCALADE</b>					<b>2023</b>				
V8 5.3L 325 CID		T	N/S	N/S	<b>BOLT EUV</b>				
V8 6.0L 5967cc 364 CID		N	3481	23481	<b>Electric</b>				
<b>SRX</b>									
V6 3.6L 217 CID		7	3889	23889					
V8 4.6L 281 CID		A	3889	23889					
<b>STS</b>									
V6 3.6L 217 CID		7	3889	23889					
V8 4.6L 281 CID		A	3889	23889					
<b>XLR</b>									
V8 4.6L 281 CID		A	3311	23311					

P  
a  
s  
s  
C  
a  
r  
L  
i  
g  
h  
t  
T  
r  
u  
c  
k  
F  
u  
e  
l  
F  
i  
l  
t  
e  
r  
s

See pages 13-16 for footnotes.

*Italicized Part Numbers May Not Be Available.*  
Las piezas con números en *italicas* pueden no estar disponibles.  
Les numéros de pièce en *italiques* peuvent ne pas être disponibles.



Year/Año/Année Model/Modelo/Modele Engine/Motor/Moteur	Eng. Code Código de motor Code moteur	VIN NIV NIV	GOLD Fuel Combustible Carburant	ProSelect Fuel Combustible Carburant	Year/Año/Année Model/Modelo/Modele Engine/Motor/Moteur	Eng. Code Código de motor Code moteur	VIN NIV NIV	GOLD Fuel Combustible Carburant	ProSelect Fuel Combustible Carburant
<b>CHEVROLET (Cont'd/Suite)</b>					<b>CHEVROLET (Cont'd/Suite)</b>				
<b>2023 (Cont'd/Suite)</b>					<b>2023 (Cont'd/Suite)</b>				
<b>Bolt EV</b>					<b>Silverado 5500 HD</b>				
Electric			N/R	N/R	V 8 6.6L 6599CC 403CID Turbo Diesel	L5P		600588	N/A
<b>CAMARO</b>					<b>Silverado 6500 HD</b>				
L4 2.0L 2000CC 122CID Turbo	LTG		N/S	N/S	V 8 6.6L 6599CC 403CID Turbo Diesel	L5P		600588	N/A
V6 3.6L 3600CC 220CID	LGX	S	N/S	N/S	<b>SUBURBAN (ALL)</b>				
<b>CAMARO LT1</b>					L6 3.0L 3000CC 183CID Turbo Diesel			600451	N/A
V8 6.2L 376 CID	LT1	7	N/S	N/S	V8 5.3L 5300CC 323CID	L84		N/S	N/S
<b>CAMARO SS</b>					V8 6.2L 6200CC 378CID	L87		N/S	N/S
V8 6.2L 376 CID	LT1	7	N/S	N/S	<b>TAHOE</b>				
<b>CAMARO ZL1</b>					L6 3.0L 3000CC 183CID Turbo Diesel			600451	N/A
V8 6.2L 376 CID Super Charged	LT4	6	N/S	N/S	V8 5.3L 5300CC 323CID	L84		N/S	N/S
<b>COLORADO</b>					V8 6.2L 6200CC 378CID	L87		N/S	N/S
L4 2.7L 2720CC 166CID Turbo			N/S	N/S	<b>TRAILBLAZER</b>				
<b>CORVETTE</b>					L3 1.2L 1200CC 73CID Turbo			N/S	N/S
V8 6.2L 6200CC 378CID	LT2		N/S	N/S	L3 1.3L 1300CC 79CID Turbo			N/S	N/S
<b>CORVETTE Z06</b>					<b>TRAVERSE</b>				
V8 5.5L 5500CC 336CID	LT6		N/S	N/S	V6 3.6L 217 CID	LLT		N/S	N/S
<b>EQUINOX</b>					<b>2022</b>				
L4 1.5L 91 CID Turbo			N/S	N/S	<b>AVEO</b>				
<b>EXPRESS 2500</b>					L4 1.5L 91 CID (Mex.)			N/S	N/S
L4 2.8L 2800CC 171CID Turbo Diesel			300509	N/A	<b>BLAZER</b>				
V6 4.3L 262 CID			N/S	N/S	L4 2.0L 2000CC 122CID Turbo	LSY		N/S	N/S
V8 6.6L 6600CC 401CID	L8T	7	N/S	N/S	V6 3.6L 3600CC 220CID - LGX	LGX	S	N/S	N/S
<b>EXPRESS 3500</b>					<b>BOLT EUV</b>				
L4 2.8L 2800CC 171CID Turbo Diesel			300509	N/A	Electric			N/R	N/R
V6 4.3L 262 CID			N/S	N/S	<b>Bolt EV</b>				
V8 6.6L 6600CC 401CID	L8T	7	N/S	N/S	Electric			N/R	N/R
<b>EXPRESS 4500</b>					<b>CAMARO</b>				
V8 6.6L 6600CC 401CID	L8T	7	N/S	N/S	L4 2.0L 2000CC 122CID Turbo	LTG		N/S	N/S
<b>LCF 3500</b>					V6 3.6L 3600CC 220CID	LGX	S	N/S	N/S
V8 6.6L 6600CC 401CID	L8T	7	N/S	N/S	<b>CAMARO LT1</b>				
<b>LCF 4500</b>					V8 6.2L 376 CID	LT1	7	N/S	N/S
V8 6.6L 6600CC 401CID	L8T	7	N/S	N/S	<b>CAMARO SS</b>				
<b>LCF 5500HD</b>					V8 6.2L 376 CID	LT1	7	N/S	N/S
L4 5.2L 5200CC 317CID Turbo Diesel			3128 600185	N/A N/A	<b>CAMARO ZL1</b>				
<b>LCF 5500XD</b>					V8 6.2L 376 CID Super Charged	LT4	6	N/S	N/S
L4 5.2L 5200CC 317CID Turbo Diesel			3128 600185	N/A N/A	<b>CHEYENNE</b>				
<b>MALIBU</b>					V8 5.3L 325 CID (Mex.)			N/S	N/S
L4 1.5L 91 CID Turbo			N/S	N/S	V8 6.2L 376 CID (Mex.)			N/S	N/S
<b>SILVERADO 1500</b>					<b>COLORADO</b>				
L4 2.7L 2700CC 165CID Turbo	L3B		N/S	N/S	L4 2.8L 2800CC 171CID Turbo Diesel		F	300226	N/A
L6 3.0L 3000CC 183CID Turbo Diesel			600451	N/A	L4 2.5L 153 CID			N/S	N/S
V8 5.3L 5328cc 325 CID P*			N/S	N/S	V6 3.6L 217 CID			N/S	N/S
V8 6.2L 6162cc 376 CID	L86		N/S	N/S	<b>CORVETTE</b>				
<b>SILVERADO 2500HD</b>					V8 6.2L 6200CC 378CID	LT2		N/S	N/S
V 8 6.6L 6599CC 403CID Turbo Diesel	L5P		600451	N/A	<b>EQUINOX</b>				
V8 6.6L 6600CC 401CID	L8T	7	N/S	N/S	L4 1.5L 91 CID Turbo			N/S	N/S
<b>SILVERADO 3500HD</b>					<b>EXPRESS 2500</b>				
V 8 6.6L 6599CC 403CID Turbo Diesel	L5P		600451	N/A	L4 2.8L 2800CC 171CID Turbo Diesel			300509	N/A
V8 6.6L 6600CC 401CID	L8T	7	N/S	N/S	V6 4.3L 262 CID			N/S	N/S
<b>Silverado 4500 HD</b>					V8 6.6L 6600CC 401CID	L8T	7	N/S	N/S
V 8 6.6L 6599CC 403CID Turbo Diesel	L5P		600588	N/A	<b>EXPRESS 3500</b>				
					L4 2.8L 2800CC 171CID Turbo Diesel			300509	N/A
					V6 4.3L 262 CID			N/S	N/S

See pages 13-16 for footnotes.

*Italicized Part Numbers May Not Be Available.*  
Las piezas con números en *italicas* pueden no estar disponibles.  
Les numéros de pièce en *italiques* peuvent ne pas être disponibles.





Pass Car Light Truck Fuel Filter Section

CHEVROLET 2022-2021

Year/Año/Année Model/Modelo/Modèle Engine/Motor/Moteur	Eng. Code Código de motor Code moteur	VIN NIV NIV	GOLD Fuel Combustible Carburant	ProSelect Fuel Combustible Carburant	Year/Año/Année Model/Modelo/Modèle Engine/Motor/Moteur	Eng. Code Código de motor Code moteur	VIN NIV NIV	GOLD Fuel Combustible Carburant	ProSelect Fuel Combustible Carburant
<b>CHEVROLET (Cont'd/Suite)</b>					<b>CHEVROLET (Cont'd/Suite)</b>				
<b>2022 (Cont'd/Suite)</b>					<b>2021 (Cont'd/Suite)</b>				
<b>EXPRESS 3500 (Cont'd/Suite)</b>					<b>BLAZER</b>				
V8 6.6L 6600CC 401CID	L8T	7	N/S	N/S	L4 2.0L 2000CC 122CID Turbo	LSY		N/S	N/S
<b>EXPRESS 4500</b>					L4 2.5L 2500CC 153CID	LCV		N/S	N/S
V8 6.6L 6600CC 401CID	L8T	7	N/S	N/S	V6 3.6L 3600CC 220CID - LGX	LGX	S	N/S	N/S
<b>LCF 3500</b>					<b>Bolt EV</b>				
V8 6.6L 6600CC 401CID	L8T	7	N/S	N/S	Electric			N/R	N/R
<b>LCF 5500HD</b>					<b>CAMARO</b>				
L4 5.2L 5200CC 317CID Turbo Diesel			3128 600185	N/A N/A	L4 2.0L 2000CC 122CID Turbo	LTG		N/S	N/S
<b>LCF 5500XD</b>					V6 3.6L 3600CC 220CID	LGX	S	N/S	N/S
L4 5.2L 5200CC 317CID Turbo Diesel			3128 600185	N/A N/A	<b>CAMARO LT1</b>				
<b>MALIBU</b>					V8 6.2L 376 CID	LT1	7	N/S	N/S
L4 1.5L 91 CID Turbo			N/S	N/S	<b>CAMARO SS</b>				
L4 2.0L 1998cc 122 CID Turbo	LTG		N/S	N/S	V8 6.2L 376 CID	LT1	7	N/S	N/S
<b>SILVERADO 1500 LTD</b>					<b>CAMARO ZL1</b>				
L4 2.7L 2700CC 165CID Turbo	L3B		N/S	N/S	V8 6.2L 376 CID Super Charged	LT4	6	N/S	N/S
L6 3.0L 3000CC 183CID Turbo Diesel			600451	N/A	<b>CAVALIER</b>				
V8 5.3L 5328cc 325 CID P*			N/S	N/S	L4 1.5L 91 CID (Mex.)			N/S	N/S
V8 6.2L 6162cc 376 CID	L86		N/S	N/S	<b>CHEYENNE</b>				
<b>SILVERADO 2500HD</b>					V8 5.3L 325 CID (Mex.)			N/S	N/S
V8 6.6L 6599CC 403CID Turbo Diesel	L5P		600451	N/A	V8 6.2L 376 CID (Mex.)			N/S	N/S
V8 6.6L 6600CC 401CID	L8T	7	N/S	N/S	<b>COLORADO</b>				
<b>SILVERADO 3500HD</b>					L4 2.8L 2800CC 171CID Turbo Diesel		F	300226	N/A
V8 6.6L 6599CC 403CID Turbo Diesel	L5P		600451	N/A	L4 2.5L 153 CID			N/S	N/S
V8 6.6L 6600CC 401CID	L8T	7	N/S	N/S	V6 3.6L 217 CID			N/S	N/S
<b>Silverado 4500 HD</b>					<b>CORVETTE</b>				
V8 6.6L 6599CC 403CID Turbo Diesel	L5P		600588	N/A	V8 6.2L 6200CC 378CID	LT2		N/S	N/S
<b>Silverado 5500 HD</b>					<b>EQUINOX</b>				
V8 6.6L 6599CC 403CID Turbo Diesel	L5P		600588	N/A	L4 1.5L 91 CID Turbo			N/S	N/S
<b>Silverado 6500 HD</b>					<b>EXPRESS 2500</b>				
V8 6.6L 6599CC 403CID Turbo Diesel	L5P		600588	N/A	L4 2.8L 2800CC 171CID Turbo Diesel			300509	N/A
<b>SPARK</b>					V6 4.3L 262 CID			N/S	N/S
L4 1.4L 85 CID	LV7	A	N/S	N/S	V8 6.6L 6600CC 401CID	L8T	7	N/S	N/S
<b>SUBURBAN (ALL)</b>					<b>EXPRESS 3500</b>				
L6 3.0L 3000CC 183CID Turbo Diesel			600451	N/A	L4 2.8L 2800CC 171CID Turbo Diesel			300509	N/A
V8 5.3L 5300CC 323CID	L84		N/S	N/S	V6 4.3L 262 CID			N/S	N/S
V8 6.2L 6200CC 378CID	L87		N/S	N/S	V8 6.6L 6600CC 401CID	L8T	7	N/S	N/S
<b>TAHOE</b>					<b>EXPRESS 4500</b>				
L6 3.0L 3000CC 183CID Turbo Diesel			600451	N/A	V8 6.6L 6600CC 401CID	L8T	7	N/S	N/S
V8 5.3L 5300CC 323CID	L84		N/S	N/S	<b>LCF 3500</b>				
V8 6.2L 6200CC 378CID	L87		N/S	N/S	V8 6.6L 6600CC 401CID	L8T	7	N/S	N/S
<b>TRACKER</b>					<b>LCF 5500HD</b>				
L3 1.2L 1200CC 73CID Turbo (Mex.)			N/S	N/S	L4 5.2L 5200CC 317CID Turbo Diesel			3128 600185	N/A N/A
<b>TRAILBLAZER</b>					<b>LCF 5500XD</b>				
L3 1.2L 1200CC 73CID Turbo			N/S	N/S	L4 5.2L 5200CC 317CID Turbo Diesel			3128 600185	N/A N/A
L3 1.3L 1300CC 79CID Turbo			N/S	N/S	<b>MALIBU</b>				
<b>TRAVERSE</b>					L4 1.5L 91 CID Turbo			N/S	N/S
V6 3.6L 217 CID	LLT		N/S	N/S	L4 2.0L 1998cc 122 CID Turbo	LTG		N/S	N/S
<b>TRAX</b>					<b>SILVERADO 1500</b>				
L4 1.4L 85 CID Turbo	LE2		N/S	N/S	L4 2.7L 2700CC 165CID Turbo	L3B		N/S	N/S
<b>2021</b>					L6 3.0L 3000CC 183CID Turbo Diesel			600451	N/A
<b>AVEO</b>					V6 4.3L 262 CID Flex	LV3		N/S	N/S
L4 1.5L 91 CID (Mex.)			N/S	N/S	V8 5.3L 5328cc 325 CID P*			N/S	N/S
					V8 6.2L 6162cc 376 CID	L86		N/S	N/S

See pages 13-16 for footnotes.

*Italicized Part Numbers May Not Be Available.*  
 Las piezas con números en *italicas* pueden no estar disponibles.  
 Les numéros de pièce en *italiques* peuvent ne pas être disponibles.

P  
a  
s  
s  
C  
a  
r  
L  
i  
g  
h  
t  
T  
r  
u  
c  
k  
F  
u  
e  
l  
F  
i  
l  
t  
e  
r  
s



CHEVROLET 2021-2020

Pass Car Light Truck Fuel Filter Section

Year/Año/Année Model/Modelo/Modèle Engine/Motor/Moteur	Eng. Code Código de motor Code moteur	VIN NIV NIV	GOLD Fuel Combustible Carburant	ProSelect Fuel Combustible Carburant	Year/Año/Année Model/Modelo/Modèle Engine/Motor/Moteur	Eng. Code Código de motor Code moteur	VIN NIV NIV	GOLD Fuel Combustible Carburant	ProSelect Fuel Combustible Carburant
<b>CHEVROLET (Cont'd/Suite)</b>					<b>CHEVROLET (Cont'd/Suite)</b>				
<b>2021 (Cont'd/Suite)</b>					<b>2020 (Cont'd/Suite)</b>				
<b>SILVERADO 2500HD</b>					<b>CHEYENNE (Cont'd/Suite)</b>				
V 8 6.6L 6599CC 403CID Turbo Diesel	L5P		600451	N/A	V8 6.2L 376 CID (Mex.)			N/S	N/S
V8 6.6L 6600CC 401CID	L8T	7	N/S	N/S	<b>COLORADO</b>				
<b>SILVERADO 3500HD</b>					L 4 2.8L 2800CC 171CID Turbo Diesel				
V 8 6.6L 6599CC 403CID Turbo Diesel	L5P		600451	N/A	L4 2.5L 153 CID		F	300226	N/A
V8 6.6L 6600CC 401CID	L8T	7	N/S	N/S	V6 3.6L 217 CID			N/S	N/S
<b>Silverado 4500 HD</b>					<b>CORVETTE</b>				
V 8 6.6L 6599CC 403CID Turbo Diesel	L5P		600588	N/A	V8 6.2L 6200CC 378CID	LT2		N/S	N/S
<b>Silverado 5500 HD</b>					<b>EQUINOX</b>				
V 8 6.6L 6599CC 403CID Turbo Diesel	L5P		600588	N/A	L4 1.5L 91 CID Turbo			N/S	N/S
<b>Silverado 6500 HD</b>					L4 1.6L Turbo Diesel				
V 8 6.6L 6599CC 403CID Turbo Diesel	L5P		600588	N/A	L4 2.0L Turbo		D	300509	N/A
<b>SPARK</b>					<b>EXPRESS 2500</b>				
L4 1.4L 85 CID	LV7	A	N/S	N/S	L4 2.8L 2800CC 171CID Turbo Diesel			300509	N/A
<b>SUBURBAN (ALL)</b>					V6 4.3L 262 CID				
L6 3.0L 3000CC 183CID Turbo Diesel			600451	N/A	V8 6.0L 5967cc 364 CID Flex	L96		N/S	N/S
V8 5.3L 5300CC 323CID	L84		N/S	N/S	<b>EXPRESS 3500</b>				
V8 6.2L 6200CC 378CID	L87		N/S	N/S	L4 2.8L 2800CC 171CID Turbo Diesel			300509	N/A
<b>TAHOE</b>					V6 4.3L 262 CID				
L6 3.0L 3000CC 183CID Turbo Diesel			600451	N/A	V8 6.0L 5967cc 364 CID Flex	L96		N/S	N/S
V8 5.3L 5300CC 323CID	L84		N/S	N/S	<b>IMPALA</b>				
V8 6.2L 6200CC 378CID	L87		N/S	N/S	L4 2.5L 2457cc	LCV		N/S	N/S
<b>TRACKER</b>					V6 3.6L 3600CC 220CID				
L3 1.2L 1200CC 73CID Turbo (Mex.)			N/S	N/S	L4 2.0L 1998cc 122 CID Turbo	LTG		N/S	N/S
<b>TRAILBLAZER</b>					<b>LCF 3500</b>				
L3 1.2L 1200CC 73CID Turbo			N/S	N/S	V8 6.0L 364 CID			N/S	N/S
L3 1.3L 1300CC 79CID Turbo			N/S	N/S	<b>MALIBU</b>				
<b>TRAVERSE</b>					L4 1.5L 91 CID Turbo				
V6 3.6L 217 CID	LLT		N/S	N/S	L4 1.8L 110 CID Electric/Gas			N/S	N/S
<b>TRAX</b>					L4 2.0L 1998cc 122 CID Turbo				
L4 1.4L 1364cc 83 CID Turbo	LUV		N/S	N/S	<b>SILVERADO 1500</b>				
L4 1.4L 85 CID Turbo	LE2		N/S	N/S	L4 2.7L 2700CC 165CID Turbo	L3B		N/S	N/S
<b>2020</b>					L6 3.0L 3000CC 183CID Turbo Diesel				
<b>AVEO</b>					V6 4.3L 262 CID Flex				
L4 1.5L 91 CID (Mex.)			N/S	N/S	V8 5.3L 5328cc 325 CID P*			N/S	N/S
<b>BLAZER</b>					V8 6.2L 6162cc 376 CID				
L4 2.0L 2000CC 122CID Turbo	LSY		N/S	N/S	<b>SILVERADO 2500HD</b>				
L4 2.5L 2500CC 153CID	LCV		N/S	N/S	V 8 6.6L 6599CC 403CID Turbo Diesel	L5P		600451	N/A
V6 3.6L 3600CC 220CID - LGX	LGX	S	N/S	N/S	V8 6.6L 6600CC 401CID	L8T	7	N/S	N/S
<b>Bolt EV</b>					<b>SILVERADO 3500HD</b>				
Electric			N/R	N/R	V 8 6.6L 6599CC 403CID Turbo Diesel	L5P		600451	N/A
<b>CAMARO</b>					V8 6.6L 6600CC 401CID				
L4 2.0L 2000CC 122CID Turbo	LTG		N/S	N/S	<b>SONIC</b>				
V6 3.6L 3600CC 220CID	LGX	S	N/S	N/S	L4 1.4L 1364cc 83 CID Turbo	LUV		3850	N/A
<b>CAMARO LT1</b>					<b>SPARK</b>				
V8 6.2L 376 CID	LT1	7	N/S	N/S	L4 1.4L 85 CID	LV7	A	N/S	N/S
<b>CAMARO SS</b>					<b>SUBURBAN (ALL)</b>				
V8 6.2L 376 CID	LT1	7	N/S	N/S	V8 5.3L 325CID	L83		N/S	N/S
<b>CAMARO ZL1</b>					V8 6.2L 376 CID Flex				
V8 6.2L 376 CID Super Charged	LT4	6	N/S	N/S	V8 6.2L 376 CID Flex	L9H		N/S	N/S
<b>CAVALIER</b>					<b>TAHOE</b>				
L4 1.5L 91 CID (Mex.)			N/S	N/S	V8 5.3L 325CID	L83		N/S	N/S
<b>CHEYENNE</b>					V8 6.2L 376 CID Flex				
V8 5.3L 325 CID (Mex.)			N/S	N/S	V6 3.6L 217 CID	LLT		N/S	N/S
<b>TRAX</b>					L4 1.4L 1364cc 83 CID Turbo				
L4 1.4L 1364cc 83 CID Turbo	LUV		N/S	N/S					

See pages 13-16 for footnotes.



Pass Car Light Truck Fuel Filter Section

CHEVROLET 2019-2018

Year/Año/Année Model/Modelo/Modèle Engine/Motor/Moteur	Eng. Code Código de motor Code moteur	VIN NIV NIV	GOLD Fuel Combustible Carburant	ProSelect Fuel Combustible Carburant	Year/Año/Année Model/Modelo/Modèle Engine/Motor/Moteur	Eng. Code Código de motor Code moteur	VIN NIV NIV	GOLD Fuel Combustible Carburant	ProSelect Fuel Combustible Carburant
<b>CHEVROLET (Cont'd/Suite)</b>					<b>CHEVROLET (Cont'd/Suite)</b>				
<b>2019</b>					<b>2019 (Cont'd/Suite)</b>				
<b>AVEO</b>					<b>MALIBU</b>				
L4 1.5L 91 CID (Mex.)			N/S	N/S	L4 1.5L 91 CID Turbo			N/S	N/S
<b>BEAT</b>					L4 1.8L 110 CID Electric/Gas				
L4 1.2L 1206cc (Mex.)			3850	N/A	L4 2.0L 1998cc 122 CID Turbo	LTG		N/S	N/S
<b>BLAZER</b>					<b>SILVERADO (UP TO 3500 SERIES)</b>				
L4 2.5L 2500CC 153CID	LCV		N/S	N/S	V8 6.0L 5967cc 364 CID	LC8		N/S	N/S
V6 3.6L 3600CC 220CID - LGX	LGX	S	N/S	N/S	<b>SILVERADO 1500</b>				
<b>Bolt EV</b>					L4 2.7L 2700CC 165CID Turbo				
Electric			N/R	N/R	L6 3.0L 3000CC 183CID Turbo Diesel	L3B		N/S	N/S
<b>CAMARO</b>					V6 4.3L 262 CID Flex				
L4 2.0L 2000CC 122CID Turbo	LTG		N/S	N/S	V8 5.3L 5328cc 325 CID P*	LV3		N/S	N/S
V6 3.6L 3600CC 220CID	LGX	S	N/S	N/S	V8 6.2L 6162cc 376 CID	L86		N/S	N/S
<b>CAMARO SS</b>					<b>SILVERADO 1500 LD</b>				
V8 6.2L 376 CID	LT1	7	N/S	N/S	V8 5.3L 5328cc 325 CID P*			N/S	N/S
<b>CAMARO ZL1</b>					<b>SILVERADO 2500HD</b>				
V8 6.2L 376 CID Super Charged	LT4	6	N/S	N/S	V 8 6.6L 6599CC 403CID Turbo Diesel	L5P		600451	N/A
<b>CAVALIER</b>					V8 6.0L 5967cc 364 CID				
L4 1.5L 91 CID (Mex.)			N/S	N/S	V8 6.6L 6599CC 403CID Turbo Diesel	L5P		600451	N/A
<b>CHEYENNE</b>					V8 6.0L 5967cc 364 CID				
V8 5.3L 325 CID (Mex.)			N/S	N/S	<b>SONIC</b>				
V8 6.2L 376 CID (Mex.)			N/S	N/S	L4 1.4L 1364cc 83 CID Turbo	LUV		3850	N/A
<b>COLORADO</b>					L4 1.8L 1796cc 110 CID				
L4 2.8L 2800CC 171CID Turbo Diesel		F	300226	N/A	L4 1.8L 1796cc 110 CID Flex	LWE		3850	N/A
L4 2.5L 153 CID			N/S	N/S	<b>SPARK</b>				
V6 3.6L 217 CID			N/S	N/S	L4 1.4L 85 CID	LV7	A	N/S	N/S
<b>CORVETTE</b>					<b>SUBURBAN (ALL)</b>				
V8 6.2L 376 CID	LT1	7	N/S	N/S	V8 5.3L 325CID	L83		N/S	N/S
<b>CORVETTE Z06</b>					V8 6.2L 376 CID Flex				
V8 6.2L 376 CID Super Charged	LT4	6	N/S	N/S	<b>Suburban 3500 HD</b>				
<b>CORVETTE ZR1</b>					V8 6.0L 5967cc 364 CID Flex				
V8 6.2L 6200CC 376CID Super Charged	LT5		N/S	N/S	V8 6.0L 5967cc 364 CID Flex	L77		N/S	N/S
<b>CRUZE</b>					<b>TAHOE</b>				
L4 1.4L 85 CID Turbo	LE2		N/S	N/S	V8 5.3L 325CID	L83		N/S	N/S
L4 1.6L Turbo Diesel			600451 <sup>194</sup>	N/A <sup>194</sup>	V8 6.2L 376 CID Flex	L9H		N/S	N/S
<b>EQUINOX</b>					<b>TRAVERSE</b>				
L4 1.5L 91 CID Turbo			N/S	N/S	L4 2.0L Turbo		D	N/S	N/S
L4 1.6L Turbo Diesel			300509 <sup>194</sup>	N/A <sup>194</sup>	V6 3.6L 217 CID	LLT		N/S	N/S
L4 2.0L Turbo		D	N/S	N/S	<b>TRAX</b>				
<b>EXPRESS 2500</b>					L4 1.4L Turbo				
L4 2.8L 2800CC 171CID Turbo Diesel			300509	N/A	<b>VOLT</b>				
V6 4.3L		P	N/S	N/S	L4 1.5L HYBRID				
V8 6.0L 5967cc 364 CID Flex	L96		N/S	N/S	<b>2018</b>				
<b>EXPRESS 3500</b>					<b>AVEO</b>				
L4 2.8L 2800CC 171CID Turbo Diesel			300509	N/A	L4 1.5L 91 CID (Mex.)			N/S	N/S
V6 4.3L Flex			N/S	N/S	<b>BEAT</b>				
V8 6.0L 5967cc 364 CID CNG	LC8		N/S	N/S	L4 1.2L 1206cc (Mex.)			3850	N/A
V8 6.0L 5967cc 364 CID Flex	L96		N/S	N/S	<b>Bolt EV</b>				
<b>EXPRESS 4500</b>					Electric				
V8 6.0L 5967cc 364 CID CNG	LC8		N/S	N/S	<b>CAMARO</b>				
V8 6.0L 5967cc 364 CID Flex	L96		N/S	N/S	L4 2.0L Turbo		D	N/A	N/A
<b>IMPALA</b>					V6 3.6L 3600CC 220CID				
L4 2.5L 2457cc	LCV		N/S	N/S	V8 6.2L 376 CID	LGX	S	N/S	N/S
V6 3.6L 3600CC 220CID	LFX		N/S	N/S	V8 6.2L 376 CID Super Charged		P	N/S	N/S
<b>LCF 3500</b>					<b>CAVALIER</b>				
V8 6.0L 364 CID			N/S	N/S	L4 1.5L 91 CID (Mex.)			N/S	N/S

See pages 13-16 for footnotes.

*Italicized Part Numbers May Not Be Available.*  
 Las piezas con números en *italicas* pueden no estar disponibles.  
 Les numéros de pièce en *italiques* peuvent ne pas être disponibles.

P  
a  
s  
s  
C  
a  
r  
L  
i  
g  
h  
t  
T  
r  
u  
c  
k  
F  
u  
e  
l  
F  
i  
l  
t  
e  
r  
s



CHEVROLET 2018-2017

Pass Car Light Truck Fuel Filter Section

Year/Año/Année Model/Modelo/Modèle Engine/Motor/Moteur	Eng. Code Código de motor Code moteur	VIN NIV NIV	GOLD Fuel Combustible Carburant	ProSelect Fuel Combustible Carburant	Year/Año/Année Model/Modelo/Modèle Engine/Motor/Moteur	Eng. Code Código de motor Code moteur	VIN NIV NIV	GOLD Fuel Combustible Carburant	ProSelect Fuel Combustible Carburant
<b>CHEVROLET (Cont'd/Suite)</b>					<b>CHEVROLET (Cont'd/Suite)</b>				
<b>2018 (Cont'd/Suite)</b>					<b>2018 (Cont'd/Suite)</b>				
<b>CHEYENNE</b>					<b>SONIC</b>				
V8 5.3 L (Mex.)			N/S	N/S	L4 1.4L 1364cc 83 CID Turbo	LUV		3850	N/A
V8 6.2L 376 CID (Mex.)			N/S	N/S	L4 1.8L 1796cc 110 CID	LWE		3850	N/A
<b>CITY EXPRESS</b>					L4 1.8L 1796cc 110 CID Flex	LWU		3850	N/A
L4 2.0L	LOA	3	N/S	N/S	<b>SPARK</b>				
<b>COLORADO</b>					L4 1.4L 85 CID	LV7	A	N/S	N/S
L4 2.8L 2800CC 171CID Turbo Diesel		F	300226	N/A	<b>SUBURBAN (ALL)</b>				
L4 2.5L 153 CID			N/S	N/S	V8 5.3L 325CID	L83		N/S	N/S
V6 3.6L 217 CID			N/S	N/S	<b>Suburban 3500 HD</b>				
<b>CORVETTE</b>					V8 6.0L 5967cc 364 CID Flex	L77		N/S	N/S
V8 6.2L 376 CID	LT1	7	N/S	N/S	<b>TAHOE</b>				
V8 6.2L 376 CID Super Charged	LT4	6	N/S	N/S	V8 5.3L 325CID	L83		N/S	N/S
<b>CRUZE</b>					V8 6.2L 376 CID Flex	L9H		N/S	N/S
L4 1.4L 85 CID Turbo	LE2		N/S	N/S	<b>TORNADO</b>				
L4 1.6L Turbo Diesel			600451	N/A	L4 1.8L (Mex.)			3199	N/A
<b>EQUINOX</b>					<b>TRAVERSE</b>				
L4 1.5L 91 CID Turbo			N/S	N/S	L4 2.0L Turbo		D	N/S	N/S
L4 1.6L Turbo Diesel			300509	N/A	V6 3.6L 217 CID	LLT		N/S	N/S
L4 2.0L Turbo		D	N/S	N/S	<b>TRAX</b>				
<b>EXPRESS 2500</b>					L4 1.4L Turbo			N/S	N/S
L4 2.8L 2800CC 171CID Turbo Diesel			300509	N/A	<b>VOLT</b>				
V6 4.3L		P	N/S	N/S	L4 1.5L HYBRID			N/S	N/S
V8 6.0L 5967cc 364 CID Flex	L96		N/S	N/S	<b>2017</b>				
<b>EXPRESS 3500</b>					<b>AVEO</b>				
L4 2.8L 2800CC 171CID Turbo Diesel			300509	N/A	L4 1.6L 1598cc (Mex.)			3850	N/A
V6 4.3L Flex			N/S	N/S	<b>Bolt EV</b>				
V8 6.0L 5967cc 364 CID CNG	LC8		N/S	N/S	Electric			N/R	N/R
V8 6.0L 5967cc 364 CID Flex	L96		N/S	N/S	<b>CAMARO</b>				
<b>EXPRESS 4500</b>					L4 2.0L Turbo		D	N/A	N/A
V8 6.0L 5967cc 364 CID CNG	LC8		N/S	N/S	V6 3.6L 3600CC 220CID	LGX	S	N/S	N/S
V8 6.0L 5967cc 364 CID Flex	L96		N/S	N/S	V8 6.2L 376 CID			N/S	N/S
<b>IMPALA</b>					V8 6.2L 376 CID Super Charged		P	N/S	N/S
L4 2.5L 2457cc	LCV		N/S	N/S	<b>CAPRICE</b>				
V6 3.6L 3600CC 220CID	LFX		N/S	N/S	V8 6.0L 5967cc 364 CID Flex	L77	2	N/S	N/S
<b>LCF 3500</b>					<b>CAPRICE PPV</b>				
V8 6.0L 364 CID			N/S	N/S	V6 3.6L 217 CID	LFX	3	N/S	N/S
<b>MALIBU</b>					<b>CHEYENNE</b>				
L4 1.5L 91 CID Turbo			N/S	N/S	V8 5.3 L (Mex.)			N/S	N/S
L4 1.8L 110 CID Electric/Gas			N/S	N/S	V8 6.2L 6162cc 376 CID (Mex.)	L86		N/S	N/S
L4 2.0L 1998cc 122 CID Turbo	LTG		N/S	N/S	<b>CITY EXPRESS</b>				
<b>SILVERADO (UP TO 3500 SERIES)</b>					L4 2.0L	LOA	3	N/S	N/S
V8 6.0L 5967cc 364 CID	LC8		N/S	N/S	<b>COLORADO</b>				
<b>SILVERADO 1500</b>					L4 2.8L 2800CC 171CID Turbo Diesel		F	300226	N/A
V6 4.3L 262 CID Flex	LV3		N/S	N/S	L4 2.5L 153 CID			N/S	N/S
V8 5.3L 5328cc 325 CID Electric/GasP*			N/S	N/S	V6 3.6L 217 CID			N/S	N/S
V8 5.3L 5328cc 325 CID P*			N/S	N/S	<b>CORVETTE</b>				
V8 6.2L 6162cc 376 CID	L86		N/S	N/S	V8 6.2L 376 CID	LT1	7	N/S	N/S
<b>SILVERADO 1500 Hybrid</b>					V8 6.2L 376 CID Super Charged	LT4	6	N/S	N/S
V8 5.3L 5300CC 325CID eAssist	Hybrid eAssist		N/S	N/S	<b>CRUZE</b>				
<b>SILVERADO 2500HD</b>					L4 1.4L 85 CID Turbo	LE2		N/S	N/S
V8 6.0L 6599CC 403CID Turbo Diesel	L5P		600451	N/A	L4 1.6L Turbo Diesel			600451	N/A
V8 6.0L 5967cc 364 CID	LC8		N/S	N/S	<b>EQUINOX</b>				
<b>SILVERADO 3500HD</b>					L4 2.4L 145 CID	LEA		N/S	N/S
V8 6.6L 6599CC 403CID Turbo Diesel	L5P		600451	N/A	L4 2.4L 145 CID Flex	LEA		N/S	N/S
V8 6.0L 5967cc 364 CID	LC8		N/S	N/S					

See pages 13-16 for footnotes.

*Italicized Part Numbers May Not Be Available.*  
 Las piezas con números en *italicas* pueden no estar disponibles.  
 Les numéros de pièce en *italiques* peuvent ne pas être disponibles.



Pass Car Light Truck Fuel Filter Section

CHEVROLET 2017-2016

Year/Año/Année Model/Modelo/Modèle Engine/Motor/Moteur	Eng. Code Código de motor Code moteur	VIN NIV NIV	GOLD Fuel Combustible Carburant	ProSelect Fuel Combustible Carburant	Year/Año/Année Model/Modelo/Modèle Engine/Motor/Moteur	Eng. Code Código de motor Code moteur	VIN NIV NIV	GOLD Fuel Combustible Carburant	ProSelect Fuel Combustible Carburant
<b>CHEVROLET (Cont'd/Suite)</b>					<b>CHEVROLET (Cont'd/Suite)</b>				
<b>2017 (Cont'd/Suite)</b>					<b>2017 (Cont'd/Suite)</b>				
<b>EQUINOX (Cont'd/Suite)</b>					<b>Suburban 3500 HD</b>				
V6 3.6L 217 CID	LFX	3	N/S	N/S	V8 6.0L 5967cc 364 CID Flex	L77		N/S	N/S
V6 3.6L 217 CID Flex	LFX	3	N/S	N/S	<b>TAHOE</b>				
<b>EXPRESS 2500</b>					V8 5.3L 325CID	L83	C	N/S	N/S
L4 2.8L 2800CC 171CID Turbo Diesel			300509	N/A	<b>TORNADO</b>				
V8 4.8L 294CID	L20	F	N/S	N/S	L4 1.8L (Mex.)			3199	N/A
V8 6.0L 364 CID CNG	LC8	B	N/S	N/S	<b>TRAVERSE</b>				
V8 6.0L 5967cc 364 CID Flex	L96	G	N/S	N/S	V6 3.6L 217 CID	LLT	D	N/S	N/S
<b>EXPRESS 3500</b>					<b>TRAX</b>				
L4 2.8L 2800CC 171CID Turbo Diesel			300509	N/A	L4 1.4L 1364cc 83 CID Turbo	LUV		N/S	N/S
V8 4.8L 294CID	L20	F	N/S	N/S	<b>VOLT</b>				
V8 6.0L 5967cc 364 CID CNG	LC8	B	N/S	N/S	L4 1.5L HYBRID			N/S	N/S
V8 6.0L 5967cc 364 CID Flex	L96	G	N/S	N/S	<b>2016</b>				
<b>EXPRESS 4500</b>					<b>AVEO</b>				
V8 6.0L 5967cc 364 CID CNG	LC8	B	N/S	N/S	L4 1.6L 1598cc (Mex.)			3850	N/A
V8 6.0L 5967cc 364 CID Flex	L96	G	N/S	N/S	<b>CAMARO</b>				
<b>IMPALA</b>					L4 2.0L 122 CID Turbo			N/S	N/S
L4 2.5L 2457cc	LCV		N/S	N/S	V6 3.6L 3600CC 220CID	LGX	S	N/S	N/S
V6 3.6L 3600CC 220CID	LFX		N/S	N/S	V8 6.2L 376 CID	LT1	7	N/S	N/S
<b>LCF 3500</b>					<b>CAPRICE</b>				
V8 6.0L 364 CID			N/S	N/S	V6 3.6L 217 CID	LFX	3	N/S	N/S
<b>MALIBU</b>					V8 6.0L 5967cc 364 CID Flex	L77	2	N/S	N/S
L4 1.5L 91 CID Turbo			N/S	N/S	<b>CHEYENNE</b>				
L4 1.8L 110 CID Electric/Gas			N/S	N/S	V8 5.3L (Mex.)			3481	23481
L4 2.0L 1998cc 122 CID Turbo	LTG	X	N/S	N/S	V8 6.2L 6162cc 376 CID (Mex.)	L86		N/S	N/S
<b>S10 PICKUP</b>					<b>CITY EXPRESS</b>				
L4 2.5L 151 CID (Mex.)			3199	N/A	L4 2.0L	LOA	3	N/S	N/S
<b>SILVERADO 1500</b>					<b>COLORADO</b>				
V6 4.3L 262 CID Flex	LV3		N/S	N/S	L4 2.5L 153 CID			N/S	N/S
V8 5.3L 5328cc FlexP*			N/S	N/S	L4 2.8L 2800CC 171CID Turbo Diesel			300226	N/A
V8 5.3L 5328cc 325 CID Electric/GasP*			N/S	N/S	V6 3.6L 217 CID			N/S	N/S
V8 5.3L 5328cc 325 CID P*			N/S	N/S	<b>CORVETTE</b>				
V8 6.2L 6162cc 376 CID	L86		N/S	N/S	V8 6.2L 376 CID	LT1	7	N/S	N/S
<b>SILVERADO 1500 Hybrid</b>					V8 6.2L 376 CID Super Charged	LT4	6	N/S	N/S
V8 5.3L 5300CC 325CID eAssist	Hybrid eAssist		N/S	N/S	<b>CRUZE</b>				
<b>SILVERADO 2500HD</b>					L4 1.4L 85 CID Turbo	LE2		N/S	N/S
V8 6.6L 6599CC 403CID Turbo Diesel	L5P		600451	N/A	<b>CRUZE LIMITED</b>				
V8 6.0L 5967cc 364 CID Flex	L96	G	N/S	N/S	L4 1.4L 1364cc 83 CID Turbo	LUV		N/S	N/S
<b>SILVERADO 3500HD</b>					L4 1.8L 1796cc 110 CID	LWE	G	N/S	N/S
V8 6.6L 6599CC 403CID Turbo Diesel	L5P		600451	N/A	L4 1.8L 1796cc 110 CID Flex	LUW		N/S	N/S
V8 6.0L 5967cc 364 CID Flex	L96		N/S	N/S	<b>EQUINOX</b>				
<b>SONIC</b>					L4 2.4L 145 CID	LEA		N/S	N/S
L4 1.4L 1364cc 83 CID Turbo	LUV	B	3850	N/A	L4 2.4L 145 CID Flex	LEA		N/S	N/S
L4 1.6L 1598cc (Mex.)			3425	N/A	V6 3.6L 217 CID	LFX	3	N/S	N/S
L4 1.8L 1796cc 110 CID	LWE	G	3850	N/A	V6 3.6L 217 CID Flex	LFX	3	N/S	N/S
L4 1.8L 1796cc 110 CID Flex	LUW		3850	N/A	<b>EXPRESS 2500</b>				
<b>SPARK</b>					V8 4.8L 294CID	L20	F	N/S	N/S
L4 1.4L 85 CID	LV7	A	N/S	N/S	V8 6.0L 364 CID CNG	LC8	B	N/S	N/S
<b>SPARK CLASSIC</b>					V8 6.0L 5967cc 364 CID Flex	L96	G	N/S	N/S
L4 1.2L 1206cc (Mex.)			N/R	N/R	V8 6.6L 400 CID Turbo Diesel	LGH	L	600122 3960XE <sup>53</sup>	N/A 23960
<b>SS</b>					<b>EXPRESS 3500</b>				
V8 6.2L 376 CID	LS3	W	N/S	N/S	V8 4.8L 294CID	L20	F	N/S	N/S
<b>SUBURBAN (ALL)</b>					V8 6.0L 5967cc 364 CID CNG	LC8	B	N/S	N/S
V8 5.3L 325CID	L83		N/S	N/S	V8 6.0L 5967cc 364 CID Flex	L96	G	N/S	N/S

See pages 13-16 for footnotes.

*Italicized Part Numbers May Not Be Available.*  
 Las piezas con números en *italicas* pueden no estar disponibles.  
 Les numéros de pièce en *italiques* peuvent ne pas être disponibles.

P  
a  
s  
s  
C  
a  
r  
L  
i  
g  
h  
t  
T  
r  
u  
c  
k  
F  
u  
e  
l  
F  
i  
l  
t  
e  
r  
s



Year/Año/Année Model/Modelo/Modele Engine/Motor/Moteur	Eng. Code Código de motor Code moteur	VIN NIV NIV	GOLD Fuel Combustible Carburant	ProSelect Fuel Combustible Carburant	Year/Año/Année Model/Modelo/Modele Engine/Motor/Moteur	Eng. Code Código de motor Code moteur	VIN NIV NIV	GOLD Fuel Combustible Carburant	ProSelect Fuel Combustible Carburant
<b>CHEVROLET (Cont'd/Suite)</b>					<b>CHEVROLET (Cont'd/Suite)</b>				
<b>2016 (Cont'd/Suite)</b>					<b>2016 (Cont'd/Suite)</b>				
<b>EXPRESS 3500 (Cont'd/Suite)</b>					<b>TAHOE</b>				
V8 6.6L 400 CID Turbo Diesel	LGH	L	600122 3960XE <sup>53</sup>	N/A 23960	V8 5.3L 325CID	L83	C	N/S	N/S
<b>EXPRESS 4500</b>					<b>TORNADO</b>				
V8 6.0L 5967cc 364 CID CNG	LC8	B	N/S	N/S	L4 1.8L (Mex.)			3199	N/A
V8 6.0L 5967cc 364 CID Flex	L96	G	N/S	N/S	<b>TRAVESE</b>				
V8 6.6L 400 CID Turbo Diesel	LGH	L	600122 3960XE <sup>53</sup>	N/A 23960	V6 3.6L 217 CID	LLT	D	N/S	N/S
<b>IMPALA</b>					<b>TRAX</b>				
L4 2.5L 2457cc	LCV	A	N/S	N/S	L4 1.4L 1364cc 83 CID Turbo	LUV		N/S	N/S
V6 3.6L 217 CID BI-Fuel	L96	G	N/S	N/S	<b>VOLT</b>				
V6 3.6L 217 CID Flex	LFX	3	N/S	N/S	L4 1.5L Electric/Gas	L3A	5	N/S	N/S
<b>IMPALA LIMITED</b>					<b>2015</b>				
V6 3.6L 217 CID Flex	LFX	3	N/S	N/S	<b>AVEO</b>				
<b>LCF 3500</b>					L4 1.6L 1598cc (Mex.)				
V8 6.0L 364 CID			N/S	N/S	CAMARO				
<b>MALIBU</b>					V6 3.6L 217 CID				
L4 1.5L 91 CID Turbo			N/S	N/S	CAMARO SS				
L4 1.8L 110 CID Electric/Gas			N/S	N/S	V8 6.2L 376 CID	L99	J	N/S	N/S
L4 2.0L 1998cc 122 CID Turbo	LTG	X	N/S	N/S	CAMARO Z28				
<b>MALIBU LIMITED</b>					V8 7.0L 7011cc 427 CID				
L4 2.5L 2457cc	LCV	A	N/S	N/S	CAMARO ZL1				
<b>S10 PICKUP</b>					V8 6.2L 376 CID Super Charged				
L4 2.5L 151 CID (Mex.)			3199	N/A	CAPRICE PPV				
<b>SILVERADO 1500</b>					V6 3.6L 217 CID				
V6 4.3L 262 CID Flex	LV3		N/S	N/S	V8 6.0L 5967cc 364 CID Flex	L77	2	N/S	N/S
V8 5.3L 5328cc 325 CID			N/S	N/S	<b>CAPTIVA SPORT</b>				
V8 6.2L 6162cc 376 CID	L86		N/S	N/S	L4 2.4L 145 CID Flex	LEA	K	N/S	N/S
<b>SILVERADO 1500 Hybrid</b>					V6 3.0L 182 CID				
V8 5.3L 5300CC 325CID eAssist	Hybrid eAssist		N/S	N/S	V6 3.0L 182 CID (Mex.)			3425	N/A
<b>SILVERADO 2500HD</b>					<b>CHEYENNE</b>				
V8 6.0L 5967cc 364 CID CNG		G	N/S	N/S	V8 5.3L 5328cc 325 CID Flex (Mex.)	LC9		3481	23481
V8 6.0L 5967cc 364 CID Flex	L96	G	N/S	N/S	V8 6.2L 6162cc 376 CID (Mex.)	L86		N/S	N/S
V8 6.6L 400 CID Turbo Diesel	LML	8	3960XE <sup>53</sup>	23960	<b>CITY EXPRESS</b>				
<b>SILVERADO 3500HD</b>					L4 2.0L				
V8 6.0L 5967cc 364 CID CNG		G	N/S	N/S	L4 2.0L 1997cc	LOA	3	N/S	N/S
V8 6.0L 5967cc 364 CID Flex	L96	G	N/S	N/S	<b>COLORADO</b>				
V8 6.6L 400 CID Turbo Diesel	LML	8	3960XE <sup>53</sup>	23960	L4 2.5L 153 CID			N/S	N/S
<b>SONIC</b>					V6 3.6L 217 CID				
L4 1.4L 1364cc 83 CID Turbo	LUV	B	3850	N/A	<b>CORVETTE</b>				
L4 1.6L 1598cc (Mex.)			3425	N/A	V8 6.2L 6162cc 376CID Super Charged (Mex.)			N/S	N/S
L4 1.8L 1796cc 110 CID	LWE	G	3850	N/A	<b>CORVETTE Stingray</b>				
L4 1.8L 1796cc 110 CID Flex	LWU		3850	N/A	V8 6.2L 376 CID	LT1	7	N/S	N/S
<b>SPARK</b>					<b>CRUZE</b>				
L4 1.4L 85 CID	LV7	A	N/S	N/S	L4 1.4L 1364cc 83 CID Turbo	LUV		N/S	N/S
<b>SPARK CLASSIC</b>					L4 1.8L 1796cc 110 CID				
L4 1.2L 1206cc (Mex.)			N/R	N/R	L4 2.0L 1956cc 119 CID Turbo Diesel	LUZ	Z	600451	N/A
<b>SPARK EV</b>					<b>EQUINOX</b>				
130 HP/97 KW ELECTRIC Electric<\/>			N/R	N/R	L4 2.4L 145 CID	LEA		N/S	N/S
<b>SS</b>					L4 2.4L 145 CID Flex				
V8 6.2L 376 CID	LS3	W	N/S	N/S	V6 3.6L 217 CID	LFX	3	N/S	N/S
<b>SUBURBAN (ALL)</b>					V6 3.6L 217 CID Flex				
V8 5.3L 325CID	L83		N/S	N/S	<b>EXPRESS VAN (UP TO 4500 SERIES)</b>				
<b>Suburban 3500 HD</b>					V8 4.8L 294CID				
V8 6.0L 5967cc 364 CID Flex	L77		N/S	N/S	V8 6.0L 5967cc 364 CID CNG	LC8	G	N/S	N/S

See pages 13-16 for footnotes.

*Italicized Part Numbers May Not Be Available.*  
Las piezas con números en *italicas* pueden no estar disponibles.  
Les numéros de pièce en *italiques* peuvent ne pas être disponibles.





Pass Car Light Truck Fuel Filter Section

CHEVROLET 2015-2014

Year/Año/Année Model/Modelo/Modèle Engine/Motor/Moteur	Eng. Code Código de motor Code moteur	VIN NIV NIV	GOLD Fuel Combustible Carburant	ProSelect Fuel Combustible Carburant	Year/Año/Année Model/Modelo/Modèle Engine/Motor/Moteur	Eng. Code Código de motor Code moteur	VIN NIV NIV	GOLD Fuel Combustible Carburant	ProSelect Fuel Combustible Carburant
<b>CHEVROLET (Cont'd/Suite)</b>					<b>CHEVROLET (Cont'd/Suite)</b>				
<b>2015 (Cont'd/Suite)</b>					<b>2014 (Cont'd/Suite)</b>				
<b>EXPRESS VAN (UP TO 4500 SERIES) (Cont'd/Suite)</b>					<b>CAMARO SS (Cont'd/Suite)</b>				
V8 6.0L 5967cc 364 CID Flex	L96	G	N/S	N/S	V8 6.2L 376 CID	LS3	W	N/S	N/S
V8 6.6L 400 CID Turbo Diesel	LGH	L	600122 3960XE <sup>53</sup>	N/A 23960	<b>CAMARO Z28</b>				
<b>IMPALA</b>					V8 7.0L 7011cc 427 CID				
L4 2.5L 2457cc 153 CID	LKW	A	N/S	N/S	<b>CAMARO ZL1</b>				
V6 3.6L 217 CID Bi-Fuel		N	N/S	N/S	V8 6.2L 376 CID Super Charged				
V6 3.6L 217 CID Flex	LFX	3	N/S	N/S	<b>CAPRICE PPV</b>				
<b>IMPALA LIMITED</b>					V6 3.6L 217 CID				
V6 3.6L 217 CID Flex	LFX	3	N/S	N/S	V8 6.0L 5967cc 364 CID Flex				
<b>MALIBU</b>					<b>CAPTIVA SPORT</b>				
L4 2.0L 1998cc 122 CID Turbo	LTG	X	N/S	N/S	L4 2.4L 145 CID Flex				
L4 2.5L 2457cc 153 CID	LKW		N/S	N/S	V6 3.0L 182 CID				
<b>MATIZ</b>					V6 3.0L 182 CID (Mex.)				
L4 1.0L (Mex.)			3850	N/A	<b>CHEYENNE</b>				
<b>ORLANDO</b>					V8 5.3L 5328cc 325 CID Flex (Mex.)				
L4 2.4L 145 CID Flex	LEA		N/S	N/S	V8 6.2L 6162cc 376 CID (Mex.)				
<b>SILVERADO (UP TO 3500 SERIES)</b>					<b>CORVETTE</b>				
V6 4.3L 262 CID Flex	LV3		N/S	N/S	V8 6.2L 6162cc 376CID Super Charged (Mex.)				
V8 5.3L 5328cc 325 CID			N/S	N/S	<b>CORVETTE Stingray</b>				
V8 6.0L 5967cc 364 CID	LC8	B	N/S	N/S	V8 6.2L 376 CID				
V8 6.0L 5967cc 364 CID Flex	L96	G	N/S	N/S	L4 1.4L 1364cc 83 CID Turbo				
V8 6.2L 6162cc 376 CID	L86		N/S	N/S	L4 1.8L 1796cc 110 CID				
V8 6.6L 400 CID Turbo Diesel	LML	8	3960XE <sup>53</sup>	23960	L4 1.8L 1796cc 110 CID Flex				
<b>SONIC</b>					L4 2.0L 1956cc 119 CID Turbo Diesel				
L4 1.4L 1364cc 83 CID Turbo	LUV	B	N/S	N/S	<b>EQUINOX</b>				
L4 1.6L 1598cc (Mex.)			3425	N/A	L4 2.4L 145 CID				
L4 1.8L 1796cc 110 CID	LWE	G	N/S	N/S	L4 2.4L 145 CID Flex				
L4 1.8L 1796cc 110 CID Flex	LUW		N/S	N/S	V6 3.6L 217 CID				
<b>SPARK</b>					V6 3.6L 217 CID Flex				
L4 1.2L 1206cc (Mex.)			N/S	N/S	<b>EXPRESS VAN (UP TO 4500 SERIES)</b>				
L4 1.2L 1249cc 76 CID	LLO	9	N/S	N/S	V6 4.3L 4293cc 262 CID				
<b>SPARK EV</b>					V8 4.8L 294CID				
100 KW Electric Motor Electric		0	N/R	N/R	V8 5.3L 5328cc 325 CID Flex				
<b>SS</b>					V8 6.0L 5967cc 364 CID				
V8 6.2L 376 CID	LS3	W	N/S	N/S	V8 6.0L 5967cc 364 CID Flex				
<b>SUBURBAN (ALL)</b>					V8 6.6L 400 CID Turbo Diesel				
V8 5.3L 5328cc 325 CID		C	N/S	N/S	<b>IMPALA</b>				
<b>TAHOE</b>					L4 2.5L 2457cc 153 CID				
V8 5.3L 5328cc 325 CID		C	N/S	N/S	V6 3.6L 217 CID				
<b>TORNADO</b>					<b>IMPALA ECO</b>				
L4 1.8L (Mex.)			3199	N/A	L4 2.4L 2384cc 145 CID Electric/Gas				
<b>TRAVERSE</b>					<b>IMPALA LIMITED</b>				
V6 3.6L 217 CID		D	N/S	N/S	V6 3.6L 217 CID Flex				
<b>TRAX</b>					<b>MALIBU</b>				
L4 1.4L 1364cc 83 CID Turbo	LUV		N/S	N/S	L4 2.0L 1998cc 122 CID Turbo				
<b>VOLT</b>					L4 2.5L 2457cc 153 CID				
L4 1.4L 1398cc 85 CID Electric/Gas	LUU	4	N/S	N/S	<b>MALIBU HYBRID</b>				
<b>2014</b>					L4 2.4L 2384cc 145 CID Electric/Gas				
<b>AVEO</b>					<b>MATIZ</b>				
L4 1.6L 1598cc (Mex.)			3850	N/A	L4 1.0L (Mex.)				
<b>CAMARO</b>					<b>ORLANDO</b>				
V6 3.6L 217 CID	LFX	3	N/S	N/S	L4 2.4L 145 CID Flex				
<b>CAMARO SS</b>					L4 2.4L 145 CID Flex				
V8 6.2L 376 CID	L99	J	N/S	N/S	LEA				

See pages 13-16 for footnotes.

*Italicized Part Numbers May Not Be Available.*  
 Las piezas con números en *italicas* pueden no estar disponibles.  
 Les numéros de pièce en *italiques* peuvent ne pas être disponibles.

P  
a  
s  
s  
C  
a  
r  
L  
i  
g  
h  
t  
T  
r  
u  
c  
k  
F  
u  
e  
l  
F  
i  
l  
t  
e  
r  
s





Year/Año/Année Model/Modelo/Modèle Engine/Motor/Moteur	Eng. Code Código de motor Code moteur	VIN NIV NIV	GOLD Fuel Combustible Carburant	ProSelect Fuel Combustible Carburant	Year/Año/Année Model/Modelo/Modèle Engine/Motor/Moteur	Eng. Code Código de motor Code moteur	VIN NIV NIV	GOLD Fuel Combustible Carburant	ProSelect Fuel Combustible Carburant
<b>CHEVROLET (Cont'd/Suite)</b>					<b>CHEVROLET (Cont'd/Suite)</b>				
<b>2014 (Cont'd/Suite)</b>					<b>2013 (Cont'd/Suite)</b>				
<b>SILVERADO (UP TO 3500 SERIES)</b>					<b>CORVETTE ZR1</b>				
V6 4.3L 262 CID Flex	LV3		N/S	N/S	V8 6.2L 376 CID Super Charged	LS9	T	N/S	N/S
V8 5.3L 5328cc 325 CID			N/S	N/S	<b>CRUZE</b>				
V8 6.0L 5967cc 364 CID	LC8	B	N/S	N/S	L4 1.4L 1364cc 83 CID Turbo	LUV	B	N/S	N/S
V8 6.0L 5967cc 364 CID Flex	L96	G	N/S	N/S	L4 1.8L 1796cc 110 CID	LWE	G	N/S	N/S
V8 6.2L 6162cc 376 CID	L86		N/S	N/S	L4 1.8L 1796cc 110 CID Flex	LUW		N/S	N/S
V8 6.6L 400 CID Turbo Diesel	LML	8	3960XE <sup>53</sup>	23960	<b>EQUINOX</b>				
<b>SONIC</b>					L4 2.4L 145 CID	LEA	K	N/S	N/S
L4 1.4L 1364cc 83 CID Turbo	LUV	B	3850	N/A	L4 2.4L 145 CID Flex	LEA	K	N/S	N/S
L4 1.6L 1598cc (Mex.)			3425	N/A	V6 3.6L 217 CID	LFX	3	N/S	N/S
L4 1.8L 1796cc 110 CID	LWE	G	3850	N/A	V6 3.6L 217 CID Flex	LFX	3	N/S	N/S
L4 1.8L 1796cc 110 CID Flex	LUW	H	3850	N/A	<b>EXPRESS VAN (UP TO 4500 SERIES)</b>				
<b>SPARK</b>					V6 4.3L 4293cc 262 CID	LU3	X	N/S	N/S
L4 1.2L 1206cc (Mex.)			N/S	N/S	V8 4.8L 294CID	L20	A	N/S	N/S
L4 1.2L 1249cc 76 CID	LLO	9	N/S	N/S	V8 5.3L 5328cc 325 CID Flex	LMF	4	N/S	N/S
<b>SPARK EV</b>					V8 6.0L 5967cc 364 CID	LC8	B	N/S	N/S
100 KW Electric Motor Electric		0	N/R	N/R	V8 6.0L 5967cc 364 CID Flex	L96	G	N/S	N/S
<b>SS</b>					V8 6.6L 400 CID Turbo Diesel	LGH	L	600122 3960XE <sup>53</sup>	N/A 23960
V8 6.2L 376 CID	LS3	W	N/S	N/S	<b>IMPALA</b>				
<b>SUBURBAN (ALL)</b>					V6 3.6L 217 CID	LFX	3	N/S	N/S
V8 5.3L 5328cc 325 CID Flex	LC9	7	N/S	N/S	V6 3.6L 217 CID Flex	LFX		N/S	N/S
	LMG	0	N/S	N/S	<b>MALIBU</b>				
<b>TAHOE</b>					L4 2.0L 1998cc 122 CID Turbo	LTG	X	N/S	N/S
V8 5.3L 5328cc 325 CID Flex	LMG	0	N/S	N/S	L4 2.5L 153 CID	LCV	A	N/S	N/S
<b>TORNADO</b>					<b>MALIBU HYBRID</b>				
L4 1.8L (Mex.)			3199	N/A	L4 2.4L 2384cc 145 CID Electric/Gas	LUK	R	N/S	N/S
<b>TRAVERSE</b>					<b>MATIZ</b>				
V6 3.6L 217 CID		D	N/S	N/S	L4 1.0L (Mex.)			3850	N/A
<b>TRAX</b>					<b>ORLANDO</b>				
L4 1.4L 1364cc 83 CID Turbo	LUV		N/S	N/S	L4 2.4L 145 CID			N/S	N/S
<b>VOLT</b>					<b>SILVERADO (UP TO 3500 SERIES)</b>				
L4 1.4L 1398cc 85 CID Electric/Gas	LUU	4	N/S	N/S	V6 4.3L 262CID	LU3	Z	N/S	N/S
<b>2013</b>					V6 4.3L 4300cc (Mex.)	LV3		N/S	N/S
<b>AVALANCHE</b>					V8 4.8L 294 CID	L20	A	N/S	N/S
V8 5.3L 323 CID Flex		0,7	N/S	N/S	V8 5.3L 323 CID Flex	LC9,LMG	0,3	N/S	N/S
<b>AVEO</b>					V8 6.0L 364 CID	L96	B,G	N/S	N/S
L4 1.6L 1598cc (Mex.)			3850	N/A	V8 6.0L 364 CID Electric/Gas	LZ1		N/S	N/S
<b>CAMARO</b>					V8 6.2L 376 CID Flex	L9H	2	N/S	N/S
V6 3.6L 217 CID	LFX	3	N/S	N/S	V8 6.6L 400 CID Turbo Diesel	LGH,LML	L,8	3960XE <sup>173,53</sup>	23960 <sup>173</sup>
V8 6.2L 376 CID	L99	J	N/S	N/S	<b>SONIC</b>				
	LS3	W	N/S	N/S	L4 1.4L 1364cc 83 CID Turbo	LUV	B	N/S N/S	N/S N/S
<b>CAMARO ZL1</b>					L4 1.6L 1598cc (Mex.)			3425	N/A
V8 6.2L 376 CID Super Charged	LSA	P	N/S	N/S	L4 1.8L 1796cc 110 CID	LUW	H	N/S	N/S
<b>CAPRICE PPV</b>					L4 1.8L 1796cc 110 CID	LWE	G	N/S	N/S
V6 3.6L 217 CID	LFX	3	N/S	N/S	<b>SPARK</b>				
V8 6.0L 5967cc 364 CID Flex	L77	2	N/S	N/S	L4 1.2L 1206cc (Mex.)			N/S	N/S
<b>CAPTIVA</b>					L4 1.2L 1249cc 76 CID	LLO	9	N/S	N/S
V6 3.2L 3195cc (Mex.)			3425	N/A	<b>SUBURBAN (ALL)</b>				
<b>CAPTIVA SPORT</b>					V8 5.3L 5328cc 325 CID Flex	LC9	7	N/S	N/S
L4 2.4L 145 CID Flex	LEA	K	N/S	N/S		LMG	0	N/S	N/S
V6 3.0L 182 CID	LFW	5	N/S	N/S	V8 6.0L 5967cc 364 CID Flex	L96	G	N/S	N/S
V6 3.0L 182 CID (Mex.)			3425	N/A	<b>TAHOE</b>				
<b>CORVETTE</b>					V8 5.3L 5328cc 325 CID Flex	LMG	0	N/S	N/S
V8 6.2L 376 CID	LS3	W	N/S	N/S					
V8 7.0L 427 CID	LS7	E	N/S	N/S					

See pages 13-16 for footnotes.

*Italicized Part Numbers May Not Be Available.*  
Las piezas con números en *italicas* pueden no estar disponibles.  
Les numéros de pièce en *italiques* peuvent ne pas être disponibles.



Pass Car Light Truck Fuel Filter Section

CHEVROLET 2013-2011

Year/Año/Année Model/Modelo/Modèle Engine/Motor/Moteur	Eng. Code Código de motor Code moteur	VIN NIV NIV	GOLD Fuel Combustible Carburant	ProSelect Fuel Combustible Carburant	Year/Año/Année Model/Modelo/Modèle Engine/Motor/Moteur	Eng. Code Código de motor Code moteur	VIN NIV NIV	GOLD Fuel Combustible Carburant	ProSelect Fuel Combustible Carburant
<b>CHEVROLET (Cont'd/Suite)</b>					<b>CHEVROLET (Cont'd/Suite)</b>				
<b>2013 (Cont'd/Suite)</b>					<b>2012 (Cont'd/Suite)</b>				
<b>TAHOE HYBRID</b>					<b>MALIBU</b>				
V8 6.0L 364 CID Electric/Gas	LZ1	J	N/S	N/S	L4 2.4L 145 CID	LE5	0	N/S	N/S
<b>TORNADO</b>					L4 2.4L 145 CID Flex	LE9	U	N/S	N/S
L4 1.8L (Mex.)			3199	N/A	V6 3.6L 217 CID		7	N/S	N/S
<b>TRAVERSE</b>					<b>MATIZ</b>				
V6 3.6L 217 CID	LLT		N/S	N/S	L4 1.0L (Mex.)			3850	N/A
<b>TRAX</b>					<b>OPTRA</b>				
L4 1.4L 1364cc 83 CID Turbo	LUV	B	N/S	N/S	L4 1.8L 1799cc (Mex.)	L79		3850	N/A
<b>VOLT</b>						LDA		3850	N/A
L4 1.4L 1398cc 85 CID Electric/Gas	LUU	4	N/S	N/S	<b>ORLANDO</b>				
<b>2012</b>					L4 2.4L 145 CID	LE5	C	N/S	N/S
<b>AVALANCHE</b>						LE9	C	N/S	N/S
V8 5.3L 323 CID Flex		0,7	N/S	N/S	<b>SILVERADO (UP TO 3500 SERIES)</b>				
<b>AVEO</b>					V6 4.3L 262CID	LU3	Z	N/S	N/S
L4 1.6L 1598cc (Mex.)			3850	N/A	V8 4.8L 294 CID	L20	A	N/S	N/S
<b>CAMARO</b>					V8 5.3L 323 CID Flex	LC9,LMG	0,3	N/S	N/S
V6 3.6L 217 CID	LFX	3	N/S	N/S	V8 6.0L 364 CID	L96	G	N/S	N/S
V8 6.2L 376 CID	L99	J	N/S	N/S	V8 6.0L 364 CID Electric/Gas	LZ1		N/S	N/S
	LS3	W	N/S	N/S	V8 6.2L 376 CID Flex	L9H	2	N/S	N/S
<b>CAMARO ZL1</b>					V8 6.6L 400 CID Turbo Diesel	LGH,LML	L,8	3960XE <sup>173,53</sup>	23960 <sup>173</sup>
V8 6.2L 376 CID Super Charged	LSA	P	N/S	N/S	<b>SONIC</b>				
<b>CAPRICE PPV</b>					L4 1.4L 1364cc 83 CID Turbo	LUV	B	N/S	N/S
V6 3.6L 217 CID	LFX	3	N/S	N/S	L4 1.6L 1598cc (Mex.)			3425	N/A
V8 6.0L 5967cc 364 CID Flex	L77	2	N/S	N/S	L4 1.8L 1796cc 110 CID	LUW	H	N/S	N/S
<b>CAPTIVA SPORT</b>					<b>SPARK</b>				
L4 2.4L 145 CID Flex	LEA		N/S	N/S	L4 1.2L 1206cc (Mex.)			N/S	N/S
V6 3.0L 182 CID	LFW	5	N/S	N/S	<b>SUBURBAN (ALL)</b>				
<b>CHEVY</b>					V8 5.3L 323 CID Flex	LC9,LMG	0,3	N/S	N/S
L4 1.6L 1597cc (Mex.)			3199	N/A	V8 6.0L 364 CID	L96	G	N/S	N/S
<b>COLORADO</b>					<b>SUBURBAN 2500</b>				
L4 2.9L 2921cc 178 CID		9	N/S	N/S	V8 5.3L (Mex.)			N/S	N/S
L5 3.7L 3654cc 223 CID		E	N/S	N/S	<b>TAHOE</b>				
V8 5.3L 323CID	LH9	T	N/S	N/S	V8 5.3L 323 CID Flex	LC9,LMG	0,3	N/S	N/S
<b>CORVETTE</b>					<b>TAHOE HYBRID</b>				
V8 6.2L 376 CID	LS3	W	N/S	N/S	V8 6.0L 364 CID Electric/Gas	LZ1	J	N/S	N/S
V8 7.0L 427 CID		E	N/S	N/S	<b>TORNADO</b>				
<b>CORVETTE ZR1</b>					L4 1.8L (Mex.)			3199	N/A
V8 6.2L 376 CID Super Charged	LS9	T	N/S	N/S	<b>TRAVERSE</b>				
<b>CRUZE</b>					V6 3.6L 217 CID	LLT		N/S	N/S
L4 1.4L 1364cc 83 CID Turbo	LUJ	C	N/S	N/S	<b>VOLT</b>				
L4 1.8L 1796cc 110 CID Flex	LUW		N/S	N/S	L4 1.4L 85 CID Electric/Gas	LUU	4	N/S	N/S
<b>EQUINOX</b>					<b>2011</b>				
L4 2.4L 145 CID	LEA	K	N/S	N/S	<b>AVALANCHE</b>				
L4 2.4L 145 CID Flex	LEA	K	N/S	N/S	V8 5.3L 323 CID Flex		0,3	N/S	N/S
V6 3.0L 182 CID	LFW	5	N/S	N/S	<b>AVEO</b>				
V6 3.0L 182 CID Flex	LFW	5	N/S	N/S	L4 1.6L 1598cc (Mex.)			3850	N/A
<b>EXPRESS VAN (UP TO 4500 SERIES)</b>					L4 1.6L 98 CID	LXV	E	N/S	N/S
V6 4.3L 262CID		Z	N/S	N/S	<b>AVEO5</b>				
V8 4.8L 294 CID		A	N/S	N/S	L4 1.6L 98 CID	LXV	E	N/S	N/S
V8 5.3L 323 CID Flex		4	N/S	N/S	<b>CAMARO</b>				
V8 6.0L 364 CID		G	N/S	N/S	V6 3.6L 217 CID	LLT	D	N/S	N/S
V8 6.6L 400 CID Turbo Diesel		L	600122 3960XE <sup>53,70</sup>	N/A 23960 <sup>10</sup>	V8 6.2L 376 CID	L99	J	N/S	N/S
<b>IMPALA</b>						LS3	W	N/S	N/S
V6 3.6L 217 CID	LFX	3	N/S	N/S	<b>CAPRICE PPV</b>				
					V8 6.0L 5967cc 364 CID Flex	L77	2	N/S	N/S

See pages 13-16 for footnotes.

*Italicized Part Numbers May Not Be Available.*  
 Las piezas con números en *italicas* pueden no estar disponibles.  
 Les numéros de pièce en *italiques* peuvent ne pas être disponibles.

P  
a  
s  
s  
C  
a  
r  
L  
i  
g  
h  
t  
T  
r  
u  
c  
k  
F  
u  
e  
l  
F  
i  
l  
t  
e  
r  
s



CHEVROLET 2011-2010

Pass Car Light Truck Fuel Filter Section

Year/Año/Année Model/Modelo/Modèle Engine/Motor/Moteur	Eng. Code Código de motor Code moteur	VIN NIV NIV	GOLD Fuel Combustible Carburant	ProSelect Fuel Combustible Carburant	Year/Año/Année Model/Modelo/Modèle Engine/Motor/Moteur	Eng. Code Código de motor Code moteur	VIN NIV NIV	GOLD Fuel Combustible Carburant	ProSelect Fuel Combustible Carburant
<b>CHEVROLET (Cont'd/Suite)</b>					<b>CHEVROLET (Cont'd/Suite)</b>				
<b>2011 (Cont'd/Suite)</b>					<b>2011 (Cont'd/Suite)</b>				
<b>CAPTIVA</b>					<b>SPARK</b>				
V6 3.2L 3195cc (Mex.)			3425	N/A	L4 1.2L 1206cc (Mex.)			N/S	N/S
<b>CAPTIVA SPORT</b>					<b>SUBURBAN (ALL)</b>				
L4 2.4L 134 CID (Mex.)	L61		3425	N/A	V8 5.3L 323 CID Flex	LC9,LMG	0,3	N/S	N/S
V6 3.0L 182 CID (Mex.)			3425	N/A	V8 6.0L 364 CID	L96	G	N/S	N/S
<b>CHEVY</b>					<b>TAHOE</b>				
L4 1.6L 1597cc (Mex.)			3199	N/A	V8 5.3L 323 CID Flex	LC9,LMG	0,3	N/S	N/S
<b>COLORADO</b>					<b>TAHOE HYBRID</b>				
L4 2.9L 2921cc 178 CID		9	N/S	N/S	V8 6.0L 364 CID Electric/Gas	LZ1	J	N/S	N/S
L5 3.7L 3654cc 223 CID		E	N/S	N/S	<b>TORNADO</b>				
V8 5.3L 323CID	LH9	T	N/S	N/S	L4 1.8L 1796cc (Mex.)			3199	N/A
<b>CORVETTE</b>					<b>TRAVERSE</b>				
V8 6.2L 376 CID	LS3	W	N/S	N/S	V6 3.6L 217 CID	LLT		N/S	N/S
V8 7.0L 427 CID		E	N/S	N/S	<b>VOLT</b>				
<b>CORVETTE ZR1</b>					L4 1.4L 85 CID Electric/Gas				
V8 6.2L 376 CID Super Charged	LS9	T	N/S	N/S	LUU	4		N/S	N/S
<b>CRUZE</b>					<b>2010</b>				
L4 1.4L 1364cc 83 CID Turbo	LUJ	9	N/S	N/S	<b>AVALANCHE</b>				
L4 1.8L 1796cc 110 CID Flex	LUW		N/S	N/S	V8 5.3L 323 CID Flex		0	N/S	N/S
<b>EQUINOX</b>					<b>AVEO</b>				
L4 2.4L 2384cc 145 CID	LAF	C	N/S	N/S	L4 1.6L 1598cc (Mex.)			3850	N/A
V6 3.0L 182 CID Flex	LFW	5	N/S	N/S	L4 1.6L 98 CID	LXV	E	N/S	N/S
<b>EXPRESS VAN (UP TO 4500 SERIES)</b>					<b>AVEO5</b>				
V6 4.3L 262CID		Z	N/S	N/S	L4 1.6L 98 CID	LXV	E	N/S	N/S
V8 4.8L 294 CID		A	N/S	N/S	<b>CAMARO</b>				
V8 5.3L 323 CID Flex		4	N/S	N/S	V6 3.6L 217 CID	LLT	D	N/S	N/S
V8 6.0L 364 CID		G	N/S	N/S	V8 6.2L 376 CID	L99	J	N/S	N/S
V8 6.6L 400 CID Turbo Diesel		L	3837 <sup>504</sup>	23837 <sup>504</sup>		LS3	W	N/S	N/S
<b>HHR</b>					<b>CHEVY</b>				
L4 2.2L 134 CID Flex	LE8	W	N/S	N/S	L4 1.6L 1597cc (Mex.)			3199	N/A
L4 2.4L 146 CID	LE9	U	N/S	N/S	<b>CHEYENNE</b>				
<b>IMPALA</b>					V8 5.3L 5328cc 325 CID Flex (Mex.)				
V6 3.5L 213 CID		K	N/S	N/S	LC9		3481		23481
V6 3.9L 237 CID	LGD	M	N/S	N/S	<b>COBALT</b>				
<b>MALIBU</b>					L4 2.0L 122 CID Turbo				
L4 2.4L 145 CID	LE5	1	N/S	N/S	L4 2.2L 2198cc 134 CID	LAP	5	3980	23980
L4 2.4L 145 CID Flex	LE9	U	N/S	N/S	<b>COLORADO</b>				
V6 3.6L 217 CID		7	N/S	N/S	L4 2.9L 2921cc 178 CID		9	N/S	N/S
<b>MALIBU HYBRID</b>					L5 3.7L 3654cc 223 CID				
L4 2.4L 145 CID Electric/Gas	LAT	5	N/S	N/S	V8 5.3L 323CID	LH9	T	N/S	N/S
<b>MALTIZ</b>					<b>CORVETTE</b>				
L4 1.0L 1000cc (Mex.)			3850	N/A	V8 6.2L 376 CID	LS3	W	N/S	N/S
<b>MATIZ</b>					V8 7.0L 7011cc 427 CID				
L4 1.0L (Mex.)			3850	N/A	LS7	E		N/S	N/S
<b>OPTRA</b>					<b>CORVETTE ZR1</b>				
L4 1.8L 1799cc (Mex.)	L79		3850	N/A	V8 6.2L 376 CID Super Charged	LS9	T	N/S	N/S
	LDA		3850	N/A	<b>CRUZE</b>				
<b>SILVERADO (UP TO 3500 SERIES)</b>					L4 1.8L 1796cc (Mex.)				
V6 4.3L 262CID	LU3	Z	N/S	N/S	LUW			N/S	N/S
V8 4.8L 294 CID	L20	A	N/S	N/S	<b>EQUINOX</b>				
V8 5.3L 323 CID Flex	LC9,LMG	0,3	N/S	N/S	L4 2.4L 145 CID	LAF	W	N/S	N/S
V8 6.0L 364 CID	L96	G	N/S	N/S	V6 3.0L 182 CID	LF1	Y	N/S	N/S
V8 6.0L 364 CID Electric/Gas	LZ1		N/S	N/S	<b>EXPRESS VAN (UP TO 4500 SERIES)</b>				
V8 6.2L 376 CID Flex	L9H	2	N/S	N/S	V6 4.3L 262CID		Z	N/S	N/S
V8 6.6L 400 CID Turbo Diesel	LGH,LML	L,8	3960XE <sup>173,53</sup>	23960 <sup>173</sup>	V8 4.8L 294 CID		A	N/S	N/S
					V8 5.3L 323 CID Flex		4	N/S	N/S
					V8 6.0L 364 CID		G	N/S	N/S
					V8 6.6L 400 CID Turbo Diesel		6	3837 <sup>504</sup>	23837 <sup>504</sup>

See pages 13-16 for footnotes.

*Italicized Part Numbers May Not Be Available.*  
 Las piezas con números en *italicas* pueden no estar disponibles.  
 Les numéros de pièce en *italiques* peuvent ne pas être disponibles.



Pass Car Light Truck Fuel Filter Section

CHEVROLET 2010-2009

Year/Año/Année Model/Modelo/Modèle Engine/Motor/Moteur	Eng. Code Código de motor Code moteur	VIN NIV NIV	GOLD Fuel Combustible Carburant	ProSelect Fuel Combustible Carburant	Year/Año/Année Model/Modelo/Modèle Engine/Motor/Moteur	Eng. Code Código de motor Code moteur	VIN NIV NIV	GOLD Fuel Combustible Carburant	ProSelect Fuel Combustible Carburant
<b>CHEVROLET (Cont'd/Suite)</b>					<b>CHEVROLET (Cont'd/Suite)</b>				
<b>2010 (Cont'd/Suite)</b>					<b>2009 (Cont'd/Suite)</b>				
<b>HHR</b>					<b>AVEO5</b>				
L4 2.0L 122 CID Turbo	LNF	M	N/S	N/S	L4 1.6L 98 CID	LXV	E	N/S	N/S
L4 2.2L 134 CID Flex	LE8	B	N/S	N/S	<b>CAPTIVA SPORT</b>				
L4 2.4L 146 CID	LE9	V	N/S	N/S	L4 2.4L 134 CID (Mex.)	L61		3425	N/A
<b>IMPALA</b>					<b>CELTA</b>				
V6 3.5L 213 CID		K,N	N/S	N/S	L4 1.6L 1597cc (Mex.)			3199	N/A
V6 3.9L 237 CID	LGD	M	N/S	N/S	<b>CHEVY</b>				
<b>MALIBU</b>					L4 1.6L 1597cc (Mex.)				
L4 2.4L 145 CID		B	N/S	N/S	<b>CHEVY C2</b>				
V6 3.5L 213 CID		N	N/S	N/S	L4 1.6L 1597cc (Mex.)			3199	N/A
V6 3.5L 213 CID Flex		K	N/S	N/S	<b>COBALT</b>				
V6 3.6L 217 CID		7	N/S	N/S	L4 2.0L 122 CID Turbo		X	3980	23980
<b>MALIBU HYBRID</b>					L4 2.2L 2198cc 134 CID	LAP	H	3980	23980
L4 2.4L 145 CID Electric/Gas		Z	N/S	N/S	<b>COLORADO</b>				
L4 2.4L 145 CID Flex	LE9	0	N/S	N/S	L4 2.9L 2921cc 178 CID		9	N/S	N/S
<b>OPTRA</b>					L5 3.7L 3654cc 223 CID		E	N/S	N/S
L4 1.6L 16V (Mex.)			N/S	N/S	V8 5.3L 323CID	LH8	T	N/S	N/S
L4 1.8L 1799cc (Mex.)	L79		3850	N/A	<b>CORVETTE</b>				
	LDA		3850	N/A	V8 6.2L 376 CID	LS3	W	N/S	N/S
<b>SILVERADO (UP TO 3500 SERIES)</b>					V8 7.0L 427 CID		E	N/S	N/S
V6 4.3L 262CID	LU3	Z	N/S	N/S	<b>CORVETTE ZR1</b>				
V8 4.8L 294 CID	L20	A	N/S	N/S	V8 6.2L 376 CID Super Charged	LS9	R	N/S	N/S
V8 5.3L 323 CID Flex	LC9,LMG	0,3	N/S	N/S	<b>CRUZE</b>				
V8 6.0L 364 CID	L96	G,K	N/S	N/S	L4 1.8L 1796cc (Mex.)	LUW		N/S	N/S
V8 6.0L 364 CID Electric/Gas	LZ1		N/S	N/S	<b>EPICA</b>				
V8 6.2L 376 CID Flex	L9H	2	N/S	N/S	L6 2.5L 2492cc (Mex.)			3425	N/A
V8 6.6L 400 CID Turbo Diesel	LMM	6	3960XE <sup>173,53</sup>	23960 <sup>173</sup>	<b>EQUINOX</b>				
<b>SPARK</b>					V6 3.4L 207 CID		F	N/S	N/S
L3 0.8L 796cc (Mex.)			3425	N/A	V6 3.6L 217 CID		7	N/S	N/S
L4 1.0L (Mex.)			3425	N/A	<b>EXPRESS VAN (UP TO 4500 SERIES)</b>				
<b>SUBURBAN (ALL)</b>					V6 4.3L 262CID		Z	N/S	N/S
V8 5.3L 323 CID Flex	LC9,LMG	0,3	N/S	N/S	V8 4.8L 294 CID		C	N/S	N/S
V8 6.0L 364 CID	L96	G	N/S	N/S	V8 5.3L 323 CID Flex		4	N/S	N/S
<b>TAHOE</b>					V8 6.0L 364 CID		K	N/S	N/S
V8 5.3L 323 CID	LC9,LMG	0,3	N/S	N/S	V8 6.6L 400 CID Turbo Diesel		6	3837 <sup>504</sup>	23837 <sup>504</sup>
<b>TAHOE HYBRID</b>					<b>HHR</b>				
V8 6.0L 364 CID Electric/Gas	LZ1	J	N/S	N/S	L4 2.0L 122 CID Turbo		X	N/S	N/S
<b>TORNADO</b>					L4 2.2L 134 CID Flex	LE8	B	N/S	N/S
L4 1.8L (Mex.)			3199	N/A	L4 2.4L 146 CID	LE9	V	N/S	N/S
			3425	N/A	<b>IMPALA</b>				
L4 1.8L 1796cc (Mex.)			3078	N/A	V6 3.5L 213 CID		N	N/S	N/S
<b>TRAVERSE</b>					V6 3.5L 213 CID Flex		K	N/S	N/S
V6 3.6L 217 CID	LLT		N/S	N/S	V6 3.9L 237 CID	LGD	M	N/S	N/S
<b>W5500 Tilt Cab</b>					V8 5.3L 325 CID		C	N/S	N/S
4 cyl. 5.2L			3343	N/A	<b>JOY</b>				
			3937	N/A	L4 1.6L 1597cc (Mex.)			3199	N/A
			3128	N/A	<b>MALIBU</b>				
<b>2009</b>					L4 2.4L 145 CID		B	N/S	N/S
<b>AVALANCHE</b>					V6 3.5L 213 CID		N	N/S	N/S
V8 5.3L 323CID	LY5,LMG,LC9	T	N/S	N/S	V6 3.5L 213 CID Flex		K	N/S	N/S
V8 6.0L 364 CID	L76	Y	N/S	N/S	V6 3.6L 217 CID		7	N/S	N/S
<b>AVEO</b>					<b>MALIBU HYBRID</b>				
L4 1.6L 1598cc (Mex.)			3850	N/A	L4 2.4L 145 CID Electric/Gas		5	N/S	N/S
L4 1.6L 98 CID	LXV	E	N/S	N/S	<b>OPTRA</b>				
<b>OPTRA</b>					L4 1.8L 1799cc (Mex.)	L79		3850	N/A

See pages 13-16 for footnotes.

*Italicized Part Numbers May Not Be Available.*  
 Las piezas con números en *italicas* pueden no estar disponibles.  
 Les numéros de pièce en *italiques* peuvent ne pas être disponibles.

P  
a  
s  
s  
C  
a  
r  
L  
i  
g  
h  
t  
T  
r  
u  
c  
k  
F  
u  
e  
l  
F  
i  
l  
t  
e  
r  
s



CHEVROLET 2009-2008

Pass Car Light Truck Fuel Filter Section

Year/Año/Année Model/Modelo/Modèle Engine/Motor/Moteur	Eng. Code Código de motor Code moteur	VIN NIV NIV	GOLD Fuel Combustible Carburant	ProSelect Fuel Combustible Carburant	Year/Año/Année Model/Modelo/Modèle Engine/Motor/Moteur	Eng. Code Código de motor Code moteur	VIN NIV NIV	GOLD Fuel Combustible Carburant	ProSelect Fuel Combustible Carburant
<b>CHEVROLET (Cont'd/Suite)</b>					<b>CHEVROLET (Cont'd/Suite)</b>				
<b>2009 (Cont'd/Suite)</b>					<b>2008 (Cont'd/Suite)</b>				
<b>OPTRA (Cont'd/Suite)</b>					<b>CHEVY C2</b>				
L4 1.8L 1799cc (Mex.)	LDA		3850	N/A	L4 1.6L 1597cc (Mex.)			3199	N/A
L4 2.0L 1998cc (Mex.)			3850	N/A	<b>COBALT</b>				
<b>REZZO</b>					L4 2.0L 122 CID Turbo		X	3980	23980
L4 1.6L 1598cc (Mex.)			3850	N/A	L4 2.2L 2198cc 134 CID	L61	F	3980	23980
<b>SILVERADO (UP TO 3500 SERIES)</b>					L4 2.4L 145 CID		B	3980	23980
V6 4.3L 262CID	LU3	Z	N/S	N/S	<b>COLORADO</b>				
V8 4.8L 294 CID	LY2	C	N/S	N/S	L4 2.9L 2921cc 178 CID		9	N/S	N/S
V8 5.3L 323CID	LY5,LH6	T	N/S	N/S	L5 3.7L 3654cc 223 CID		E	N/S	N/S
V8 5.3L 323 CID Flex	LC9,LMG	0,3	N/S	N/S	<b>CORSA</b>				
V8 6.0L 364 CID	LY6,L76	K,Y	N/S	N/S	L4 1.8L 1796cc (Mex.)			3199	N/A
V8 6.0L 364 CID Electric/Gas	LZ1		N/S	N/S	<b>CORVETTE</b>				
V8 6.2L 376 CID Flex	L9H	2	N/S	N/S	V8 6.2L 376 CID	LS3	W	N/S	N/S
V8 6.6L 400 CID Turbo Diesel	LMM	6	3960 <sup>XE173,53</sup> 3960 <sup>155,53</sup>	23960 <sup>173</sup> N/A <sup>155</sup>	V8 7.0L 427 CID		E	N/S	N/S
<b>SPARK</b>					<b>EQUINOX</b>				
L3 0.8L 796cc (Mex.)			3425	N/A	V6 3.4L 207 CID		F	N/S	N/S
L4 1.0L (Mex.)			3425	N/A	V6 3.6L 217 CID		7	N/S	N/S
<b>SUBURBAN (ALL)</b>					<b>EXPRESS VAN (UP TO 4500 SERIES)</b>				
V8 5.3L 323 CID	LY5,LMG,LC9	J,0,3	N/S	N/S	V6 4.3L 262CID	LU3	Z	N/S	N/S
V8 6.0L 364 CID	LY6,L76	K,Y	N/S	N/S	V8 4.8L 294 CID	LY2	C	N/S	N/S
<b>TAHOE</b>					V8 5.3L 323CID	LMF	T	N/S	N/S
V8 4.8L 294 CID	LY2	C	N/S	N/S	V8 6.0L 364 CID	LY6	K	N/S	N/S
V8 5.3L 323CID	LMG,LY5	T	N/S	N/S	V8 6.6L 400 CID Turbo Diesel	LMM	6	3837 <sup>504</sup>	23837 <sup>504</sup>
V8 6.2L 376 CID Flex	L9H	2	N/S	N/S	<b>HHR</b>				
<b>TAHOE HYBRID</b>					L4 2.0L 122 CID Turbo		X	N/S	N/S
V8 6.0L 364 CID Electric/Gas	LZ1	5	N/S	N/S	L4 2.2L 2198cc 134 CID		D	N/S	N/S
<b>TORNADO</b>					L4 2.4L 145 CID		P	N/S	N/S
L4 1.8L (Mex.)			3199	N/A	<b>IMPALA</b>				
<b>TRAILBLAZER</b>					V6 3.5L 213 CID		N	N/S	N/S
L6 4.2L 256 CID		S	N/S	N/S	V6 3.5L 213 CID Flex		K	N/S	N/S
V8 5.3L 323CID	LH6	T	N/S	N/S	V6 3.9L 237 CID	LZG	3	N/S	N/S
V8 6.0L 364 CID	LS2	H	N/S	N/S	V8 5.3L 325 CID		C	N/S	N/S
<b>TRAVERSE</b>					<b>JOY</b>				
V6 3.6L 217 CID	LLT		N/S	N/S	L4 1.6L 1597cc (Mex.)			3199	N/A
<b>UPLANDER</b>					<b>MALIBU</b>				
V6 3.9L 3880cc 237 CID	LZ9	1	N/S	N/S	L4 2.2L 134 CID	L61	F	N/S	N/S
V6 3.9L 3880cc 237 CID Flex	LGD	W	N/S	N/S	L4 2.4L 145 CID		B	N/S	N/S
V6 3.9L 3880cc 237 CID Flex (Mex.)	LGD		N/S	N/S	V6 3.5L 213 CID		N	N/S	N/S
<b>2008</b>					V6 3.6L 217 CID		7	N/S	N/S
<b>ASTRA</b>					<b>MALIBU HYBRID</b>				
L4 2.0L (Mex.)	LOA	3	3199	N/A	L4 2.4L 145 CID Electric/Gas		5	N/S	N/S
L4 2.0L 122 CID Turbo (Mex.)			3199	N/A	<b>MERIVA</b>				
<b>AVALANCHE</b>					L4 1.8L 1796cc 110 CID (Mex.)			3199	N/A
V8 5.3L 323CID	LY5,LMG,LC9	T	N/S	N/S	<b>OPTRA</b>				
V8 6.0L 364 CID	L76	Y	N/S	N/S	L4 1.8L 1799cc (Mex.)	LDA		3850	N/A
<b>AVEO</b>					L4 2.0L 1998cc (Mex.)			3850	N/A
L4 1.4L 85CID (Mex.)	F14D3		3850	N/A	<b>REZZO</b>				
L4 1.6L 1598cc (Mex.)			3850	N/A	L4 1.6L 1598cc (Mex.)			3850	N/A
L4 1.6L 98 CID	LXV	6	N/S	N/S	<b>SILVERADO (UP TO 3500 SERIES)</b>				
<b>CELTA</b>					V6 4.3L 262CID	LU3	Z	N/S	N/S
L4 1.6L 1597cc (Mex.)			3199	N/A	V8 4.8L 294 CID	LY2	C	N/S	N/S
<b>CHEVY</b>					V8 5.3L 323CID	LY5,LH6	T	N/S	N/S
L4 1.6L 1597cc (Mex.)			3199	N/A	V8 5.3L 323 CID Flex	LC9,LMG	0,3	N/S	N/S
					V8 6.0L 364 CID	LY6,L76	K,Y	N/S	N/S
					V8 6.6L 400 CID Turbo Diesel	LMM	6	3960 <sup>XE173,53</sup> 3960 <sup>155,53</sup>	23960 <sup>173</sup> N/A <sup>155</sup>

See pages 13-16 for footnotes.

*Italicized Part Numbers May Not Be Available.*  
Las piezas con números en *italicas* pueden no estar disponibles.  
Les numéros de pièce en *italiques* peuvent ne pas être disponibles.



Pass Car Light Truck Fuel Filter Section

CHEVROLET 2008-2007

Year/Año/Année Model/Modelo/Modèle Engine/Motor/Moteur	Eng. Code Código de motor Code moteur	VIN NIV NIV	GOLD Fuel Combustible Carburant	ProSelect Fuel Combustible Carburant	Year/Año/Année Model/Modelo/Modèle Engine/Motor/Moteur	Eng. Code Código de motor Code moteur	VIN NIV NIV	GOLD Fuel Combustible Carburant	ProSelect Fuel Combustible Carburant	
<b>CHEVROLET (Cont'd/Suite)</b>					<b>CHEVROLET (Cont'd/Suite)</b>					
<b>2008 (Cont'd/Suite)</b>					<b>2007 (Cont'd/Suite)</b>					
<b>SPARK</b>					<b>CORVETTE (Cont'd/Suite)</b>					
L4 1.0L (Mex.)			3425	N/A	V8 7.0L 427 CID	LS7	E	N/S	N/S	
<b>SUBURBAN (ALL)</b>					<b>EPICA</b>					
V8 5.3L 323 CID	LY5,LMG,LC9	J,0,3	N/S	N/S	V6 2.5L 152 CID		5	3850	N/A	
V8 6.0L 364 CID	LY6,L76	K,Y	N/S	N/S	<b>EQUINOX</b>					
<b>TAHOE</b>					V6 3.4L 207 CID		F	N/S	N/S	
V8 4.8L 294 CID	LY2	C	N/S	N/S	<b>EXPRESS VAN (UP TO 4500 SERIES)</b>					
V8 5.3L 323CID	LMG,LY5	T	N/S	N/S	V6 4.3L 262CID	LU3	Z	N/S	N/S	
V8 6.2L 376 CID Flex	L9H	2	N/S	N/S	V8 4.8L 294 CID	LR4	V	N/S	N/S	
<b>TAHOE HYBRID</b>					V8 5.3L 323CID	LM7	T	N/S	N/S	
V8 6.0L 364 CID Electric/Gas	LZ1	5	N/S	N/S	V8 5.3L 323 CID Flex	L59	Z	N/S	N/S	
<b>TORNADO</b>					V8 6.0L 364 CID	LQ4	U	N/S	N/S	
L4 1.8L (Mex.)			3199	N/A	V8 6.6L 400 CID Turbo Diesel		2	3837 <sup>504</sup>	23837 <sup>504</sup>	
<b>TRACKER</b>					<b>HHR</b>					
L4 2.0L (Mex.)			3150	23150	L4 2.2L 2198cc 134 CID	L61	D	N/S	N/S	
<b>TRAILBLAZER</b>					L4 2.4L 145 CID		P	N/S	N/S	
L6 4.2L 256 CID		S	N/S	N/S	<b>IMPALA</b>					
V8 5.3L 323CID	LH6	T	N/S	N/S	V6 3.5L 213 CID		N	N/S	N/S	
V8 6.0L 364 CID	LS2	H	N/S	N/S	V6 3.5L 213 CID Flex		K	N/S	N/S	
<b>UPLANDER</b>					V6 3.9L 237 CID		R	N/S	N/S	
V6 3.9L 3880cc 237 CID		1	N/S	N/S	V8 5.3L 325 CID		C	N/S	N/S	
V6 3.9L 3880cc 237 CID Flex	LGD		N/S	N/S	<b>JOY</b>					
<b>VECTRA</b>					L4 1.6L 1597cc (Mex.)			3199	N/A	
V6 2.8L 2792cc Turbo (Mex.)			3078	N/A	<b>LLV (U.S.P.S.)</b>					
<b>2007</b>					L4 2.2L (Mex.)			3199	N/A	
<b>ASTRA</b>					<b>MALIBU</b>					
L4 2.0L (Mex.)	LOA	3	3199	N/A	L4 2.2L 134 CID	L61	F	N/S	N/S	
L4 2.0L 122 CID Turbo (Mex.)			3199	N/A	V6 3.5L 213 CID		N	N/S	N/S	
<b>AVALANCHE</b>					V6 3.9L 237 CID		1	N/S	N/S	
V8 5.3L 323CID	LY5,LMG,LC9	T	N/S	N/S	<b>MERIVA</b>					
V8 6.0L 364 CID	L76	Y	N/S	N/S	L4 1.8L 1796cc 110 CID (Mex.)			3199	N/A	
<b>AVEO</b>					<b>MONTE CARLO</b>					
L4 1.4L 85CID (Mex.)	F14D3		3850	N/A	V6 3.5L 213 CID		N	N/S	N/S	
L4 1.6L 1598cc (Mex.)			3850	N/A	V6 3.5L 213 CID Flex		K	N/S	N/S	
L4 1.6L 98 CID		6	N/S	N/S	V8 5.3L 325 CID		C	N/S	N/S	
<b>CAPTIVA</b>					<b>OPTRA</b>					
V6 3.2L 3195cc (Mex.)			3425	N/A	L4 1.8L 1799cc (Mex.)	L79		3850	N/A	
<b>CELTA</b>					L4 2.0L 122 CID		LDA		3850	N/A
L4 1.6L 1597cc (Mex.)			3199	N/A	L4 2.0L 1998cc (Mex.)		Z	3850	N/A	
<b>CHEVY</b>					L4 2.0L 1998cc (Mex.)			3850	N/A	
L4 1.6L 1597cc (Mex.)			3199	N/A	<b>REZZO</b>					
<b>CHEVY C2</b>					L4 1.6L 1598cc (Mex.)			3850	N/A	
L4 1.6L 1597cc (Mex.)			3199	N/A	<b>SILVERADO (UP TO 3500 SERIES)</b>					
<b>COBALT</b>					V8 5.3L 325 CID Electric/Gas	LM7		N/S	N/S	
L4 2.0L 122 CID Super Charged		P	3980	23980	<b>SILVERADO 3500</b>					
L4 2.2L 2198cc 134 CID	L61	F	3980	23980	V8 5.7L 5733cc 350 CID (Mex.)	L31		N/S	N/S	
L4 2.4L 145 CID		B	3980	23980	<b>SILVERADO CLASSIC SERIES (UP TO 3500 SERIES) CLASSIC</b>					
<b>COLORADO</b>					V6 4.3L 262CID	LU3	Z	3481	23481	
L4 2.9L 2921cc 178 CID		9	N/S	N/S	V8 4.8L 294 CID	LR4	V	N/S	N/S	
L5 3.7L 3654cc 223 CID		E	N/S	N/S	V8 5.3L 323CID	LM7	T	N/S	N/S	
<b>CORSA</b>					V8 5.3L 323 CID Flex	L59	Z	N/S	N/S	
L4 1.8L 1796cc (Mex.)			3199	N/A	V8 6.0L 364 CID	LQ4	U,N	N/S	N/S	
<b>CORVETTE</b>					V8 6.6L 400 CID Turbo Diesel	LBZ	D	3960XE <sup>173,53</sup> 3960 <sup>155,53</sup>	23960 <sup>173</sup> N/A <sup>155</sup>	
V8 6.0L 5967cc 364 CID Flex	L77	U	N/S	N/S	V8 8.1L 496 CID		G	N/S	N/S	

See pages 13-16 for footnotes.

*Italicized Part Numbers May Not Be Available.*  
Las piezas con números en *italicas* pueden no estar disponibles.  
Les numéros de pièce en *italiques* peuvent ne pas être disponibles.

P  
a  
s  
s  
C  
a  
r  
L  
i  
g  
h  
t  
T  
r  
u  
c  
k  
F  
u  
e  
l  
F  
i  
l  
t  
e  
r  
s



CHEVROLET 2007-2006

Pass Car Light Truck Fuel Filter Section

Year/Año/Année Model/Modelo/Modèle Engine/Motor/Moteur	Eng. Code Código de motor Code moteur	VIN NIV NIV	GOLD Fuel Combustible Carburant	ProSelect Fuel Combustible Carburant	Year/Año/Année Model/Modelo/Modèle Engine/Motor/Moteur	Eng. Code Código de motor Code moteur	VIN NIV NIV	GOLD Fuel Combustible Carburant	ProSelect Fuel Combustible Carburant
<b>CHEVROLET (Cont'd/Suite)</b>					<b>CHEVROLET (Cont'd/Suite)</b>				
<b>2007 (Cont'd/Suite)</b>					<b>2006 (Cont'd/Suite)</b>				
<b>SILVERADO NEW SERIES (UP TO 3500 SERIES)</b>					<b>COLORADO</b>				
V6 4.3L 262CID	LU3	Z	N/S	N/S	L4 2.8L 2770cc 169 CID		8	N/S	N/S
V8 4.8L 294 CID	LY2	C	N/S	N/S	L5 3.5L 3460cc 211 CID		6	N/S	N/S
V8 5.3L 323CID	LY5,LH6	T	N/S	N/S	<b>CORSA</b>				
V8 5.3L 323 CID Flex	LC9,LMG	0,3	N/S	N/S	L4 1.8L 1796cc (Mex.)			3199	N/A
V8 6.0L 364 CID	LY6,L76	K,Y	N/S	N/S	<b>CORVETTE</b>				
V8 6.6L 400 CID Turbo Diesel	LMM	6	3960XE <sup>173,53</sup> 3960 <sup>155,53</sup>	23960 <sup>173</sup> N/A <sup>155</sup>	V8 6.0L 5967cc 364 CID		U	N/S	N/S
<b>SUBURBAN (ALL)</b>					V8 7.0L 427 CID		E	N/S	N/S
V8 5.3L 323CID	LY5,LMG,LC9	T	N/S	N/S	<b>EPICA</b>				
V8 6.0L 364 CID	L76	K	N/S	N/S	V6 2.5L 152 CID		5	3850	N/A
<b>TAHOE</b>					<b>EQUINOX</b>				
V8 4.8L 294 CID	LY2	C	N/S	N/S	V6 3.4L 207 CID		F	N/S	N/S
V8 5.3L 323CID	LMG,LY5	T	N/S	N/S	<b>EXPRESS VAN (UP TO 4500 SERIES)</b>				
<b>TORNADO</b>					V6 4.3L 262CID	LU3	Z	N/S	N/S
L4 1.8L (Mex.)			3199	N/A	V8 4.8L 294 CID	LR4	V	N/S	N/S
<b>TRACKER</b>					V8 5.3L 323CID	LM7	T	N/S	N/S
L4 2.0L (Mex.)			3150	23150	V8 6.0L 364 CID	LQ4	U	N/S	N/S
<b>TRAILBLAZER</b>					V8 6.6L 400 CID Turbo Diesel		2	3837 <sup>504</sup>	23837 <sup>504</sup>
L6 4.2L 256 CID		S	N/S	N/S	<b>HHR</b>				
V8 5.3L 323CID	LH6	T	N/S	N/S	L4 2.2L 2189cc 134 CID		D	N/S	N/S
V8 6.0L 364 CID	LS2	H	N/S	N/S	L4 2.4L 145 CID		P	N/S	N/S
<b>UPLANDER</b>					<b>IMPALA</b>				
V6 3.9L 3880cc 237 CID		1	N/S	N/S	V6 3.5L 213 CID		K	N/S	N/S
V6 3.9L 3880cc 237 CID Flex	LGD		N/S	N/S	V6 3.9L 237 CID		1	N/S	N/S
<b>VECTRA</b>					V8 5.3L 325 CID		C	N/S	N/S
V6 2.8L 2792cc Turbo (Mex.)			3078	N/A	<b>JOY</b>				
<b>2006</b>					L4 1.6L 1597cc (Mex.)			3199	N/A
<b>400SS</b>					<b>LUV</b>				
V8 5.7L 5700cc (Mex.)			3031	N/A	L4 2.2L 2200cc (Mex.)			3199	N/A
<b>ASTRA</b>					<b>MALIBU</b>				
L4 2.0L 122 CID (Mex.)			3199	N/A	L4 2.2L 134 CID	L61	F	N/S	N/S
L4 2.0L 122 CID Turbo (Mex.)			3199	N/A	V6 3.5L 213 CID		8	N/S	N/S
L4 2.4L 146 CID (Mex.)			3199	N/A	V6 3.9L 237 CID		1	N/S	N/S
L4 2.4L 2405cc BI-Fuel (Mex.)			3199	N/A	<b>MALIBU MAXX</b>				
<b>AVALANCHE</b>					V6 3.5L 213 CID		8	N/S	N/S
V8 5.3L 323 CID Flex		Z	N/S	N/S	V8 3.9L 238 CID		1	N/S	N/S
V8 8.1L 496 CID		G	N/S	N/S	<b>MATIZ</b>				
<b>AVEO</b>					L4 1.0L (Mex.)			3425	N/A
L4 1.4L 85CID (Mex.)	F14D3		3850	N/A	<b>MERIVA</b>				
L4 1.6L 1598cc (Mex.)			3850	N/A	L4 1.8L 1796cc 110 CID (Mex.)			3199	N/A
L4 1.6L 98 CID		6	N/S	N/S	<b>MONTE CARLO</b>				
<b>CAPTIVA</b>					V6 3.5L 213 CID		N	N/S	N/S
V6 3.2L 3195cc (Mex.)			3425	N/A	V6 3.5L 213 CID Flex		K	N/S	N/S
<b>CELTA</b>					V6 3.9L 237 CID		1	N/S	N/S
L4 1.6L 1597cc (Mex.)			3199	N/A	V8 5.3L 325 CID		C	N/S	N/S
<b>CHEVY</b>					<b>OPTRA</b>				
L4 1.6L 1597cc (Mex.)			3199	N/A	L4 1.8L 1799cc (Mex.)	L79 LDA		3850 3850	N/A N/A
<b>CHEVY C2</b>					L4 2.0L 122 CID		Z	3850	N/A
L4 1.6L 1597cc (Mex.)			3199	N/A	L4 2.0L 1998cc (Mex.)			3850	N/A
<b>COBALT</b>					<b>REZZO</b>				
L4 2.0L 122 CID Super Charged		P	3980	23980	L4 1.6L 1598cc (Mex.)			3850	N/A
L4 2.2L 2198cc 134 CID	L61	F	3980	23980	<b>SILVERADO (UP TO 3500 SERIES)</b>				
L4 2.4L 145 CID		B	3980	23980	V6 4.3L 262CID	LU3	Z	N/S	N/S
					V8 4.8L 294 CID	LR4	V	N/S	N/S

See pages 13-16 for footnotes.





Pass Car Light Truck Fuel Filter Section

CHEVROLET 2006-2005

Year/Año/Année Model/Modelo/Modèle Engine/Motor/Moteur	Eng. Code Código de motor Code moteur	VIN NIV NIV	GOLD Fuel Combustible Carburant	ProSelect Fuel Combustible Carburant	Year/Año/Année Model/Modelo/Modèle Engine/Motor/Moteur	Eng. Code Código de motor Code moteur	VIN NIV NIV	GOLD Fuel Combustible Carburant	ProSelect Fuel Combustible Carburant
<b>CHEVROLET (Cont'd/Suite)</b>					<b>CHEVROLET (Cont'd/Suite)</b>				
<b>2006 (Cont'd/Suite)</b>					<b>2005 (Cont'd/Suite)</b>				
<b>SILVERADO (UP TO 3500 SERIES) (Cont'd/Suite)</b>					<b>AVALANCHE</b>				
V8 5.3L 323CID	L59	T	N/S Flex-Fuel	N/S Flex-Fuel	V8 5.3L 323CID		T	N/S	N/S
	LM7	T	N/S Std.	N/S Std.	V8 5.3L 323 CID Flex		Z	N/S	N/S
V8 5.3L 325 CID Electric/Gas	LM7		N/S	N/S	V8 8.1L 496 CID		G	3481	23481
V8 5.7L 5733cc 350 CID (Mex.)	L31		3481	23481	<b>AVEO</b>				
V8 6.0L 364 CID	LQ4	U,N	N/S	N/S	L4 1.4L 85CID (Mex.)	F14D3		3850	N/A
V8 6.6L 400 CID Turbo Diesel		2,D	3960XE <sup>173,53</sup> 3960 <sup>155,53</sup>	23960 <sup>173</sup> N/A <sup>155</sup>	L4 1.6L 1598cc (Mex.)		6	3850	N/A
V8 8.1L 496 CID		G	N/S	N/S	L4 1.6L 98 CID			N/S	N/S
<b>SILVERADO 3500</b>					<b>BLAZER</b>				
V8 5.7L 5733cc 350 CID (Mex.)	L31		N/S	N/S	V6 4.3L 262CID	LU3	Z	3579	23579
<b>SONORA</b>					<b>CAVALIER</b>				
V8 5.3L 5300cc (Mex.)			3481	23481	L4 2.2L 2190cc (Mex.)	LN2		3311	23311
V8 5.7L 5700cc (Mex.)			3481	23481	L4 2.2L 2198cc BioFuel (Mex.)	L61		3311	23311
<b>SPARK</b>					<b>CHEVY</b>				
L4 1.0L (Mex.)			3425	N/A	L4 1.6L 1597cc (Mex.)			3199	N/A
<b>SSR</b>					<b>CHEVY C2</b>				
V8 6.0L 364 CID	LS2	H	N/S	N/S	L4 1.6L 1597cc (Mex.)			3199	N/A
<b>SUBURBAN (ALL)</b>					<b>CHEVY C2</b>				
V8 5.3L 323 CID Flex	L59	Z	N/S Flex-Fuel	N/S Flex-Fuel	L4 1.6L 1597cc (Mex.)			3199	N/A
V8 6.0L 364 CID	LQ4	U	N/S	N/S	<b>CHEYENNE</b>				
V8 8.1L 496 CID		G	N/S	N/S	V8 5.3L 5328cc 325 CID Flex (Mex.)	LMG		3481	23481
<b>TAHOE</b>					<b>CLASSIC</b>				
V8 4.8L 294 CID	LR4	V	N/S	N/S	L4 2.2L 2198cc 134 CID	L61	F	3311	23311
V8 5.3L 323CID	LM7	T	N/S	N/S	<b>COBALT</b>				
V8 5.3L 323 CID Flex	L59	Z	N/S	N/S	L4 2.2L 2198cc 134 CID	L61	F	3980	23980
<b>TORNADO</b>					<b>COBALT SS</b>				
L4 1.8L (Mex.)			3199	N/A	L4 2.0L 134 CID Super Charged		P	3980	23980
<b>TRACKER</b>					<b>COLORADO</b>				
L4 2.0L (Mex.)			3150	23150	L4 2.8L 2770cc 169 CID		8	3484	23484
<b>TRAILBLAZER</b>					<b>COLORADO</b>				
L6 4.2L 256 CID		S	N/S	N/S	L5 3.5L 3460cc 211 CID		6	3484	23484
V8 5.3L 323CID	LH6	T	N/S	N/S	<b>CORSA</b>				
V8 6.0L 364 CID	LS2	H	N/S	N/S	L4 1.8L 1796cc (Mex.)			3199	N/A
<b>UPLANDER</b>					<b>CORVETTE</b>				
V6 3.5L 213 CID		L	N/S	N/S	V8 6.0L 5967cc 364 CID		U	N/S	N/S
V6 3.9L 3880cc 237 CID		1	N/S	N/S	<b>EPICA</b>				
<b>VECTRA</b>					<b>EPICA</b>				
L4 2.2L 2171cc (Mex.)			3199	N/A	V6 2.5L 152 CID		5	3850	N/A
V6 2.8L 2792cc Turbo (Mex.)			3078	N/A	<b>EQUINOX</b>				
V6 3.2L 3175CC (Mex.)			3199	N/A	V6 3.4L 207 CID		E	N/S	N/S
<b>ZAFIRA</b>					<b>EXPRESS VAN (UP TO 4500 SERIES)</b>				
L4 1.8 L 1796cc (Mex.)			3199	N/A	V6 4.3L 262CID	LU3	Z	3481	23481
L4 2.2L 2198cc 134CID "ECOTEC" (Mex.)			3199	N/A	V8 4.8L 294 CID	LR4	V	N/S	N/S
<b>2005</b>					<b>EXPRESS VAN (UP TO 4500 SERIES)</b>				
<b>ASTRA</b>					<b>EXPRESS VAN (UP TO 4500 SERIES)</b>				
L4 1.8 L 1796cc (Mex.)			3199	N/A	V8 5.3L 323CID	LM7	T	N/S	N/S
L4 2.0L 122 CID (Mex.)			3199	N/A	V8 6.0L 364 CID		U	3311	23311
L4 2.4L 146 CID (Mex.)			3199	N/A	V8 6.0L 364 CID CNG		U	N/S	N/S
L4 2.4L 2405cc BI-Fuel (Mex.)			3199	N/A	<b>IMPALA</b>				
<b>ASTRO</b>					<b>IMPALA</b>				
V6 4.3L 262CID		Z	3481	23481	V6 3.4L 207 CID		E	3311	23311
<b>2005</b>					<b>IMPALA</b>				
<b>ASTRA</b>					<b>IMPALA</b>				
L4 1.8 L 1796cc (Mex.)			3199	N/A	V6 3.8L 231 CID		K	3311	23311
L4 2.0L 122 CID (Mex.)			3199	N/A	V6 3.8L 231 CID Super Charged		1	3311	23311
L4 2.4L 146 CID (Mex.)			3199	N/A	<b>JOY</b>				
L4 2.4L 2405cc BI-Fuel (Mex.)			3199	N/A	L4 1.6L 1597cc (Mex.)			3199	N/A
<b>ASTRO</b>					<b>LUV</b>				
V6 4.3L 262CID		Z	3481	23481	L4 2.2L 2200cc (Mex.)			3199	N/A

See pages 13-16 for footnotes.

*Italicized Part Numbers May Not Be Available.*  
 Las piezas con números en *italicas* pueden no estar disponibles.  
 Les numéros de pièce en *italiques* peuvent ne pas être disponibles.

P  
a  
s  
s  
C  
a  
r  
L  
i  
g  
h  
t  
T  
r  
u  
c  
k  
F  
u  
e  
l  
F  
i  
l  
t  
e  
r  
s



CHEVROLET 2005-2004

Pass Car Light Truck Fuel Filter Section

Year/Año/Année Model/Modelo/Modèle Engine/Motor/Moteur	Eng. Code Código de motor Code moteur	VIN NIV NIV	GOLD Fuel Combustible Carburant	ProSelect Fuel Combustible Carburant	Year/Año/Année Model/Modelo/Modèle Engine/Motor/Moteur	Eng. Code Código de motor Code moteur	VIN NIV NIV	GOLD Fuel Combustible Carburant	ProSelect Fuel Combustible Carburant
<b>CHEVROLET (Cont'd/Suite)</b>					<b>CHEVROLET (Cont'd/Suite)</b>				
<b>2005 (Cont'd/Suite)</b>					<b>2005 (Cont'd/Suite)</b>				
<b>MALIBU</b>					<b>TRACKER</b>				
L4 2.2L 134 CID	L61	F	N/S	N/S	L4 2.0L (Mex.)			3150	23150
V6 3.5L 213 CID		8	N/S	N/S	<b>TRAILBLAZER</b>				
<b>MALIBU MAXX</b>					L6 4.2L 256 CID				
V6 3.5L 213 CID		8	N/S	N/S	V8 5.3L 323CID	LH6	S T	N/S 3129	N/S 23129
<b>MATIZ</b>					<b>UPLANDER</b>				
L4 1.0L (Mex.)			3425	N/A	V6 3.5L 213 CID				
<b>MERIVA</b>					L 3129				
L4 1.8L 1796cc 110 CID (Mex.)			3199	N/A	<b>VECTRA</b>				
<b>MONTE CARLO</b>					L4 2.0L 1998cc (Mex.)				
V6 3.4L 207 CID		E	3311	23311	L4 2.2L 2171cc (Mex.)			3199	N/A
V6 3.8L 231 CID		K	3311	23311	V6 3.2L 3175CC (Mex.)			3199	N/A
V6 3.8L 231 CID Super Charged		1	3311	23311	<b>VENTURE VAN</b>				
<b>OPTRA</b>					V6 3.4L 207 CID				
L4 1.8L 1799cc (Mex.)	L79		3850	N/A	<b>ZAFIRA</b>				
	LDA		3850	N/A	L4 1.8 L 1796cc (Mex.)			3199	N/A
L4 2.0L 1998cc (Mex.)			3850	N/A	L4 2.2L 2198cc 134CID "ECOTEC" (Mex.)			3199	N/A
<b>REZZO</b>					<b>2004</b>				
L4 1.6L 1598cc (Mex.)			3850	N/A	<b>ASTRA</b>				
<b>S10 PICKUP</b>					L4 1.8 L 1796cc (Mex.)				
L4 2.2L 2200cc (Mex.)			3311	23311	L4 2.0L 122 CID (Mex.)			3199	N/A
<b>SILVERADO (UP TO 3500 SERIES)</b>					L4 2.2L 2198cc 134CID "ECOTEC" (Mex.)				
V6 4.3L 262CID	LU3	Z	3481	23481	L4 2.4L 146 CID (Mex.)			3199	N/A
V8 4.8L 294 CID	LR4	V	N/S	N/S	L4 2.4L 2405cc BI-Fuel (Mex.)			3199	N/A
V8 5.3L 323CID	LM7	T	N/S	N/S	<b>ASTRO</b>				
V8 5.3L 323 CID Flex	L59	Z	N/S	N/S	V6 4.3L 262CID				
V8 5.3L 325 CID Electric/Gas	LM7		N/S	N/S	<b>AVALANCHE</b>				
V8 5.7L 5733cc 350 CID (Mex.)	L31		3481	23481	V8 5.3L 323CID				
V8 6.0L 364 CID	LQ4	U,N	N/S	N/S	V8 5.3L 323 CID Flex		T Z	N/S N/S	N/S N/S
V8 6.6L 400 CID Turbo Diesel		1,2	3960XE <sup>173,53</sup> 3960 <sup>155,53</sup>	23960 <sup>173</sup> N/A <sup>155</sup>	V8 8.1L 496 CID		G	3481	23481
V8 8.1L 496 CID		G	N/S	N/S	<b>AVEO</b>				
<b>SILVERADO 3500</b>					L4 1.6L 1598cc (Mex.)				
V8 5.7L 5733cc 350 CID (Mex.)	L31		N/S	N/S	L4 1.6L 98 CID		6	3850 N/S	N/A N/S
<b>SONORA</b>					<b>BLAZER</b>				
V8 5.3L 5300cc (Mex.)			3481	23481	V6 4.3L 262CID				
V8 5.7L 5700cc (Mex.)			3481	23481	LU3 Z 3579 23579				
<b>SPARK</b>					<b>CAVALIER</b>				
L4 1.0L (Mex.)			3425	N/A	L4 2.2L 134 CID BioFuel				
<b>SSR</b>					L4 2.2L 2198cc 134 CID				
V8 6.0L 364 CID	LS2	H	3129	23129	L4 1.6L 1597cc (Mex.)			3199	N/A
<b>SUBURBAN (ALL)</b>					<b>CHEVY</b>				
V8 5.3L 323CID	LM7	T	N/S Std.	N/S Std.	L4 1.6L 1597cc (Mex.)				
V8 5.3L 323 CID Flex	L59	Z	N/S	N/S	L4 1.6L 1597cc (Mex.)				
V8 6.0L 364 CID	LQ4	U	3481	23481	<b>CHEVY C2</b>				
V8 8.1L 496 CID		G	3481	23481	L4 1.6L 1597cc (Mex.)				
<b>TAHOE</b>					<b>CHEVY SEDAN</b>				
V8 4.8L 294 CID	LR4	V	N/S	N/S	L4 1.6L 1597cc (Mex.)				
V8 5.3L 323CID	L59	T	N/S Flex-Fuel	N/S Flex-Fuel	V8 5.3L 5328cc 325 CID Flex (Mex.)				
	LM7	T	N/S Std.	N/S Std.	LMG 3481 23481				
<b>TORNADO</b>					<b>CLASSIC</b>				
L4 1.8L (Mex.)			3199	N/A	L4 2.2L 2198cc 134 CID				
<b>2004</b>					L61 F 3311 23311				
<b>2004</b>					<b>COLORADO</b>				
<b>2004</b>					L4 2.8L 2770cc 169 CID				
<b>2004</b>					L5 3.5L 3460cc 211 CID				
<b>2004</b>					8 3484 23484				
<b>2004</b>					6 3484 23484				
<b>2004</b>					<b>CORSA</b>				
<b>2004</b>					L4 1.8L 1796cc (Mex.)				
<b>2004</b>					3199 N/A				

See pages 13-16 for footnotes.



Pass Car Light Truck Fuel Filter Section

CHEVROLET 2004-2003

Year/Año/Année Model/Modelo/Modèle Engine/Motor/Moteur	Eng. Code Código de motor Code moteur	VIN NIV NIV	GOLD Fuel Combustible Carburant	ProSelect Fuel Combustible Carburant	Year/Año/Année Model/Modelo/Modèle Engine/Motor/Moteur	Eng. Code Código de motor Code moteur	VIN NIV NIV	GOLD Fuel Combustible Carburant	ProSelect Fuel Combustible Carburant
<b>CHEVROLET (Cont'd/Suite)</b>					<b>CHEVROLET (Cont'd/Suite)</b>				
<b>2004 (Cont'd/Suite)</b>					<b>2004 (Cont'd/Suite)</b>				
<b>CORVETTE</b>					<b>SONORA</b>				
V8 5.7L 346 CID		G,S	3737	N/A	V8 5.3L 5300cc (Mex.)			3481	23481
<b>EPICA</b>					V8 5.7L 5700cc (Mex.)			3481	23481
V6 2.5L 152 CID		5	3850	N/A	<b>SPARK</b>				
<b>EQUINOX</b>					L4 1.0L (Mex.)			3425	N/A
V6 3.4L 207 CID (Mex.)		F	N/S	N/S	<b>SSR</b>				
<b>EXPRESS VAN (UP TO 4500 SERIES)</b>					V8 5.3L 323CID	LM4	T	3129	23129
V6 4.3L 262CID	LU3	Z	3481	23481	<b>SUBURBAN (ALL)</b>				
V8 4.8L 294 CID	LR4	V	N/S	N/S	V8 5.3L 323CID	LM7	T	N/S Std.	N/S Std.
V8 5.3L 323CID	LM7	T	N/S	N/S	V8 5.3L 323 CID Flex	L59	Z	3579 Flex-Fuel	23579 Flex-Fuel
V8 6.0L 364 CID		U	3311 <sup>223</sup> 3481 <sup>222</sup>	23311 <sup>223</sup> 23481 <sup>222</sup>	V8 6.0L 364 CID	LQ4	U	3481	23481
V8 6.0L 364 CID CNG		U	3481	23481	V8 8.1L 496 CID		G	3481	23481
<b>IMPALA</b>					<b>TAHOE</b>				
V6 3.4L 207 CID		E	3311	23311	V8 4.8L 294 CID	LR4	V	N/S	N/S
V6 3.8L 231 CID		K	3311	23311	V8 5.3L 323CID	L59	T	3579 Flex-Fuel	23579 Flex-Fuel
V6 3.8L 231 CID Super Charged		1	3311	23311		LM7	T	3579 Std.	23579 Std.
<b>JOY</b>					<b>TORNADO</b>				
L4 1.6L 1597cc (Mex.)			3199	N/A	L4 1.8L (Mex.)			3199	N/A
<b>LUV</b>					<b>TRACKER</b>				
L4 2.2L 2200cc (Mex.)			3199	N/A	L4 2.0L (Mex.)			3150	23150
<b>MALIBU</b>					V6 2.5L 2500cc		4	3150	23150
L4 2.2L 134 CID	L61	F	N/S	N/S	<b>TRAILBLAZER</b>				
V6 3.5L 213 CID		8	N/S	N/S	L6 4.2L 256 CID		S	3129	23129
<b>MALIBU MAXX</b>					V8 5.3L 323CID	LM4	T	3129	23129
V6 3.5L 213 CID		8	N/S	N/S	<b>UPLANDER</b>				
<b>MATIZ</b>					V6 3.5L 213 CID (Mex.)		L	N/S	N/S
L4 1.0L (Mex.)			3425	N/A	<b>VECTRA</b>				
<b>MERIVA</b>					L4 2.0L 1998cc (Mex.)			3425	N/A
L4 1.8L 1796cc 110 CID (Mex.)			3199	N/A	L4 2.2L 2171cc (Mex.)			3199	N/A
<b>MONTE CARLO</b>					V6 3.2L 3175CC (Mex.)			3199	N/A
V6 3.4L 207 CID		E	3311	23311	<b>VENTURE VAN</b>				
V6 3.8L 231 CID		K	3311	23311	V6 3.4L 207 CID		E	3689	23689
V6 3.8L 231 CID Super Charged		1	3311	23311	<b>ZAFIRA</b>				
<b>OPTRA</b>					L4 1.8L 1796cc (Mex.)			3199	N/A
L4 1.8L 1799cc (Mex.)	L79		3850	N/A	L4 2.2L 2198cc 134CID "ECOTEC" (Mex.)			3199	N/A
	LDA		3850	N/A	<b>2003</b>				
L4 2.0L 1998cc (Mex.)			3850	N/A	<b>ASTRA</b>				
<b>S10 PICKUP</b>					L4 1.8L 1796cc (Mex.)			3199	N/A
L4 2.2L (Mex.)			3311	23311	L4 2.0L 122 CID (Mex.)			3199	N/A
V6 4.3L 262CID	LU3	Z	3579	23579	L4 2.2L 2198cc 134CID "ECOTEC" (Mex.)			3199	N/A
<b>SILVERADO (UP TO 3500 SERIES)</b>					L4 2.4L 2405cc BI-Fuel (Mex.)			3199	N/A
V6 4.3L 262CID	LU3	Z	3481	23481	<b>ASTRO</b>				
V8 4.8L 294 CID	LR4	V	N/S	N/S	V6 4.3L 262CID		Z	3481	23481
V8 5.3L 323CID	LM7	T	3481 <sup>53,70</sup>	23481 <sup>70</sup>	<b>AVALANCHE</b>				
V8 5.3L 323 CID Flex	L59	Z	3579	23579	V8 5.3L 323CID		T	3481	23481
V8 5.7L 350 CID			3481	23481	V8 5.3L 323 CID Flex		T	3579	23579
V8 5.7L 350 CID (Mex.)			3481	23481	V8 8.1L 496 CID		G	3481	23481
V8 6.0L 364 CID	LQ4	U,N	N/S Std.	N/S Std.	<b>BLAZER</b>				
V8 6.6L 400 CID Turbo Diesel		1,2	3960XE <sup>53,70</sup> 3960 <sup>53,70</sup>	23960 <sup>70</sup> N/A <sup>70</sup>	V6 4.3L 262CID	LU3	Z	3579	23579
V8 8.1L 496 CID		G	3481	23481	<b>C3500</b>				
<b>SILVERADO 3500</b>					V8 5.7L 350 CID (Mex.)			N/S	N/S
V8 5.7L 5733cc 350 CID (Mex.)	L31		N/S	N/S					

See pages 13-16 for footnotes.

*Italicized Part Numbers May Not Be Available.*  
Las piezas con números en *italicas* pueden no estar disponibles.  
Les numéros de pièce en *italiques* peuvent ne pas être disponibles.

P  
a  
s  
s  
C  
a  
r  
L  
i  
g  
h  
t  
T  
r  
u  
c  
k  
F  
u  
e  
l  
F  
i  
l  
t  
e  
r  
s



CHEVROLET 2003-2002

Pass Car Light Truck Fuel Filter Section

Year/Año/Année Model/Modelo/Modèle Engine/Motor/Moteur	Eng. Code Código de motor Code moteur	VIN NIV NIV	GOLD Fuel Combustible Carburant	ProSelect Fuel Combustible Carburant	Year/Año/Année Model/Modelo/Modèle Engine/Motor/Moteur	Eng. Code Código de motor Code moteur	VIN NIV NIV	GOLD Fuel Combustible Carburant	ProSelect Fuel Combustible Carburant
<b>CHEVROLET (Cont'd/Suite)</b>					<b>CHEVROLET (Cont'd/Suite)</b>				
<b>2003 (Cont'd/Suite)</b>					<b>2003 (Cont'd/Suite)</b>				
<b>CAVALIER</b>					<b>S10 PICKUP</b>				
L4 2.2L 134 CID BioFuel		6	N/A	N/A	L4 2.2L 2190cc 134 CID		H	3100	23100
L4 2.2L 2198cc 134 CID	L61	F	3311	23311	V6 4.3L 262CID	LU3	Z	3579	23579
<b>CELTA</b>					<b>SILVERADO (UP TO 3500 SERIES)</b>				
L4 1.6L 1597cc (Mex.)			3199	N/A	V6 4.3L 262CID	LU3	Z	3481	23481
<b>CHEVY</b>					V8 4.8L 294 CID	LR4	V	3481	23481
L4 1.4L 85 CID (Mex.)			3425	N/A	V8 5.3L 323CID	LM7	T	3481	23481
L4 1.6L 1597cc (Mex.)			3199	N/A	V8 5.3L 323 CID Flex	L59	Z	3579	23579
<b>CHEVY C2</b>					V8 6.0L 364 CID	LO4	U,N	3481	23481
L4 1.6L 1597cc (Mex.)			3199	N/A				Std.	Std.
<b>CHEVY SEDAN</b>					V8 6.6L 400 CID Turbo Diesel		1	3960XE <sup>173,53</sup> 3960 <sup>155,53</sup>	23960 <sup>173</sup> N/A <sup>155</sup>
L4 1.6L 1597cc (Mex.)			3425	N/A	V8 8.1L 496 CID	G		3481	23481
<b>CHEVY SWING</b>					<b>SILVERADO 3500</b>				
L4 1.4L 1389cc (Mex.)			3199	N/A	V8 5.7L 5733cc 350 CID (Mex.)	L31		N/S	N/S
L4 1.6L 1597cc (Mex.)			3199	N/A	<b>SONORA</b>				
<b>CHEYENNE</b>					V8 5.3L 5300cc (Mex.)			3481	23481
V8 5.3L 5328cc 325 CID Flex (Mex.)	LMG		3481	23481	V8 5.7L 5700cc (Mex.)			3481	23481
<b>CORSA</b>					V8 6.0L 364 CID (Mex.)			3481	23481
L4 1.8L 1796cc (Mex.)			3199	N/A	<b>SPARK</b>				
<b>CORVETTE</b>					L4 1.0L (Mex.)			3425	N/A
V8 5.7L 346 CID		G,S	3737	N/A	<b>SSR</b>				
<b>EXPRESS VAN (UP TO 4500 SERIES)</b>					V8 5.3L 323CID	LM4	T	3129	23129
V6 4.3L 262CID	LU3	Z	3481	23481	<b>SUBURBAN (ALL)</b>				
V8 4.8L 294 CID		V	3311 <sup>223</sup> 3481 <sup>222</sup>	23311 <sup>223</sup> 23481 <sup>222</sup>	V8 5.3L 323CID	LM7	T	3481	23481
V8 5.3L 323CID		T	3311 <sup>223</sup> 3481 <sup>222</sup>	23311 <sup>223</sup> 23481 <sup>222</sup>	V8 5.3L 323 CID Flex	L59	Z	3579	23579
V8 6.0L 364 CID		U	3311 <sup>223</sup> 3481 <sup>222</sup>	23311 <sup>223</sup> 23481 <sup>222</sup>	V8 6.0L 364 CID	LO4	U	3481	23481
V8 6.0L 364 CID CNG		U	3481	23481	V8 8.1L 496 CID	G		3481	23481
<b>IMPALA</b>					<b>TAHOE</b>				
V6 3.4L 207 CID	LA1	E	3311	23311	V8 4.8L 294 CID	LR4	V	3481	23481
V6 3.8L 231 CID	L36	1,K	3311	23311	V8 5.3L 323CID	L59	T	3579	23579
<b>JOY</b>						LM7	T	3481	23481
L4 1.6L 1597cc (Mex.)			3199	N/A				Std.	Std.
<b>LUMINA</b>					<b>TORNADO</b>				
V6 3.4L 207 CID (Mex.)		F	3311	23311	L4 1.8L (Mex.)			3199	N/A
<b>LUV</b>					<b>TRACKER</b>				
L4 2.2L 2200cc (Mex.)			3199	N/A	L4 2.0L 1995cc		C	3150	23150
<b>MALIBU</b>					V6 2.5L 2500cc		4	3150	23150
V6 3.1L 189 CID		J	3311	23311	<b>TRAILBLAZER</b>				
<b>MERIVA</b>					L6 4.2L 256 CID		S	3129	23129
L4 1.8L 1796cc 110 CID (Mex.)			3199	N/A	V8 5.3L 323CID	LM4	T	3129	23129
<b>MONTE CARLO</b>					<b>VECTRA</b>				
V6 3.4L 207 CID	LA1	E	3311	23311	L4 2.2L 2171cc (Mex.)			3199	N/A
V6 3.8L 231 CID	L36	K	3311	23311	V6 3.2L 3175CC (Mex.)			3199	N/A
<b>MONZA</b>					<b>VENTURE VAN</b>				
L4 1.4L 1400cc (Mex.)			3199	N/A	V6 3.4L 207 CID		E	3183 <sup>229</sup> 3689 <sup>230</sup>	23183 <sup>229</sup> 23689 <sup>230</sup>
L4 1.6L 1597cc (Mex.)			3199	N/A	<b>ZAFIRA</b>				
<b>OPTRA</b>					L4 1.8 L 1796cc (Mex.)			3199	N/A
L4 1.8L 1799cc (Mex.)	L79		3850	N/A	L4 2.2L 2198cc 134CID *ECOTEC* (Mex.)			3199	N/A
	LDA		3850	N/A	<b>2002</b>				
<b>POP</b>					<b>ASTRA</b>				
L4 1.4L 1389cc (Mex.)			3199	N/A	L4 1.8 L 1796cc (Mex.)			3199	N/A
L4 1.6L 1597cc (Mex.)			3199	N/A					

See pages 13-16 for footnotes.

*Italicized Part Numbers May Not Be Available.*  
Las piezas con números en *italicas* pueden no estar disponibles.  
Les numéros de pièce en *italiques* peuvent ne pas être disponibles.



Pass Car Light Truck Fuel Filter Section

CHEVROLET 2002

Year/Año/Année Model/Modelo/Modèle Engine/Motor/Moteur	Eng. Code Código de motor Code moteur	VIN NIV NIV	GOLD Fuel Combustible Carburant	ProSelect Fuel Combustible Carburant	Year/Año/Année Model/Modelo/Modèle Engine/Motor/Moteur	Eng. Code Código de motor Code moteur	VIN NIV NIV	GOLD Fuel Combustible Carburant	ProSelect Fuel Combustible Carburant
<b>CHEVROLET (Cont'd/Suite)</b>					<b>CHEVROLET (Cont'd/Suite)</b>				
<b>2002 (Cont'd/Suite)</b>					<b>2002 (Cont'd/Suite)</b>				
<b>ASTRA (Cont'd/Suite)</b>					<b>LUMINA</b>				
L4 1.8L 1796cc (Mex.)			3199	N/A	V6 3.4L 207 CID (Mex.)		F	3311	23311
L4 2.0L 122 CID (Mex.)			3199	N/A	<b>LUV</b>				
L4 2.2L 2198cc 134CID "ECOTEC" (Mex.)			3199	N/A	L4 2.2L 2200cc (Mex.)			3199	N/A
L4 2.4L 2405cc BI-Fuel (Mex.)			3199	N/A	<b>MALIBU</b>				
<b>ASTRO</b>					L4 2.4L 2392cc 146 CID (Mex.)	LD9		3311	23311
V6 4.3L 262CID		Z	3481	23481	V6 3.1L 189 CID		J	3311	23311
<b>AVALANCHE</b>					<b>MONTE CARLO</b>				
V8 5.3L 323CID		T	3481	23481	V6 3.4L 207 CID	LA1	E	3311	23311
V8 5.3L 323 CID Flex			3579	23579	V6 3.8L 231 CID	L36	K	3311	23311
V8 8.1L 496 CID		G	3481	23481	<b>MONZA</b>				
<b>BLAZER</b>					L4 1.4L 1400cc (Mex.)			3199	N/A
V6 4.2L 4157CC 254CID (Mex.)			3129	23129	L4 1.6L 1597cc (Mex.)			3199	N/A
V6 4.3L 262CID		Z	3579	23579	<b>PICKUP C &amp; K SERIES (UP TO 3500 SERIES)</b>				
<b>C3500HD CHASSIS CAB</b>					V6 4.3L 262CID (Mex.)		Z	3481	23481
V8 6.5L 395 CID Turbo Diesel		F	3976 <sup>237</sup>	23976 <sup>237</sup>	V8 5.7L 350 CID (Mex.)		R	3481	23481
V8 8.1L 496 CID		G	3481	23481	<b>POP</b>				
<b>CAMARO</b>					L4 1.4L 1389cc (Mex.)			3199	N/A
V6 3.8L 231 CID	L36	K	3311	23311	L4 1.6L 1597cc (Mex.)			3199	N/A
V8 5.7L 346 CID		G	3311	23311	<b>PRIZM</b>				
<b>CAVALIER</b>					L4 1.8L 1762cc		8	N/S	N/S
L4 2.2L (Mex.)			3311	23311	<b>S10 PICKUP</b>				
L4 2.2L 134 CID		4	3311	23311	L4 2.2L 2190cc 134 CID Flex		5	3100	23100
L4 2.2L 2190cc 134 CID CNG		5	N/A	N/A	V6 4.3L 262CID		Z	3579	23579
L4 2.2L 2198cc BioFuel (Mex.)	L61		3311	23311	<b>SILVERADO (UP TO 3500 SERIES)</b>				
L4 2.2L 2198cc 134 CID	L61	F	3311	23311	V6 4.3L 262CID		Z	3481	23481
L4 2.4L 146 CID		T	3311	23311	V8 4.8L 294 CID	LR4	V	3481	23481
<b>CELTA</b>					V8 5.3L 323CID	LM7	T	3481	23481
L4 1.6L 1597cc (Mex.)			3199	N/A	V8 5.3L 323 CID Flex	L59	Z	3579	23579
<b>CHEVY</b>					V8 5.7L 350 CID (Mex.)			3481	23481
L4 1.4L 85 CID (Mex.)			3425	N/A	V8 6.0L 364 CID	LQ4	U	3481	23481
L4 1.6L 1597cc (Mex.)			3199	N/A	V8 6.6L 400 CID Turbo Diesel		1	3960XE <sup>173,53</sup> 3960 <sup>155,53</sup>	23960 <sup>173</sup> N/A <sup>155</sup>
<b>CHEVY C2</b>					V8 8.1L 496 CID		G	3481	23481
L4 1.6L 1597cc (Mex.)			3199	N/A	<b>SILVERADO 3500</b>				
<b>CHEVY SEDAN</b>					V8 5.7L 5733cc 350 CID (Mex.)	L31		N/S	N/S
L4 1.6L 1597cc (Mex.)			3425	N/A	<b>SONORA</b>				
<b>CHEVY SWING</b>					V8 5.7L 5700cc (Mex.)			3481	23481
L4 1.4L 1389cc (Mex.)			3199	N/A	<b>SUBURBAN (ALL)</b>				
L4 1.6L 1597cc (Mex.)			3199	N/A	V8 5.3L 323CID	LM7	T	3481 Std.	23481 Std.
<b>CORSA</b>					V8 5.3L 323 CID Flex	L59	Z	3579 Flex-Fuel	23579 Flex-Fuel
L4 1.4L 1389cc (Mex.)			3199	N/A	V8 5.7L 5700cc (Mex.)			3481	23481
L4 1.8L 1796cc (Mex.)			3199	N/A	V8 6.0L 364 CID	LQ4	U	3481	23481
<b>CORVETTE</b>					V8 8.1L 496 CID		G	3481	23481
V8 5.7L 346 CID		G,S	3737	N/A	<b>TAHOE</b>				
<b>EXPRESS VAN (UP TO 4500 SERIES)</b>					V8 4.8L 294 CID	LR4	V	3481	23481
V6 4.3L 262CID		Z	3484	23484	V8 5.3L 323CID	L59	T	3579 Flex-Fuel	23579 Flex-Fuel
V8 5.0L 305 CID		M	3484	23484		LM7	T	3481 Std.	23481 Std.
V8 5.7L 350 CID		R	3484	23484	<b>TRACKER</b>				
V8 6.5L 395 CID Turbo Diesel		F	3537	23537	L4 1.6L 1588cc 98 CID			3150	23150
V8 8.1L 496 CID		G	3484	23484	L4 2.0L 1995cc		C	3150	23150
<b>IMPALA</b>					V6 2.5L 2500cc		4	3150	23150
V6 3.4L 207 CID	LA1	E	3311	23311					
V6 3.8L 231 CID	L36	K	3311	23311					
<b>JOY</b>									
L4 1.6L 1597cc (Mex.)			3199	N/A					

See pages 13-16 for footnotes.

*Italicized Part Numbers May Not Be Available.*  
Las piezas con números en *italicas* pueden no estar disponibles.  
Les numéros de pièce en *italiques* peuvent ne pas être disponibles.

P  
a  
s  
s  
C  
a  
r  
L  
i  
g  
h  
t  
T  
r  
u  
c  
k  
F  
u  
e  
l  
F  
i  
l  
t  
e  
r  
s



CHEVROLET 2002-2001

Pass Car Light Truck Fuel Filter Section

Year/Año/Année Model/Modelo/Modèle Engine/Motor/Moteur	Eng. Code Código de motor Code moteur	VIN NIV NIV	GOLD Fuel Combustible Carburant	ProSelect Fuel Combustible Carburant	Year/Año/Année Model/Modelo/Modèle Engine/Motor/Moteur	Eng. Code Código de motor Code moteur	VIN NIV NIV	GOLD Fuel Combustible Carburant	ProSelect Fuel Combustible Carburant
<b>CHEVROLET (Cont'd/Suite)</b>					<b>CHEVROLET (Cont'd/Suite)</b>				
<b>2002 (Cont'd/Suite)</b>					<b>2001 (Cont'd/Suite)</b>				
<b>TRAILBLAZER</b>					<b>IMPALA</b>				
L6 4.2L 256 CID		S	3129	23129	V6 3.4L 207 CID	LA1	E	3311	23311
<b>VENTURE VAN</b>					V6 3.8L 231 CID	L36	K	3311	23311
V6 3.4L 207 CID		E	3183	23183	<b>JOY</b>				
<b>ZAFIRA</b>					L4 1.6L 1597cc (Mex.)			3199	N/A
L4 1.8 L 1796cc (Mex.)			3199	N/A	<b>LUMINA</b>				
L4 2.2L 2198cc 134CID "ECOTEC" (Mex.)			3199	N/A	V6 3.1L 189 CID		J	3311	23311
<b>2001</b>					<b>LUV</b>				
<b>400SS</b>					L4 2.2L 2200cc (Mex.)			3481	23481
V8 5.7L 5700cc (Mex.)			3481	23481	L4 2.3L 2300cc (Mex.)			3199	N/A
<b>ASTRA</b>					<b>MALIBU</b>				
L4 1.8 L 1796cc (Mex.)			3199	N/A	L4 2.4L 2392cc 146 CID (Mex.)	LD9		3311	23311
L4 2.2L 2198cc 134CID "ECOTEC" (Mex.)			3199	N/A	V6 3.1L 189 CID		J	3311	23311
L4 2.4L 2405cc BI-Fuel (Mex.)			3199	N/A	<b>METRO</b>				
<b>ASTRO</b>					L4 1.3L 79 CID		2	N/S	N/S
V6 4.3L 262CID		Z	3481	23481	<b>MONTE CARLO</b>				
<b>BLAZER</b>					V6 3.4L 207 CID	LA1	E	3311	23311
V6 4.3L 262CID		Z	3579	23579	V6 3.8L 231 CID	L36	K	3311	23311
<b>BLAZER TRAILBLAZER</b>					<b>MONZA</b>				
V6 4.3L 262CID		Z	3579	23579	L4 1.4L 1400cc (Mex.)			3199	N/A
<b>C35</b>					L4 1.6L 1597cc (Mex.)			3199	N/A
V8 5.7L (Mex.)			3481	23481	<b>PICKUP C &amp; K SERIES (UP TO 3500 SERIES)</b>				
<b>C3500HD CHASSIS CAB</b>					V6 4.3L 262CID (Mex.)		Z	3481	23481
V8 6.5L 395 CID Turbo Diesel		F	3976 <sup>237</sup>	23976 <sup>237</sup>	V8 5.7L 350 CID (Mex.)		R	3481	23481
V8 8.1L 496 CID		G	3481	23481	<b>POP</b>				
<b>CAMARO</b>					L4 1.4L 1389cc (Mex.)			3199	N/A
V6 3.8L 231 CID	L36	K	3311	23311	L4 1.6L 1597cc (Mex.)			3199	N/A
V8 5.7L 346 CID		G	3311	23311	<b>PRIZM</b>				
<b>CAVALIER</b>					L4 1.8L 1762cc		8	N/A	N/A
L4 2.2L 134 CID		4	3311	23311	<b>S10 PICKUP</b>				
L4 2.2L 2198cc BioFuel (Mex.)	L61		3311	23311	L4 2.2L 2190cc 134 CID			3579	23579
L4 2.4L 146 CID		T	3311	23311	L4 2.2L 2190cc 134 CID Flex		5	3100	23100
<b>CELTA</b>					V6 4.3L 262CID		Z	3579	23579
L4 1.6L 1597cc (Mex.)			3199	N/A	<b>SILVERADO (UP TO 3500 SERIES)</b>				
<b>CHEVY</b>					V6 4.3L 262CID		Z	3481	23481
L4 1.4L 1400cc 85 CID (Mex.)			3425	N/A	V8 4.8L 294 CID	LR4	V	3481	23481
L4 1.6L 1597cc (Mex.)			3199	N/A	V8 5.3L 323CID	LM7	T	3481	23481
<b>CHEVY C2</b>					V8 5.7L 350 CID			3481	23481
L4 1.6L 1597cc (Mex.)			3199	N/A	V8 6.0L 364 CID	LQ4	U	3481	23481
<b>CHEVY SWING</b>					V8 6.6L 400 CID Turbo Diesel		1	3960XE <sup>173,53</sup> 3960 <sup>155,53</sup>	23960 <sup>173</sup> N/A <sup>155</sup>
L4 1.4L 1389cc (Mex.)			3199	N/A	V8 8.1L 496 CID		G	3481	23481
L4 1.6L 1597cc (Mex.)			3199	N/A	<b>SILVERADO 3500</b>				
<b>CHEYENNE</b>					V8 5.7L 5733cc 350 CID (Mex.)	L31		N/S	N/S
V8 5.7L (Mex.)			3484	23484	<b>SONORA</b>				
<b>CORVETTE</b>					V8 5.7L 5700cc (Mex.)			3481	23481
V8 5.7L 346 CID		G,S	3737	N/A	<b>SUBURBAN (ALL)</b>				
<b>EXPRESS VAN (UP TO 4500 SERIES)</b>					V8 5.3L 323CID	LM7	T	3481	23481
V6 4.3L 262CID		Z	3484	23484	V8 6.0L 364 CID	LQ4	U	3481	23481
V8 5.0L 305 CID		M	3484	23484	V8 8.1L 496 CID		G	3481	23481
V8 5.7L 350 CID		R	3484	23484	<b>SUBURBAN 1500</b>				
V8 6.5L 395 CID Turbo Diesel		F	3537	23537	V8 5.7L (Mex.)			N/S	N/S
V8 8.1L 496 CID		G	3484	23484	<b>TAHOE</b>				
<b>G30</b>					V8 4.8L 294 CID	LR4	V	3481	23481
V6 4.3L 262 CID (Mex.)			3484	23484	V8 5.3L 323CID	LM7	T	3481	23481

See pages 13-16 for footnotes.

*Italicized Part Numbers May Not Be Available.*  
Las piezas con números en *italicas* pueden no estar disponibles.  
Les numéros de pièce en *italiques* peuvent ne pas être disponibles.



Pass Car Light Truck Fuel Filter Section

CHEVROLET 2001 — CHRYSLER 2014

Year/Año/Année Model/Modelo/Modèle Engine/Motor/Moteur	Eng. Code Código de motor Code moteur	VIN NIV NIV	GOLD Fuel Combustible Carburant	ProSelect Fuel Combustible Carburant	Year/Año/Année Model/Modelo/Modèle Engine/Motor/Moteur	Eng. Code Código de motor Code moteur	VIN NIV NIV	GOLD Fuel Combustible Carburant	ProSelect Fuel Combustible Carburant
<b>CHEVROLET (Cont'd/Suite)</b>					<b>CHRYSLER (Cont'd/Suite)</b>				
<b>2001 (Cont'd/Suite)</b>					<b>2020 (Cont'd/Suite)</b>				
<b>TRACKER</b>					<b>PACIFICA Hybrid</b>				
L4 1.6L 1588cc 98 CID			3150	23150	V 6 3.6L 3604cc 220 CID Electric/Gas	EH3		N/S	N/S
L4 2.0L 1995cc		C	3150	23150	<b>VOYAGER</b>				
V6 2.5L 2500cc		4	3150	23150	V6 3.6L 3604CC 220CID				
<b>VENTURE VAN</b>					<b>2019</b>				
V6 3.4L 207 CID		E	3183	23183	<b>300</b>				
<b>CHRYSLER</b>					V6 3.6L 3604CC 220CID				
<b>2023</b>					V8 5.7L				
<b>300</b>					<b>PACIFICA</b>				
V6 3.6L 3604CC 220CID			N/S	N/S	V6 3.6L 3604CC 220CID				
V8 5.7L		T	N/S	N/S	<b>PACIFICA Hybrid</b>				
<b>300C</b>					V 6 3.6L 3604cc 220 CID Electric/Gas				
V8 6.4L 6425CC 392CID			N/S	N/S	EH3				
<b>Grand Caravan</b>					<b>2018</b>				
V6 3.6L 3604CC 220CID			N/S	N/S	<b>300</b>				
<b>PACIFICA</b>					V6 3.6L 3604CC 220CID				
V6 3.6L 3604CC 220CID			N/S	N/S	V8 5.7L				
<b>PACIFICA Hybrid</b>					<b>PACIFICA</b>				
V 6 3.6L 3604cc 220 CID Electric/Gas	EH3		N/S	N/S	V6 3.6L 3604CC 220CID				
<b>VOYAGER</b>					<b>PACIFICA Hybrid</b>				
V6 3.6L 3604CC 220CID			N/S	N/S	V 6 3.6L 3604cc 220 CID Electric/Gas				
<b>2022</b>					EH3				
<b>300</b>					<b>2017</b>				
V6 3.6L 3604CC 220CID			N/S	N/S	<b>200</b>				
V8 5.7L		T	N/S	N/S	L4 2.4L 2360cc 144 CID				
<b>Grand Caravan</b>					V6 3.6L 3604CC 220CID				
V6 3.6L 3604CC 220CID			N/S	N/S	G				
<b>PACIFICA</b>					<b>300</b>				
V6 3.6L 3604CC 220CID			N/S	N/S	V6 3.6L 3604CC 220CID				
<b>PACIFICA Hybrid</b>					V8 5.7L 345 CID				
V 6 3.6L 3604cc 220 CID Electric/Gas	EH3		N/S	N/S	<b>PACIFICA</b>				
<b>VOYAGER</b>					V6 3.6L 3604CC 220CID				
V6 3.6L 3604CC 220CID			N/S	N/S	G				
<b>2021</b>					<b>PACIFICA Hybrid</b>				
<b>300</b>					V 6 3.6L 3604cc 220 CID Electric/Gas				
V6 3.6L 3604CC 220CID			N/S	N/S	EH3				
V8 5.7L		T	N/S	N/S	<b>VOYAGER</b>				
<b>Grand Caravan</b>					V6 3.6L 3604CC 220CID				
V6 3.6L 3604CC 220CID			N/S	N/S	V6 3.6L 3604CC 220CID				
<b>PACIFICA</b>					<b>2016</b>				
V6 3.6L 3604CC 220CID			N/S	N/S	<b>200</b>				
<b>PACIFICA Hybrid</b>					L4 2.4L 2360cc 144 CID				
V 6 3.6L 3604cc 220 CID Electric/Gas	EH3		N/S	N/S	V6 3.6L 3604CC 220CID				
<b>VOYAGER</b>					G				
V6 3.6L 3604CC 220CID			N/S	N/S	<b>300</b>				
<b>2020</b>					V6 3.6L 3604CC 220CID				
<b>300</b>					V8 5.7L 345 CID				
V6 3.6L 3604CC 220CID			N/S	N/S	<b>TOWN &amp; COUNTRY</b>				
V8 5.7L		T	N/S	N/S	V6 3.6L 3604CC 220CID </>				
<b>PACIFICA</b>					G				
V6 3.6L 3604CC 220CID			N/S	N/S	<b>2015</b>				
<b>2020</b>					<b>200</b>				
<b>300</b>					L4 2.4L 2360cc 144 CID				
V6 3.6L 3604CC 220CID			N/S	N/S	V6 3.6L 3604CC 220CID				
V8 5.7L		T	N/S	N/S	G				
<b>PACIFICA</b>					<b>300</b>				
V6 3.6L 3604CC 220CID			N/S	N/S	V6 3.6L 3604CC 220CID				
<b>2014</b>					V8 5.7L 345 CID				
<b>200</b>					<b>TOWN &amp; COUNTRY</b>				
L4 2.4L 2360cc 144 CID	ED3	B	N/S	N/S	V6 3.6L 3604CC 220CID				

See pages 13-16 for footnotes.

*Italicized Part Numbers May Not Be Available.*  
 Las piezas con números en *italicas* pueden no estar disponibles.  
 Les numéros de pièce en *italiques* peuvent ne pas être disponibles.

P  
a  
s  
s  
C  
a  
r  
L  
i  
g  
h  
t  
T  
r  
u  
c  
k  
F  
u  
e  
l  
F  
i  
l  
t  
e  
r  
s





Year/Año/Année Model/Modelo/Modèle Engine/Motor/Moteur	Eng. Code Código de motor Code moteur	VIN NIV NIV	GOLD Fuel Combustible Carburant	ProSelect Fuel Combustible Carburant	Year/Año/Année Model/Modelo/Modèle Engine/Motor/Moteur	Eng. Code Código de motor Code moteur	VIN NIV NIV	GOLD Fuel Combustible Carburant	ProSelect Fuel Combustible Carburant
<b>CHRYSLER (Cont'd/Suite)</b>					<b>CHRYSLER (Cont'd/Suite)</b>				
<b>2014 (Cont'd/Suite)</b>					<b>2010 (Cont'd/Suite)</b>				
<b>200 (Cont'd/Suite)</b>					<b>CIRRUS SEDAN (Cont'd/Suite)</b>				
L4 2.4L 2360cc 144 CID	EDG	B	N/S	N/S	V6 3.5L 215 CID (Mex.)	EGF		N/S	N/S
V6 3.6L 3604CC 220CID		G	N/S	N/S		EGG		N/S	N/S
<b>300</b>					<b>PT CRUISER</b>				
V6 3.6L 3604CC 220CID		G	N/S	N/S	L4 2.4L 148 CID	EDZ	9	N/S	N/S
V8 5.7L 345 CID	EZH	T	N/S	N/S	<b>SEBRING</b>				
<b>300 SRT8</b>					L4 2.4L 144 CID				
V8 6.4L 6424cc 392 CID	ESG	J	N/S	N/S		ED3	B	N/S	N/S
<b>TOWN &amp; COUNTRY</b>					EDG				
V6 3.6L 3604CC 220CID		G	N/S	N/S		EER	D	N/S	N/S
<b>2013</b>					V6 3.5L 215 CID				
<b>200</b>					<b>TOWN &amp; COUNTRY</b>				
L4 2.4L 2360cc 144 CID	ED3	B	N/S	N/S	V6 3.3L 201 CID	EGV	E	N/S	N/S
	EDG	B	N/S	N/S	V6 3.8L 230 CID		1	N/S	N/S
V6 3.6L 3604CC 220CID		G	N/S	N/S	V6 4.0L 241 CID		X	N/S	N/S
<b>300</b>					<b>2009</b>				
V6 3.6L 3604CC 220CID		G	N/S	N/S	<b>300</b>				
V8 5.7L 345 CID	EZH	T	N/S	N/S	V6 2.7L 167 CID	EER	D	N/S	N/S
<b>300 SRT8</b>					V6 3.5L 215 CID				
V8 6.4L 6424cc 392 CID	ESG	J	N/S	N/S	V8 5.7L 345 CID		V	N/S	N/S
<b>TOWN &amp; COUNTRY</b>					V8 5.7L 345 CID				
V6 3.6L 3604CC 220CID		G	N/S	N/S	V8 6.1L 372 CID	EZD	T	N/S	N/S
<b>2012</b>					V8 6.1L 372 CID				
<b>200</b>					<b>ASPEN</b>				
L4 2.4L 144 CID	ED3	B	N/S	N/S	V8 4.7L 285 CID		P	N/S	N/S
	EDG	B	N/S	N/S	V8 5.7L 345 CID		T	N/S	N/S
V6 3.6L 3604CC 220CID	ERB	G	N/S	N/S	<b>ASPEN HYBRID</b>				
<b>300</b>					V8 5.7L 345 CID HEMI Electric/Gas				
V6 3.6L 3604CC 220CID		G	N/S	N/S	<b>PT CRUISER</b>				
V8 5.7L 345 CID	EZH	T	N/S	N/S	L4 2.4L 148 CID	EDZ	9	N/S	N/S
<b>300 SRT8</b>					L4 2.4L 148 CID Turbo				
V8 6.4L 6424cc 392 CID	ESG	J	N/S	N/S		EDT	8	N/S	N/S
<b>TOWN &amp; COUNTRY</b>					<b>SEBRING</b>				
V6 3.6L 3604CC 220CID	ERB	G	N/S	N/S	L4 2.4L 144 CID	ED3	B	N/S	N/S
<b>2011</b>					EDG				
<b>200</b>					EDG				
L4 2.4L 144 CID	ED3	B	N/S	N/S	V6 2.7L 167 CID	EER	B	N/S	N/S
	EDG	B	N/S	N/S	V6 3.5L 215 CID		B	N/S	N/S
V6 3.6L 3604CC 220CID		G	N/S	N/S	V8 5.7L 345 CID	EZH	H	N/S	N/S
		G	N/S	N/S	V8 6.1L 370 CID (SRT-8)		W	N/S	N/S
V8 5.7L 345 CID	EZH	T	N/S	N/S	<b>ASPEN</b>				
<b>TOWN &amp; COUNTRY</b>					V8 4.7L 285 CID				
V6 3.6L 3604CC 220CID		G	N/S	N/S	V8 5.7L 345 CID	EZH	2	N/S	N/S
<b>2010</b>					<b>CROSSFIRE</b>				
<b>300</b>					V6 3.2L 195 CID F.I.				
V6 2.7L 167 CID	EER	D	N/S	N/S		L	3643		23643
V6 3.5L 215 CID		V	N/S	N/S	<b>PACIFICA</b>				
V8 5.7L 345 CID	EZH	T	N/S	N/S	V6 3.8L 230 CID	EGL	L	N/S	N/S
V8 6.1L 370 CID		W	N/S	N/S	V6 4.0L 241 CID	EGQ	X	N/S	N/S
<b>CIRRUS SEDAN</b>					<b>PT CRUISER</b>				
L4 2.4L 144 CID (Mex.)	ED3		N/S	N/S	L4 2.4L 148 CID	EDZ	B,X	N/S	N/S
	EDG		N/S	N/S	L4 2.4L 148 CID Turbo	EDT	8,E	N/S	N/S

See pages 13-16 for footnotes.



Pass Car Light Truck Fuel Filter Section

CHRYSLER 2008-2004

Year/Año/Année Model/Modelo/Modèle Engine/Motor/Moteur	Eng. Code Código de motor Code moteur	VIN NIV NIV	GOLD Fuel Combustible Carburant	ProSelect Fuel Combustible Carburant	Year/Año/Année Model/Modelo/Modèle Engine/Motor/Moteur	Eng. Code Código de motor Code moteur	VIN NIV NIV	GOLD Fuel Combustible Carburant	ProSelect Fuel Combustible Carburant
<b>CHRYSLER (Cont'd/Suite)</b>					<b>CHRYSLER (Cont'd/Suite)</b>				
<b>2008 (Cont'd/Suite)</b>					<b>2006 (Cont'd/Suite)</b>				
<b>PT CRUISER CONVERTIBLE</b>					<b>PACIFICA</b>				
L4 2.4L 148 CID Turbo	EDT	E	N/S	N/S	V6 3.5L 215 CID		4	N/S	N/S
<b>SEBRING</b>					V6 3.8L 230 CID	EGL	L	N/S	N/S
L4 2.4L 144 CID		J,K	N/S	N/S	<b>PT CRUISER</b>				
V6 2.7L 167 CID	EER	R	N/S	N/S	L4 2.4L 148 CID	EDZ	B,X	N/S	N/S
V6 3.5L 215 CID		M	N/S	N/S	L4 2.4L 148 CID Turbo	EDT	8,G	N/S	N/S
<b>TOWN &amp; COUNTRY</b>					<b>PT CRUISER CONVERTIBLE</b>				
V6 3.3L 201 CID	EGV	H	N/S	N/S	L4 2.4L 148 CID	EDZ	B,X	N/S	N/S
V6 3.8L 230 CID	EGL	P	N/S	N/S	L4 2.4L 148 CID Turbo	EDT	E,S	N/S	N/S
V6 4.0L 241 CID	EGQ	X	N/S	N/S	<b>SEBRING</b>				
<b>VOYAGER</b>					L4 2.4L 148 CID	EDZ	X,J	N/S	N/S
V6 3.3L 3300cc (Mex.)			300020	23734	V6 2.7L 167 CID	EER	R,T	N/S	N/S
<b>2007</b>					<b>TOWN &amp; COUNTRY</b>				
<b>300</b>					V6 3.3L 201 CID	EGV	R	N/S	N/S
V6 2.7L 167 CID	EER	R	N/S	N/S	V6 3.8L 230 CID	EGL	L	N/S	N/S
V6 3.5L 215 CID		G	N/S	N/S	<b>2005</b>				
V8 5.7L 345 CID	EZH	H	N/S	N/S	<b>300</b>				
V8 6.1L 370 CID (SRT-8)		W	N/S	N/S	V6 2.7L 167 CID	EER	R	N/S	N/S
<b>ASPEN</b>					V6 3.5L 215 CID		G	N/S	N/S
V8 4.7L 285 CID	EVE	N,P	N/S	N/S	V8 5.7L 345 CID	EZH	H	N/S	N/S
V8 5.7L 345 CID	EZH	2	N/S	N/S	V8 6.1L 370 CID (SRT-8)		W	N/S	N/S
<b>CROSSFIRE</b>					<b>CIRRUS</b>				
V6 3.2L 195 CID F.I.		L	3643	23643	L4 2.4L 2429cc Turbo (Mex.)			N/A <sup>61</sup>	N/A <sup>61</sup>
<b>PACIFICA</b>					V6 2.7L FI DOHC (Mex.)			N/S	N/S
V6 3.8L 230 CID	EGL	L	N/S	N/S	<b>CROSSFIRE</b>				
V6 4.0L 241 CID	EGQ	X	N/S	N/S	V6 3.2L 195 CID (SRT-6)		N	3643	23643
<b>PT CRUISER</b>					V6 3.2L 195 CID F.I.		L	3643	23643
L4 2.4L 148 CID	EDZ	B,X	N/S	N/S	<b>PACIFICA</b>				
L4 2.4L 148 CID Turbo	EDT	8, E, G, S	N/S	N/S	V6 3.5L 215 CID		4	N/S	N/S
<b>PT CRUISER CONVERTIBLE</b>					V6 3.8L 230 CID	EGL	L	N/S	N/S
L4 2.4L 148 CID	EDZ	B,X	N/S	N/S	<b>PT CRUISER</b>				
L4 2.4L 148 CID Turbo	EDT	E,G	N/S	N/S	L4 2.4L 148 CID	EDZ	B,X	N/S	N/S
<b>SEBRING</b>					L4 2.4L 148 CID Turbo	EDT	8,G	N/S	N/S
L4 2.4L 144 CID		K	N/S	N/S	<b>PT CRUISER CONVERTIBLE</b>				
V6 2.7L 167 CID	EER	R	N/S	N/S	L4 2.4L 148 CID	EDZ	X	N/S	N/S
V6 3.5L 215 CID		M	N/S	N/S	L4 2.4L 148 CID Turbo	EDT	E,S	N/S	N/S
<b>TOWN &amp; COUNTRY</b>					<b>SEBRING</b>				
V6 3.3L 201 CID	EGV	R	N/S	N/S	I4 2.4L			N/S	N/S
V6 3.8L 230 CID	EGL	L	N/S	N/S	L4 2.4L 148 CID		G	N/S	N/S
<b>VOYAGER</b>					V6 2.7L 167 CID	EER	R,T	N/S	N/S
V6 3.3L 3300cc (Mex.)			300020	23734	V6 3.0L 181 CID		H	N/S	N/S
<b>2006</b>					<b>TOWN &amp; COUNTRY</b>				
<b>300</b>					V6 3.3L 201 CID	EGV	3,R	N/S	N/S
V6 2.7L 167 CID	EER	R	N/S	N/S	V6 3.8L 230 CID	EGL	L	N/S	N/S
V6 3.5L 215 CID		G	N/S	N/S	<b>2004</b>				
V8 5.7L 345 CID	EZH	H	N/S	N/S	<b>300M</b>				
V8 6.1L 370 CID (SRT-8)		W	N/S	N/S	V6 3.5L 215 CID		G,K	N/S	N/S
<b>CIRRUS</b>					<b>CIRRUS</b>				
L4 2.4L 2429cc Turbo (Mex.)			N/A <sup>61</sup>	N/A <sup>61</sup>	L4 2.4L 2429cc Turbo (Mex.)			N/A <sup>61</sup>	N/A <sup>61</sup>
V6 2.7L FI DOHC (Mex.)			N/S	N/S	V6 2.7L FI DOHC (Mex.)			N/S	N/S
<b>CROSSFIRE</b>					<b>CONCORDE</b>				
V6 3.2L 195 CID (SRT-6)		N	3643	23643	V6 2.7L 167 CID	EER	R	N/S	N/S
V6 3.2L 195 CID F.I.		L	3643	23643	V6 3.5L 215 CID		M,G	N/S	N/S

See pages 13-16 for footnotes.

*Italicized Part Numbers May Not Be Available.*  
 Las piezas con números en *italicas* pueden no estar disponibles.  
 Les numéros de pièce en *italiques* peuvent ne pas être disponibles.

P  
a  
s  
s  
C  
a  
r  
L  
i  
g  
h  
t  
T  
r  
u  
c  
k  
F  
u  
e  
l  
F  
i  
l  
t  
e  
r  
s



CHRYSLER 2004-2001

Pass Car Light Truck Fuel Filter Section

Year/Año/Année Model/Modelo/Modèle Engine/Motor/Moteur	Eng. Code Código de motor Code moteur	VIN NIV NIV	GOLD Fuel Combustible Carburant	ProSelect Fuel Combustible Carburant	Year/Año/Année Model/Modelo/Modèle Engine/Motor/Moteur	Eng. Code Código de motor Code moteur	VIN NIV NIV	GOLD Fuel Combustible Carburant	ProSelect Fuel Combustible Carburant
<b>CHRYSLER (Cont'd/Suite)</b>					<b>CHRYSLER (Cont'd/Suite)</b>				
<b>2004 (Cont'd/Suite)</b>					<b>2002 (Cont'd/Suite)</b>				
<b>CROSSFIRE</b>					<b>CIRRUS</b>				
V6 3.2L 195 CID F.I.		L	3643	23643	L4 2.4L 2429cc Turbo (Mex.)			N/A <sup>61</sup>	N/A <sup>61</sup>
<b>INTREPID (CANADIAN)</b>					V6 2.7L FI DOHC (Mex.)				
V6 2.7L 167 CID	EER	R	N/S	N/S	<b>CONCORDE</b>				
V6 3.5L 215 CID	EGF	M,G	N/S	N/S	V6 2.7L 167 CID	EER	R	N/S	N/S
	EGF	V	N/S	N/S	V6 3.5L 215 CID		M,G	N/S	N/S
	EGG	M,G	N/S	N/S	<b>GRAND VOYAGER</b>				
	EGG	V	N/S	N/S	V6 3.8L (Mex.)				
<b>PACIFICA</b>					<b>INTREPID (CANADIAN)</b>				
V6 3.5L 215 CID		4	N/S	N/S	V6 2.7L 167 CID	EER	R	N/S	N/S
<b>PT CRUISER</b>					V6 3.5L 215 CID				
L4 2.4L 148 CID	EDZ		N/S	N/S		EGF	M,G	N/S	N/S
L4 2.4L 148 CID Turbo	EDT	8,G	N/S	N/S		EGG	M,G	N/S	N/S
<b>SEBRING</b>					<b>PROWLER</b>				
L4 2.4L 148 CID	EDZ	G	N/S	N/S	V6 3.5L 215 CID				
	EDZ	X,J	N/S	N/S	<b>PT CRUISER</b>				
V6 2.7L 167 CID	EER	R,T	N/S	N/S	L4 2.4L 148 CID				
V6 3.0L 181 CID SOHC		H	N/S	N/S	EDZ				
<b>TOWN &amp; COUNTRY</b>					<b>SEBRING</b>				
V6 3.3L 201 CID	EGV	3,R	N/S	N/S	L4 2.4L 148 CID				
V6 3.8L 230 CID	EGL	L	N/S	N/S		EDZ	G	N/S	N/S
<b>2003</b>					V6 2.7L 167 CID				
<b>300M</b>					V6 3.0L 181 CID				
V6 3.5L 215 CID		G,K	N/S	N/S		EER	R	N/S	N/S
<b>CIRRUS</b>					<b>TOWN &amp; COUNTRY</b>				
L4 2.4L 2429cc Turbo (Mex.)			N/A <sup>61</sup>	N/A <sup>61</sup>	V6 3.3L 201 CID				
V6 2.7L FI DOHC (Mex.)			N/S	N/S	V6 3.8L 230 CID				
<b>CONCORDE</b>					<b>VOYAGER</b>				
V6 2.7L 167 CID	EER	R	N/S	N/S	L4 2.4L 148 CID				
V6 3.5L 215 CID		M,G	N/S	N/S	V6 3.3L 201 CID				
<b>INTREPID (CANADIAN)</b>					<b>2001</b>				
V6 2.7L 167 CID	EER	R	N/S	N/S	<b>300M</b>				
V6 3.5L 215 CID	EGF	M,G	N/S	N/S	V6 3.5L 215 CID				
	EGF	V	N/S	N/S	<b>CIRRUS</b>				
	EGG	M,G	N/S	N/S	L4 2.4L 2429cc Turbo (Mex.)				
	EGG	V	N/S	N/S	V6 2.7L FI DOHC (Mex.)				
<b>PT CRUISER</b>					<b>CONCORDE</b>				
L4 2.4L 148 CID	EDZ	B	N/S	N/S	V6 2.7L 167 CID				
L4 2.4L 148 CID Turbo	EDT	G	N/S	N/S	V6 3.2L 197 CID				
<b>SEBRING</b>					<b>INTREPID (CANADIAN)</b>				
L4 2.4L 148 CID	EDZ	G	N/S	N/S	V6 2.7L 167 CID				
	EDZ	X	N/S	N/S	V6 3.2L 197 CID				
V6 2.7L 167 CID	EER	R,T	N/S	N/S	V6 3.5L 215 CID				
V6 3.0L 181 CID SOHC		H	N/S	N/S		EGF	G	N/S	N/S
<b>TOWN &amp; COUNTRY</b>					<b>LHS</b>				
V6 3.3L 201 CID	EGV	3,R	300020	23734	V6 3.5L 215 CID				
V6 3.8L 230 CID	EGL	L	300020	23734	<b>PROWLER</b>				
<b>VOYAGER</b>					V6 3.5L 215 CID				
L4 2.4L 148 CID	EDZ	B	300020	23734	<b>PT CRUISER</b>				
V6 3.3L 201 CID	EGV	3,R	300020	23734	L4 2.4L 148 CID				
<b>2002</b>					<b>SEBRING</b>				
<b>300M</b>					L4 2.4L 148 CID				
V6 3.5L 215 CID		G,K	N/S	N/S		EDZ	G	N/S	N/S
<b>2001</b>					V6 2.7L 167 CID				
<b>300M</b>					V6 3.0L 181 CID				
V6 3.5L 215 CID		G	N/S	N/S		EER	U	N/S	N/S
<b>CIRRUS</b>					<b>TOWN &amp; COUNTRY</b>				
L4 2.4L 2429cc Turbo (Mex.)			N/A <sup>61</sup>	N/A <sup>61</sup>	V6 3.3L 201 CID				
V6 2.7L FI DOHC (Mex.)			N/S	N/S	V6 3.8L 230 CID				
<b>CONCORDE</b>					<b>2000</b>				
V6 2.7L 167 CID	EER	R	N/S	N/S	<b>300M</b>				
V6 3.2L 197 CID		J	N/S	N/S	V6 3.5L 215 CID				
V6 3.5L 215 CID	EGF	G	N/S	N/S	<b>PROWLER</b>				
	EGG	G	N/S	N/S	V6 3.5L 215 CID				
<b>INTREPID (CANADIAN)</b>					<b>PT CRUISER</b>				
V6 2.7L 167 CID	EER	R	N/S	N/S	L4 2.4L 148 CID				
V6 3.2L 197 CID		J	N/S	N/S	EDZ				
V6 3.5L 215 CID		G	N/S	N/S	<b>SEBRING</b>				
	EGF	G	N/S	N/S	L4 2.4L 148 CID				
	EGG	G	N/S	N/S		EDZ	X	N/S	N/S
<b>LHS</b>					V6 2.7L 167 CID				
V6 3.5L 215 CID		G	N/S	N/S	V6 3.0L 181 CID				
<b>PROWLER</b>					<b>TOWN &amp; COUNTRY</b>				
V6 3.5L 215 CID		G	N/S	N/S	V6 3.3L 201 CID				
<b>PT CRUISER</b>					V6 3.8L 230 CID				
L4 2.4L 148 CID	EDZ	B	N/S	N/S		EGV	3,G,R	300020	23734
<b>SEBRING</b>					<b>2000</b>				
L4 2.4L 148 CID					V6 3.5L 215 CID				
	EDZ	X	N/S	N/S	<b>300M</b>				
V6 2.7L 167 CID	EER	U	N/S	N/S	V6 3.5L 215 CID				
V6 3.0L 181 CID		H	N/S	N/S	<b>PROWLER</b>				
<b>TOWN &amp; COUNTRY</b>					V6 3.5L 215 CID				
V6 3.3L 201 CID	EGV	3,G,R	300020	23734	<b>PT CRUISER</b>				
V6 3.8L 230 CID	EGL	L	300020	23734	L4 2.4L 148 CID				

See pages 13-16 for footnotes.

*Italicized Part Numbers May Not Be Available.*  
Las piezas con números en *italicas* pueden no estar disponibles.  
Les numéros de pièce en *italiques* peuvent ne pas être disponibles.



Pass Car Light Truck Fuel Filter Section

CHRYSLER 2001 —  
DODGE (ALSO SEE RAM) 2021

Year/Año/Année Model/Modelo/Modèle Engine/Motor/Moteur	Eng. Code Código de motor Code moteur	VIN NIV NIV	GOLD Fuel Combustible Carburant	ProSelect Fuel Combustible Carburant	Year/Año/Année Model/Modelo/Modèle Engine/Motor/Moteur	Eng. Code Código de motor Code moteur	VIN NIV NIV	GOLD Fuel Combustible Carburant	ProSelect Fuel Combustible Carburant
<b>CHRYSLER (Cont'd/Suite)</b>					<b>DAEWOO / CHEVROLET (Cont'd/Suite)</b>				
<b>2001 (Cont'd/Suite)</b>					<b>2002 (Cont'd/Suite)</b>				
<b>VOYAGER</b>					<b>LANOS (Cont'd/Suite)</b>				
L4 2.4L 148 CID	EDZ	B	300020	23734	L4 1.6L 1598cc		6	3425	N/A
V6 3.3L 201 CID	EGV	3,R	300020	23734	<b>LEGANZA</b>				
<b>CITROËN</b>					L4 2.2L 2198cc				
<b>2015</b>					<b>NUBIRA</b>				
<b>JUMPY II (DISPATCH II)</b>					L4 2.0L 1998cc				
1.6 HDi (Mex.)			308360	N/A	<b>2001</b>				
<b>2014</b>					<b>LANOS</b>				
<b>JUMPY II (DISPATCH II)</b>					L4 1.5L 1498cc				
1.6 HDi (Mex.)			308360	N/A	L4 1.6L 1598cc		6	3425	N/A
<b>2013</b>					<b>LEGANZA</b>				
<b>JUMPY II (DISPATCH II)</b>					L4 2.2L 2198cc				
1.6 HDi (Mex.)			308360	N/A	<b>NUBIRA</b>				
<b>2012</b>					L4 2.0L 1998cc				
<b>C3 Picasso</b>					<b>DODGE (ALSO SEE RAM)</b>				
L4 1.6L 1587cc (Mex.)			308034	N/A	<b>2023</b>				
<b>JUMPY II (DISPATCH II)</b>					<b>CHALLENGER</b>				
1.6 HDi (Mex.)			308360	N/A	V6 3.6L 3604cc 220 CID	ERB		N/S	N/S
<b>2011</b>					V8 5.7L		T	N/S	N/S
<b>C3 Picasso</b>					V8 6.2L 376 CID Super Charged	ESD		N/S	N/S
L4 1.6L 1587cc (Mex.)			308034	N/A	V8 6.4L	J		N/S	N/S
<b>JUMPY II (DISPATCH II)</b>					<b>CHARGER</b>				
1.6 HDi (Mex.)			308360	N/A	V6 3.6L 3604cc 220 CID Flex	ERB		N/S	N/S
<b>2010</b>					V8 5.7L 345 CID	EZH	T	N/S	N/S
<b>C3 Picasso</b>					V8 6.2L 376 CID Super Charged	ESD		N/S	N/S
L4 1.6L 1587cc (Mex.)			308034	N/A	V8 6.4L 6424cc 392 CID	ESG		N/S	N/S
<b>JUMPY II (DISPATCH II)</b>					<b>DURANGO</b>				
1.6 HDi (Mex.)			308360	N/A	V6 3.6L 3604cc 220 CID Flex	ERB		N/S	N/S
<b>2009</b>					V8 5.7L 345 CID	EZH		N/S	N/S
<b>JUMPY II (DISPATCH II)</b>					V8 6.2L 376 CID Super Charged	ESD		N/S	N/S
1.6 HDi (Mex.)			308360	N/A	V8 6.4L 6400CC 392CID			N/S	N/S
<b>2008</b>					<b>2022</b>				
<b>JUMPY II (DISPATCH II)</b>					<b>CHALLENGER</b>				
1.6 HDi (Mex.)			308360	N/A	V6 3.6L 3604cc 220 CID	ERB		N/S	N/S
<b>2007</b>					V8 5.7L		T	N/S	N/S
<b>JUMPY II (DISPATCH II)</b>					V8 6.2L 376 CID Super Charged	ESD		N/S	N/S
1.6 HDi (Mex.)			308360	N/A	V8 6.4L	J		N/S	N/S
<b>2006</b>					<b>CHARGER</b>				
<b>JUMPY II (DISPATCH II)</b>					V6 3.6L 3604cc 220 CID Flex	ERB		N/S	N/S
1.6 HDi (Mex.)			308360	N/A	V8 5.7L 345 CID	EZH	T	N/S	N/S
<b>2005</b>					V8 6.2L 376 CID Super Charged	ESD		N/S	N/S
<b>JUMPY II (DISPATCH II)</b>					V8 6.4L 6424cc 392 CID	ESG		N/S	N/S
<b>2004</b>					<b>DURANGO</b>				
<b>KALOS</b>					V6 3.6L 3604cc 220 CID Flex	ERB		N/S	N/S
L4 1.5L 1498cc (Mex.)			3850	N/A	V8 5.7L 345 CID	EZH		N/S	N/S
<b>2003</b>					V8 6.2L 376 CID Super Charged	ESD		N/S	N/S
<b>KALOS</b>					V8 6.4L 6400CC 392CID			N/S	N/S
L4 1.5L 1498cc (Mex.)			3850	N/A	<b>2021</b>				
<b>2002</b>					<b>CHALLENGER</b>				
<b>LANOS</b>					V6 3.6L 3604cc 220 CID	ERB		N/S	N/S
L4 1.5L 1498cc			3425	N/A	V8 5.7L		T	N/S	N/S
<b>2001</b>					V8 6.2L 376 CID Super Charged	ESD		N/S	N/S
<b>2000</b>					V8 6.4L	J		N/S	N/S

See pages 13-16 for footnotes.

*Italicized Part Numbers May Not Be Available.*  
Las piezas con números en *italicas* pueden no estar disponibles.  
Les numéros de pièce en *italiques* peuvent ne pas être disponibles.

P  
a  
s  
s  
C  
a  
r  
L  
i  
g  
h  
t  
T  
r  
u  
c  
k  
F  
u  
e  
l  
F  
i  
l  
t  
e  
r  
s



DODGE (ALSO SEE RAM) 2021-2017

Pass Car Light Truck Fuel Filter Section

Year/Año/Année Model/Modelo/Modèle Engine/Motor/Moteur	Eng. Code Código de motor Code moteur	VIN NIV NIV	GOLD Fuel Combustible Carburant	ProSelect Fuel Combustible Carburant	Year/Año/Année Model/Modelo/Modèle Engine/Motor/Moteur	Eng. Code Código de motor Code moteur	VIN NIV NIV	GOLD Fuel Combustible Carburant	ProSelect Fuel Combustible Carburant
<b>DODGE (ALSO SEE RAM) (Cont'd/Suite)</b>					<b>DODGE (ALSO SEE RAM) (Cont'd/Suite)</b>				
<b>2021 (Cont'd/Suite)</b>					<b>2018</b>				
<b>CHARGER</b>					<b>CHALLENGER</b>				
V6 3.6L 3604cc 220 CID Flex	ERB		N/S	N/S	V6 3.6L 3604cc 220 CID	ERB		N/S	N/S
V8 5.7L 345 CID	EZH	T	N/S	N/S	V8 5.7L		T	N/S	N/S
V8 6.2L 376 CID Super Charged	ESD		N/S	N/S	V8 6.2L 376 CID Super Charged	ESD		N/S	N/S
V8 6.4L 6424cc 392 CID	ESG		N/S	N/S	V8 6.4L 6400CC 392CID			N/S	N/S
<b>DURANGO</b>					<b>CHALLENGER DEMON</b>				
V6 3.6L 3604cc 220 CID Flex	ERB		N/S	N/S	V8 6.2L 6200CC 378CID Super Charged	Hemi Demon		N/S	N/S
V8 5.7L 345 CID	EZH		N/S	N/S	<b>CHARGER</b>				
V8 6.2L 376 CID Super Charged	ESD		N/S	N/S	V6 3.6L 3604cc 220 CID Flex	ERB		N/S	N/S
V8 6.4L 6400CC 392CID			N/S	N/S	V8 5.7L 345 CID	EZH	T	N/S	N/S
<b>2020</b>					<b>CHARGER Pursuit</b>				
<b>CHALLENGER</b>					V8 5.7L 345 CID				
V6 3.6L 3604cc 220 CID	ERB		N/S	N/S	<b>DURANGO</b>				
V8 5.7L		T	N/S	N/S	V6 3.6L 3604cc 220 CID Flex	ERB		N/S	N/S
V8 6.2L 376 CID Super Charged	ESD		N/S	N/S	V8 5.7L 345 CID	EZH		N/S	N/S
V8 6.4L		J	N/S	N/S	V8 6.4L 6400CC 392CID			N/S	N/S
<b>CHARGER</b>					<b>GRAND CARAVAN</b>				
V6 3.6L 3604cc 220 CID Flex	ERB		N/S	N/S	V6 3.6L 3604cc 220 CID Flex				
V8 5.7L 345 CID	EZH	T	N/S	N/S	JOURNEY				
V8 6.2L 376 CID Super Charged	ESD		N/S	N/S	L4 2.4L 2360cc 144 CID	ED3	B	N/S	N/S
V8 6.4L 6424cc 392 CID	ESG		N/S	N/S	<b>2017</b>				
<b>DURANGO</b>					<b>CHALLENGER</b>				
V6 3.6L 3604cc 220 CID Flex	ERB		N/S	N/S	V6 3.6L 3604cc 220 CID	ERB	G	N/S	N/S
V8 5.7L 345 CID	EZH		N/S	N/S	V8 5.7L 345 CID	EZH	T	N/S	N/S
V8 6.4L 6400CC 392CID			N/S	N/S	V8 6.2L 376 CID Super Charged	ESD	9	N/S	N/S
<b>GRAND CARAVAN</b>					V8 6.4L 6424cc 392 CID				
V6 3.6L 3604cc 220 CID Flex					ESG				
JOURNEY					ESH				
L4 2.4L 2360cc 144 CID					CHARGER				
<b>2019</b>					V6 3.6L 3604cc 220 CID Flex				
<b>CHALLENGER</b>					V8 5.7L 345 CID				
V6 3.6L 3604cc 220 CID	ERB		N/S	N/S	<b>DURANGO</b>				
V8 5.7L		T	N/S	N/S	V6 3.6L 3604cc 220 CID Flex	ERB		N/S	N/S
V8 6.2L 376 CID Super Charged	ESD		N/S	N/S	V8 5.7L 345 CID	EZH		N/S	N/S
V8 6.4L		J	N/S	N/S	V8 6.2L 376 CID Super Charged	ESD		N/S	N/S
<b>CHARGER</b>					V8 6.4L 6424cc 392 CID				
V6 3.6L 3604cc 220 CID Flex	ERB		N/S	N/S	<b>CHARGER Pursuit</b>				
V8 5.7L 345 CID	EZH	T	N/S	N/S	V8 5.7L 345 CID				
V8 6.2L 376 CID Super Charged	ESD		N/S	N/S	V8 5.7L 345 CID				
V8 6.4L 6424cc 392 CID	ESG		N/S	N/S	<b>DURANGO</b>				
<b>CHARGER Pursuit</b>					V6 3.6L 3604cc 220 CID Flex				
V8 5.7L 345 CID	EZH		N/S	N/S	V8 5.7L 345 CID				
<b>DURANGO</b>					<b>GRAND CARAVAN</b>				
V6 3.6L 3604cc 220 CID Flex	ERB		N/S	N/S	V6 3.6L 3604cc 220 CID				
V8 5.7L 345 CID	EZH		N/S	N/S	V6 3.6L 3604cc 220 CID Flex				
V8 6.4L 6400CC 392CID			N/S	N/S	<b>JOURNEY</b>				
<b>GRAND CARAVAN</b>					L4 2.4L 2360cc 144 CID				
V6 3.6L 3604cc 220 CID Flex					V6 3.6L 3604cc 220 CID				
JOURNEY					V6 3.6L 3604cc 220 CID Flex				
L4 2.4L 2360cc 144 CID	ED3	B	N/S	N/S	<b>VIPER</b>				
V6 3.6L 3604cc 220 CID	ERB	G	N/S	N/S	V10 8.4L 515 CID				
V6 3.6L 3604cc 220 CID Flex	ERB	G	N/S	N/S	EWE				
<b>RAM 4000</b>									
V8 5.7L 345 CID HEMI (Mex.)									

See pages 13-16 for footnotes.



Pass Car Light Truck Fuel Filter Section

DODGE (ALSO SEE RAM) 2016-2013

Year/Año/Année Model/Modelo/Modèle Engine/Motor/Moteur	Eng. Code Código de motor Code moteur	VIN NIV NIV	GOLD Fuel Combustible Carburant	ProSelect Fuel Combustible Carburant	Year/Año/Année Model/Modelo/Modèle Engine/Motor/Moteur	Eng. Code Código de motor Code moteur	VIN NIV NIV	GOLD Fuel Combustible Carburant	ProSelect Fuel Combustible Carburant
<b>DODGE (ALSO SEE RAM) (Cont'd/Suite)</b>					<b>DODGE (ALSO SEE RAM) (Cont'd/Suite)</b>				
<b>2016</b>					<b>2014</b>				
<b>CHALLENGER</b>					<b>ATTITUDE</b>				
V6 3.6L 3604cc 220 CID	ERB	G	N/S	N/S	L4 1.4L 1399cc (Mex.)			N/S	N/S
V8 5.7L 345 CID	EZC	T	N/S	N/S	L4 1.6L 1599cc (Mex.)			N/S	N/S
	EZH	T	N/S	N/S	<b>AVENGER</b>				
V8 6.2L 376 CID Super Charged	ESD	9	N/S	N/S	L4 2.4L 2360cc 144 CID	ED3	B	N/S	N/S
V8 6.4L 6424cc 392 CID	ESG	J	N/S	N/S		EDG	B	N/S	N/S
	ESH	J	N/S	N/S	V6 3.6L 3604cc 220 CID	ERB	G	N/S	N/S
<b>CHARGER</b>					<b>CHALLENGER</b>				
V6 3.6L 3604cc 220 CID Flex	ERB	G	N/S	N/S	V6 3.6L 3604cc 220 CID	ERB	G	N/S	N/S
V8 5.7L 345 CID	EZH	T	N/S	N/S	V8 5.7L 345 CID	EZC	T	N/S	N/S
V8 6.2L 376 CID Super Charged	ESD	9	N/S	N/S		EZH	T	N/S	N/S
V8 6.4L 6424cc 392 CID	ESG	J	N/S	N/S	V8 6.4L 6424cc 392 CID	ESG	J	N/S	N/S
<b>CHARGER Pursuit</b>						ESH	J	N/S	N/S
V8 5.7L 345 CID	EZH		N/S	N/S	<b>CHARGER</b>				
<b>DART</b>					V6 3.6L 3604cc 220 CID	ERB	G	N/S	N/S
L4 1.4L 1368cc 83 CID Turbo	EAF	H	N/S	N/S	V8 5.7L 345 CID	EZH	T	N/S	N/S
L4 2.0L 1995cc 122 CID	ECN		N/S	N/S	V8 6.4L 6424cc 392 CID	ESG	J	N/S	N/S
L4 2.4L 2360cc 144 CID	ED6		N/S	N/S	<b>DART</b>				
<b>DURANGO</b>					L4 1.4L 1368cc 83 CID Turbo	EAF	H	N/S	N/S
V6 3.6L 3604cc 220 CID Flex	ERB		N/S	N/S	L4 2.0L 1995cc 122 CID	ECK		N/S	N/S
V8 5.7L 345 CID	EZH		N/S	N/S	L4 2.4L 2360cc 144 CID	ED6		N/S	N/S
<b>GRAND CARAVAN</b>					<b>DURANGO</b>				
V6 3.6L 3604cc 220 CID	ERB	G	N/S	N/S	V6 3.6L 3604cc 220 CID Flex	ERB		N/S	N/S
V6 3.6L 3604cc 220 CID Flex	ERB	G	N/S	N/S	V8 5.7L 345 CID	EZH		N/S	N/S
<b>JOURNEY</b>					<b>GRAND CARAVAN</b>				
L4 2.4L 2360cc 144 CID	ED3	B	N/S	N/S	V6 3.6L 3604cc 220 CID	ERB		N/S	N/S
V6 3.6L 3604cc 220 CID	ERB	G	N/S	N/S	V6 3.6L 3604cc 220 CID Flex	ERB	G	N/S	N/S
V6 3.6L 3604cc 220 CID Flex	ERB	G	N/S	N/S	<b>i10</b>				
<b>VIPER</b>					L4 1.1L 1086CC 66CID (Mex.)			N/S	N/S
V10 8.4L 515 CID	EWE		N/S	N/S	<b>JOURNEY</b>				
<b>2015</b>					L4 2.4L 2360cc 144 CID	ED3	B	N/S	N/S
<b>CHALLENGER</b>					V6 3.6L 3604cc 220 CID	ERB	G	N/S	N/S
V6 3.6L 3604cc 220 CID	ERB	G	N/S	N/S	<b>2013</b>				
V8 5.7L 345 CID	EZC	T	N/S	N/S	<b>ATTITUDE</b>				
V8 6.2L 376 CID Super Charged	ESD	9	N/S	N/S	L4 1.4L 1399cc (Mex.)			N/S	N/S
V8 6.4L 6424cc 392 CID	ESH	J	N/S	N/S	L4 1.6L 1599cc (Mex.)			N/S	N/S
<b>CHARGER</b>					<b>AVENGER</b>				
V6 3.6L 3604cc 220 CID	ERB	G	N/S	N/S	L4 2.4L 2360cc 144 CID	ED3	B	N/S	N/S
V8 5.7L 345 CID	EZH	T	N/S	N/S		EDG	B	N/S	N/S
V8 6.2L 376 CID Super Charged	ESD	9	N/S	N/S	V6 3.6L 3604cc 220 CID	ERB	G	N/S	N/S
V8 6.4L 6424cc 392 CID	ESG	J	N/S	N/S	<b>CHALLENGER</b>				
<b>DART</b>					V6 3.6L 3604cc 220 CID	ERB	G	N/S	N/S
L4 1.4L 1368cc 83 CID Turbo	EAF	H	N/S	N/S	V8 5.7L 345 CID	EZC	T	N/S	N/S
L4 2.0L 1995cc 122 CID	ECK		N/S	N/S		EZH	T	N/S	N/S
L4 2.4L 2360cc 144 CID	ED6		N/S	N/S	V8 6.4L 6424cc 392 CID	ESG	J	N/S	N/S
<b>DURANGO</b>						ESH	J	N/S	N/S
V6 3.6L 3604cc 220 CID Flex	ERB		N/S	N/S	<b>CHARGER</b>				
V8 5.7L 345 CID	EZH		N/S	N/S	V6 3.6L 3604cc 220 CID	ERB	G	N/S	N/S
<b>GRAND CARAVAN</b>					V8 5.7L 345 CID	EZH	T	N/S	N/S
V6 3.6L 3604cc 220 CID Flex	ERB	G	N/S	N/S	V8 6.4L 6424cc 392 CID	ESG	J	N/S	N/S
<b>JOURNEY</b>					<b>DART</b>				
L4 2.4L 2360cc 144 CID	ED3	B	N/S	N/S	L4 1.4L 1368cc 83 CID Turbo	EAF	H	N/S	N/S
V6 3.6L 3604cc 220 CID	ERB	G	N/S	N/S	L4 2.0L 1995cc 122 CID	ECK	A	N/S	N/S
<b>VIPER</b>					L4 2.4L 2360cc 144 CID	ED3		N/S	N/S
V10 8.4L 515 CID	EWE		N/S	N/S					

See pages 13-16 for footnotes.

*Italicized Part Numbers May Not Be Available.*  
 Las piezas con números en *italicas* pueden no estar disponibles.  
 Les numéros de pièce en *italiques* peuvent ne pas être disponibles.

P  
a  
s  
s  
C  
a  
r  
L  
i  
g  
h  
t  
T  
r  
u  
c  
k  
F  
u  
e  
l  
F  
i  
l  
t  
e  
r  
s



DODGE (ALSO SEE RAM) 2013-2010

Pass Car Light Truck Fuel Filter Section

Year/Año/Année Model/Modelo/Modèle Engine/Motor/Moteur	Eng. Code Código de motor Code moteur	VIN NIV NIV	GOLD Fuel Combustible Carburant	ProSelect Fuel Combustible Carburant	Year/Año/Année Model/Modelo/Modèle Engine/Motor/Moteur	Eng. Code Código de motor Code moteur	VIN NIV NIV	GOLD Fuel Combustible Carburant	ProSelect Fuel Combustible Carburant
<b>DODGE (ALSO SEE RAM) (Cont'd/Suite)</b>					<b>DODGE (ALSO SEE RAM) (Cont'd/Suite)</b>				
<b>2013 (Cont'd/Suite)</b>					<b>2012 (Cont'd/Suite)</b>				
<b>DURANGO</b>					<b>RAM 4000 CHASIS CABINA DIESEL 4X2</b>				
V6 3.6L 3604cc 220 CID Flex	ERB		N/S	N/S	V8 6.7L 6700cc Turbo Diesel (Mex.)			3255	23255
V8 5.7L 345 CID	EZH		N/S	N/S	<b>RAM 4000 CHASIS CABINA P 4X2</b>				
<b>GRAND CARAVAN</b>					V8 5.7L 5700cc VVT (Mex.)				
V6 3.6L 3604cc 220 CID	ERB		N/S	N/S	<b>RAM QUAD CAB SLT 4X2</b>				
V6 3.6L 3604cc 220 CID Flex	ERB	G	N/S	N/S	V8 5.7L 5700cc MDS VCT (Mex.)				
<b>JOURNEY</b>					<b>2011</b>				
L4 2.4L 2360cc 144 CID	ED3	B	N/S	N/S	<b>ATOS</b>				
V6 3.6L 3604cc 220 CID	ERB	G	N/S	N/S	L4 1.1L 1086cc (Mex.)				
<b>VIPER</b>					L4 1.4L 1399cc (Mex.)				
V10 8.4L 515 CID (Mex.)	EWE		N/S	N/S	L4 1.6L 1599cc (Mex.)				
<b>VIPER SRT-10</b>					<b>AVENGER</b>				
V10 8.4L 515 CID	EWE		N/S	N/S	L4 2.0L 1998cc (Mex.)				
<b>2012</b>					L4 2.4L 2360cc 144 CID				
<b>ATOS</b>					L4 2.4L 2360cc 144 CID				
L4 1.1L 1086cc (Mex.)			308310	N/A	V6 3.6L 3604cc 220 CID				
<b>ATTITUDE</b>					<b>CALIBER</b>				
L4 1.4L 1399cc (Mex.)			N/S	N/S	L4 2.0L 1995cc 122 CID				
L4 1.6L 1599cc (Mex.)			N/S	N/S	L4 2.4L 2360cc 144 CID				
<b>AVENGER</b>					<b>CHALLENGER</b>				
L4 2.4L 2360cc 144 CID	ED3	B	N/S	N/S	V6 3.6L 3604cc 220 CID				
V6 3.6L 3604cc 220 CID	ERB	G	N/S	N/S	V8 5.7L 345 CID				
<b>CALIBER</b>					V8 6.4L 6424cc 392 CID				
L4 2.0L 1995cc 122 CID	ECN	A	N/S	N/S	<b>CHARGER</b>				
L4 2.4L 2360CC 144CID (Mex.)			N/S	N/S	V6 3.6L 3604cc 220 CID				
<b>CHALLENGER</b>					V6 3.6L 3604cc 220 CID				
V6 3.6L 3604cc 220 CID	ERB	G	N/S	N/S	V8 5.7L 345 CID				
V8 5.7L 345 CID	EZC	T	N/S	N/S	<b>DAKOTA</b>				
	EZH	T	N/S	N/S	V6 3.7L 226 CID				
V8 6.4L 6424cc 392 CID	ESG	J	N/S	N/S	V8 4.7L 285 CID Flex				
	ESH	J	N/S	N/S	V8 4.7L 285 CID Flex				
<b>CHARGER</b>					<b>DURANGO</b>				
V6 3.6L 3604cc 220 CID	ERB	G	N/S	N/S	V6 3.6L 3604cc 220 CID Flex				
V8 5.7L 345 CID	EZC	T	N/S	N/S	V8 5.7L 345 CID				
	EZH	T	N/S	N/S	<b>GRAND CARAVAN</b>				
V8 6.4L 6424cc 392 CID	ESG	J	N/S	N/S	V6 3.6L 3604cc 220 CID				
	ESH	J	N/S	N/S	V6 3.6L 3604cc 220 CID Flex				
<b>CHARGER</b>					V6 3.6L 3604cc 220 CID				
V6 3.6L 3604cc 220 CID	ERB	G	N/S	N/S	V6 3.6L 3604cc 220 CID Flex				
V8 5.7L 345 CID	EZC	T	N/S	N/S	<b>JOURNEY</b>				
	EZH	T	N/S	N/S	L4 2.4L 2360cc 144 CID				
V8 6.4L 6424cc 392 CID	ESG	J	N/S	N/S	V6 3.6L 3604cc 220 CID				
	ESH	J	N/S	N/S	<b>NITRO</b>				
<b>CHARGER</b>					V6 3.7L 225 CID				
V6 3.6L 3604cc 220 CID	ERB	G	N/S	N/S	V6 4.0L 241 CID				
V8 5.7L 345 CID	EZC	T	N/S	N/S	<b>PICKUP RAM SERIES (UP TO 5500 SERIES)</b>				
V8 6.4L 6424cc 392 CID	ESG	J	N/S	N/S	L6 3.7L 3687cc 225 CID				
	ESH	J	N/S	N/S	L6 6.7L 408 CID Turbo Diesel				
<b>CHARGER</b>					V8 4.7L 287 CID				
V6 3.6L 3604cc 220 CID	ERB	G	N/S	N/S	V8 5.7L 345 CID				
V8 5.7L 345 CID	EZC	T	N/S	N/S	<b>2010</b>				
V8 6.4L 6424cc 392 CID	ESG	J	N/S	N/S	<b>ATOS</b>				
	ESH	J	N/S	N/S	L4 1.1L 1086cc (Mex.)				
<b>CHARGER</b>					L4 1.4L 1399cc (Mex.)				
V6 3.6L 3604cc 220 CID	ERB	G	N/S	N/S	L4 1.6L 1599cc (Mex.)				
V8 5.7L 345 CID	EZC	T	N/S	N/S	<b>ATTITUDE</b>				
V8 6.4L 6424cc 392 CID	ESG	J	N/S	N/S	L4 1.4L 1399cc (Mex.)				
	ESH	J	N/S	N/S	L4 1.6L 1599cc (Mex.)				
<b>CHARGER</b>					<b>ATOS</b>				
V6 3.6L 3604cc 220 CID	ERB	G	N/S	N/S	L4 1.1L 1086cc (Mex.)				
V8 5.7L 345 CID	EZC	T	N/S	N/S	L4 1.4L 1399cc (Mex.)				
V8 6.4L 6424cc 392 CID	ESG	J	N/S	N/S	L4 1.6L 1599cc (Mex.)				
	ESH	J	N/S	N/S	<b>ATTITUDE</b>				
<b>CHARGER</b>					L4 1.4L 1399cc (Mex.)				
V6 3.6L 3604cc 220 CID	ERB	G	N/S	N/S	L4 1.6L 1599cc (Mex.)				
V8 5.7L 345 CID	EZC	T	N/S	N/S	<b>ATTITUDE</b>				
V8 6.4L 6424cc 392 CID	ESG	J	N/S	N/S	L4 1.4L 1399cc (Mex.)				
	ESH	J	N/S	N/S	L4 1.6L 1599cc (Mex.)				
<b>CHARGER</b>					<b>ATTITUDE</b>				
V6 3.6L 3604cc 220 CID	ERB	G	N/S	N/S	L4 1.4L 1399cc (Mex.)				
V8 5.7L 345 CID	EZC	T	N/S	N/S	L4 1.6L 1599cc (Mex.)				
V8 6.4L 6424cc 392 CID	ESG	J	N/S	N/S	<b>ATTITUDE</b>				
	ESH	J	N/S	N/S	L4 1.4L 1399cc (Mex.)				
<b>CHARGER</b>					L4 1.6L 1599cc (Mex.)				
V6 3.6L 3604cc 220 CID	ERB	G	N/S	N/S	<b>ATTITUDE</b>				
V8 5.7L 345 CID	EZC	T	N/S	N/S	L4 1.4L 1399cc (Mex.)				
V8 6.4L 6424cc 392 CID	ESG	J	N/S	N/S	L4 1.6L 1599cc (Mex.)				
	ESH	J	N/S	N/S	<b>ATTITUDE</b>				
<b>CHARGER</b>					L4 1.4L 1399cc (Mex.)				
V6 3.6L 3604cc 220 CID	ERB	G	N/S	N/S	L4 1.6L 1599cc (Mex.)				
V8 5.7L 345 CID	EZC	T	N/S	N/S	<b>ATTITUDE</b>				
V8 6.4L 6424cc 392 CID	ESG	J	N/S	N/S	L4 1.4L 1399cc (Mex.)				
	ESH	J	N/S	N/S	L4 1.6L 1599cc (Mex.)				
<b>CHARGER</b>					<b>ATTITUDE</b>				
V6 3.6L 3604cc 220 CID	ERB	G	N/S	N/S	L4 1.4L 1399cc (Mex.)				
V8 5.7L 345 CID	EZC	T	N/S	N/S	L4 1.6L 1599cc (Mex.)				
V8 6.4L 6424cc 392 CID	ESG	J	N/S	N/S	<b>ATTITUDE</b>				
	ESH	J	N/S	N/S	L4 1.4L 1399cc (Mex.)				
<b>CHARGER</b>					L4 1.6L 1599cc (Mex.)				
V6 3.6L 3604cc 220 CID	ERB	G	N/S	N/S	<b>ATTITUDE</b>				
V8 5.7L 345 CID	EZC	T	N/S	N/S	L4 1.4L 1399cc (Mex.)				
V8 6.4L 6424cc 392 CID	ESG	J	N/S	N/S	L4 1.6L 1599cc (Mex.)				
	ESH	J	N/S	N/S	<b>ATTITUDE</b>				
<b>CHARGER</b>					L4 1.4L 1399cc (Mex.)				
V6 3.6L 3604cc 220 CID	ERB	G	N/S	N/S	L4 1.6L 1599cc (Mex.)				
V8 5.7L 345 CID	EZC	T	N/S	N/S	<b>ATTITUDE</b>				
V8 6.4L 6424cc 392 CID	ESG	J	N/S	N/S	L4 1.4L 1399cc (Mex.)				
	ESH	J	N/S	N/S	L4 1.6L 1599cc (Mex.)				
<b>CHARGER</b>					<b>ATTITUDE</b>				
V6 3.6L 3604cc 220 CID	ERB	G	N/S	N/S	L4 1.4L 1399cc (Mex.)				
V8 5.7L 345 CID	EZC	T	N/S	N/S	L4 1.6L 1599cc (Mex.)				
V8 6.4L 6424cc 392 CID	ESG	J	N/S	N/S	<b>ATTITUDE</b>				
	ESH	J	N/S	N/S	L4 1.4L 1399cc (Mex.)				
<b>CHARGER</b>					L4 1.6L 1599cc (Mex.)				
V6 3.6L 3604cc 220 CID	ERB	G	N/S	N/S	<b>ATTITUDE</b>				
V8 5.7L 345 CID	EZC	T	N/S	N/S	L4 1.4L 1399cc (Mex.)				
V8 6.4L 6424cc 392 CID	ESG	J	N/S	N/S	L4 1.6L 1599cc (Mex.)				
	ESH	J	N/S	N/S	<b>ATTITUDE</b>				
<b>CHARGER</b>					L4 1.4L 1399cc (Mex.)				
V6 3.6L 3604cc 220 CID	ERB	G	N/S	N/S	L4 1.6L 1599cc (Mex.)				
V8 5.7L 345 CID	EZC	T	N/S	N/S	<b>ATTITUDE</b>				
V8 6.4L 6424cc 392 CID	ESG	J	N/S	N/S	L4 1.4L 1399cc (Mex.)				
	ESH	J	N/S	N/S	L4 1.6L 1599cc (Mex.)				
<b>CHARGER</b>					<b>ATTITUDE</b>				
V6 3.6L 3604cc 220 CID	ERB	G	N/S	N/S	L4 1.4L 1399cc (Mex.)				
V8 5.7L 345 CID	EZC	T	N/S	N/S	L4 1.6L 1599cc (Mex.)				
V8 6.4L 6424cc 392 CID	ESG	J	N/S	N/S	<b>ATTITUDE</b>				
	ESH	J	N/S	N/S	L4 1.4L 1399cc (Mex.)				
<b>CHARGER</b>					L4 1.6L 1599cc (Mex.)				
V6 3.6L 3604cc 220 CID	ERB	G	N/S	N/S	<b>ATTITUDE</b>				
V8 5.7L 345 CID	EZC	T	N/S	N/S	L4 1.4L 1399cc (Mex.)				
V8 6.4L 6424cc 392 CID	ESG	J	N/S	N/S	L4 1.6L 1599cc (Mex.)				
	ESH	J	N/S	N/S	<b>ATTITUDE</b>				
<b>CHARGER</b>					L4 1.4L 1399cc (Mex.)				
V6 3.6L 3604cc 220 CID	ERB	G	N/S	N/S	L4 1.6L 1599cc (Mex.)				
V8 5.7L 345 CID	EZC	T	N/S	N/S	<b>ATTITUDE</b>				
V8 6.4L 6424cc 392 CID	ESG	J	N/S	N/S	L4 1.4L 1399cc (Mex.)				
	ESH	J	N/S	N/S	L4 1.6L 1599cc (Mex.)				
<b>CHARGER</b>					<b>ATTITUDE</b>				
V6 3.6L 3604cc 220 CID	ERB	G	N/S	N/S	L4 1.4L 1399cc (Mex.)				
V8 5.7L 345 CID	EZC	T	N/S	N/S	L4 1.6L 1599cc (Mex.)				
V8 6.4L 6424cc 392 CID	ESG	J	N/S	N/S	<b>ATTITUDE</b>				
	ESH	J	N/S	N/S	L4 1.4L 1399cc (Mex.)				
<b>CHARGER</b>					L4 1.6L 1599cc (Mex.)				
V6 3.6L 3604cc 220 CID	ERB	G	N/S	N/S	<b>ATTITUDE</b>				
V8 5.7L 345 CID	EZC	T	N/S	N/S	L4 1.4L 1399cc (Mex.)				
V8 6.4L 6424cc 392 CID	ESG	J	N/S	N/S	L4 1.6L 1599cc (Mex.)				
	ESH	J	N/S	N/S	<b>ATTITUDE</b>				
<b>CHARGER</b>					L4 1.4L 1399cc (Mex.)				
V6 3.6L 3604cc 220 CID	ERB	G	N/S	N/S	L4 1.6L 1599cc (Mex.)				
V8 5.7L 345 CID	EZC	T	N/S	N/S	<b>ATTITUDE</b>				
V8 6.4L 6424cc 392 CID	ESG	J	N/S	N/S	L4 1.4L 1399cc (Mex.)				
	ESH	J	N/S	N/S	L4 1.6L 1599cc (Mex.)				
<b>CHARGER</b>					<b>ATTITUDE</b>				
V6 3.6L 3604cc 220 CID	ERB	G	N/S	N/S	L4 1.4L 1399cc (Mex.)				
V8 5.7L 345 CID	EZC	T	N/S	N/S	L4 1.6L 1599cc (Mex.)				
V8 6.4L 6424cc 392 CID	ESG	J	N/S	N/S	<b>ATTITUDE</b>				
	ESH	J	N/S	N/S	L4 1.4L 1399cc (Mex.)				
<b>CHARGER</b>					L4 1.6L 1599cc (Mex.)				
V6 3.6L 3604cc 220 CID	ERB	G	N/S	N/S	<b>ATTITUDE</b>				
V8 5.7L 345 CID	EZC	T	N/S	N/S	L4 1.4L 1399cc (Mex.)				
V8 6.4L 6424cc 392 CID	ESG	J	N/S	N/S	L4 1.6L 1599cc (Mex.)				
	ESH	J	N/S	N/S	<b>ATTITUDE</b>				
<b>CHARGER</b>					L4 1.4L 1399cc (Mex.)				
V6 3.6L 3604cc 220 CID	ERB	G	N/S	N/S	L4 1.6L 1599cc (Mex.)				
V8 5.7L 345 CID	EZC	T	N/S	N/S	<b>ATTITUDE</b>				
V8 6.4L 6424cc 392 CID	ESG	J	N/S	N/S	L4 1.4L 1399cc (Mex.)				
	ESH	J	N/S	N/S	L4 1.6L 1599cc (Mex.)				
<b>CHARGER</b>					<b>ATTITUDE</b>				
V6 3.6L 3604cc 220 CID	ERB	G	N/S	N/S	L4 1.4L 1399cc (Mex.)				
V8 5.7L 345 CID	EZC	T	N/S	N/S	L4 1.6L 1599cc (Mex.)				
V8 6.4L 6424cc 392 CID	ESG	J	N/S	N/S	<b>ATTITUDE</b>				
	ESH	J	N/S	N/S	L4 1.4L 1399cc (Mex.)				
<b>CHARGER</b>					L4 1.6L 1599cc (Mex.)				
V6 3.6L 3604cc 220 CID	ERB	G	N/S	N/S	<b>ATTITUDE</b>				
V8 5.7L 345 CID	EZC	T	N/S	N/S	L4 1.4L 1399cc (Mex.)				
V8 6.4L 6424cc 392 CID	ESG	J	N/S	N/S	L4 1.6L 1599cc (Mex.)				
	ESH	J	N/S	N/S	<b>ATTITUDE</b>				
<b>CHARGER</b>					L4 1.4L 1399cc (Mex.)				
V6 3.6L 3604cc 220 CID	ERB	G	N/S	N/S	L4 1.6L 1599cc (Mex.)				
V8 5.7L 345 CID	EZC	T	N/S	N/S	<b>ATTITUDE</b>				
V8 6.4L 6424cc 392 CID	ESG	J	N/S	N/S	L4 1.4L 1399cc (Mex.)				
	ESH	J	N/S	N/S	L4 1.6L 1599cc (Mex.)				
<b>CHARGER</b>					<b>ATTITUDE</b>				
V6 3.6L 3604cc 220 CID	ERB	G	N/S	N/S	L4 1.4L 1399cc (Mex.)				
V8 5.7L 345 CID	EZC	T	N/S	N/S	L4 1.6L 1599cc (Mex.)				







DODGE (ALSO SEE RAM) 2009-2007

Pass Car Light Truck Fuel Filter Section

Year/Año/Année Model/Modelo/Modèle Engine/Motor/Moteur	Eng. Code Código de motor Code moteur	VIN NIV NIV	GOLD Fuel Combustible Carburant	ProSelect Fuel Combustible Carburant
--	---	-------------------	--	---

Year/Año/Année Model/Modelo/Modèle Engine/Motor/Moteur	Eng. Code Código de motor Code moteur	VIN NIV NIV	GOLD Fuel Combustible Carburant	ProSelect Fuel Combustible Carburant
--	---	-------------------	--	---

DODGE (ALSO SEE RAM) (Cont'd/Suite)

DODGE (ALSO SEE RAM) (Cont'd/Suite)

**2009** (Cont'd/Suite)

**2008** (Cont'd/Suite)

**SPRINTER VAN**

V6 3.0L 2987cc Turbo Diesel	EXM	5	3934 <sup>179</sup> N/A <sup>289</sup>	23934 <sup>179</sup> N/A <sup>289</sup>
-----------------------------	-----	---	---	--

**MAGNUM (Cont'd/Suite)**

V8 6.1L 370 CID	ESF	3	N/S	N/S
-----------------	-----	---	-----	-----

**VAN 1000**

L4 2.4L 2351cc (Mex.)			3497	23497
-----------------------	--	--	------	-------

**NITRO**

V6 3.7L 225 CID	EKG	K	N/S	N/S
V6 4.0L 241 CID	EGS	6	N/S	N/S

**VIPER**

V10 8.4L 515 CID (Mex.)	EWE		N/S	N/S
-------------------------	-----	--	-----	-----

**PICKUP RAM SERIES (UP TO 5500 SERIES)**

L6 5.9L 359 CID Turbo Diesel			3585XE <sup>53</sup>	23585
L6 6.7L 408 CID Turbo Diesel		A	3733 <sup>146</sup> 4723 <sup>271</sup>	23733 <sup>146</sup> N/A <sup>271</sup>
V6 3.7L 226 CID		K	N/S	N/S
V8 4.7L OCC 285CID Flex		P	N/S	N/S
V8 5.7L 345 CID		2	N/S	N/S
		D	N/S	N/S

**VIPER SRT-10**

V10 8.4L 515 CID	EWE	Z	N/S	N/S
------------------	-----	---	-----	-----

**2008**

**ATOS**

L4 1.1L 1086cc (Mex.)			308310	N/A
-----------------------	--	--	--------	-----

**RAM 2500**

V8 5.7L 345 CID (Mex.)	EZH	T	N/A	N/A
------------------------	-----	---	-----	-----

**ATTITUDE**

L4 1.4L 1399cc (Mex.)			N/S	N/S
L4 1.6L 1599cc (Mex.)			N/S	N/S

**SPRINTER VAN**

V6 3.0L 2987cc Turbo Diesel	EXM	5	3934 N/A <sup>289</sup>	23934 N/A <sup>289</sup>
V6 3.5L 3497cc	EG2	6	N/S	N/S

**AVENGER**

L4 2.0L 2000cc (Mex.)			N/S	N/S
L4 2.4L 144 CID	EDG	K,J	N/S	N/S
V6 2.7L 167 CID	EER	R	N/S	N/S
V6 3.5L 215 CID		M	N/S	N/S

**VAN 1000**

L4 2.4L 2400cc (Mex.)			3319	23319
-----------------------	--	--	------	-------

**VIPER SRT-10**

V10 8.4L 515 CID	EWE	Z	N/S	N/S
------------------	-----	---	-----	-----

**2007**

**ATOS**

L4 1.1L 1086cc (Mex.)			308310	N/A
-----------------------	--	--	--------	-----

**ATTITUDE**

L4 1.4L 1399cc (Mex.)			N/S	N/S
L4 1.6L 1599cc (Mex.)			N/S	N/S

**CALIBER**

L4 1.8L 110 CID	EBA	C	N/S	N/S
L4 2.0L 1995cc 122 CID	ECN	B	N/S	N/S
L4 2.4L 2360cc 144 CID	ED3	K	N/S	N/S

**CARAVAN**

L4 2.4L 2429cc 148 CID		B	N/S	N/S
V6 3.3L 3301cc 201 CID		R	N/S	N/S
V6 3.3L 3301cc 201 CID Flex	EGV	E	N/S	N/S

**CHARGER**

V6 2.7L 167 CID	EER	R	N/S	N/S
V6 3.5L 215 CID		G	N/S	N/S
V8 5.7L 345 CID	EZC	H	N/S	N/S
V8 6.1L 370 CID	ESF	W	N/S	N/S

**DAKOTA**

V6 3.7L 226 CID			N/S	N/S
V8 4.7L 285 CID		J	N/S	N/S
		N	N/S	N/S
V8 4.7L 285 CID Flex		P	N/S	N/S

**DURANGO**

V6 3.7L 226 CID			N/S	N/S
V8 4.7L OCC 285CID		N	N/S	N/S
V8 4.7L 285 CID Flex			N/S	N/S
V8 5.7L 345 CID			N/S	N/S

**GRAND CARAVAN**

V6 3.3L 3301cc 201 CID		R	N/S	N/S
V6 3.3L 3301cc 201 CID Flex	EGV	E	N/S	N/S

**DAKOTA**

V6 3.7L 226 CID			N/S	N/S
V8 4.7L OCC 285CID		N	N/S	N/S
V8 4.7L OCC 285CID Flex		P	N/S	N/S

**DURANGO**

V6 3.7L 226 CID			N/S	N/S
V8 4.7L OCC 285CID		N	N/S	N/S
V8 4.7L OCC 285CID Flex		P	N/S	N/S
V8 5.7L 345 CID			N/S	N/S

**GRAND CARAVAN**

V6 3.3L 3301cc 201 CID		H	N/S	N/S
V6 3.3L 3301cc 201 CID Flex		H	N/S	N/S
V6 3.8L 230 CID		P	N/S	N/S
V6 4.0L 3952cc 241 CID			N/S	N/S

**H100**

L4 2.5L 2500cc Turbo Diesel (Mex.)			3128	N/A
------------------------------------	--	--	------	-----

**H100 VAN**

L4 2.5L 2500cc Turbo Diesel (Mex.)			3128	N/A
------------------------------------	--	--	------	-----

**MAGNUM**

V6 2.7L 167 CID	EER	T	N/S	N/S
V6 3.5L 215 CID		V	N/S	N/S
V8 5.7L 345 CID	EZC	2	N/S	N/S

See pages 13-16 for footnotes.



Pass Car Light Truck Fuel Filter Section

DODGE (ALSO SEE RAM) 2007-2005

Year/Año/Année Model/Modelo/Modèle Engine/Motor/Moteur	Eng. Code Código de motor Code moteur	VIN NIV NIV	GOLD Fuel Combustible Carburant	ProSelect Fuel Combustible Carburant	Year/Año/Année Model/Modelo/Modèle Engine/Motor/Moteur	Eng. Code Código de motor Code moteur	VIN NIV NIV	GOLD Fuel Combustible Carburant	ProSelect Fuel Combustible Carburant
<b>DODGE (ALSO SEE RAM) (Cont'd/Suite)</b>					<b>DODGE (ALSO SEE RAM) (Cont'd/Suite)</b>				
<b>2007 (Cont'd/Suite)</b>					<b>2006 (Cont'd/Suite)</b>				
<b>GRAND CARAVAN (Cont'd/Suite)</b>					<b>GRAND CARAVAN (Cont'd/Suite)</b>				
V6 3.8L 230 CID		L	N/S	N/S	V6 3.8L 230 CID		L	N/S	N/S
<b>H100</b>					<b>H100</b>				
L4 2.5L 2500cc Turbo Diesel (Mex.)			3128	N/A	L4 2.5L 2500cc Turbo Diesel (Mex.)			3500	23500
<b>MAGNUM</b>					<b>MAGNUM</b>				
V6 2.7L 167 CID	EER	T	N/S	N/S	V6 2.7L 167 CID	EER	T	N/S	N/S
V6 3.5L 215 CID		V	N/S	N/S	V6 3.5L 215 CID		V	N/S	N/S
V8 5.7L 345 CID	EZC	2	N/S	N/S	V8 5.7L 345 CID	EZC	2	N/S	N/S
V8 6.1L 370 CID	ESF	3	N/S	N/S	V8 6.1L 370 CID	ESF	3	N/S	N/S
<b>NITRO</b>					<b>PICKUP RAM SERIES (UP TO 5500 SERIES)</b>				
V6 3.7L 225 CID	EKG	K	N/S	N/S	L6 5.9L 359 CID Turbo Diesel			3585XE <sup>53</sup>	23585
V6 4.0L 241 CID	EGS	6	N/S	N/S	V6 3.7L 226 CID			N/S	N/S
<b>PICKUP RAM SERIES (UP TO 5500 SERIES)</b>					<b>RAM 2500</b>				
L6 5.9L 359 CID Turbo Diesel			3585XE <sup>53</sup>	23585	V8 5.7L 345 CID (Mex.)	EZH	T	N/A	N/A
L6 6.7L 408 CID Turbo Diesel		A	3733 <sup>146</sup> 4723 <sup>271</sup>	23733 <sup>146</sup> N/A <sup>271</sup>	<b>RAM SRT-10 PICKUP</b>				
V6 3.7L 226 CID		N	N/S	N/S	V10 8.3L 8275cc 505 CID		H	N/S	N/S
V8 4.7L OCC 285CID			N/S	N/S	V10 8.3L 8275cc 505 CID (Mex.)		H	N/S	N/S
V8 4.7L 285 CID Flex			N/S	N/S	<b>SPRINTER VAN</b>				
V8 5.7L 345 CID			N/S	N/S	L5 2.7L 2687cc 165 CID Turbo Diesel		4	3934 <sup>179</sup>	23934 <sup>179</sup>
<b>RAM 2500</b>					<b>STRATUS</b>				
V8 5.7L 345 CID (Mex.)	EZH	T	N/A	N/A	L4 2.0L 122 CID (Mex.)			N/A <sup>61</sup>	N/A <sup>61</sup>
<b>SPRINTER VAN</b>					<b>VERNA</b>				
V6 3.0L 2987cc Turbo Diesel	EXM	5	3934 <sup>179</sup> N/A <sup>289</sup>	23934 <sup>179</sup> N/A <sup>289</sup>	L4 1.5L 91 CID (Mex.)			3235	23235
V6 3.5L 3497cc	EG2		N/S	N/S	L4 1.6L 98 CID (Mex.)			3235	23235
<b>2006</b>					<b>VIPER SRT-10</b>				
<b>ATOS</b>					V10 8.3L 505 CID				
L4 1.1L 1086cc (Mex.)			308310	N/A		EWC	Z	N/A	N/A
<b>ATTITUDE</b>					<b>2005</b>				
L4 1.4L 1399cc (Mex.)			N/S	N/S	<b>ATOS</b>				
L4 1.6L 1599cc (Mex.)			N/S	N/S	L4 1.1L 1086cc (Mex.)				
<b>CARAVAN</b>					308310				
L4 2.4L 2429cc148 CID		B	N/S	N/S	<b>CARAVAN</b>				
V6 3.3L 3301cc 201 CID		R	300018 Std. Wb 300019 Ext. Wb	N/A Std. Wb 23577 Ext. Wb	L4 2.4L 2429cc148 CID				
V6 3.3L 3301cc 201 CID Flex	EGV	E	N/S	N/S	V6 3.3L 3301cc 201 CID				
<b>CHARGER</b>					V6 3.3L 3301cc 201 CID Flex				
V6 2.7L 167 CID	EER	R	N/S	N/S		B	N/S	N/S	N/S
V6 3.5L 215 CID		G	N/S	N/S		R	300018 Std. Wb 300019 Ext. Wb	N/A Std. Wb 23577 Ext. Wb	N/A Std. Wb 23577 Ext. Wb
V8 5.7L 345 CID	EZC	H	N/S	N/S	<b>DAKOTA</b>				
V8 6.1L 370 CID	ESF	W	N/S	N/S	V6 3.7L 226 CID	EKG	K	N/S	N/S
<b>DAKOTA</b>					V8 4.7L 285 CID				
V6 3.7L 226 CID		J	N/S	N/S		EVE	J	N/S	N/S
V8 4.7L 285 CID		N	N/S	N/S		EVE	N	N/S	N/S
<b>DURANGO</b>					<b>DURANGO</b>				
V6 3.7L 226 CID			N/S	N/S	V6 3.7L 226 CID			N/S	N/S
V8 4.7L OCC 285CID		N	N/S	N/S	V8 4.7L OCC 285CID		N	N/S	N/S
V8 4.7L 285 CID Flex			N/S	N/S	V8 5.7L 345 CID			N/S	N/S
V8 5.7L 345 CID			N/S	N/S	<b>GRAND CARAVAN</b>				
<b>GRAND CARAVAN</b>					V6 3.3L 3301cc 201 CID				
V6 3.3L 3301cc 201 CID		R	300020	23734	V6 3.3L 3301cc 201 CID Flex	EGV	E	N/S	N/S
V6 3.3L 3301cc 201 CID Flex		L	N/S	N/S	V6 3.8L 230 CID			N/S	N/S
V6 3.8L 230 CID			N/S	N/S	<b>H100</b>				
<b>H100</b>					L4 2.4L 2389CC (Mex.)				
L4 2.4L 2389CC (Mex.)			3500	23500				3500	23500

See pages 13-16 for footnotes.

*Italicized Part Numbers May Not Be Available.*  
 Las piezas con números en *italicas* pueden no estar disponibles.  
 Les numéros de pièce en *italiques* peuvent ne pas être disponibles.

P  
a  
s  
s  
C  
a  
r  
L  
i  
g  
h  
t  
T  
r  
u  
c  
k  
F  
u  
e  
l  
F  
i  
l  
t  
e  
r  
s



DODGE (ALSO SEE RAM) 2005-2003

Pass Car Light Truck Fuel Filter Section

Year/Año/Année Model/Modelo/Modelé Engine/Motor/Moteur	Eng. Code Código de motor Code moteur	VIN NIV NIV	GOLD Fuel Combustible Carburant	ProSelect Fuel Combustible Carburant	Year/Año/Année Model/Modelo/Modelé Engine/Motor/Moteur	Eng. Code Código de motor Code moteur	VIN NIV NIV	GOLD Fuel Combustible Carburant	ProSelect Fuel Combustible Carburant
<b>DODGE (ALSO SEE RAM) (Cont'd/Suite)</b>					<b>DODGE (ALSO SEE RAM) (Cont'd/Suite)</b>				
<b>2005 (Cont'd/Suite)</b>					<b>2004 (Cont'd/Suite)</b>				
<b>H100 (Cont'd/Suite)</b>					<b>H100 (Cont'd/Suite)</b>				
L4 2.5L 2500cc Turbo Diesel (Mex.)			3500	23500	L4 2.5L 2500cc Turbo Diesel (Mex.)			3500	23500
<b>MAGNUM</b>					<b>INTREPID</b>				
V6 2.7L 167 CID	EER	T	N/S	N/S	V6 2.7L 167 CID	EER	R	N/S	N/S
V6 3.5L 215 CID		V	N/S	N/S	V6 3.5L 215 CID		M,G	N/S	N/S
V8 5.7L 345 CID	EZC	2	N/S	N/S	V8 5.7L 345 CID		V	N/S	N/S
<b>NEON</b>					<b>NEON</b>				
L4 2.0L 1996cc		F	N/S	N/S	L4 2.0L 1996cc	ECF	C	N/S	N/S
		C	N/S	N/S		ECF	F	N/S	N/S
L4 2.4L 2429cc		S	N/S	N/S	L4 2.4L 2429cc		S	N/S	N/S
<b>PICKUP RAM SERIES (UP TO 5500 SERIES)</b>					<b>PICKUP RAM SERIES (UP TO 5500 SERIES)</b>				
L6 5.9L 359 CID Turbo Diesel		6,C	3585XE <sup>53</sup>	23585	L6 5.9L 359 CID Turbo Diesel		6	3585XE <sup>53</sup>	23585
V6 3.7L 226 CID			N/S	N/S	V6 3.7L 226 CID			N/S	N/S
V8 4.7L OCC 285CID		N	N/S	N/S	V8 4.7L OCC 285CID		N	N/S	N/S
V8 4.7L 285 CID Flex		N,P	N/S	N/S	V8 4.7L 287 CID Flex		P	N/S	N/S
V8 5.7L 345 CID		D	N/S	N/S	V8 5.7L 345 CID			N/S	N/S
<b>RAM 2500</b>					<b>RAM 2500</b>				
V8 5.7L 345 CID (Mex.)	EZH	T	N/A	N/A	V8 5.7L 345 CID (Mex.)	EZH	T	N/A	N/A
<b>RAM SRT-10 PICKUP</b>					<b>RAM SRT-10 PICKUP</b>				
V10 8.3L 8275cc 505 CID		H	N/S	N/S	V10 8.3L 8275cc 505 CID		H	N/S	N/S
V10 8.3L 8275cc 505 CID (Mex.)		H	N/S	N/S	V10 8.3L 8275cc 505 CID (Mex.)		H	N/S	N/S
<b>SPRINTER VAN</b>					<b>SPRINTER VAN</b>				
L5 2.7L 2687cc 165 CID Turbo Diesel		4	3934 <sup>179</sup>	23934 <sup>179</sup>	L5 2.7L 2687cc 165 CID Turbo Diesel		4	3934 <sup>179</sup>	23934 <sup>179</sup>
<b>STRATUS</b>					<b>STRATUS</b>				
L4 2.0L 122 CID (Mex.)			N/A <sup>61</sup>	N/A <sup>61</sup>	L4 2.4L 2351cc SOHC		G	N/S	N/S
L4 2.4L 2351cc		G	N/S	N/S	L4 2.4L 2429cc DOHC		X,J	N/S	N/S
L4 2.4L 2429cc		X,J	N/S	N/S	V6 2.7L 167 CID	EER	R,T	N/S	N/S
V6 2.7L 167 CID	EER	R,T	N/S	N/S	V6 3.0L 181 CID SOHC		H	N/S	N/S
V6 3.0L 181 CID		H	N/S	N/S					
<b>SX</b>					<b>SX</b>				
L4 2.0L 1996cc	ECF	C,F	N/S	N/S	L4 2.0L 1996cc	ECF	C,F	N/S	N/S
<b>VERNA</b>					<b>VERNA</b>				
L4 1.5L 91 CID (Mex.)			3235	23235	L4 1.5L 91 CID (Mex.)			3235	23235
L4 1.6L 98 CID (Mex.)			3235	23235	L4 1.6L 98 CID (Mex.)			3235	23235
<b>VIPER SRT-10</b>					<b>VIPER SRT-10</b>				
V10 8.3L 505 CID	EWC	Z	N/A	N/A	V10 8.3L 505 CID	EWC	Z	N/A	N/A
<b>2004</b>					<b>2003</b>				
<b>CARAVAN</b>					<b>CARAVAN</b>				
L4 2.4L 2429cc148 CID		B	N/S	N/S	L4 2.4L 2429cc148 CID		B	300020	23734
V6 3.3L 3301cc 201 CID		R	N/S	N/S	V6 3.3L 3301cc 201 CID			300020	23734
					V6 3.3L 3301cc 201 CID Flex		3	300020	23734
<b>DAKOTA</b>					<b>DAKOTA</b>				
V6 3.7L 226 CID	EKG	K	N/S	N/S	V6 3.9L 3906cc 239 CID		X	N/S	N/S
V8 4.7L 285 CID	EVE	N	N/S	N/S	V8 4.7L 285 CID	EVE	N	N/S	N/S
					V8 5.9L 360 CID		Z	N/S	N/S
<b>DURANGO</b>					<b>DURANGO</b>				
V6 3.7L 226 CID			N/S	N/S	V8 4.7L OCC 285CID		N	N/S	N/S
V8 4.7L OCC 285CID		N	N/S	N/S	V8 5.9L 360 CID		Z	N/S	N/S
V8 5.7L 345 CID			N/S	N/S					
<b>GRAND CARAVAN</b>					<b>GRAND CARAVAN</b>				
V6 3.3L 3301cc 201 CID		R	300020	23734	V6 3.3L 3301cc 201 CID		R	300020	23734
V6 3.3L 3301cc 201 CID Flex		3	N/S	N/S	V6 3.3L 3301cc 201 CID Flex		3	300020	23734
V6 3.8L 230 CID		L	N/S	N/S	V6 3.8L 230 CID		L	300020	23734
<b>H100</b>					<b>H100</b>				
L4 2.4L 2389CC (Mex.)			3500	23500	L4 2.4L 2389CC (Mex.)			3500	23500

See pages 13-16 for footnotes.



Pass Car Light Truck Fuel Filter Section

DODGE (ALSO SEE RAM) 2003-2001

Year/Año/Année Model/Modelo/Modèle Engine/Motor/Moteur	Eng. Code Código de motor Code moteur	VIN NIV NIV	GOLD Fuel Combustible Carburant	ProSelect Fuel Combustible Carburant	Year/Año/Année Model/Modelo/Modèle Engine/Motor/Moteur	Eng. Code Código de motor Code moteur	VIN NIV NIV	GOLD Fuel Combustible Carburant	ProSelect Fuel Combustible Carburant
<b>DODGE (ALSO SEE RAM) (Cont'd/Suite)</b>					<b>DODGE (ALSO SEE RAM) (Cont'd/Suite)</b>				
<b>2003 (Cont'd/Suite)</b>					<b>2002 (Cont'd/Suite)</b>				
<b>H100 (Cont'd/Suite)</b>					<b>INTREPID</b>				
L4 2.5L 2500cc Turbo Diesel (Mex.)			3500	23500	V6 2.7L 167 CID	EER	R	N/S	N/S
<b>INTREPID</b>					V6 3.5L 215 CID		M,G,V	N/S	N/S
V6 2.7L 167 CID	EER	R	N/S	N/S	<b>NEON</b>				
V6 3.5L 215 CID		M,G	N/S	N/S	L4 2.0L 1996cc	ECF	C	N/S	N/S
		V	N/S	N/S		ECF	F	N/S	N/S
<b>NEON</b>					<b>PICKUP RAM SERIES (UP TO 5500 SERIES)</b>				
L4 2.0L 1996cc	ECF	C	N/S	N/S	L6 5.9L 359 CID Turbo Diesel		6	3585XE <sup>53</sup>	23585
	ECF	F	N/S	N/S			7	3585XE <sup>53</sup>	23585
<b>NEON SRT4</b>					V10 8.0L 7990cc 488 CID			N/S	N/S
L4 2.4L 2429cc		S	N/S	N/S	V6 3.7L 226 CID			N/S	N/S
<b>PICKUP RAM SERIES (UP TO 5500 SERIES)</b>					V8 4.7L 0CC 285CID		N	N/S	N/S
L6 5.9L 359 CID Turbo Diesel			3585XE <sup>53</sup>	23585	V8 5.2L 5211cc 318 CID		Y	N/S	N/S
			3585XE <sup>53</sup>	23585	V8 5.9L 360 CID			N/S	N/S
V10 8.0L 7990cc 488 CID		6	N/S	N/S			5,Z	N/S	N/S
V6 3.7L 226 CID			N/S	N/S	<b>RAM VAN &amp; WAGON (UP TO 3500 SERIES)</b>				
V8 4.7L 0CC 285CID		N	N/S	N/S	V6 3.9L 3906cc 239 CID		X	N/S	N/S
V8 5.7L 345 CID			N/S	N/S	V8 5.2L 5211cc 318 CID		Y	N/S	N/S
V8 5.9L 360 CID		Z	N/S	N/S	V8 5.2L 5211cc 318 CID CNG		T	N/S	N/S
<b>RAM 2500</b>					V8 5.9L 360 CID			N/S	N/S
V8 5.7L 345 CID (Mex.)	EZH	T	N/A	N/A	<b>STRATUS</b>				
<b>RAM VAN &amp; WAGON (UP TO 3500 SERIES)</b>					L4 2.4L 2351cc SOHC		G	N/S	N/S
V6 3.9L 3906cc 239 CID		X	N/S	N/S	L4 2.4L 2429cc DOHC		X	N/S	N/S
V8 5.2L 5211cc 318 CID		Y	N/S	N/S	V6 2.7L 167 CID	EER	R	N/S	N/S
V8 5.2L 5211cc 318 CID CNG		T	N/S	N/S	V6 3.0L 181 CID SOHC		H	N/S	N/S
V8 5.9L 360 CID		Z	N/S	N/S	<b>VIPER</b>				
<b>SPRINTER VAN</b>					V10 8.0L 488 CID		E	N/A	N/A
L5 2.7L 2687cc 165 CID Turbo Diesel		1,2	3140	N/A	<b>2001</b>				
<b>STRATUS</b>					<b>CARAVAN</b>				
L4 2.4L 2351cc SOHC		G	N/S	N/S	L4 2.4L 2429cc 148 CID		B	300020	23734
L4 2.4L 2429cc DOHC		X	N/S	N/S	V6 3.3L 3301cc 201 CID			300020	23734
V6 2.7L 167 CID	EER	R,T	N/S	N/S	V6 3.3L 3301cc 201 CID Flex			300020	23734
V6 3.0L 181 CID SOHC		H	N/S	N/S		EGM	G	300020	23734
<b>SX</b>					<b>DAKOTA</b>				
L4 2.0L 1996cc	ECF	C,F	N/S	N/S	L4 2.5L 2507cc 153 CID		P	N/S	N/S
<b>VIPER SRT-10</b>					V6 3.9L 3906cc 239 CID		X	N/S	N/S
V10 8.3L 505 CID	EWC	Z	N/A	N/A	V8 4.7L 287 CID	EVE	N	N/S	N/S
<b>2002</b>					V8 5.9L 360 CID		Z	N/S	N/S
<b>CARAVAN</b>					<b>DURANGO</b>				
L4 2.4L 2429cc 148 CID		B	300020	23734	V8 4.7L 287 CID	EVE	N	N/S	N/S
V6 3.3L 3301cc 201 CID			300020	23734	V8 5.9L 360 CID		Z	N/S	N/S
V6 3.3L 3301cc 201 CID Flex		3	300020	23734	<b>GRAND CARAVAN</b>				
<b>DAKOTA</b>					V6 3.3L 3301cc 201 CID		R	300020	23734
L4 2.5L 2507cc 153 CID		P	N/S	N/S	V6 3.3L 3301cc 201 CID Flex		3	300020	23734
V6 3.9L 3906cc 239 CID		X	N/S	N/S		EGM	G	300020	23734
V8 4.7L 287 CID	EVE	N	N/S	N/S	V6 3.8L 230 CID		L	300020	23734
V8 5.9L 360 CID		Z	N/S	N/S	<b>INTREPID</b>				
<b>DURANGO</b>					V6 2.7L 167 CID		U	N/S	N/S
V8 4.7L 0CC 285CID		N	N/S	N/S		EER	R	N/S	N/S
V8 5.9L 360 CID		Z	N/S	N/S	V6 3.2L 197 CID		J	N/S	N/S
<b>GRAND CARAVAN</b>					V6 3.5L 215 CID		G,V	N/S	N/S
V6 3.3L 3301cc 201 CID		R	300020	23734	<b>NEON</b>				
V6 3.3L 3301cc 201 CID Flex		3	300020	23734	L4 2.0L 1996cc	ECF	C	N/S	N/S
V6 3.8L 230 CID		L	300020	23734		ECF	F	N/S	N/S

Pass Car Light Truck Fuel Filters

See pages 13-16 for footnotes.

*Italicized Part Numbers May Not Be Available.*  
 Las piezas con números en *italicas* pueden no estar disponibles.  
 Les numéros de pièce en *italiques* peuvent ne pas être disponibles.



Year/Año/Année Model/Modelo/Modèle Engine/Motor/Moteur	Eng. Code Código de motor Code moteur	VIN NIV NIV	GOLD Fuel Combustible Carburant	ProSelect Fuel Combustible Carburant	Year/Año/Année Model/Modelo/Modèle Engine/Motor/Moteur	Eng. Code Código de motor Code moteur	VIN NIV NIV	GOLD Fuel Combustible Carburant	ProSelect Fuel Combustible Carburant
<b>DODGE (ALSO SEE RAM) (Cont'd/Suite)</b>					<b>FIAT (Cont'd/Suite)</b>				
<b>2001 (Cont'd/Suite)</b>					<b>2019 (Cont'd/Suite)</b>				
<b>PICKUP RAM SERIES (UP TO 5500 SERIES)</b>					<b>500 e</b>				
L6 5.9L 359 CID Turbo Diesel		6	3585XE <sup>53</sup>	23585	Electric 29k Wh 11 hp Electric			N/R	N/R
		7	3585XE <sup>53</sup>	23585	<b>500C</b>				
V10 8.0L 7990cc 488 CID			N/S	N/S	L4 1.4L 1368CC 83CID Turbo		R	N/S	N/S
V6 3.9L 3906cc 239 CID			N/S	N/S	<b>500L</b>				
V8 5.2L 5211cc 318 CID		Y	N/S	N/S	L4 1.4L 1368CC 83CID Turbo		H	3176	N/A
V8 5.9L 360 CID			N/S	N/S	<b>500X</b>				
<b>RAM VAN &amp; WAGON (UP TO 3500 SERIES)</b>					L4 1.3L 1300CC 79CID Turbo				
V6 3.9L 3906cc 239 CID		X	N/S	N/S	<b>2018</b>				
V8 5.2L 5211cc 318 CID		Y	N/S	N/S	<b>124 Spider</b>				
V8 5.2L 5211cc 318 CID CNG		T	N/S	N/S	L4 1.4L 1368CC Turbo				
V8 5.9L 360 CID			N/S	N/S	<b>500</b>				
<b>STRATUS</b>					L4 1.4L 1368cc 83 CID				
L4 2.0L 2000cc (Mex.)			N/A <sup>61</sup>	N/A <sup>61</sup>	L4 1.4L 1368CC 83CID Turbo	EAB		N/S	N/S
L4 2.4L 2351cc SOHC		G	N/S	N/S	<b>500 e</b>				
L4 2.4L 2429cc		X	N/S	N/S	Electric 29k Wh 11 hp Electric				
V6 2.7L 167 CID		U	N/A	N/A	<b>500L</b>				
V6 3.0L 181 CID SOHC		H	N/A	N/A	L4 1.4L 1368CC 83CID Turbo				
<b>VIPER</b>					L4 1.4L 1368CC 83CID Turbo				
V10 8.0L 488 CID		E	N/A	N/A	<b>500X</b>				
<b>FIAT</b>					L4 1.4L 1368CC 83CID Turbo				
<b>2023</b>					L4 2.4L 2360cc 144 CID				
<b>500X</b>					<b>DUCATO</b>				
L4 1.3L 1300CC 79CID Turbo			N/S	N/S	L4 2.3L 2287cc JTD Turbo Diesel (Mex.)				
<b>2022</b>					<b>MOBI</b>				
<b>124 Spider</b>					L4 1.0L (Mex.)				
L4 1.4L 1368CC Turbo			N/S	N/S	<b>2017</b>				
<b>500L</b>					<b>124 Spider</b>				
L4 1.4L 1368CC 83CID Turbo		H	3176	N/A	L4 1.4L 1368CC Turbo				
<b>500X</b>					<b>500</b>				
L4 1.3L 1300CC 79CID Turbo			N/S	N/S	L4 1.4L 1368cc 83 CID				
<b>2021</b>					L4 1.4L 1368CC 83CID Turbo				
<b>124 Spider</b>					L4 1.4L 1368CC 83CID Turbo				
L4 1.4L 1368CC Turbo			N/S	N/S	EAB R N/S N/S				
<b>500L</b>					<b>500 e</b>				
L4 1.4L 1368CC 83CID Turbo		H	3176	N/A	Electric 29k Wh 11 hp Electric				
<b>500X</b>					<b>500C</b>				
L4 1.3L 1300CC 79CID Turbo			N/S	N/S	L4 1.4L 1368cc 83 CID				
<b>2020</b>					L4 1.4L 1368CC 83CID Turbo				
<b>124 Spider</b>					EAB R N/S N/S				
L4 1.4L 1368CC Turbo			N/S	N/S	L4 1.4L 1368CC 83CID Turbo				
<b>500L</b>					L4 1.4L 1368CC 83CID Turbo				
L4 1.4L 1368CC 83CID Turbo		H	3176	N/A	EAB R N/S N/S				
<b>500X</b>					<b>500L</b>				
L4 1.3L 1300CC 79CID Turbo			N/S	N/S	L4 1.4L 1368CC 83CID Turbo				
<b>2019</b>					L4 1.4L 1368CC 83CID Turbo				
<b>124 Spider</b>					L4 2.4L 2360cc 144 CID				
L4 1.4L 1368CC 83CID Turbo			N/S	N/S	T N/S N/S				
<b>500</b>					<b>DUCATO</b>				
L4 1.4L 1368CC 83CID Turbo			N/S	N/S	L4 2.3L Diesel (Mex.)				
<b>500 ABARTH</b>					N/A <sup>61</sup> N/A <sup>61</sup>				
L4 1.4L 1368CC 83CID Turbo			N/S	N/S	<b>MOBI</b>				
<b>500 e</b>					L4 1.0L (Mex.)				
Electric 29k Wh 11 hp Electric					N/S N/S				
<b>500C</b>					<b>PALIO</b>				
L4 1.4L 1368cc 83 CID			N/S	N/S	L4 1.6L (Mex.)				
L4 1.4L 1368CC 83CID Turbo		R	N/S	N/S	<b>2016</b>				
<b>500L</b>					<b>500</b>				
L4 1.4L 1368CC 83CID Turbo			N/S	N/S	L4 1.4L 1368cc 83 CID				
<b>500X</b>					EAB R N/S N/S				
L4 1.3L 1300CC 79CID Turbo			N/S	N/S					

See pages 13-16 for footnotes.

Italicized Part Numbers May Not Be Available.  
Las piezas con números en *italicas* pueden no estar disponibles.  
Les numéros de pièce en *italiques* peuvent ne pas être disponibles.



Pass Car Light Truck Fuel Filter Section

FIAT 2016-2010

Year/Año/Année Model/Modelo/Modèle Engine/Motor/Moteur	Eng. Code Código de motor Code moteur	VIN NIV NIV	GOLD Fuel Combustible Carburant	ProSelect Fuel Combustible Carburant	Year/Año/Année Model/Modelo/Modèle Engine/Motor/Moteur	Eng. Code Código de motor Code moteur	VIN NIV NIV	GOLD Fuel Combustible Carburant	ProSelect Fuel Combustible Carburant
<b>FIAT (Cont'd/Suite)</b>					<b>FIAT (Cont'd/Suite)</b>				
<b>2016 (Cont'd/Suite)</b>					<b>2012 (Cont'd/Suite)</b>				
<b>500 e</b>					<b>DUCATO (Cont'd/Suite)</b>				
Electric 29k Wh 11 hp Electric					L4 3.0L Diesel (Mex.)				
					LINEA				
500C					L4 1.4L 1368cc (Mex.)				
L4 1.4L 1368cc 83 CID	EAB	R	N/S	N/S	L4 1.4L 1368cc 83 CID Turbo (Mex.)				
L4 1.4L 1368CC 83CID Turbo		R	N/S	N/S					
<b>500L</b>					<b>PALIO</b>				
L4 1.4L 1368CC 83CID Turbo					L4 1.8L 1756cc (Mex.)				
<b>500X</b>					<b>PANDA</b>				
L4 1.4L 1368CC 83CID Turbo					L4 1.2L 1242cc				
L4 2.4L 2360cc 144 CID					L4 1.2L 1242cc (Mex.)				
<b>DUCATO</b>					<b>PUNTO</b>				
L4 2.3L 2287cc Turbo Diesel (Mex.)					L4 1.4L 1368cc (Mex.)				
					L4 1.4L 1368cc 83 CID Turbo (Mex.)				
<b>2015</b>					<b>2011</b>				
<b>500</b>					<b>500</b>				
L4 1.4L 1368cc 83 CID					L4 1.4L 1368cc				
L4 1.4L 1368CC 83CID Turbo					L4 1.4L 1368cc (Mex.)				
<b>500 e</b>					<b>DUCATO</b>				
Electric 29k Wh 11 hp Electric					L4 2.3L 2287cc JTD Turbo Diesel (Mex.)				
					L4 3L 2999cc JTD Turbo Diesel (Mex.)				
<b>500L</b>					<b>LINEA</b>				
L4 1.4L 1368CC 83CID Turbo					L4 1.4L 1368cc (Mex.)				
					L4 1.4L 1368cc 83 CID Turbo (Mex.)				
<b>DUCATO</b>					<b>PALIO</b>				
L4 2.3L 2287cc Turbo Diesel (Mex.)					L4 1.8L 1756cc (Mex.)				
<b>PUNTO</b>					<b>PANDA</b>				
L4 1.4L 1368cc (Mex.)					L4 1.2L 1242cc				
L4 1.4L 1368cc 83 CID Turbo (Mex.)					L4 1.2L 1242cc (Mex.)				
					L4 1.4L 1368cc (Mex.)				
<b>2014</b>					<b>PUNTO</b>				
<b>500</b>					L4 1.4L 1368cc (Mex.)				
L4 1.4L 1368cc 83 CID					L4 1.4L 1368cc 83 CID Turbo (Mex.)				
L4 1.4L 1368CC 83CID Turbo									
<b>500 e</b>					<b>2010</b>				
Electric 29k Wh 11 hp Electric					<b>500</b>				
					L4 1.4L 1368cc				
<b>500L</b>					L4 1.4L 1368cc (Mex.)				
L4 1.4L 1368CC 83CID Turbo					L4 2.3L 2287cc Turbo Diesel (Mex.)				
					L4 2.3L 2287cc JTD Turbo Diesel (Mex.)				
<b>DUCATO</b>					L4 3L 2999cc JTD Turbo Diesel (Mex.)				
L4 2.3L 2287cc Turbo Diesel (Mex.)					<b>GRANDE PUNTO</b>				
<b>PUNTO</b>					L4 1.4L 1368cc				
L4 1.4L 1368cc (Mex.)					L4 1.4L 1368cc (Mex.)				
L4 1.4L 1368cc 83 CID Turbo (Mex.)					L4 1.4L 1368cc (Mex.)				
					<b>LINEA</b>				
<b>2013</b>					L4 1.4L 1368cc (Mex.)				
<b>500</b>					L4 1.4L 1368cc 83 CID Turbo (Mex.)				
L4 1.4L 1368cc 83 CID									
L4 1.4L 1368cc 83 CID Turbo									
<b>DUCATO</b>									
L4 2.3L 2287cc Turbo Diesel (Mex.)									
<b>PUNTO</b>									
L4 1.4L 1368cc (Mex.)									
L4 1.4L 1368cc 83 CID Turbo (Mex.)									
<b>2012</b>									
<b>500</b>									
L4 1.4L 1368cc 83 CID									
L4 1.4L 1368cc 83 CID Turbo									
<b>DUCATO</b>									
L4 2.3L 2287cc JTD Turbo Diesel (Mex.)									

See pages 13-16 for footnotes.

*Italicized Part Numbers May Not Be Available.*  
 Las piezas con números en *italicas* pueden no estar disponibles.  
 Les numéros de pièce en *italiques* peuvent ne pas être disponibles.

P  
a  
s  
s  
C  
a  
r  
L  
i  
g  
h  
t  
T  
r  
u  
c  
k  
F  
u  
e  
l  
F  
i  
l  
t  
e  
r  
s





Year/Año/Année Model/Modelo/Modèle Engine/Motor/Moteur	Eng. Code Código de motor Code moteur	VIN NIV NIV	GOLD Fuel Combustible Carburant	ProSelect Fuel Combustible Carburant	Year/Año/Année Model/Modelo/Modèle Engine/Motor/Moteur	Eng. Code Código de motor Code moteur	VIN NIV NIV	GOLD Fuel Combustible Carburant	ProSelect Fuel Combustible Carburant
<b>FIAT (Cont'd/Suite)</b>					<b>FIAT (Cont'd/Suite)</b>				
<b>2010 (Cont'd/Suite)</b>					<b>2007 (Cont'd/Suite)</b>				
<b>PUNTO (Cont'd/Suite)</b>					<b>PUNTO</b>				
L4 1.4L 1368cc 83 CID Turbo (Mex.)			N/S	N/S	L4 1.4L 1368cc (Mex.)			N/S	N/S
<b>2009</b>					<b>STILO</b>				
<b>500</b>					L5 2.4L 2446cc (Mex.)				
L4 1.4L 1368cc			N/S	N/S	<b>STRADA</b>				
L4 1.4L 1368cc (Mex.)			N/S	N/S	L4 1.8L 1796cc (Mex.)		3199		N/A
<b>DUCATO</b>					<b>FORD</b>				
L4 2.3L 2287cc JTD Turbo Diesel (Mex.)			N/A	N/A	<b>2023</b>				
L4 3L 2999cc JTD Turbo Diesel (Mex.)			N/A	N/A	<b>BRONCO</b>				
<b>IDEA</b>					L4 2.3L 2300CC 140CID EcoBoost Turbo				
L4 1.8 L (Mex.)			N/S	N/S	EcoBoost			N/S	N/S
<b>LINEA</b>					V6 2.7L 164 CID Turbo				
L4 1.4L 1368cc (Mex.)			N/R <sup>21</sup>	N/R <sup>21</sup>	<b>BRONCO RAPTOR</b>				
L4 1.4L 1368cc 83 CID Turbo (Mex.)			N/S	N/S	V6 3.0L 3000CC 183CID Turbo				
<b>PALIO</b>					<b>Bronco Sport</b>				
L4 1.8L 1756cc (Mex.)			N/A	N/A	L3 1.5L 1500CC 92CID Turbo			N/S	N/S
<b>PANDA</b>					L4 2.0L 2000CC 122CID Turbo				
L4 1.2L 1242cc			N/R	N/R	GDI I-4			N/S	N/S
L4 1.2L 1242cc (Mex.)			N/R	N/R	<b>E-350 SUPER DUTY</b>				
<b>PUNTO</b>					V8 7.3L 7300CC 445CID				
L4 1.4L 1368cc (Mex.)			N/S	N/S	<b>E-450 Super Duty</b>				
L4 1.4L 1368cc (Mex.)			N/S	N/S	V8 7.3L 7300CC 445CID				
L4 1.4L 1368cc 83 CID Turbo (Mex.)			N/S	N/S	<b>EDGE</b>				
<b>2008</b>					L4 2.0L 1999cc 122 CID Turbo				
<b>DUCATO</b>					V6 2.7L 164 CID Turbo				
L4 2.3L 2287cc JTD Turbo Diesel (Mex.)			N/A	N/A				3243	23243
L4 3L 2999cc JTD Turbo Diesel (Mex.)			N/A	N/A				3243	23243
<b>GRANDE PUNTO</b>					<b>ESCAPE</b>				
L4 1.4L 1368cc			N/S	N/S	L3 1.5L 1500CC 92CID Turbo P*			N/S	N/S
L4 1.4L 1368cc (Mex.)			N/S	N/S	L4 2.0L 1999cc 122 CID Turbo		9	N/S	N/S
<b>IDEA ADVENTURE</b>					<b>ESCAPE HYBRID</b>				
L4 1.8L 1796cc (Mex.)		3425		N/A	L4 2.5L 2488cc 152 CID				
<b>LINEA</b>					<b>E-Transit</b>				
L4 1.4L 1368cc (Mex.)			N/R <sup>21</sup>	N/R <sup>21</sup>	<b>ELECTRIC</b>				
L4 1.4L 1368CC Turbo (Mex.)			N/S	N/S	<b>EXPEDITION</b>				
<b>PANDA</b>					V6 3.5L 3496cc 213 CID Turbo				
L4 1.2L 1242cc			N/R	N/R	<b>EXPLORER</b>				
L4 1.2L 1242cc (Mex.)			N/R	N/R	L4 2.3L 2300CC 140CID EcoBoost Turbo				
<b>PUNTO</b>					EcoBoost				
L4 1.4L 1368cc (Mex.)			N/S	N/S	V6 3.0L 3000CC 183CID Turbo				
<b>STILO</b>					V6 3.3L 3300CC 201CID				
L5 2.4L 2446cc (Mex.)			N/R	N/R	<b>EXPLORER HYBRID</b>				
<b>STRADA</b>					V6 3.3L 3300CC 201CID				
L4 1.8L 1796cc (Mex.)		3199		N/A	<b>F-150 Lightning</b>				
<b>2007</b>					<b>ELECTRIC</b>				
<b>GRANDE PUNTO</b>					<b>MAVERICK</b>				
L4 1.4L 1368cc			N/S	N/S	L4 2.0L 2000CC 122CID Turbo				
L4 1.4L 1368cc (Mex.)			N/S	N/S	EcoBoost			N/S	N/S
<b>LINEA</b>					<b>MAVERICK Hybrid</b>				
L4 1.4L 1368cc (Mex.)			N/R <sup>21</sup>	N/R <sup>21</sup>	L4 2.5L 2500CC 153CID				
<b>PANDA</b>					<b>MUSTANG</b>				
L4 1.2L 1242cc (Mex.)			N/R	N/R	L4 2.3L 140 CID Turbo				
<b>PUNTO</b>					99H				
L4 1.4L 1368cc			N/S	N/S	V8 5.0L 4951cc 302 CID				
L4 1.4L 1368cc (Mex.)			N/S	N/S	<b>Mustang Mach-E</b>				
<b>STRADA</b>					<b>ELECTRIC</b>				
L4 1.8L 1796cc (Mex.)			N/A	N/A	<b>MUSTANG SHELBY GT500</b>				
<b>2007</b>					V8 5.2L 5200CC 317CID Super Charged				
<b>GRANDE PUNTO</b>					<b>PICKUP F150 ALL</b>				
L4 1.4L 1368cc			N/S	N/S	V6 2.7L 164 CID Turbo				
L4 1.4L 1368cc (Mex.)			N/S	N/S				N/S	N/S

See pages 13-16 for footnotes.



Pass Car Light Truck Fuel Filter Section

FORD 2023-2022

Year/Año/Année Model/Modelo/Modèle Engine/Motor/Moteur	Eng. Code Código de motor Code moteur	VIN NIV NIV	GOLD Fuel Combustible Carburant	ProSelect Fuel Combustible Carburant	Year/Año/Année Model/Modelo/Modèle Engine/Motor/Moteur	Eng. Code Código de motor Code moteur	VIN NIV NIV	GOLD Fuel Combustible Carburant	ProSelect Fuel Combustible Carburant
<b>FORD (Cont'd/Suite)</b>					<b>FORD (Cont'd/Suite)</b>				
<b>2023 (Cont'd/Suite)</b>					<b>2022 (Cont'd/Suite)</b>				
<b>PICKUP F150 ALL (Cont'd/Suite)</b>					<b>EXPEDITION</b>				
V6 3.0L 3000CC 183CID (Turbo Diesel HP250 Ford)			300569 In-Line	N/A In-Line	V6 3.5L 3496cc 213 CID Turbo			N/S	N/S
V6 3.3L 3343CC 204CID			N/S	N/S	<b>EXPLORER</b>				
V6 3.5L 3496CC 213CID Turbo			N/S	N/S	L4 2.3L 2300CC 140CID EcoBoost Turbo	EcoBoost		N/S	N/S
V8 5.0L 4951CC 302CID			N/S	N/S	V6 3.0L 3000CC 183CID Turbo			N/S	N/S
<b>PICKUP F-SERIES SUPER DUTY (UP TO 550 SERIES)</b>					V6 3.3L 3300CC 201CID			N/S	N/S
V8 6.2L 6210cc 379 CID Flex			N/S	N/S	<b>EXPLORER HYBRID</b>				
V8 6.7L 6651cc 406 CID Turbo Diesel			300458 N/A	N/A N/A	V6 3.3L 3300CC 201CID			N/S	N/S
V8 7.3L 7300CC 445CID			N/S	N/S	<b>GT</b>				
<b>POLICE INTERCEPTOR UTILITY</b>					V6 3.5L 3496CC 213CID Turbo			N/S	N/S
V6 3.0L 3000CC 183CID Turbo			N/S	N/S	<b>MAVERICK</b>				
V6 3.3L 3300CC 201CID			N/S	N/S	L4 2.0L 2000CC 122CID Turbo	EcoBoost		N/S	N/S
<b>RANGER</b>					<b>MAVERICK Hybrid</b>				
L4 2.3L 2300CC 140CID EcoBoost Turbo	EcoBoost		N/S	N/S	L4 2.5L 2500CC 153CID	DURATEC iVCT		N/S	N/S
<b>TRANSIT CONNECT</b>					<b>MUSTANG</b>				
L4 2.0L 2000CC 122CID Turbo	GDI I-4		N/S	N/S	L4 2.3L 140 CID Turbo	99H		N/S	N/S
L4 2.5L 152CID LPG/CNG/			N/S	N/S	V8 5.0L 4951cc 302 CID	99F		N/S	N/S
<b>TRANSIT-150</b>					<b>Mustang Mach-E</b>				
V6 3.5L 3496cc 213 CID			N/S	N/S	ELECTRIC			N/S	N/S
V6 3.5L 3496cc 213 CID Turbo	99G	G	N/S	N/S	<b>MUSTANG SHELBY GT500</b>				
<b>TRANSIT-250</b>					V8 5.2L 5200CC 317CID Super Charged			N/A	N/A
L4 2.0L 2000CC 122CID Turbo Diesel	TDCi		N/A	N/A	<b>PICKUP F150 ALL</b>				
V6 3.5L 3496cc 213 CID			N/S	N/S	V6 2.7L 164 CID Turbo			N/S	N/S
V6 3.5L 3496cc 213 CID Turbo	99G	G	N/S	N/S	V6 3.0L 3000CC 183CID (Turbo Diesel HP250 Ford)			300569 In-Line	N/A In-Line
<b>TRANSIT-350</b>					V6 3.3L 3343CC 204CID			N/S	N/S
L4 2.0L 2000CC 122CID Turbo Diesel	TDCi		N/A	N/A	V6 3.5L 3496CC 213CID Turbo			N/S	N/S
V6 3.5L 3496cc 213 CID			N/S	N/S	V8 5.0L 4951CC 302CID			N/S	N/S
V6 3.5L 3496cc 213 CID Turbo	99G	G	N/S	N/S	<b>PICKUP F-SERIES SUPER DUTY (UP TO 550 SERIES)</b>				
<b>2022</b>					V8 6.2L 6210cc 379 CID Flex			N/S	N/S
<b>BRONCO</b>					V8 6.7L 6651cc 406 CID Turbo Diesel			300458 N/A	N/A N/A
L4 2.3L 2300CC 140CID EcoBoost Turbo	EcoBoost		N/S	N/S	V8 7.3L 7300CC 445CID			N/S	N/S
V6 2.7L 164 CID Turbo			N/S	N/S	<b>POLICE INTERCEPTOR UTILITY</b>				
<b>BRONCO RAPTOR</b>					V6 3.0L 3000CC 183CID Turbo			N/S	N/S
V6 3.0L 3000CC 183CID Turbo			N/S	N/S	V6 3.3L 3300CC 201CID			N/S	N/S
<b>Bronco Sport</b>					<b>RANGER</b>				
L3 1.5L 1500CC 92CID Turbo			N/S	N/S	L4 2.3L 2300CC 140CID EcoBoost Turbo	EcoBoost		N/S	N/S
L4 2.0L 2000CC 122CID Turbo	GDI I-4		N/S	N/S	<b>TRANSIT CONNECT</b>				
<b>E-350 SUPER DUTY</b>					L4 2.0L 2000CC 122CID Turbo	GDI I-4		N/S	N/S
V8 7.3L 7300CC 445CID			N/S	N/S	L4 2.5L 152CID LPG/CNG/			N/S	N/S
<b>E-450 Super Duty</b>					<b>TRANSIT-150</b>				
V8 7.3L 7300CC 445CID			N/S	N/S	V6 3.5L 3496cc 213 CID			N/S	N/S
<b>ECOSPORT</b>					V6 3.5L 3496cc 213 CID Turbo	99G	G	N/S	N/S
L4 2.0L 122CID			N/S	N/S	<b>TRANSIT-250</b>				
<b>EDGE</b>					L4 2.0L 2000CC 122CID Turbo Diesel	TDCi		N/A	N/A
L4 2.0L 1999cc 122 CID Turbo			3243	23243	V6 3.5L 3496cc 213 CID			N/S	N/S
V6 2.7L 164 CID Turbo			3243	23243	V6 3.5L 3496cc 213 CID Turbo	99G	G	N/S	N/S
<b>ESCAPE</b>					<b>TRANSIT-350</b>				
L3 1.5L 1500CC 92CID Turbo P*			N/S	N/S	L4 2.0L 2000CC 122CID Turbo Diesel	TDCi		N/A	N/A
L4 2.0L 1999cc 122 CID Turbo		9	N/S	N/S	V6 3.5L 3496cc 213 CID			N/S	N/S
<b>ESCAPE HYBRID</b>					V6 3.5L 3496cc 213 CID Turbo	99G	G	N/S	N/S
L4 2.5L 2488cc 152 CID		7	N/S	N/S					

See pages 13-16 for footnotes.

*Italicized Part Numbers May Not Be Available.*  
 Las piezas con números en *italicas* pueden no estar disponibles.  
 Les numéros de pièce en *italiques* peuvent ne pas être disponibles.

P  
a  
s  
s  
C  
a  
r  
L  
i  
g  
h  
t  
T  
r  
u  
c  
k  
F  
u  
e  
l  
F  
i  
l  
t  
e  
r  
s



FORD 2021-2020

Pass Car Light Truck Fuel Filter Section

Year/Año/Année Model/Modelo/Modèle Engine/Motor/Moteur	Eng. Code Código de motor Code moteur	VIN NIV NIV	GOLD Fuel Combustible Carburant	ProSelect Fuel Combustible Carburant	Year/Año/Année Model/Modelo/Modèle Engine/Motor/Moteur	Eng. Code Código de motor Code moteur	VIN NIV NIV	GOLD Fuel Combustible Carburant	ProSelect Fuel Combustible Carburant
<b>FORD (Cont'd/Suite)</b>					<b>FORD (Cont'd/Suite)</b>				
<b>2021</b>					<b>2021 (Cont'd/Suite)</b>				
<b>BRONCO</b>					<b>TRANSIT CONNECT</b>				
L4 2.3L 2300CC 140CID EcoBoost Turbo	EcoBoost		N/S	N/S	L4 2.0L 2000CC 122CID Turbo	GDI I-4		N/S	N/S
V6 2.7L 164 CID Turbo			N/S	N/S	L4 2.5L 152CID LPG/CNG/			N/S	N/S
<b>Bronco Sport</b>					<b>TRANSIT-150</b>				
L3 1.5L 1500CC 92CID Turbo			N/S	N/S	V6 3.5L 3496cc 213 CID			N/S	N/S
L4 2.0L 2000CC 122CID Turbo	GDI I-4		N/S	N/S	V6 3.5L 3496cc 213 CID Turbo	99G	G	N/S	N/S
<b>E-350 SUPER DUTY</b>					<b>TRANSIT-250</b>				
V8 7.3L 7300CC 445CID			N/S	N/S	L4 2.0L 2000CC 122CID Turbo Diesel	TDCI		N/A	N/A
<b>E-450 Super Duty</b>					<b>TRANSIT-350</b>				
V8 7.3L 7300CC 445CID			N/S	N/S	V6 3.5L 3496cc 213 CID			N/S	N/S
<b>ECOSPORT</b>					<b>TRANSIT-350</b>				
L3 1L 995CC 61CID Turbo		E	N/S	N/S	L4 2.0L 2000CC 122CID Turbo Diesel	TDCI		N/A	N/A
L4 2.0L 122CID			N/S	N/S	V6 3.5L 3496cc 213 CID			N/S	N/S
<b>EDGE</b>					<b>TRANSIT-350</b>				
L4 2.0L 1999cc 122 CID Turbo			3243	23243	V6 3.5L 3496cc 213 CID Turbo	99G	G	N/S	N/S
V6 2.7L 164 CID Turbo			3243	23243	<b>2020</b>				
<b>ESCAPE</b>					<b>ECOSPORT</b>				
L3 1.5L 1500CC 92CID Turbo P*			N/S	N/S	L3 1L 995CC 61CID Turbo		E	N/S	N/S
L4 2.0L 1999cc 122 CID Turbo		9	N/S	N/S	L4 2.0L 122CID			N/S	N/S
<b>ESCAPE HYBRID</b>					<b>EDGE</b>				
L4 2.5L 2488cc 152 CID		7	N/S	N/S	L4 2.0L 1999cc 122 CID Turbo			3243	23243
<b>EXPEDITION</b>					<b>ESCAPE</b>				
V6 3.5L 3496cc 213 CID Turbo			N/S	N/S	L3 1.5L 1500CC 92CID Turbo P*			N/S	N/S
<b>EXPLORER</b>					<b>ESCAPE HYBRID</b>				
L4 2.3L 2300CC 140CID EcoBoost Turbo	EcoBoost		N/S	N/S	L4 2.0L 1999cc 122 CID Turbo		9	N/S	N/S
V6 3.0L 3000CC 183CID Turbo			N/S	N/S	L4 2.5L 2488cc 152 CID		7	N/S	N/S
V6 3.3L 3300CC 201CID			N/S	N/S	<b>EXPEDITION</b>				
<b>EXPLORER HYBRID</b>					<b>EXPLORER</b>				
V6 3.3L 3300CC 201CID			N/S	N/S	L4 2.3L 2300CC 140CID EcoBoost Turbo	EcoBoost		N/S	N/S
<b>GT</b>					<b>EXPLORER HYBRID</b>				
V6 3.5L 3496CC 213CID Turbo			N/S	N/S	V6 3.0L 3000CC 183CID Turbo			N/S	N/S
<b>MUSTANG</b>					<b>EXPLORER HYBRID</b>				
L4 2.3L 140 CID Turbo	99H		N/S	N/S	V6 3.3L 3300CC 201CID			N/S	N/S
V8 5.0L 4951cc 302 CID	99F		N/S	N/S	<b>F-59 Commercial Chassis</b>				
<b>Mustang Mach-E</b>					<b>FUSION</b>				
ELECTRIC			N/S	N/S	L4 1.5L 1499cc 91 CID Turbo			N/S	N/S
<b>MUSTANG SHELBY GT500</b>					<b>FUSION</b>				
V8 5.2L 5200CC 317CID Super Charged			N/A	N/A	L4 2.0L 1999cc 122 CID Electric/Gas			N/S	N/S
<b>PICKUP F150 ALL</b>					<b>GT</b>				
V6 2.7L 164 CID Turbo			N/S	N/S	V6 3.5L 3496CC 213CID Turbo			N/S	N/S
V6 3.0L 3000CC 183CID(Turbo Diesel HP250 Ford)			300569 In-Line	N/A In-Line	<b>MUSTANG</b>				
V6 3.3L 3343CC 204CID			N/S	N/S	L4 2.3L 140 CID Turbo	99H		N/S	N/S
V6 3.5L 3496CC 213CID Turbo			N/S	N/S	V8 5.0L 4951cc 302 CID	99F		N/S	N/S
V8 5.0L 4951CC 302CID			N/S	N/S	<b>MUSTANG Shelby GT350</b>				
<b>PICKUP F-SERIES SUPER DUTY (UP TO 550 SERIES)</b>					<b>MUSTANG SHELBY GT500</b>				
V8 6.2L 6210cc 379 CID Flex			N/S	N/S	V8 5.2L		3243	23243	
V8 6.7L 6651cc 406 CID Turbo Diesel			300458 N/A	N/A N/A	<b>PICKUP F150 ALL</b>				
V8 7.3L 7300CC 445CID			N/S	N/S	V6 2.7L 164 CID Turbo			N/S	N/S
<b>POLICE INTERCEPTOR UTILITY</b>					<b>PICKUP F150 ALL</b>				
V6 3.0L 3000CC 183CID Turbo			N/S	N/S	V6 3.0L 3000CC 183CID(Turbo Diesel HP250 Ford)			300569 In-Line	N/A In-Line
V6 3.3L 3300CC 201CID			N/S	N/S	V6 3.3L 3343CC 204CID			N/S	N/S
<b>RANGER</b>					<b>PICKUP F150 ALL</b>				
L4 2.3L 2300CC 140CID EcoBoost Turbo	EcoBoost		N/S	N/S	V6 3.5L 3496CC 213CID Turbo			N/S	N/S

See pages 13-16 for footnotes.

*Italicized Part Numbers May Not Be Available.*  
 Las piezas con números en *italicas* pueden no estar disponibles.  
 Les numéros de pièce en *italiques* peuvent ne pas être disponibles.



Pass Car Light Truck Fuel Filter Section

FORD 2020-2019

Year/Año/Année Model/Modelo/Modèle Engine/Motor/Moteur	Eng. Code Código de motor Code moteur	VIN NIV NIV	GOLD Fuel Combustible Carburant	ProSelect Fuel Combustible Carburant	Year/Año/Année Model/Modelo/Modèle Engine/Motor/Moteur	Eng. Code Código de motor Code moteur	VIN NIV NIV	GOLD Fuel Combustible Carburant	ProSelect Fuel Combustible Carburant
<b>FORD (Cont'd/Suite)</b>					<b>FORD (Cont'd/Suite)</b>				
<b>2020 (Cont'd/Suite)</b>					<b>2019 (Cont'd/Suite)</b>				
<b>PICKUP F150 ALL (Cont'd/Suite)</b>					<b>FIESTA</b>				
V6 3.5L 3496CC 213CID Turbo			N/S	N/S	L4 1.6L 1596cc 97 CID			N/S	N/S
V8 5.0L 4951CC 302CID			N/S	N/S	L4 1.6L 1596cc 97 CID Turbo			N/S	N/S
<b>PICKUP F-SERIES SUPER DUTY (UP TO 550 SERIES)</b>					<b>FLEX</b>				
V8 6.2L 6210cc 379 CID Flex			N/S	N/S	V6 3.5L 3496cc 213 CID		8	N/S	N/S
V8 6.7L 6651cc 406 CID Turbo Diesel			300458 N/A	N/A N/A	V6 3.5L 3496cc 213 CID Turbo			N/S	N/S
V8 7.3L 7300CC 445CID			N/S	N/S	<b>FOCUS</b>				
<b>POLICE INTERCEPTOR UTILITY</b>					L4 2.0L 122CID Flex				
V6 3.0L 3000CC 183CID Turbo			N/S	N/S	L4 2.0L 1999cc 122 CID Turbo			N/S	N/S
V6 3.3L 3300CC 201CID			N/S	N/S	<b>FOCUS Electric</b>				
<b>RANGER</b>					Electric Electric				
L4 2.3L 2300CC 140CID EcoBoost Turbo	EcoBoost		N/S	N/S	<b>FOCUS RS</b>				
<b>Special Service Police Sedan</b>					L4 2.3L 140 CID Turbo				
L4 2.0L 122 CID Turbo		8	N/S	N/S			3243		23243
<b>TRANSIT CONNECT</b>					<b>FUSION</b>				
L4 2.0L 2000CC 122CID Turbo	GDI I-4		N/S	N/S	L4 1.5L 1499cc 91 CID Turbo			N/S	N/S
L4 2.5L 152CID LPG/CNG/			N/S	N/S	L4 2.0L 1999cc 122 CID Electric/Gas			N/S	N/S
<b>TRANSIT-150</b>					L4 2.0L 1999cc 122 CID Turbo				
L4 2.0L 2000CC 122CID Turbo Diesel	TDCi		N/A	N/A	L4 2.5L 2488cc 152 ID			N/S	N/S
V6 3.5L 3496cc 213 CID			N/S	N/S	V6 2.7L 164 CID Turbo			N/S	N/S
V6 3.5L 3496cc 213 CID Turbo	99G	G	N/S	N/S	<b>GT</b>				
<b>TRANSIT-250</b>					V6 3.5L 3496CC 213CID Turbo				
L4 2.0L 2000CC 122CID Turbo Diesel	TDCi		N/A	N/A				N/S	N/S
V6 3.5L 3496cc 213 CID			N/S	N/S	<b>MUSTANG</b>				
V6 3.5L 3496cc 213 CID Turbo	99G	G	N/S	N/S	L4 2.3L 140 CID Turbo	99H		N/S	N/S
<b>TRANSIT-350</b>					V8 5.0L 4951cc 302 CID				
L4 2.0L 2000CC 122CID Turbo Diesel	TDCi		N/A	N/A		99F		N/S	N/S
V6 3.5L 3496cc 213 CID			N/S	N/S	<b>MUSTANG Shelby GT350</b>				
V6 3.5L 3496cc 213 CID Turbo	99G	G	N/S	N/S	V8 5.2L		3243		23243
<b>2019</b>					<b>PICKUP F150 ALL</b>				
<b>C-MAX</b>					V6 2.7L 164 CID Turbo				
L4 2.0L 1999cc 122 CID Electric/Gas			N/S	N/S	V6 3.0L 3000CC 183CID(Turbo Diesel HP250 Ford)		300569 In-Line	N/S	N/A In-Line
<b>E350 SUPER DUTY CHASSIS CAB</b>					V6 3.3L 3343CC 204CID				
V10 6.8L 415 CID		S	N/S	N/S	V6 3.5L 3496CC 213CID Turbo			N/S	N/S
V10 6.8L 415 CID CNG/LPG			N/S	N/S	V8 5.0L 4951CC 302CID			N/S	N/S
V8 6.2L 6200CC 378CID			N/S	N/S	<b>PICKUP F150 ALL Raptor</b>				
<b>ECOSPORT</b>					V6 3.5L 3496CC 213CID Turbo				
L3 1L 995CC 61CID Turbo		E	N/S	N/S				N/S	N/S
L4 2.0L 122CID			N/S	N/S	<b>PICKUP F-SERIES SUPER DUTY (UP TO 550 SERIES)</b>				
<b>EDGE</b>					V10 6.8L 415 CID				
L4 2.0L 1999cc 122 CID Turbo			3243	23243		Y		N/S Std.	N/S Std.
V6 2.7L 164 CID Turbo			3243	23243	V8 6.2L 6210cc 379 CID Flex			N/S	N/S
<b>ESCAPE</b>					V8 6.7L 6651cc 406 CID Turbo Diesel				
L4 1.5L 1499cc 91 CID Turbo P*			N/S	N/S			300458	N/A	N/A
L4 2.0L 1999cc 122 CID Turbo		9	N/S	N/S	<b>POLICE INTERCEPTOR SEDAN</b>				
L4 2.5L 2488cc 152 CID		7	N/S	N/S	V6 3.5L 3496cc 213 CID FLEX/		8	N/S	N/S
<b>EXPEDITION</b>					V6 3.5L 3496cc 213 CID Turbo				
V6 3.5L 3496cc 213 CID Turbo			N/S	N/S	V6 3.5L 3496cc 213 CID Turbo			N/S	N/S
<b>EXPLORER</b>					V6 3.7L 3726cc 227 CID FLEX/				
L4 2.3L 140 CID Turbo			N/S	N/S	<b>POLICE INTERCEPTOR UTILITY</b>				
V6 3.5L 3496cc 213 CID Turbo			N/S	N/S	V6 3.5L 3496cc 213 CID Turbo			N/S	N/S
<b>EXPLORER SPORT</b>					V6 3.7L 3726cc 227 CID Flex				
V6 3.5L 3496cc 213 CID Turbo			N/S	N/S		99M	M	N/S	N/S
<b>2019</b>					<b>RANGER</b>				
<b>C-MAX</b>					L4 2.3L 2300CC 140CID EcoBoost Turbo				
L4 2.0L 1999cc 122 CID Electric/Gas			N/S	N/S	EcoBoost			N/S	N/S
<b>E350 SUPER DUTY CHASSIS CAB</b>					<b>Special Service Police Sedan</b>				
V10 6.8L 415 CID		S	N/S	N/S	L4 2.0L 122 CID Turbo		8	N/S	N/S
V10 6.8L 415 CID CNG/LPG			N/S	N/S	<b>TAURUS</b>				
V8 6.2L 6200CC 378CID			N/S	N/S	L4 2.0L 1999cc 122 CID Turbo			N/S	N/S
<b>ECOSPORT</b>					V6 3.5L 213 CID				
L3 1L 995CC 61CID Turbo		E	N/S	N/S				N/S	N/S
L4 2.0L 122CID			N/S	N/S	<b>2019</b>				
<b>EDGE</b>					<b>C-MAX</b>				
L4 2.0L 1999cc 122 CID Turbo			3243	23243	L4 2.0L 1999cc 122 CID Electric/Gas			N/S	N/S
V6 2.7L 164 CID Turbo			3243	23243	<b>E350 SUPER DUTY CHASSIS CAB</b>				
<b>ESCAPE</b>					V10 6.8L 415 CID				
L4 1.5L 1499cc 91 CID Turbo P*			N/S	N/S		S		N/S	N/S
L4 2.0L 1999cc 122 CID Turbo		9	N/S	N/S	V10 6.8L 415 CID CNG/LPG			N/S	N/S
L4 2.5L 2488cc 152 CID		7	N/S	N/S	V8 6.2L 6200CC 378CID			N/S	N/S
<b>EXPEDITION</b>					<b>ECOSPORT</b>				
V6 3.5L 3496cc 213 CID Turbo			N/S	N/S	L3 1L 995CC 61CID Turbo		E	N/S	N/S
<b>EXPLORER</b>					L4 2.0L 122CID				
L4 2.3L 140 CID Turbo			N/S	N/S	<b>EDGE</b>				
V6 3.5L 3496cc 213 CID Turbo			N/S	N/S	L4 2.0L 1999cc 122 CID Turbo			3243	23243
<b>EXPLORER SPORT</b>					V6 2.7L 164 CID Turbo				
V6 3.5L 3496cc 213 CID Turbo			N/S	N/S	<b>ESCAPE</b>				
<b>2019</b>					L4 1.5L 1499cc 91 CID Turbo P*				
<b>C-MAX</b>					L4 2.0L 1999cc 122 CID Turbo				
L4 2.0L 1999cc 122 CID Electric/Gas			N/S	N/S	L4 2.5L 2488cc 152 CID			N/S	N/S
<b>E350 SUPER DUTY CHASSIS CAB</b>					<b>EXPEDITION</b>				
V10 6.8L 415 CID		S	N/S	N/S	V6 3.5L 3496cc 213 CID Turbo			N/S	N/S
V10 6.8L 415 CID CNG/LPG			N/S	N/S	<b>EXPLORER</b>				
V8 6.2L 6200CC 378CID			N/S	N/S	L4 2.3L 140 CID Turbo			N/S	N/S
<b>ECOSPORT</b>					V6 3.5L 3496cc 213 CID Turbo				
L3 1L 995CC 61CID Turbo		E	N/S	N/S	<b>EXPLORER SPORT</b>				
L4 2.0L 122CID			N/S	N/S	V6 3.5L 3496cc 213 CID Turbo			N/S	N/S
<b>EDGE</b>					<b>2019</b>				
L4 2.0L 1999cc 122 CID Turbo			3243	23243	<b>C-MAX</b>				
V6 2.7L 164 CID Turbo			3243	23243	L4 2.0L 1999cc 122 CID Electric/Gas				
<b>ESCAPE</b>					<b>E350 SUPER DUTY CHASSIS CAB</b>				
L4 1.5L 1499cc 91 CID Turbo P*			N/S	N/S	V10 6.8L 415 CID		S	N/S	N/S
L4 2.0L 1999cc 122 CID Turbo		9	N/S	N/S	V10 6.8L 415 CID CNG/LPG			N/S	N/S
L4 2.5L 2488cc 152 CID		7	N/S	N/S	V8 6.2L 6200CC 378CID			N/S	N/S
<b>EXPEDITION</b>					<b>ECOSPORT</b>				
V6 3.5L 3496cc 213 CID Turbo			N/S	N/S	L3 1L 995CC 61CID Turbo		E	N/S	N/S
<b>EXPLORER</b>					L4 2.0L 122CID				
L4 2.3L 140 CID Turbo			N/S	N/S	<b>EDGE</b>				
V6 3.5L 3496cc 213 CID Turbo			N/S	N/S	L4 2.0L 1999cc 122 CID Turbo			3243	23243
<b>EXPLORER SPORT</b>					V6 2.7L 164 CID Turbo				
V6 3.5L 3496cc 213 CID Turbo			N/S	N/S	<b>ESCAPE</b>				
<b>2019</b>					L4 1.5L 1499cc 91 CID Turbo P*				
<b>C-MAX</b>					L4 2.0L 1999cc 122 CID Turbo				
L4 2.0L 1999cc 122 CID Electric/Gas			N/S	N/S	L4 2.5L 2488cc 152 CID			N/S	N/S
<b>E350 SUPER DUTY CHASSIS CAB</b>					<b>EXPEDITION</b>				
V10 6.8L 415 CID		S	N/S	N/S	V6 3.5L 3496cc 213 CID Turbo			N/S	N/S
V10 6.8L 415 CID CNG/LPG			N/S	N/S	<b>EXPLORER</b>				
V8 6.2L 6200CC 378CID			N/S	N/S	L4 2.3L 140 CID Turbo			N/S	N/S
<b>ECOSPORT</b>					V6 3.5L 3496cc 213 CID Turbo				
L3 1L 995CC 61CID Turbo		E	N/S	N/S	<b>EXPLORER SPORT</b>				
L4 2.0L 122CID			N/S	N/S	V6 3.5L 3496cc 213 CID Turbo			N/S	N/S
<b>EDGE</b>					<b>2019</b>				
L4 2.0L 1999cc 122 CID Turbo			3243	23243	<b>C-MAX</b>				
V6 2.7L 164 CID Turbo			3243	23243	L4 2.0L 1999cc 122 CID Electric/Gas				
<b>ESCAPE</b>					<b>E350 SUPER DUTY CHASSIS CAB</b>				
L4 1.5L 1499cc 91 CID Turbo P*			N/S	N/S	V10 6.8L 415 CID		S	N/S	N/S
L4 2.0L 1999cc 122 CID Turbo		9	N/S	N/S	V10 6.8L 415 CID CNG/LPG			N/S	N/S
L4 2.5L 2488cc 152 CID		7	N/S	N/S	V8 6.2L 6200CC 378CID			N/S	N/S
<b>EXPEDITION</b>					<b>ECOSPORT</b>				
V6 3.5L 3496cc 213 CID Turbo			N/S	N/S	L3 1L 995CC 61CID Turbo		E	N/S	N/S
<b>EXPLORER</b>					L4 2.0L 122CID				
L4 2.3L 140 CID Turbo			N/S	N/S	<b>EDGE</b>				
V6 3.5L 3496cc 213 CID Turbo			N/S	N/S	L4 2.0L 1999cc 122 CID Turbo			3243	23243
<b>EXPLORER SPORT</b>					V6 2.7L 164 CID Turbo				
V6 3.5L 3496cc 213 CID Turbo			N/S	N/S	<b>ESCAPE</b>				
<b>2019</b>					L4 1.5L 1499cc 91 CID Turbo P*				
<b>C-MAX</b>					L4 2.0L 1999cc 122 CID Turbo				
L4 2.0L 1999cc 122 CID Electric/Gas			N/S	N/S	L4 2.5L 2488cc 152 CID			N/S	N/S
<b>E350 SUPER DUTY CHASSIS CAB</b>					<b>EXPEDITION</b>				
V10 6.8L 415 CID		S	N/S	N/S	V6 3.5L 3496cc 213 CID Turbo			N/S	N/S
V10 6.8L 415 CID CNG/LPG			N/S	N/S	<b>EXPLORER</b>				
V8 6.2L 6200CC 378CID			N/S	N/S	L4 2.3L 140 CID Turbo			N/S	N/S
<b>ECOSPORT</b>					V6 3.5L 3496cc 213 CID Turbo				
L3 1L 995CC 61CID Turbo		E	N/S	N/S	<b>EXPLORER SPORT</b>				
L4 2.0L 122CID			N/S	N/S	V6 3.5L 3496cc 213 CID Turbo			N/S	N/S
<b>EDGE</b>					<b>2019</b>				
L4 2.0L 1999cc 122 CID Turbo			3243	23243	<b>C-MAX</b>				
V6 2.7L 164 CID Turbo			3243	23243	L4 2.0L 1999cc 122 CID Electric/Gas				
<b>ESCAPE</b>					<b>E350 SUPER DUTY CHASSIS CAB</b>				
L4 1.5L 1499cc 91 CID Turbo P*			N/S	N/S	V10 6.8L 415 CID		S	N/S	N/S
L4 2.0L 1999cc 122 CID Turbo		9	N/S	N/S	V10 6.8L 415 CID CNG/LPG			N/S	N/S
L4 2.5L 2488cc 152 CID		7	N/S	N/S	V8 6.2L 6200CC 378CID			N/S	N/S
<b>EXPEDITION</b>					<b>ECOSPORT</b>				
V6 3.5L 3496cc 213 CID Turbo			N/S	N/S	L3 1L 995CC 61CID Turbo		E	N/S	N/S
<b>EXPLORER</b>					L4 2.0L 122CID				
L4 2.3L 140 CID Turbo			N/S	N/S	<b>EDGE</b>				
V6 3.5L 3496cc 213 CID Turbo			N/S	N/S	L4 2.0L 1999cc 122 CID Turbo			3243	23243
<b>EXPLORER SPORT</b>					V6 2.7L 164 CID Turbo				
V6 3.5L 3496cc 213 CID Turbo			N/S	N/S	<b>ESCAPE</b>				
<b>2019</b>					L4 1.5L 1499cc 91 CID Turbo P*				
<b>C-MAX</b>					L4 2.0L 1999cc 122 CID Turbo				
L4 2.0L 1999cc 122 CID Electric/Gas			N/S	N/S	L4 2.5L 2488cc 152 CID			N/S	N/S
<b>E350 SUPER DUTY CHASSIS CAB</b>					<b>EXPEDITION</b>				
V10 6.8L 415 CID		S	N/S	N/S	V6 3.5L 3496cc 213 CID Turbo			N/S	N/S
V10 6.8L 415 CID CNG/LPG			N/S	N/S	<b>EXPLORER</b>				
V8 6.2L 6200CC 378CID			N/S	N/S	L4 2.3L 140 CID Turbo			N/S	N/S
<b>ECOSPORT</b>					V6 3.5L 3496cc 213 CID Turbo				
L3 1L 995CC 61CID Turbo		E	N/S	N/S	<b>EXPLORER SPORT</b>				
L4 2.0L 122CID			N/S	N/S	V6 3.5L 3496cc 213 CID Turbo			N/S	N/S
<b>EDGE</b>					<b>2019</b>				
L4 2									



FORD 2019-2018

Pass Car Light Truck Fuel Filter Section

Year/Año/Année Model/Modelo/Modelé Engine/Motor/Moteur	Eng. Code Código de motor Code moteur	VIN NIV NIV	GOLD Fuel Combustible Carburant	ProSelect Fuel Combustible Carburant	Year/Año/Année Model/Modelo/Modelé Engine/Motor/Moteur	Eng. Code Código de motor Code moteur	VIN NIV NIV	GOLD Fuel Combustible Carburant	ProSelect Fuel Combustible Carburant
<b>FORD (Cont'd/Suite)</b>					<b>FORD (Cont'd/Suite)</b>				
<b>2019 (Cont'd/Suite)</b>					<b>2018 (Cont'd/Suite)</b>				
<b>TRANSIT CONNECT</b>					<b>FLEX</b>				
L4 2.0L 2000CC 122CID Turbo	GDI-I-4		N/S	N/S	V6 3.5L 3496cc 213 CID		8	N/S	N/S
L4 2.5L 152CID LPG/CNG/			N/S	N/S	V6 3.5L 3496cc 213 CID Turbo			N/S	N/S
<b>TRANSIT-150</b>					<b>FOCUS</b>				
L5 3.2L 195 CID Turbo Diesel	99V	V	600208	N/A	L3 1.0L 999cc 61 CID Turbo			N/S	N/S
V6 3.5L 3496cc 213 CID Turbo	99G	G	N/S	N/S	L4 2.0L 122CID Flex			N/S	N/S
V6 3.7L 3726cc 227 CID CNG	99M	M	N/S	N/S	L4 2.0L 1999cc 122 CID Turbo			N/S	N/S
<b>TRANSIT-250</b>					<b>FOCUS Electric</b>				
L5 3.2L 195 CID Turbo Diesel	99V	V	600208	N/A	Electric Electric			N/R	N/R
V6 3.5L 3496cc 213 CID Turbo	99G	G	N/S	N/S	<b>FOCUS RS</b>				
V6 3.7L 3726cc 227 CID CNG	99M	M	N/S	N/S	L4 2.3L 140 CID Turbo		3243	23243	
<b>TRANSIT-350</b>					<b>FUSION</b>				
L5 3.2L 195 CID Turbo Diesel	99V	V	600208	N/A	L4 1.5L 1499cc 91 CID Turbo			N/S	N/S
V6 3.5L 3496cc 213 CID Turbo	99G	G	N/S	N/S	L4 2.0L 1999cc 122 CID Electric/Gas			N/S	N/S
V6 3.7L 3726cc 227 CID CNG	99M	M	N/S	N/S	L4 2.0L 1999cc 122 CID Turbo			N/S	N/S
<b>TRANSIT-350 HD</b>					<b>L4 2.5L 2488cc 152 ID</b>				
L5 3.2L 195 CID Turbo Diesel	99V	V	600208	N/A	V6 2.7L 164 CID Turbo			N/S	N/S
V6 3.5L 3496cc 213 CID Turbo	99G	G	N/S	N/S	<b>GT</b>				
V6 3.7L 3726cc 227 CID	99M	M	N/S	N/S	V6 3.5L 3496CC 213CID Turbo			N/S	N/S
V6 3.7L 3726cc 227 CID CNG	99M	M	N/S	N/S	<b>MUSTANG</b>				
V6 3.7L 3726cc 227 CID Flex	99M	M	N/S	N/S	L4 2.3L 140 CID Turbo	99H		N/S	N/S
V6 3.7L 3726cc 227 CID LPG	99M	M	N/S	N/S	V8 5.0L 4951cc 302 CID	99F		N/S	N/S
<b>VAN E-SERIES (UP TO 450 SERIES) Cutaway</b>					<b>MUSTANG Shelby GT350</b>				
V10 6.8L 415 CID LPG/CNG/			N/S	N/S	V8 5.2L		3243	23243	
V8 6.2L 6210cc 379 CID Flex			N/S	N/S	<b>PICKUP F150 ALL</b>				
<b>2018</b>					<b>V6 2.7L 164 CID Turbo</b>				
<b>C-MAX</b>					<b>V6 3.0L 3000CC 183CID(Turbo Diesel HP250 Ford)</b>				
L4 2.0L 1999cc 122 CID Electric/Gas			N/S	N/S	V6 3.3L 3343CC 204CID			N/S	N/S
<b>E350 SUPER DUTY CHASSIS CAB</b>					<b>V8 5.0L 4951CC 302CID</b>				
V10 6.8L 415 CID		S	N/S	N/S	<b>PICKUP F150 ALL Raptor</b>				
V10 6.8L 415 CID CNG/LPG			N/S	N/S	V6 3.5L 3496CC 213CID Turbo			N/S	N/S
V8 6.2L 6200CC 378CID			N/S	N/S	<b>PICKUP F-SERIES SUPER DUTY (UP TO 550 SERIES)</b>				
<b>ECOSPORT</b>					<b>V10 6.8L 415 CID</b>				
L3 1L 995CC 61CID Turbo		E	N/S	N/S			Y	N/S	N/S
L4 2.0L 122CID			N/S	N/S	V8 6.2L 6210cc 379 CID Flex			N/S	N/S
<b>EDGE</b>					<b>V8 6.7L 6651cc 406 CID Turbo Diesel</b>				
L4 2.0L 1999cc 122 CID Turbo			3243	23243			300458	N/A	
V6 2.7L 164 CID Turbo			3243	23243	<b>POLICE INTERCEPTOR SEDAN</b>				
V6 3.5L 3496cc 213 CID			3243	23243	V6 3.5L 3496cc 213 CID FLEX/		8	N/S	N/S
<b>ESCAPE</b>					<b>V6 3.5L 3496cc 213 CID Turbo</b>				
L4 1.5L 1499cc 91 CID Turbo P*			N/S	N/S	V6 3.7L 3726cc 227 CID FLEX/			N/S	N/S
L4 2.0L 1999cc 122 CID Turbo		9	N/S	N/S	<b>POLICE INTERCEPTOR UTILITY</b>				
L4 2.5L 2488cc 152 CID		7	N/S	N/S	V6 3.5L 3496cc 213 CID Turbo			N/S	N/S
<b>EXPEDITION</b>					<b>V6 3.7L 3726cc 227 CID Flex</b>				
V6 3.5L 3496cc 213 CID Turbo			3424	23424	99M	M		N/S	N/S
<b>EXPLORER</b>					<b>RANGER</b>				
L4 2.3L 140 CID Turbo			N/S	N/S	L4 2.5L 152 CID (Mex.)			N/A	N/A
V6 3.5L 3496cc 213 CID			N/S	N/S	<b>Special Service Police Sedan</b>				
V6 3.5L 3496cc 213 CID Turbo			N/S	N/S	L4 2.0L 122 CID Turbo		8	N/S	N/S
<b>EXPLORER SPORT</b>					<b>TAURUS</b>				
V6 3.5L 3496cc 213 CID Turbo			N/S	N/S	L4 2.0L 1999cc 122 CID Turbo			N/S	N/S
<b>FIESTA</b>					<b>V6 3.5L 213 CID</b>				
L3 1.0L 999cc 61 CID Turbo		E	N/S	N/S	V6 3.5L 3496cc 213 CID Turbo			N/S	N/S
L4 1.6L 1596cc 97 CID			N/S	N/S	<b>TAURUS POLICE SEDAN</b>				
L4 1.6L 1596cc 97 CID Turbo			N/S	N/S	V6 3.7L 3726CC 227CID	Duratec 37		N/S	N/S

See pages 13-16 for footnotes.

*Italicized Part Numbers May Not Be Available.*  
 Las piezas con números en *italicas* pueden no estar disponibles.  
 Les numéros de pièce en *italiques* peuvent ne pas être disponibles.



Pass Car Light Truck Fuel Filter Section

FORD 2018-2017

Year/Año/Année Model/Modelo/Modèle Engine/Motor/Moteur	Eng. Code Código de motor Code moteur	VIN NIV NIV	GOLD Fuel Combustible Carburant	ProSelect Fuel Combustible Carburant	Year/Año/Année Model/Modelo/Modèle Engine/Motor/Moteur	Eng. Code Código de motor Code moteur	VIN NIV NIV	GOLD Fuel Combustible Carburant	ProSelect Fuel Combustible Carburant
<b>FORD (Cont'd/Suite)</b>					<b>FORD (Cont'd/Suite)</b>				
<b>2018 (Cont'd/Suite)</b>					<b>2017 (Cont'd/Suite)</b>				
<b>TRANSIT</b>					<b>EXPLORER (Cont'd/Suite)</b>				
L4 2.2L 2198cc Turbo Diesel			308371	N/A	V6 3.5L 3496cc 213 CID			N/S	N/S
L4 2.2L 2198cc Turbo Diesel (Mex.)			308371	N/A	V6 3.5L 3496cc 213 CID Turbo			N/S	N/S
<b>TRANSIT CONNECT</b>					<b>EXPLORER SPORT</b>				
L4 2.5L 152CID LPG/CNG/			N/S	N/S	V6 3.5L 3496cc 213 CID Turbo			N/S	N/S
<b>TRANSIT-150</b>					<b>FIESTA</b>				
L5 3.2L 195 CID Turbo Diesel	99V	V	600208	N/A	L3 1.0L 999cc 61 CID Turbo		E	N/S	N/S
V6 3.5L 3496cc 213 CID Turbo	99G	G	N/S	N/S	L4 1.6L 1596cc 97 CID		J	N/S	N/S
V6 3.7L 3726cc 227 CID	99M		N/S	N/S	L4 1.6L 1596cc 97 CID Turbo		X	N/S	N/S
V6 3.7L 3726cc 227 CID CNG	99M	M	N/S	N/S	<b>FLEX</b>				
V6 3.7L 3726cc 227 CID Flex	99M	M	N/S	N/S	V6 3.5L 3496cc 213 CID		8	N/S	N/S
V6 3.7L 3726cc 227 CID LPG	99M	M	N/S	N/S	V6 3.5L 3496cc 213 CID Turbo		T	N/S	N/S
<b>TRANSIT-250</b>					<b>FOCUS</b>				
L5 3.2L 195 CID Turbo Diesel	99V	V	600208	N/A	L3 1.0L 999cc 61 CID Turbo		E	N/S	N/S
V6 3.5L 3496cc 213 CID Turbo	99G	G	N/S	N/S	L4 2.0L 121 CID		2	N/S	N/S
V6 3.7L 3726cc 227 CID	99M		N/S	N/S	L4 2.0L 1999cc 122 CID Turbo		9	N/S	N/S
V6 3.7L 3726cc 227 CID CNG	99M	M	N/S	N/S	<b>FOCUS Electric</b>				
V6 3.7L 3726cc 227 CID Flex	99M	M	N/S	N/S	Electric Electric		4	N/R	N/R
V6 3.7L 3726cc 227 CID LPG	99M	M	N/S	N/S	<b>FOCUS RS</b>				
<b>TRANSIT-350</b>					L4 2.3L 140 CID Turbo				
L5 3.2L 195 CID Turbo Diesel	99V	V	600208	N/A				3243	23243
V6 3.5L 3496cc 213 CID Turbo	99G	G	N/S	N/S	<b>FUSION</b>				
V6 3.7L 3726cc 227 CID	99M		N/S	N/S	L4 1.5L 1499cc 91 CID Turbo		D	N/S	N/S
V6 3.7L 3726cc 227 CID CNG	99M	M	N/S	N/S	L4 2.0L 1999cc 122 CID Electric/Gas		U	N/S	N/S
V6 3.7L 3726cc 227 CID Flex	99M	M	N/S	N/S	L4 2.0L 1999cc 122 CID Turbo		9	N/S	N/S
V6 3.7L 3726cc 227 CID LPG	99M	M	N/S	N/S	L4 2.5L 2488cc 152 ID		7	N/S	N/S
<b>TRANSIT-350 HD</b>					V6 2.7L 164 CID Turbo				
L5 3.2L 195 CID Turbo Diesel	99V	V	600208	N/A				N/S	N/S
V6 3.5L 3496cc 213 CID Turbo	99G	G	N/S	N/S	<b>GT</b>				
V6 3.7L 3726cc 227 CID	99M		N/S	N/S	V6 3.5L 3496CC 213CID Turbo			N/S	N/S
V6 3.7L 3726cc 227 CID CNG	99M	M	N/S	N/S	<b>MUSTANG</b>				
V6 3.7L 3726cc 227 CID Flex	99M	M	N/S	N/S	L4 2.3L 140 CID Turbo	99H	H	N/S	N/S
V6 3.7L 3726cc 227 CID LPG	99M	M	N/S	N/S	V6 3.7L 3726cc 227 CID	99M	M	N/S	N/S
<b>VAN E-SERIES (UP TO 450 SERIES)</b>					V8 5.0L 4951cc 302 CID				
V10 6.8L 415 CID LPG/CNG/			N/S	N/S		99F	F	N/S	N/S
V8 6.2L 6210cc 379 CID Flex			N/S	N/S	<b>MUSTANG Shelby GT350</b>				
<b>2017</b>					V8 5.2L				
<b>C-MAX</b>					V8 5.2L				
L4 2.0L 1999cc 122 CID Electric/Gas			N/S	N/S				3243	23243
<b>E350 SUPER DUTY CHASSIS CAB</b>					<b>PICKUP F150 ALL</b>				
V10 6.8L 415 CID		S	N/S	N/S	V6 2.7L 164 CID Turbo		P	N/S	N/S
V10 6.8L 415 CID CNG/LPG			N/S	N/S	V6 3.5L 3496CC			N/S	N/S
V8 6.2L 6200CC 378CID			N/S	N/S	V6 3.5L 3496cc 213 CID Turbo			N/S	N/S
<b>EDGE</b>					V8 5.0L 5000CC 302CID				
L4 2.0L 1999cc 122 CID Turbo		9	3243	23243	<b>PICKUP F150 ALL Raptor</b>				
V6 2.7L 164 CID Turbo		P	N/S	N/S	V6 3.5L 3496cc 213 CID Turbo			N/S	N/S
V6 3.5L 3496cc 213 CID			3243	23243	<b>PICKUP F-SERIES SUPER DUTY (UP TO 550 SERIES)</b>				
<b>ESCAPE</b>					V10 6.8L 415 CID				
L4 1.5L 1499cc 91 CID Turbo P*			N/S	N/S	V8 6.2L 6210cc 379 CID Flex		Y	N/S	N/S
L4 2.0L 1999cc 122 CID Turbo		9	N/S	N/S	V8 6.7L 6651cc 406 CID Turbo Diesel			300458	N/A
L4 2.5L 2488cc 152 CID		7	N/S	N/S	<b>POLICE INTERCEPTOR SEDAN</b>				
<b>EXPEDITION</b>					V6 3.5L 3496cc 213 CID FLEX/				
V6 3.5L 3496cc 213 CID Turbo			3424	23424	V6 3.5L 3496cc 213 CID Turbo		8	N/S	N/S
<b>EXPLORER</b>					V6 3.7L 3726cc 227 CID Flex				
L4 2.3L 140 CID Turbo			N/S	N/S		99M	M	N/S	N/S
<b>2017</b>					<b>RANGER</b>				
<b>2017</b>					L4 2.2L 2198cc Turbo Diesel (Mex.)				
<b>2017</b>					L4 2.2L 2198cc Turbo Diesel (Mex.)				

See pages 13-16 for footnotes.

*Italicized Part Numbers May Not Be Available.*  
 Las piezas con números en *italicas* pueden no estar disponibles.  
 Les numéros de pièce en *italiques* peuvent ne pas être disponibles.

P  
a  
s  
s  
C  
a  
r  
L  
i  
g  
h  
t  
T  
r  
u  
c  
k  
F  
u  
e  
l  
F  
i  
l  
t  
e  
r  
s





Year/Año/Année Model/Modelo/Modèle Engine/Motor/Moteur	Eng. Code Código de motor Code moteur	VIN NIV NIV	GOLD Fuel Combustible Carburant	ProSelect Fuel Combustible Carburant	Year/Año/Année Model/Modelo/Modèle Engine/Motor/Moteur	Eng. Code Código de motor Code moteur	VIN NIV NIV	GOLD Fuel Combustible Carburant	ProSelect Fuel Combustible Carburant
<b>FORD (Cont'd/Suite)</b>					<b>FORD (Cont'd/Suite)</b>				
<b>2017 (Cont'd/Suite)</b>					<b>2016 (Cont'd/Suite)</b>				
<b>RANGER (Cont'd/Suite)</b>					<b>ESCAPE (Cont'd/Suite)</b>				
L4 2.5L 152 CID (Mex.)			N/A	N/A	L4 2.5L 2488cc 152 CID		7	N/S	N/S
<b>Special Service Police Sedan</b>					<b>EXPEDITION</b>				
L4 2.0L 122 CID Turbo		8	N/S	N/S	V6 3.5L 3496cc 213 CID Turbo		T	3424	23424
<b>TAURUS</b>					<b>EXPLORER</b>				
L4 2.0L 1999cc 122 CID Turbo		9	N/S	N/S	L4 2.3L 2300CC 140CID EcoBoost Turbo	EcoBoost	H	N/S	N/S
V6 3.5L 213 CID		8	N/S	N/S	V6 3.5L 3496cc 213 CID			N/S	N/S
V6 3.5L 3496cc 213 CID Turbo			N/S	N/S	V6 3.5L 3496cc 213 CID Turbo			N/S	N/S
<b>TRANSIT</b>					<b>FIESTA</b>				
L4 2.2L 2198cc Turbo Diesel			308371	N/A	L3 1.0L 999cc 61 CID Turbo		E	N/S	N/S
L4 2.2L 2198cc Turbo Diesel (Mex.)			308371	N/A	L4 1.6L 1596cc 97 CID		J	N/S	N/S
<b>TRANSIT CONNECT</b>					<b>FIESTA</b>				
L4 2.5L 2488cc 152 CID		7	N/S	N/S	L4 1.6L 1596cc 97 CID Turbo		X	N/S	N/S
L4 2.5L 2488cc 152 CID CNG/LPG			N/S	N/S	<b>FLEX</b>				
<b>TRANSIT-150</b>					<b>FLEX</b>				
L5 3.2L 195 CID Turbo Diesel	99V	V	600208	N/A	V6 3.5L 3496cc 213 CID		8	N/S	N/S
V6 3.5L 3496cc 213 CID Turbo	99G	G	N/S	N/S	V6 3.5L 3496cc 213 CID Turbo		T	N/S	N/S
V6 3.7L 3726cc 227 CID CNG	99M	M	N/S	N/S	<b>FOCUS</b>				
V6 3.7L 3726cc 227 CID Flex	99M	M	N/S	N/S	L3 1.0L 999cc 61 CID Turbo		E	N/S	N/S
V6 3.7L 3726cc 227 CID LPG	99M	M	N/S	N/S	L4 2.0L 121 CID		2	N/S	N/S
<b>TRANSIT-250</b>					<b>FOCUS Electric</b>				
L5 3.2L 195 CID Turbo Diesel	99V	V	600208	N/A	Electric Electric		4	N/R	N/R
V6 3.5L 3496cc 213 CID Turbo	99G	G	N/S	N/S	<b>FOCUS RS</b>				
V6 3.7L 3726cc 227 CID CNG	99M	M	N/S	N/S	L4 2.3L 140 CID Turbo			3243	23243
V6 3.7L 3726cc 227 CID Flex	99M	M	N/S	N/S	<b>FUSION</b>				
V6 3.7L 3726cc 227 CID LPG	99M	M	N/S	N/S	L4 1.5L 1499cc 91 CID Turbo		D	N/S	N/S
<b>TRANSIT-350</b>					<b>FUSION</b>				
L5 3.2L 195 CID Turbo Diesel	99V	V	600208	N/A	L4 2.0L 1999cc 122 CID Electric/Gas		U	N/S	N/S
V6 3.5L 3496cc 213 CID Turbo	99G	G	N/S	N/S	L4 2.0L 1999cc 122 CID Turbo		9	N/S	N/S
V6 3.7L 3726cc 227 CID CNG	99M	M	N/S	N/S	L4 2.5L 2488cc 152 ID		7	N/S	N/S
V6 3.7L 3726cc 227 CID Flex	99M	M	N/S	N/S	<b>MUSTANG</b>				
V6 3.7L 3726cc 227 CID LPG	99M	M	N/S	N/S	L4 2.3L 140 CID Turbo	99H	H	N/S	N/S
<b>TRANSIT-350 HD</b>					<b>MUSTANG</b>				
L5 3.2L 195 CID Turbo Diesel	99V	V	600208	N/A	V6 3.7L 3726cc 227 CID	99M	M	N/S	N/S
V6 3.5L 3496cc 213 CID Turbo	99G	G	N/S	N/S	V8 5.0L 4951cc 302 CID	99F	F	N/S	N/S
V6 3.7L 3726cc 227 CID CNG	99M	M	N/S	N/S	<b>MUSTANG Shelby GT350</b>				
V6 3.7L 3726cc 227 CID Flex	99M	M	N/S	N/S	V8 5.2L			3243	23243
V6 3.7L 3726cc 227 CID LPG	99M	M	N/S	N/S	<b>PICKUP F150 ALL</b>				
<b>VAN E-SERIES (UP TO 450 SERIES)</b>					<b>PICKUP F150 ALL</b>				
V10 6.8L 415 CID LPG/CNG/			N/S	N/S	V6 2.7L 164 CID Turbo		P	N/S	N/S
V8 6.2L 6210cc 379 CID Flex			N/S	N/S	V6 3.5L 3496CC			N/S	N/S
<b>2016</b>					<b>PICKUP F-SERIES SUPER DUTY (UP TO 550 SERIES)</b>				
<b>C-MAX</b>					<b>PICKUP F-SERIES SUPER DUTY (UP TO 550 SERIES)</b>				
L4 2.0L 1999cc 122 CID Electric/Gas			N/S	N/S	V10 6.8L 415 CID		Y	N/S	N/S
<b>E350 SUPER DUTY CHASSIS CAB</b>					<b>PICKUP F-SERIES SUPER DUTY (UP TO 550 SERIES)</b>				
V10 6.8L 415 CID		S	N/S	N/S	V8 6.2L 6210cc 379 CID Flex		6	N/S	N/S
V10 6.8L 415 CID CNG/LPG		S	N/S	N/S	V8 6.7L 6651cc 406 CID Turbo Diesel		T	600737	N/A
V8 5.4L 330 CID Flex		L	N/S	N/S	<b>POLICE INTERCEPTOR SEDAN</b>				
<b>EDGE</b>					<b>POLICE INTERCEPTOR SEDAN</b>				
L4 2.0L 1999cc 122 CID Turbo		9	3243	23243	L4 2.0L 122 CID Turbo		8	N/S	N/S
V6 2.7L 164 CID Turbo		P	N/S	N/S	V6 3.5L 3496cc 213 CID Flex		8	N/S	N/S
V6 3.5L 3496cc 213 CID			3243	23243	V6 3.5L 3496cc 213 CID Turbo		T	N/S	N/S
<b>ESCAPE</b>					<b>POLICE INTERCEPTOR UTILITY</b>				
L4 1.6L 1601cc 98 CID Turbo		X	N/S	N/S	V6 3.7L 3726cc 227 CID Flex		M	N/S	N/S
L4 2.0L 1999cc 122 CID Turbo		9	N/S	N/S	V6 3.5L 3496cc 213 CID Turbo			N/S	N/S
					V6 3.7L 3726cc 227 CID	99M	M	N/S	N/S

See pages 13-16 for footnotes.







Year/Año/Année Model/Modelo/Modèle Engine/Motor/Moteur	Eng. Code Código de motor Code moteur	VIN NIV NIV	GOLD Fuel Combustible Carburant	ProSelect Fuel Combustible Carburant	Year/Año/Année Model/Modelo/Modèle Engine/Motor/Moteur	Eng. Code Código de motor Code moteur	VIN NIV NIV	GOLD Fuel Combustible Carburant	ProSelect Fuel Combustible Carburant
<b>FORD (Cont'd/Suite)</b>					<b>FORD (Cont'd/Suite)</b>				
<b>2015 (Cont'd/Suite)</b>					<b>2014 (Cont'd/Suite)</b>				
<b>TAURUS</b>					<b>FOCUS</b>				
L4 2.0L 1999cc 122 CID Turbo		9	N/S	N/S	L4 2.0L 121 CID		2	N/S	N/S
V6 3.5L 3496cc 213 CID		8	N/S	N/S	L4 2.0L 1999cc 122 CID Turbo		9	N/S	N/S
V6 3.5L 3496cc 213 CID Turbo			N/S	N/S	<b>FOCUS Electric</b>				
<b>TRANSIT</b>					Electric Electric				
L4 2.2L 2198cc Turbo Diesel			308371	N/A	<b>FUSION</b>				
L4 2.2L 2198cc Turbo Diesel (Mex.)			308371	N/A	L4 1.5L 1499cc 91 CID Turbo		D	N/S	N/S
<b>TRANSIT CONNECT</b>					L4 1.6L 1596cc 97 CID Turbo		R	N/S	N/S
L4 1.6L 1596cc 97 CID Turbo		X	N/S	N/S	L4 2.0L 1999cc 122 CID Electric/Gas		U	N/S	N/S
L4 2.5L 2488cc 152 CID		7	N/S	N/S	L4 2.0L 1999cc 122 CID Turbo		9	N/S	N/S
<b>TRANSIT-150</b>					L4 2.5L 2488cc 152 ID		7	N/S	N/S
L5 3.2L 195 CID Turbo Diesel	99V	V	600208	N/A	<b>IKON</b>				
V6 3.5L 3496cc 213 CID Turbo	99G	G	N/S	N/S	L4 1.6L 1558cc (Mex.)			3097	23097
V6 3.7L 3726cc 227 CID Flex	99M	M	N/S	N/S	<b>LOBO</b>				
<b>TRANSIT-250</b>					V8 6.2L 6200cc (Mex.)			3243	23243
L5 3.2L 195 CID Turbo Diesel	99V	V	600208	N/A	<b>MUSTANG</b>				
V6 3.5L 3496cc 213 CID Turbo	99G	G	N/S	N/S	V6 3.7L 3726cc 227 CID	99M	M	3243	23243
V6 3.7L 3726cc 227 CID Flex	99M	M	N/S	N/S	<b>MUSTANG GT</b>				
<b>TRANSIT-350</b>					V8 5.0L 4951cc 302 CID	99F	F	3243	23243
L5 3.2L 195 CID Turbo Diesel	99V	V	600208	N/A	<b>MUSTANG SHELBY GT500</b>				
V6 3.5L 3496cc 213 CID Turbo	99G	G	N/S	N/S	V8 5.8L 5812cc 355 CID Super Charged	99Z	Z	3243	23243
V6 3.7L 3726cc 227 CID Flex	99M	M	N/S	N/S	<b>PICKUP F150 ALL</b>				
<b>TRANSIT-350 HD</b>					V6 3.5L 3496cc 213 CID Turbo		T	N/S	N/S
L5 3.2L 195 CID Turbo Diesel	99V	V	600208	N/A	V6 3.7L 3726cc 227 CID	99M	M	N/S	N/S
V6 3.5L 3496cc 213 CID Turbo	99G	G	N/S	N/S	V8 5.0L 4951cc 302 CID Flex		F	N/S	N/S
V6 3.7L 3726cc 227 CID Flex	99M	M	N/S	N/S	V8 6.2L 6210cc 379 CID Flex	6	3243	23243	
<b>VAN E-SERIES (UP TO 450 SERIES)</b>					<b>PICKUP F-SERIES SUPER DUTY (UP TO 550 SERIES)</b>				
V10 6.8L 415 CID		S	N/S	N/S	V10 6.8L 415 CID		Y	N/S	N/S
V8 5.4L 330 CID		L	N/S	N/S	V8 6.2L 6210cc 379 CID Flex		6	N/S	N/S
<b>2014</b>					V8 6.7L 6651cc 406 CID Turbo Diesel		T	600737	N/A
<b>C-MAX</b>					<b>POLICE INTERCEPTOR SEDAN</b>				
L4 2.0L 1999cc 122 CID Electric/Gas			N/S	N/S	L4 2.0L 122 CID Turbo		8	N/S	N/S
<b>EDGE</b>					V6 3.5L 3496cc 213 CID		8	N/S	N/S
L4 2.0L 1999cc 122 CID Turbo		9	N/S	N/S	V6 3.5L 3496cc 213 CID Turbo		T	N/S	N/S
V6 3.5L 3496cc 213 CID		C	N/S	N/S	V6 3.7L 3726cc 227 CID	99M	M	N/S	N/S
V6 3.7L 3726cc 227 CID	99M	K	N/S	N/S	V6 3.7L 3726cc 227 CID Flex		K	N/S	N/S
<b>ESCAPE</b>					<b>POLICE INTERCEPTOR UTILITY</b>				
L4 1.6L 1601cc 98 CID Turbo		X	N/S	N/S	V6 3.7L 3726cc 227 CID	99M	M	N/S	N/S
L4 2.0L 1999cc 122 CID Turbo		9	N/S	N/S	<b>RANGER</b>				
L4 2.5L 2488cc 152 CID		7	3296	23296	L4 2.2L 2198cc Turbo Diesel (Mex.)			3395	N/A
<b>EXPEDITION</b>					<b>TAURUS</b>				
V8 5.4L 330 CID Flex		5	3424	23424	L4 2.0L 1999cc 122 CID Turbo		9	N/S	N/S
<b>EXPLORER</b>					V6 3.5L 3496cc 213 CID		8	N/S	N/S
L4 2.0L 1999cc 122 CID Turbo		9	N/S	N/S	V6 3.5L 3496cc 213 CID Turbo			N/S	N/S
V6 3.5L 3496cc 213 CID			N/S	N/S	<b>TRANSIT</b>				
<b>EXPLORER SPORT</b>					L4 2.2L 2198cc Turbo Diesel			308371	N/A
V6 3.5L 3496cc 213 CID Turbo			N/S	N/S	L4 2.2L 2198cc Turbo Diesel (Mex.)			308371	N/A
<b>FIESTA</b>					<b>TRANSIT CONNECT</b>				
L3 1.0L 999cc 61 CID Turbo		E	N/S	N/S	L4 1.6L 1596cc 97 CID Turbo		X	N/S	N/S
L4 1.6L 1596cc 97 CID		J	N/S	N/S	L4 2.5L 2488cc 152 CID CNG		7	N/S	N/S
L4 1.6L 1596cc 97 CID Turbo		X	N/S	N/S	<b>VAN E-SERIES (UP TO 450 SERIES)</b>				
<b>FLEX</b>					V10 6.8L 415 CID		S	N/S	N/S
V6 3.5L 3496cc 213 CID		8	N/S	N/S	V8 4.6L 281CID Flex		W	N/S	N/S
V6 3.5L 3496cc 213 CID Turbo		T	N/S	N/S	V8 5.4L 330 CID		L	N/S	N/S

See pages 13-16 for footnotes.



Pass Car Light Truck Fuel Filter Section

FORD 2013-2012

Year/Año/Année Model/Modelo/Modèle Engine/Motor/Moteur	Eng. Code Código de motor Code moteur	VIN NIV NIV	GOLD Fuel Combustible Carburant	ProSelect Fuel Combustible Carburant	Year/Año/Année Model/Modelo/Modèle Engine/Motor/Moteur	Eng. Code Código de motor Code moteur	VIN NIV NIV	GOLD Fuel Combustible Carburant	ProSelect Fuel Combustible Carburant
<b>FORD (Cont'd/Suite)</b>					<b>FORD (Cont'd/Suite)</b>				
<b>2013</b>					<b>2013 (Cont'd/Suite)</b>				
<b>C-MAX</b>					<b>POLICE INTERCEPTOR UTILITY</b>				
L4 2.0L 1999cc 122 CID Electric/Gas		U	N/S	N/S	V6 3.7L 227 CID	99M	R	N/S	N/S
<b>EDGE</b>					V6 3.7L 3726cc 227 CID 99M M N/S N/S				
L4 2.0L 1999cc 122 CID Turbo		9	N/S	N/S	<b>RANGER</b>				
V6 3.5L 3496cc 213 CID		C	N/S	N/S	L4 2.2L 2198cc Turbo Diesel (Mex.) 3395 N/A				
V6 3.7L 3726cc 227 CID	99M	K	N/S	N/S	<b>TAURUS</b>				
<b>ESCAPE</b>					L4 2.0L 1999cc 122 CID Turbo 9 N/S N/S				
L4 1.6L 1601cc 98 CID Turbo		X	N/S	N/S	V6 3.5L 3496cc 213 CID 8 N/S N/S				
L4 2.0L 1999cc 122 CID Turbo		9	N/S	N/S	V6 3.5L 3496cc 213 CID Turbo N/S N/S				
L4 2.5L 2488cc 152 CID		7	3296	23296	<b>TRANSIT</b>				
<b>EXPEDITION</b>					L4 2.2L 2198cc Turbo Diesel 308371 N/A				
V8 5.4L 330 CID Flex		5	3424	23424	L4 2.2L 2198cc Turbo Diesel (Mex.) 308371 N/A				
<b>EXPLORER</b>					<b>TRANSIT CONNECT</b>				
L4 2.0L 1999cc 122 CID Turbo		9	N/S	N/S	L4 2.0L 121 CID 99N N N/S N/S				
V6 3.5L 3496cc 213 CID			N/S	N/S	<b>VAN E-SERIES (UP TO 450 SERIES)</b>				
<b>EXPLORER SPORT</b>					V10 6.8L 415 CID N/S N/S				
V6 3.5L 3496cc 213 CID Turbo			N/S	N/S	V8 4.6L 281CID Flex W N/S N/S				
<b>FIESTA</b>					V8 5.4L 330 CID N/S N/S				
L4 1.6L 1596cc 97 CID		J	N/S	N/S	<b>2012</b>				
<b>FLEX</b>					<b>COURIER</b>				
V6 3.5L 3496cc 213 CID		8	N/S	N/S	L4 1.6L 1598cc (Mex.) 3296 23296				
V6 3.5L 3496cc 213 CID Turbo		T	N/S	N/S	<b>COURIER L/L PLUS</b>				
<b>FOCUS</b>					L4 1.6L 1597cc (Mex.) 3296 23296				
L4 2.0L 121 CID		2	3424	23424	<b>COURIER XL</b>				
L4 2.0L 1999cc 122 CID Turbo		9	3424	23424	L4 1.6L 1597cc (Mex.) 3296 23296				
<b>FOCUS Electric</b>					<b>ECOSPRT</b>				
Electric Electric		4	N/R	N/R	L4 2.0L 1999cc (Mex.) 3595 23595				
<b>FUSION</b>					<b>EDGE</b>				
L4 1.6L 1596cc 97 CID Turbo		R	N/S	N/S	L4 2.0L 1999cc 122 CID Turbo 9 N/S N/S				
L4 2.0L 1999cc 122 CID Electric/Gas		U	N/S	N/S	V6 3.5L 213 CID C N/S N/S				
L4 2.0L 1999cc 122 CID Turbo		9	N/S	N/S	V6 3.7L 3726cc 227 CID 99M K N/S N/S				
L4 2.5L 2488cc 152 ID		7	N/S	N/S	<b>ESCAPE</b>				
<b>IKON</b>					L4 2.5L 2488cc 152 CID 997 3296 23296				
L4 1.6L 1558cc (Mex.)			3097	23097	V6 3.0L 3000CC 183CID 99G G N/S N/S				
<b>MUSTANG</b>					<b>ESCAPE HYBRID</b>				
V6 3.7L 3726cc 227 CID	99M		3243	23243	L4 2.5L 2488cc 152 CID Electric/Gas 993 3 N/S N/S				
V8 5.0L 302 CID	99F		3243	23243	<b>EXPEDITION</b>				
<b>MUSTANG LUJO</b>					V8 5.4L 330 CID Flex 5 3424 23424				
V6 3.7L (Mex.)			3243	23243	<b>EXPLORER</b>				
<b>MUSTANG SHELBY GT500</b>					L4 2.0L 1999cc 122 CID Turbo 9 N/S N/S				
V8 5.8L 355 CID Super Charged	99Z		3243	23243	V6 3.5L 3496cc 213 CID N/S N/S				
<b>PICKUP F150 ALL</b>					<b>FIESTA</b>				
V6 3.5L 3496cc 213 CID Turbo		T	N/S	N/S	L4 1.6L 1596cc 97 CID J N/S N/S				
V6 3.7L 3726cc 227 CID	99M	M	3243	23243	<b>FLEX</b>				
V8 5.0L 4951cc 302 CID Flex		F	N/S	N/S	V6 3.5L 3496cc 213 CID C N/S N/S				
V8 6.2L 6210cc 379 CID Flex		6	3243	23243	V6 3.5L 3496cc 213 CID Turbo T N/S N/S				
<b>PICKUP F-SERIES SUPER DUTY (UP TO 550 SERIES)</b>					<b>FOCUS</b>				
V10 6.8L 415 CID		Y	N/S	N/S	L4 2.0L 121 CID 2,9 N/S N/S				
V8 6.2L 6210cc 379 CID Flex		6	N/S	N/S	<b>FOCUS Electric</b>				
V8 6.7L 6651cc 406 CID Turbo Diesel		T	600737	N/A	Electric Electric 4 N/R N/R				
<b>POLICE INTERCEPTOR SEDAN</b>					<b>FUSION</b>				
V6 3.5L 3496cc 213 CID		8	N/S	N/S	L4 2.5L 152 CID 99G A N/S N/S				
V6 3.5L 3496cc 213 CID Turbo		T	N/S	N/S	V6 3.0L 183 CID G N/S N/S				
V6 3.7L 3726cc 227 CID	99M	M	N/S	N/S	V6 3.5L 213 CID C N/S N/S				

See pages 13-16 for footnotes.

*Italicized Part Numbers May Not Be Available.*  
 Las piezas con números en *italicas* pueden no estar disponibles.  
 Les numéros de pièce en *italiques* peuvent ne pas être disponibles.



Year/Año/Année Model/Modelo/Modèle Engine/Motor/Moteur	Eng. Code Código de motor Code moteur	VIN NIV NIV	GOLD Fuel Combustible Carburant	ProSelect Fuel Combustible Carburant	Year/Año/Année Model/Modelo/Modèle Engine/Motor/Moteur	Eng. Code Código de motor Code moteur	VIN NIV NIV	GOLD Fuel Combustible Carburant	ProSelect Fuel Combustible Carburant
<b>FORD (Cont'd/Suite)</b>					<b>FORD (Cont'd/Suite)</b>				
<b>2012 (Cont'd/Suite)</b>					<b>2011 (Cont'd/Suite)</b>				
<b>FUSION HYBRID</b>					<b>EDGE</b>				
L4 2.5L 152 CID Electric/Gas		3	N/S	N/S	V6 3.5L 213 CID		C	N/S	N/S
<b>IKON</b>					V6 3.7L 3726cc 227 CID				
L4 1.6L 1558cc (Mex.)			3097	23097		99M	K	N/S	N/S
<b>LOBO</b>					<b>ESCAPE</b>				
V8 5.0L 5000cc (Mex.)			3243	23243	L4 2.3L 138 CID (Mex.)			3296	23296
<b>LOBO HARLEY DAVIDSON</b>					L4 2.5L 2488cc 152 CID				
V8 6.2L 6200cc (Mex.)			3243	23243	V6 3.0L 3000CC 183CID	997	7	N/S	N/S
<b>LOBO RAPTOR SVT</b>					L4 2.5L 2488cc 152 CID Electric/Gas				
V8 6.2L 6200cc (Mex.)			3243	23243		99G	G	N/S	N/S
<b>MUSTANG</b>					<b>ESCAPE HYBRID</b>				
V6 3.7L 3726cc 227 CID	99M	M	N/S	N/S	L4 2.5L 2488cc 152 CID Electric/Gas	993	3	N/S	N/S
V8 5.0L 302 CID	99F	F,U	N/S	N/S	<b>EXPEDITION</b>				
<b>MUSTANG LUJO</b>					V8 5.4L 330 CID Flex				
V6 3.7L (Mex.)			3243	23243			5	3424	23424
<b>MUSTANG SHELBY GT500</b>					<b>EXPLORER</b>				
V8 5.4L 330 CID Super Charged	99S	S	3243	23243	L4 2.0L 1999cc 122 CID Turbo		9	N/S	N/S
<b>PICKUP F150 ALL</b>					V6 3.5L 213 CID				
V6 3.5L 213 CID Turbo	99T	T	N/S	N/S	V6 4.0L 244 CID (Mex.)			3243	23243
V6 3.7 3700cc (Mex.)			3243	23243	<b>FIESTA</b>				
V6 3.7L 227 CID	99M	M	N/S	N/S	L4 1.6L 1596cc 97 CID		J	N/S	N/S
V8 5.0L 302 CID		F	N/S	N/S	L4 1.6L 1596cc 97 CID (Mex.)			3595	23595
V8 6.2L 6210cc 379 CID Flex		6	N/S	N/S	<b>FLEX</b>				
<b>PICKUP F-SERIES SUPER DUTY (UP TO 550 SERIES)</b>					V6 3.5L 3496cc 213 CID				
V10 6.8L 415 CID	99Y	Y	N/S	N/S	V6 3.5L 3496cc 213 CID Turbo		C	N/S	N/S
V8 6.2L 6210cc 379 CID Flex		6	N/S	N/S		T		N/S	N/S
V8 6.7L 6651cc 406 CID Turbo Diesel		T	600737	N/A	<b>FOCUS</b>				
<b>RANGER</b>					L4 2.0L 121 CID				
L4 2.2L 2198cc Turbo Diesel (Mex.)			3395	N/A			N	3424 <sup>6</sup>	23424 <sup>6</sup>
L4 2.5L 2499cc Turbo Diesel (Mex.)			3138	N/A	<b>FOCUS RS</b>				
<b>TAURUS</b>					V6 2.5L 155 CID (Mex.)				
V6 3.5L 3496cc 213 CID		W	N/S	N/S				3595	23595
<b>TAURUS SHO</b>					<b>FOCUS ST</b>				
V6 3.5L 3496cc 213 CID Turbo			N/S	N/S	V6 2.5L 155 CID (Mex.)			3595	23595
<b>TRANSIT</b>					<b>FUSION</b>				
L4 2.2L 2198cc Turbo Diesel			308371	N/A	L4 2.5L 152 CID	99A	A	N/S	N/S
L4 2.2L 2198cc Turbo Diesel (Mex.)			308371	N/A	V6 3.0L 183 CID	99G	G	N/S	N/S
<b>TRANSIT CONNECT</b>					V6 3.5L 213 CID				
Electric Electric			N/R	N/R			C	N/S	N/S
L4 2.0L 121 CID	99N	N	N/S	N/S	<b>FUSION HYBRID</b>				
<b>VAN E-SERIES (UP TO 450 SERIES)</b>					L4 2.5L 152 CID Electric/Gas				
V10 6.8L 415 CID	99S		N/S	N/S			3	N/S	N/S
V8 4.6L 281CID Flex	99W	W	N/S	N/S	<b>IKON</b>				
V8 5.4L 330 CID	99L		N/S	N/S	L4 1.6L 1558cc (Mex.)			3097	23097
<b>2011</b>					<b>LOBO</b>				
<b>COURIER</b>					V8 4.6L 281CID Flex (Mex.)				
L4 1.6L 1598cc (Mex.)			3296	23296	V8 5.0L 302 CID (Mex.)		W	3243	23243
<b>CROWN VICTORIA</b>					V8 5.4L 330 CID (Mex.)				
V8 4.6L 281 CID		W	3595 <sup>447</sup>	23595 <sup>447</sup>	V8 6.2L 6210cc 379 CID Flex (Mex.)			3243	23243
V8 4.6L 281 CID Flex		V	3595 <sup>447</sup>	23595 <sup>447</sup>	<b>MUSTANG</b>				
<b>ECONOLINE</b>					V6 3.7L 3726cc 227 CID				
V8 4.6L 4600cc (Mex.)			3595	23595	V8 5.0L 302 CID	99M	M	N/S	N/S
<b>ECOSPORT</b>					V8 5.0L 302 CID				
L4 2.0L (Mex.)			3595	23595	V8 6.2L 6210cc 379 CID Flex		F	N/S	N/S
<b>2011</b>					<b>PICKUP F-SERIES SUPER DUTY (UP TO 550 SERIES)</b>				
<b>COURIER</b>					V10 6.8L 415 CID				
L4 1.6L 1598cc (Mex.)			3296	23296		99Y	Y	N/S	N/S
<b>CROWN VICTORIA</b>					<b>MUSTANG SHELBY GT500</b>				
V8 4.6L 281 CID		W	3595 <sup>447</sup>	23595 <sup>447</sup>	V8 5.4L 330 CID Super Charged	99S	S	3243	23243
V8 4.6L 281 CID Flex		V	3595 <sup>447</sup>	23595 <sup>447</sup>	<b>PICKUP F150 ALL</b>				
<b>ECONOLINE</b>					V6 3.5L 213 CID Turbo				
V8 4.6L 4600cc (Mex.)			3595	23595	V6 3.7L 227 CID	99M	M	N/S	N/S
<b>ECOSPORT</b>					V8 5.0L 302 CID				
L4 2.0L (Mex.)			3595	23595	V8 6.2L 6210cc 379 CID Flex		6	N/S	N/S

See pages 13-16 for footnotes.

*Italicized Part Numbers May Not Be Available.*  
 Las piezas con números en *italicas* pueden no estar disponibles.  
 Les numéros de pièce en *italiques* peuvent ne pas être disponibles.



Pass Car Light Truck Fuel Filter Section

FORD 2011-2009

Year/Año/Année Model/Modelo/Modele Engine/Motor/Moteur	Eng. Code Código de motor Code moteur	VIN NIV NIV	GOLD Fuel Combustible Carburant	ProSelect Fuel Combustible Carburant	Year/Año/Année Model/Modelo/Modele Engine/Motor/Moteur	Eng. Code Código de motor Code moteur	VIN NIV NIV	GOLD Fuel Combustible Carburant	ProSelect Fuel Combustible Carburant
<b>FORD (Cont'd/Suite)</b>					<b>FORD (Cont'd/Suite)</b>				
<b>2011 (Cont'd/Suite)</b>					<b>2010 (Cont'd/Suite)</b>				
<b>PICKUP F-SERIES SUPER DUTY (UP TO 550 SERIES) (Cont'd/Suite)</b>					<b>FOCUS</b>				
V8 6.2L 6210cc 379 CID Flex		6	N/S	N/S	L4 2.0L 121 CID		N	N/S	N/S
V8 6.7L 6651cc 406 CID Turbo Diesel		T	600737	N/A	<b>FUSION</b>				
<b>RANGER</b>					L4 2.5L 152 CID			A	N/S
L4 2.2L 2198cc Turbo Diesel (Mex.)			3395	N/A	V6 3.0L 183 CID	99G	G	N/S	N/S
L4 2.3L 140 CID	99D	D	3424	23424	V6 3.5L 213 CID		C	N/S	N/S
L4 2.5L 2499cc Turbo Diesel (Mex.)			3138	N/A	<b>FUSION HYBRID</b>				
V6 4.0L 244 CID	99E	E	3424	23424	L4 2.5L 152 CID Electric/Gas		3	N/S	N/S
<b>TAURUS</b>					<b>IKON</b>				
V6 3.5L 3496cc 213 CID		W	N/S	N/S	L4 1.6L 1558cc (Mex.)			3097	23097
<b>TAURUS SHO</b>					<b>LOBO</b>				
V6 3.5L 3496cc 213 CID Turbo			N/S	N/S	V8 4.6L 281CID Flex (Mex.)		W	3243	23243
<b>TRANSIT</b>					<b>MUSTANG</b>				
L4 2.2L 2198cc Turbo Diesel			308371	N/A	V6 4.0L 244 CID		N	3243	23243
L4 2.2L 2198cc Turbo Diesel (Mex.)			308371	N/A	V8 4.6L 281 CID		H	3243	23243
<b>TRANSIT CONNECT</b>					<b>MUSTANG LUJO</b>				
L4 2.0L 121 CID	99N	N	N/S	N/S	V6 3.7L (Mex.)			3243	23243
<b>VAN E-SERIES (UP TO 450 SERIES)</b>					<b>MUSTANG SHELBY GT500</b>				
V10 6.8L 415 CID	99S		N/S	N/S	V8 5.4L 330 CID Super Charged		S	3243	23243
V8 4.6L 281CID Flex	99W	W	N/S	N/S	<b>PICKUP F150 ALL</b>				
V8 5.4L 330 CID	99L		N/S	N/S	V8 4.6L 281CID Flex	998	8	N/S	N/S
<b>2010</b>					V8 4.6L 281CID Flex	99W	W	N/S	N/S
<b>COURIER</b>					V8 5.4L 330 CID	99V	V	N/S	N/S
L4 1.6L 1596cc (Mex.)			3296	23296	V8 6.2L 6210cc 379 CID Flex		6	N/S	N/S
L4 1.6L 1598cc (Mex.)			3296	23296	<b>PICKUP F-SERIES SUPER DUTY (UP TO 550 SERIES)</b>				
<b>CROWN VICTORIA</b>					V10 6.8L 415 CID	99Y	Y	3243	23243
V8 4.6L 281 CID Flex		V	3595 <sup>447</sup>	23595 <sup>447</sup>	V8 5.4L 330 CID	99S		3243	23243
<b>ECONOLINE</b>					V8 6.2L 6210cc 379 CID Flex		6	N/S	N/S
V8 4.6L 4600cc (Mex.)			3595	23595	V8 6.4L 391 CID Turbo Diesel	99R	R	3963 <sup>310</sup>	23963 <sup>310</sup>
V8 5.4L 5400cc (Mex.)			3595	23595	<b>RANGER</b>				
<b>ECOSPORT</b>					L4 2.3L 140 CID	99D	D	3424	23424
L4 2.0L (Mex.)			3595	23595	L4 2.5L 2499cc Turbo Diesel (Mex.)			3138	N/A
<b>EDGE</b>					V6 4.0L 244 CID	99E	E	3424	23424
V6 3.5L 213 CID		C	N/S	N/S	<b>TAURUS</b>				
<b>ESCAPE</b>					V6 3.5L 3496cc 213 CID		W	N/S	N/S
L4 2.3L 138 CID (Mex.)			3296	23296	<b>TAURUS SHO</b>				
L4 2.5L 2488cc 152 CID	997		N/S	N/S	V6 3.5L 3496cc 213 CID Turbo			N/S	N/S
V6 3.0L 3000CC 183CID	99G	G	N/S	N/S	<b>TRANSIT</b>				
<b>ESCAPE HYBRID</b>					L4 2.2L 2198cc Turbo Diesel			308371	N/A
L4 2.5L 2488cc 152 CID Electric/Gas	993	3	N/S	N/S	L4 2.2L 2198cc Turbo Diesel (Mex.)			308371	N/A
<b>EXPEDITION</b>					L4 2.4L 2402cc Diesel (Mex.)			600084	N/A
V8 5.4L 330 CID Flex		5	3424	23424	L5 3.2L 3199cc Diesel (Mex.)			600084	N/A
<b>EXPLORER</b>					<b>TRANSIT CONNECT</b>				
V6 4.0L 244 CID	99E	E	3243	23243	L4 2.0L 121 CID	99N	N	N/S	N/S
V8 4.6L 281CID Flex	998	W	3243	23243	<b>VAN E-SERIES (UP TO 450 SERIES)</b>				
<b>EXPLORER SPORT TRAC</b>					V10 6.8L 415 CID	99S		N/S	N/S
V6 4.0L 244 CID		E	3243	23243	V8 4.6L 281CID Flex	99W	W	N/S	N/S
V8 4.6L 281 CID		8	3243	23243	V8 5.4L 330 CID Flex		L	N/S	N/S
<b>FIESTA</b>					V8 6.0L 364 CID Turbo Diesel	99P	P	3600	N/A
L4 1.6L 1596cc 97 CID (Mex.)			3595 <sup>53,70</sup>	23595 <sup>70</sup>	<b>2009</b>				
<b>FLEX</b>					<b>CLUB WAGON ECONOLINE</b>				
V6 3.5L 3496cc 213 CID		C	N/S	N/S	V8 4.6L 4600cc (Mex.)			3959	N/A
V6 3.5L 3496cc 213 CID Turbo		T	N/S	N/S	V8 5.4L 5400cc (Mex.)			3595	23595

See pages 13-16 for footnotes.

*Italicized Part Numbers May Not Be Available.*  
 Las piezas con números en *italicas* pueden no estar disponibles.  
 Les numéros de pièce en *italiques* peuvent ne pas être disponibles.

P  
a  
s  
s  
C  
a  
r  
L  
i  
g  
h  
t  
T  
r  
u  
c  
k  
F  
u  
e  
l  
F  
i  
l  
t  
e  
r  
s



FORD 2009-2008

Pass Car Light Truck Fuel Filter Section

Year/Año/Année Model/Modelo/Modèle Engine/Motor/Moteur	Eng. Code Código de motor Code moteur	VIN NIV NIV	GOLD Fuel Combustible Carburant	ProSelect Fuel Combustible Carburant	Year/Año/Année Model/Modelo/Modèle Engine/Motor/Moteur	Eng. Code Código de motor Code moteur	VIN NIV NIV	GOLD Fuel Combustible Carburant	ProSelect Fuel Combustible Carburant
<b>FORD (Cont'd/Suite)</b>					<b>FORD (Cont'd/Suite)</b>				
<b>2009 (Cont'd/Suite)</b>					<b>2009 (Cont'd/Suite)</b>				
<b>COURIER</b>					<b>RANGER (Cont'd/Suite)</b>				
L4 1.6L 1596cc (Mex.)			3296	23296	V6 4.0L 244 CID	99E	E	3424	23424
<b>CROWN VICTORIA</b>					<b>TAURUS</b>				
V8 4.6L 281 CID Flex		V	3595 <sup>447</sup>	23595 <sup>447</sup>	V6 3.5L 213 CID		W	N/S	N/S
<b>ECONOLINE</b>					<b>TAURUS X</b>				
V8 4.6L 4600cc (Mex.)			3595	23595	V6 3.5L 213 CID		W	N/S	N/S
<b>ECOSPORT</b>					<b>TRANSIT</b>				
L4 2.0L (Mex.)			3595	23595	L4 2.2L 2198cc Turbo Diesel			308371	N/A
<b>EDGE</b>					L4 2.2L 2198cc Turbo Diesel (Mex.)				
V6 3.5L 213 CID		C	N/S	N/S	L4 2.4L 2402cc Diesel (Mex.)			308371	N/A
<b>ESCAPE</b>					L4 2.4L 2402cc Diesel (Mex.)				
L4 2.5L 2488cc 152 CID	997	7	N/S	N/S	L5 3.2L 3199cc Diesel (Mex.)			600084	N/A
V6 3.0L 3000CC 183CID	99G	G	N/S	N/S	<b>VAN E-SERIES (UP TO 450 SERIES)</b>				
<b>ESCAPE HYBRID</b>					V10 6.8L 415 CID				
L4 2.5L 2488cc 152 CID Electric/Gas	993	3	N/S	N/S	V8 4.6L 281CID Flex	99S	S	N/S	N/S
<b>EXPEDITION</b>					V8 5.4L 330 CID				
V8 5.4L 330 CID Flex		5	3424	23424	V8 6.0L 364 CID Turbo Diesel	99P	P	3600	N/A
<b>EXPLORER</b>					<b>2008</b>				
V6 4.0L 244 CID	99E	E	3243	23243	<b>CLUB WAGON ECONOLINE</b>				
V8 4.6L 281CID Flex	998	W	3243	23243	V8 4.6L 4600cc (Mex.)			3959	N/A
<b>EXPLORER SPORT TRAC</b>					V8 5.4L 5400cc (Mex.)				
V6 4.0L 244 CID		E	3243	23243	<b>COURIER</b>				
V8 4.6L 281 CID		8	3243	23243	L4 1.6L 1596cc (Mex.)			3296	23296
<b>FIESTA</b>					<b>CROWN VICTORIA</b>				
L4 1.6L 1596cc 97 CID (Mex.)			3595 <sup>53,70</sup>	23595 <sup>70</sup>	V8 4.6L 281 CID		W	3595 <sup>447</sup>	23595 <sup>447</sup>
<b>FLEX</b>					V8 4.6L 281 CID Flex				
V6 3.5L 3496cc 213 CID			N/S	N/S	<b>ECONOLINE</b>				
<b>FOCUS</b>					V8 4.6L 4600cc (Mex.)				
L4 2.0L 121 CID		N	3424 <sup>6</sup>	23424 <sup>6</sup>	<b>ECOSPORT</b>				
<b>FUSION</b>					L4 2.0L (Mex.)				
L4 2.3L 140 CID		Z	N/S	N/S	L4 2.0L (Mex.)				
V6 3.0L 183 CID		1	N/S	N/S	V6 3.5L 213 CID				
<b>IKON</b>					L4 2.3L 140 CID				
L4 1.6L 1558cc (Mex.)			3097	23097	V6 3.0L 3000CC 183CID				
<b>LOBO</b>					<b>ESCAPE HYBRID</b>				
V8 4.6L 281CID Flex (Mex.)		W	3243	23243	L4 2.3L 140 CID Electric/Gas				
<b>MUSTANG</b>					<b>EXPEDITION</b>				
V6 4.0L 244 CID		N	3243	23243	V8 5.4L 330 CID				
V8 4.6L 281 CID		H	3243	23243	<b>EXPLORER</b>				
<b>MUSTANG BULLITT</b>					V6 4.0L 244 CID				
V8 4.6L 281 CID		H	3243	23243	V8 4.6L 281CID Flex				
<b>MUSTANG SHELBY GT500</b>					<b>EXPLORER SPORT TRAC</b>				
V8 5.4L 330 CID Super Charged		S	3243	23243	V6 4.0L 244 CID				
<b>PICKUP F150 ALL</b>					V8 4.6L 281 CID				
V8 4.6L 281CID Flex	998	W	N/S	N/S	<b>FIESTA</b>				
	99W	8	N/S	N/S	L4 1.6L 1596cc 97 CID (Mex.)				
V8 5.4L 330 CID		5	N/S	N/S	L4 1.6L 1596cc 97 CID (Mex.)				
	99V	V	N/S	N/S	L4 2.0L 121 CID				
<b>PICKUP F-SERIES SUPER DUTY (UP TO 550 SERIES)</b>					L4 2.0L 121 CID				
V10 6.8L 415 CID	99Y	Y	3243	23243	L4 2.0L 121 CID				
V8 5.4L 330 CID	99S	5	3243	23243	<b>FUSION</b>				
V8 6.4L 391 CID Turbo Diesel	99R	R	3963 <sup>310</sup>	23963 <sup>310</sup>	L4 2.3L 140 CID				
<b>RANGER</b>					V6 3.0L 183 CID				
L4 2.3L 140 CID	99D	D	3424	23424	V6 3.0L 183 CID				

See pages 13-16 for footnotes.

*Italicized Part Numbers May Not Be Available.*  
Las piezas con números en *italicas* pueden no estar disponibles.  
Les numéros de pièce en *italiques* peuvent ne pas être disponibles.





Pass Car Light Truck Fuel Filter Section

FORD 2008-2007

Year/Año/Année Model/Modelo/Modèle Engine/Motor/Moteur	Eng. Code Código de motor Code moteur	VIN NIV NIV	GOLD Fuel Combustible Carburant	ProSelect Fuel Combustible Carburant	Year/Año/Année Model/Modelo/Modèle Engine/Motor/Moteur	Eng. Code Código de motor Code moteur	VIN NIV NIV	GOLD Fuel Combustible Carburant	ProSelect Fuel Combustible Carburant
<b>FORD (Cont'd/Suite)</b>					<b>FORD (Cont'd/Suite)</b>				
<b>2008 (Cont'd/Suite)</b>					<b>2007 (Cont'd/Suite)</b>				
<b>KA</b>					<b>ESCAPE</b>				
L4 1.6L 1596cc (Mex.)			3097	23097	L4 2.3L 141 CID		Z	3097 <sup>447</sup>	23097 <sup>447</sup>
<b>LOBO</b>					V6 3.0L 3000CC 183CID				
V8 4.6L 281CID Flex (Mex.)		W	3243	23243	<b>ESCAPE HYBRID</b>				
<b>MUSTANG</b>					L4 2.3L 140 CID Electric/Gas				
V6 4.0L 244 CID	99N	N	3243	23243	H 3097 <sup>447</sup>				
V8 4.6L 281 CID	99H	H	3243	23243	<b>EXPEDITION</b>				
<b>MUSTANG BULLITT</b>					V8 5.4L 330 CID				
V8 4.6L 281 CID	99H	H	3243	23243	5 3424				
<b>MUSTANG SHELBY GT500</b>					<b>EXPLORER</b>				
V8 5.4L 330 CID Super Charged	99S	S	3243	23243	V6 4.0L 244 CID		E	3243	23243
<b>PICKUP F150 ALL</b>					V8 4.6L 281CID Flex				
V6 4.2L 256 CID		2	3243	23243	W 3243				
V8 4.6L 281CID Flex		W	3243	23243	<b>EXPLORER SPORT TRAC</b>				
V8 5.4L 330 CID		5	3243	23243	V6 4.0L 244 CID		K	3243	23243
<b>PICKUP F-SERIES SUPER DUTY (UP TO 550 SERIES)</b>					V8 4.6L 281CID Flex				
V10 6.8L 415 CID		Y	3243	23243	W 3243				
V8 5.4L 330 CID		5	3243	23243	5 3243				
V8 6.4L 391 CID Turbo Diesel		R	3963 <sup>310</sup>	23963 <sup>310</sup>	<b>FIESTA</b>				
<b>RANGER</b>					L4 1.6L 1596cc 97 CID (Mex.)				
L4 2.3L 140 CID		D	3424	23424	3595 <sup>53,70</sup>				
V6 3.0L 3000CC 183CID		U	3424	23424	23595 <sup>50</sup>				
V6 4.0L 244 CID		E	3424	23424	<b>FIESTA IKON</b>				
<b>TAURUS</b>					L4 1.6L 1596cc (Mex.)				
V6 3.5L 213 CID		W	N/S	N/S	3097				
<b>TAURUS X</b>					<b>FIVE HUNDRED</b>				
V6 3.5L 213 CID	998	W	N/S	N/S	V6 3.0L 183 CID	991	1	3595 <sup>447</sup>	23595 <sup>447</sup>
<b>TRANSIT</b>					<b>FOCUS</b>				
L4 2.2L 2198cc Turbo Diesel			308371	N/A	L4 2.0L 121 CID		N	3595 <sup>447</sup>	23595 <sup>447</sup>
L4 2.2L 2198cc Turbo Diesel (Mex.)			308371	N/A	L4 2.3L 140 CID		Z	3595 <sup>447</sup>	23595 <sup>447</sup>
L4 2.4L 2402cc Diesel (Mex.)			600084	N/A	<b>FREESTAR</b>				
L5 3.2L 3199cc Diesel (Mex.)			600084	N/A	V6 3.9L 241 CID		6	3424	23424
<b>VAN E-SERIES (UP TO 450 SERIES)</b>					V6 4.2L 256 CID				
V10 6.8L 415 CID		S	3595 <sup>447</sup>	23595 <sup>447</sup>	2 3424				
V8 4.6L 281CID Flex		W	3595 <sup>447</sup>	23595 <sup>447</sup>	<b>FREESTYLE</b>				
V8 5.4L 330 CID			3595 <sup>447</sup>	23595 <sup>447</sup>	V6 3.0L 3000CC 183CID		1	3595 <sup>447</sup>	23595 <sup>447</sup>
V8 6.0L 364 CID Turbo Diesel		P	3600	N/A	<b>FUSION</b>				
<b>2007</b>					L4 2.3L 140 CID				
<b>CLUB WAGON ECONOLINE</b>					991 Z N/S N/S				
V8 4.6L 4600cc (Mex.)			3959	N/A	V6 3.0L 183 CID	991	1	N/S	N/S
V8 5.4L 5400cc (Mex.)			3595	23595	<b>GRAND MARQUIS</b>				
V8 6.0L Diesel (Mex.)			3595	23595	V8 4.6L 281 CID	99H	W	3595	23595
<b>COURIER</b>					<b>IKON</b>				
L4 1.6L 1596cc (Mex.)			3296	23296	L4 1.6L 1558cc (Mex.)			3097	23097
<b>CROWN VICTORIA</b>					<b>KA</b>				
V8 4.6L 281 CID		W	3595 <sup>447</sup>	23595 <sup>447</sup>	L4 1.6L 1596cc (Mex.)			3097	23097
V8 4.6L 281 CID Flex		V	3595 <sup>447</sup>	23595 <sup>447</sup>	<b>LOBO</b>				
<b>ECONOLINE</b>					V8 4.6L 4600cc (Mex.)				
V8 4.6L 4600cc (Mex.)			3595	23595	V8 5.4L 5400cc (Mex.)			3595	23595
<b>ECOSPORT</b>					N/A N/A				
L4 2.0L (Mex.)			3595	23595	<b>MUSTANG</b>				
<b>EDGE</b>					V6 4.0L 244 CID				
V6 3.5L 213 CID		C	N/S	N/S	V8 4.6L 281 CID	99H	H	3243	23243
					V8 5.4L 330 CID				
					V8 5.4L 330 CID Flex				
					V8 5.4L 330 CID Flex				
					V8 5.4L 330 CID Flex				
					<b>PICKUP F-SERIES SUPER DUTY (UP TO 550 SERIES)</b>				
					V10 6.8L 415 CID				
					V8 5.4L 330 CID				
					V8 6.0L 364 CID Turbo Diesel				

See pages 13-16 for footnotes.

*Italicized Part Numbers May Not Be Available.*  
 Las piezas con números en *italicas* pueden no estar disponibles.  
 Les numéros de pièce en *italiques* peuvent ne pas être disponibles.

P  
a  
s  
s  
C  
a  
r  
L  
i  
g  
h  
t  
T  
r  
u  
c  
k  
F  
u  
e  
l  
F  
i  
l  
t  
e  
r  
s





Year/Año/Année Model/Modelo/Modelé Engine/Motor/Moteur	Eng. Code Código de motor Code moteur	VIN NIV NIV	GOLD Fuel Combustible Carburant	ProSelect Fuel Combustible Carburant	Year/Año/Année Model/Modelo/Modelé Engine/Motor/Moteur	Eng. Code Código de motor Code moteur	VIN NIV NIV	GOLD Fuel Combustible Carburant	ProSelect Fuel Combustible Carburant
<b>FORD (Cont'd/Suite)</b>					<b>FORD (Cont'd/Suite)</b>				
<b>2007 (Cont'd/Suite)</b>					<b>2006 (Cont'd/Suite)</b>				
<b>RANGER</b>					<b>FREESTAR</b>				
L4 2.3L 140 CID		D	3424	23424	V6 3.9L 241 CID		6	3424	23424
V6 3.0L 3000CC 183CID		U	3424	23424	V6 4.2L 256 CID		2	3424	23424
V6 4.0L 244 CID		E	3424	23424	<b>FREESTYLE</b>				
<b>TAURUS</b>					V6 3.0L 3000CC 183CID				
V6 3.0L 183 CID	991	U	3097 <sup>447</sup>	23097 <sup>447</sup>	FUSION				
<b>TRANSIT</b>					L4 2.3L 140 CID				
L4 2.2L 2198cc Turbo Diesel			308371	N/A	V6 3.0L 183 CID				
L4 2.2L 2198cc Turbo Diesel (Mex.)			308371	N/A	GRAND MARQUIS				
L4 2.4L 2402cc Diesel (Mex.)			600084	N/A	V8 4.6L 281 CID				
L5 3.2L 3199cc Diesel (Mex.)			600084	N/A	99H W 3595 23595				
<b>VAN E-SERIES (UP TO 450 SERIES)</b>					<b>GT</b>				
V10 6.8L 415 CID		S	3595 <sup>447</sup>	23595 <sup>447</sup>	V8 5.4L 330 CID Super Charged				
V8 4.6L 281CID Flex		W	3595 <sup>447</sup>	23595 <sup>447</sup>	99S S N/A N/A				
V8 5.4L 330 CID			3595 <sup>447</sup>	23595 <sup>447</sup>	<b>IKON</b>				
V8 6.0L 364 CID Turbo Diesel		P	3600	N/A	L4 1.6L 1558cc (Mex.)				
<b>2006</b>					L4 1.6L 1596cc (Mex.)				
<b>CLUB WAGON ECONOLINE</b>					LOBO				
V8 4.6L 4600cc (Mex.)			3959	N/A	V8 4.6L 4600cc (Mex.)				
V8 5.4L 5400cc (Mex.)			3595	23595	V8 5.4L 5400cc (Mex.)				
V8 6.0L Diesel (Mex.)			3595	23595	<b>MUSTANG</b>				
<b>COURIER</b>					V6 4.0L 244 CID				
L4 1.6L 1596cc (Mex.)			3296	23296	99N N 3243 23243				
<b>CROWN VICTORIA</b>					V8 4.6L 281 CID				
V8 4.6L 281 CID		W	3595 <sup>447</sup>	23595 <sup>447</sup>	V8 4.6L 281 CID				
V8 4.6L 281 CID CNG		9	N/A	N/A	99H H 3243 23243				
V8 4.6L 281 CID Flex		V	3595 <sup>447</sup>	23595 <sup>447</sup>	<b>PICKUP F150 ALL</b>				
<b>ECONOLINE</b>					V6 4.2L 256 CID				
V8 4.6L 4600cc (Mex.)			3595	23595	2 3595 <sup>447</sup> 23595 <sup>447</sup>				
<b>ECOSPORT</b>					V8 4.6L 281CID Flex				
L4 2.0L (Mex.)			3595	23595	W 3243 23243				
<b>ESCAPE</b>					V8 5.4L 330 CID				
L4 2.3L 141 CID		Z	3097 <sup>447</sup>	23097 <sup>447</sup>	5,V 3595 <sup>447</sup> 23595 <sup>447</sup>				
V6 3.0L 182 CID Flex (Mex.)			N/S	N/S	3243 23243				
V6 3.0L 3000CC 183CID		1	3097 <sup>447</sup>	23097 <sup>447</sup>	P 3899 <sup>53</sup> 23899				
<b>ESCAPE HYBRID</b>					<b>RANGER</b>				
L4 2.3L 140 CID Electric/Gas		H	3097 <sup>447</sup>	23097 <sup>447</sup>	L4 2.3L 140 CID				
<b>EXPEDITION</b>					V6 3.0L 3000CC 183CID				
V8 5.4L 330 CID		5	3595 <sup>447</sup>	23595 <sup>447</sup>	V6 4.0L 244 CID				
<b>EXPLORER</b>					<b>TAURUS</b>				
V6 4.0L 244 CID		E	3243	23243	V6 3.0L 183 CID				
V8 4.6L 281CID Flex		W	3243	23243	991 U,2 3097 <sup>447</sup> 23097 <sup>447</sup>				
<b>FIESTA</b>					<b>VAN E-SERIES (UP TO 450 SERIES)</b>				
L4 1.6L 1596cc 97 CID (Mex.)			3595 <sup>53,70</sup>	23595 <sup>70</sup>	V10 6.8L 415 CID				
<b>FIESTA IKON</b>					V8 5.4L 330 CID				
L4 1.6L 1596cc (Mex.)			3097	23097	S 3595 <sup>447</sup> 23595 <sup>447</sup>				
<b>FIVE HUNDRED</b>					V8 4.6L 281 CID				
V6 3.0L 183 CID	991	1	3595 <sup>447</sup>	23595 <sup>447</sup>	W 3595 <sup>447</sup> 23595 <sup>447</sup>				
<b>FOCUS</b>					V8 5.4L 330 CID				
L4 2.0L 121 CID		N	3595 <sup>447</sup>	23595 <sup>447</sup>	L 3595 <sup>447</sup> 23595 <sup>447</sup>				
L4 2.3L 140 CID		Z	3595 <sup>447</sup>	23595 <sup>447</sup>	V8 6.0L 364 CID Turbo Diesel				
<b>2005</b>					P 3600 N/A				
<b>CLUB WAGON ECONOLINE</b>					<b>2005</b>				
V8 4.6L 4600cc (Mex.)			3959	N/A	<b>CLUB WAGON ECONOLINE</b>				
V8 5.4L Diesel (Mex.)			3595	23595	V8 4.6L 4600cc (Mex.)				
V8 5.4L 5400cc (Mex.)			3595	23595	V8 5.4L Diesel (Mex.)				
<b>COURIER</b>					V8 5.4L 5400cc (Mex.)				
L4 1.6L 1596cc (Mex.)			3296	23296	3595 23595				

P  
a  
s  
s  
C  
a  
r  
L  
i  
g  
h  
t  
T  
r  
u  
c  
k  
F  
u  
e  
l  
F  
i  
l  
t  
e  
r  
s

See pages 13-16 for footnotes.

*Italicized Part Numbers May Not Be Available.*  
Las piezas con números en *italicas* pueden no estar disponibles.  
Les numéros de pièce en *italiques* peuvent ne pas être disponibles.



Pass Car Light Truck Fuel Filter Section

FORD 2005-2004

Year/Año/Année Model/Modelo/Modèle Engine/Motor/Moteur	Eng. Code Código de motor Code moteur	VIN NIV NIV	GOLD Fuel Combustible Carburant	ProSelect Fuel Combustible Carburant	Year/Año/Année Model/Modelo/Modèle Engine/Motor/Moteur	Eng. Code Código de motor Code moteur	VIN NIV NIV	GOLD Fuel Combustible Carburant	ProSelect Fuel Combustible Carburant
<b>FORD (Cont'd/Suite)</b>					<b>FORD (Cont'd/Suite)</b>				
<b>2005 (Cont'd/Suite)</b>					<b>2005 (Cont'd/Suite)</b>				
<b>CROWN VICTORIA</b>					<b>MUSTANG (Cont'd/Suite)</b>				
V8 4.6L 281 CID		W	3595 <sup>447</sup>	23595 <sup>447</sup>	V8 4.6L 281 CID		H	3243	23243
V8 4.6L 281 CID CNG		9	N/A	N/A	<b>PICKUP F150 ALL</b>				
<b>ECONOLINE</b>					V6 4.2L 256 CID		2	3595 <sup>447</sup>	23595 <sup>447</sup>
V8 4.6L 4600cc (Mex.)			3595	23595	V8 4.6L 281 CID		W	3595 <sup>447</sup>	23595 <sup>447</sup>
<b>ECOSPORT</b>					V8 5.4L 330 CID		5	3595 <sup>447</sup>	23595 <sup>447</sup>
L4 2.0L (Mex.)			3595	23595	<b>PICKUP F-SERIES SUPER DUTY (UP TO 550 SERIES)</b>				
<b>ESCAPE</b>					V10 6.8L 415 CID		Y	3243	23243
L4 2.3L 140 CID		Z	3097 <sup>447</sup>	23097 <sup>447</sup>	V8 5.4L 330 CID		5	3243	23243
V6 3.0L 182 CID		1	3097 <sup>447</sup>	23097 <sup>447</sup>	V8 6.0L 364 CID Turbo Diesel		P	3899 <sup>53</sup>	23899
<b>ESCAPE HYBRID</b>					<b>RANGER</b>				
L4 2.3L 140 CID Electric/Gas		H	3097 <sup>447</sup>	23097 <sup>447</sup>	L4 2.3L 140 CID		D	3424	23424
<b>EXCURSION</b>					V6 3.0L 3000CC 183CID		U	3424	23424
V10 6.8L 415 CID		S	3296	23296	V6 4.0L 244 CID		E	3424	23424
V8 5.4L 330 CID		L	3296	23296	<b>TAURUS</b>				
V8 6.0L 364 CID Turbo Diesel		P	3899 <sup>53</sup>	23899	V6 3.0L 183 CID Duratec		U	3097 <sup>447</sup>	23097 <sup>447</sup>
<b>EXPEDITION</b>					V6 3.0L 183 CID Duratec VIN S DOHC		S	3097 <sup>447</sup>	23097 <sup>447</sup>
V8 5.4L 330 CID		5	3749 3 Lines 3595 <sup>447</sup> 2 Lines	23749 3 Lines 23595 <sup>447</sup> 2 Lines	<b>THUNDERBIRD</b>				
<b>EXPLORER</b>					V8 3.9L 242 CID		A	3243	23243
V6 4.0L 244 CID		E,K	3243	23243	<b>VAN E-SERIES (UP TO 450 SERIES)</b>				
V8 4.6L 281 CID		W	3243	23243	V10 6.8L 415 CID		S	3595 <sup>447</sup>	23595 <sup>447</sup>
<b>EXPLORER SPORT TRAC</b>					V8 4.6L 281CID Flex		W	3595 <sup>447</sup>	23595 <sup>447</sup>
V6 4.0L 244 CID		K	3243	23243	V8 5.4L 330 CID		L,M,Z	3595 <sup>447</sup>	23595 <sup>447</sup>
<b>FIESTA</b>								Std.	Std.
L4 1.6L 1596cc 97 CID (Mex.)			3595 <sup>53,70</sup>	23595 <sup>70</sup>				N/A	N/A
<b>FIESTA IKON</b>								CNG	CNG
L4 1.6L 1596cc (Mex.)			3097	23097				N/A	N/A
<b>FIVE HUNDRED</b>					V8 6.0L 364 CID Turbo Diesel		P	3600	(Flex-Fuel) N/A
V6 3.0L 183 CID		1	3595 <sup>447</sup>	23595 <sup>447</sup>	<b>2004</b>				
<b>FOCUS</b>					<b>CLUB WAGON ECONOLINE</b>				
L4 2.0L 121 CID		N	3595 <sup>447</sup>	23595 <sup>447</sup>	V8 4.6L 4600cc (Mex.)			3595	23595
L4 2.3L 140 CID		Z	3595 <sup>447</sup>	23595 <sup>447</sup>	V8 5.4L Diesel (Mex.)			3595	23595
<b>FREESTAR</b>					V8 5.4L 5400cc (Mex.)			3595	23595
V6 3.9L 241 CID		6	3595 <sup>447</sup>	23595 <sup>447</sup>	<b>COURIER</b>				
V6 4.2L 256 CID		2	3595 <sup>447</sup>	23595 <sup>447</sup>	L4 1.6L 1596cc (Mex.)			3296	23296
<b>FREESTYLE</b>					<b>CROWN VICTORIA</b>				
V6 3.0L 3000CC 183CID		1	3595 <sup>447</sup>	23595 <sup>447</sup>	V8 4.6L 281 CID	99H	W	3595 <sup>447</sup>	23595 <sup>447</sup>
<b>GRAND MARQUIS</b>					V8 4.6L 281 CID CNG		9	N/A	N/A
V8 4.6L 281 CID	99H	W	3595	23595	<b>ECONOLINE</b>				
<b>GT</b>					V8 4.6L 4600cc (Mex.)			3595	23595
V8 5.4L 330 CID Super Charged		S	N/A	N/A	<b>ECOSPORT</b>				
<b>IKON</b>					L4 2.0L (Mex.)			3595	23595
L4 1.6L 1558cc (Mex.)			3097	23097	<b>ESCAPE</b>				
<b>KA</b>					L4 2.0L 1989cc 121 CID		B	3097 <sup>447</sup>	23097 <sup>447</sup>
L4 1.6L 1596cc (Mex.)			3097	23097	V6 3.0L 182 CID		1	3097 <sup>447</sup>	23097 <sup>447</sup>
<b>LOBO</b>					<b>EXCURSION</b>				
V8 4.6L 4600cc (Mex.)			N/A	N/A	V10 6.8L 415 CID		S	3296	23296
V8 5.4L 5400cc (Mex.)			N/A	N/A	V8 5.4L 330 CID		L	3296	23296
<b>MARAUDER</b>					V8 6.0L 364 CID Turbo Diesel		P	3899 <sup>53</sup>	23899
V8 4.6L 281 CID	99H	V	3595	23595	<b>EXPEDITION</b>				
<b>MUSTANG</b>					V8 4.6L 281 CID		W	3749	23749
V6 4.0L 244 CID		N	3243	23243	V8 5.4L 330 CID		L	3749	23749
<b>EXPEDITION</b>					<b>EXPLORER</b>				
<b>EXPLORER</b>					V6 4.0L 244 CID		E,K	3243	23243

See pages 13-16 for footnotes.

*Italicized Part Numbers May Not Be Available.*  
 Las piezas con números en *italicas* pueden no estar disponibles.  
 Les numéros de pièce en *italiques* peuvent ne pas être disponibles.

P  
a  
s  
s  
C  
a  
r  
L  
i  
g  
h  
t  
T  
r  
u  
c  
k  
F  
u  
e  
l  
F  
i  
l  
t  
e  
r  
s



Year/Año/Année Model/Modelo/Modèle Engine/Motor/Moteur	Eng. Code Código de motor Code moteur	VIN NIV NIV	GOLD Fuel Combustible Carburant	ProSelect Fuel Combustible Carburant	Year/Año/Année Model/Modelo/Modèle Engine/Motor/Moteur	Eng. Code Código de motor Code moteur	VIN NIV NIV	GOLD Fuel Combustible Carburant	ProSelect Fuel Combustible Carburant
<b>FORD (Cont'd/Suite)</b>					<b>FORD (Cont'd/Suite)</b>				
<b>2004 (Cont'd/Suite)</b>					<b>2004 (Cont'd/Suite)</b>				
<b>EXPLORER (Cont'd/Suite)</b>					<b>PICKUP F-SERIES SUPER DUTY (UP TO 550 SERIES) (Cont'd/Suite)</b>				
V8 4.6L 281CID Flex		W	3243	23243	V8 6.0L 364 CID Turbo Diesel			3899 <sup>53</sup>	23899
<b>EXPLORER SPORT TRAC</b>					<b>RANGER</b>				
V6 4.0L 244 CID		K	3243	23243	L4 2.3L 140 CID		D	3424	23424
<b>FIESTA</b>					V6 3.0L 182 CID Flex			3667	23667
L4 1.6L 1596cc 97 CID (Mex.)			3595 <sup>53,70</sup>	23595 <sup>70</sup>	V6 3.0L 3000CC 183CID		U	3424	23424
<b>FIESTA IKON</b>					V6 4.0L 244 CID		E	3424	23424
L4 1.6L 1596cc (Mex.)			3097	23097	<b>TAURUS</b>				
<b>FOCUS</b>					V6 3.0L 183 CID	991	S	3097 <sup>447</sup>	23097 <sup>447</sup>
L4 2.0L 121 CID		3	3595 <sup>447</sup>	23595 <sup>447</sup>		991	U,2	3097 <sup>447</sup>	23097 <sup>447</sup>
		P	3595 <sup>447</sup>	23595 <sup>447</sup>	<b>THUNDERBIRD</b>				
L4 2.3L 140 CID		Z	3595 <sup>447</sup>	23595 <sup>447</sup>	V8 3.9L 242 CID		A	3243	23243
			4/04-on	4/04-on	<b>VAN E-SERIES (UP TO 450 SERIES)</b>				
			N/A <sup>61</sup>	N/A <sup>61</sup>	V10 6.8L 415 CID		S	3595 <sup>447</sup>	23595 <sup>447</sup>
			To 4/04	To 4/04	V8 4.6L 281 CID		W	3595 <sup>447</sup>	23595 <sup>447</sup>
<b>FOCUS SVT</b>					V8 5.4L 330 CID		L,M,Z	3595 <sup>447</sup>	23595 <sup>447</sup>
L4 2.0L 121 CID		5	3595 <sup>447</sup>	23595 <sup>447</sup>				Std.	Std.
<b>FREESTAR</b>								N/A	N/A
V6 3.9L 241 CID		6	3595 <sup>447</sup>	23595 <sup>447</sup>				CNG	CNG
V6 4.2L 256 CID		2	3595 <sup>447</sup>	23595 <sup>447</sup>				N/A	N/A
<b>GRAND MARQUIS</b>					V8 6.0L 364 CID Turbo Diesel		P	3600	N/A
V8 4.6L 281 CID	99H	W	3595	23595	<b>2003</b>				
<b>IKON</b>					<b>CLUB WAGON ECONOLINE</b>				
L4 1.6L 1558cc (Mex.)			3097	23097	V6 4.2L 4200cc (Mex.)			3595	23595
<b>KA</b>					V8 5.0L Diesel (Mex.)			3595	23595
L4 1.6L 1596cc (Mex.)			3097	23097	V8 5.0L 4951CC 302CID (Mex.)			3595	23595
<b>LOBO</b>					<b>COURIER</b>				
V8 4.6L 4600cc (Mex.)			N/A	N/A	L4 1.6L 1596cc (Mex.)			3296	23296
V8 5.4L 5400cc (Mex.)			N/A	N/A	<b>CROWN VICTORIA</b>				
<b>MARAUDER</b>					V8 4.6L 281 CID		W	3595 <sup>447</sup>	23595 <sup>447</sup>
V8 4.6L 281 CID	99H	V	3595	23595	V8 4.6L 281 CID CNG		9	N/A	N/A
<b>MUSTANG</b>					<b>ECONOLINE</b>				
V6 3.8L 232 CID		4	3595 <sup>447</sup>	23595 <sup>447</sup>	V6 4.2L 4200cc (Mex.)			3296	23296
V6 3.9L 238 CID		6	3595 <sup>447</sup>	23595 <sup>447</sup>	V8 5.4L 5400cc (Mex.)			3296	23296
V8 4.6L 281 CID	99H	R,X	3595 <sup>447</sup>	23595 <sup>447</sup>	<b>ESCAPE</b>				
V8 4.6L 281 CID Super Charged		Y	3595 <sup>447</sup>	23595 <sup>447</sup>	L4 2.0L 1989cc 121 CID		B	3097 <sup>447</sup>	23097 <sup>447</sup>
<b>PICKUP F150 ALL</b>					V6 3.0L 182 CID		1	3097 <sup>447</sup>	23097 <sup>447</sup>
V6 4.2L 256 CID		2	3595 <sup>447</sup>	23595 <sup>447</sup>	<b>ESCORT</b>				
V8 4.6L 281CID Flex		W	3595 <sup>447</sup>	23595 <sup>447</sup>	L4 2.0L 121 CID		P	3293	23293
V8 5.4L 330 CID			3595 <sup>447</sup>	23595 <sup>447</sup>	<b>EXCURSION</b>				
<b>PICKUP F150 ALL Lightning</b>					V10 6.8L 415 CID		S	3296	23296
V8 5.4L 330 CID Super Charged		3	3595	23595	V8 5.4L 330 CID		L	3296	23296
<b>PICKUP F150 HERITAGE</b>					V8 6.0L 364 CID Turbo Diesel		P	3899 <sup>53</sup>	23899
V8 4.6L 281CID Flex		W	3595 <sup>447</sup>	23595 <sup>447</sup>	V8 7.3L 445 CID Turbo Diesel		F	3818 <sup>184,53</sup>	23818 <sup>184</sup>
V8 5.4L 330 CID			3595 <sup>447</sup>	23595 <sup>447</sup>	<b>EXPEDITION</b>				
			Std.	Std.	V8 4.6L 281 CID		W	3749	23749
			N/A	N/A	V8 5.4L 330 CID		L	3749	23749
			CNG	CNG	<b>EXPLORER</b>				
			N/A	N/A	V6 4.0L 244 CID		E	3424	23424
			Flex-Fuel	Flex-Fuel				3 Lines	3 Lines
<b>PICKUP F150 SUPERCREW</b>								3243	23243
V8 4.6L 281CID Flex		W	3595	23595				2 Lines	2 Lines
V8 5.4L 330 CID		5	3595	23595	V6 4.0L 244 CID Flex-Fuel		K	3424	23424
<b>PICKUP F-SERIES SUPER DUTY (UP TO 550 SERIES)</b>								3 Lines	3 Lines
V10 6.8L 415 CID			3296	23296					
V8 5.4L 330 CID			3296	23296					

See pages 13-16 for footnotes.



Pass Car Light Truck Fuel Filter Section

FORD 2003-2002

Year/Año/Année Model/Modelo/Modèle Engine/Motor/Moteur	Eng. Code Código de motor Code moteur	VIN NIV NIV	GOLD Fuel Combustible Carburant	ProSelect Fuel Combustible Carburant	Year/Año/Année Model/Modelo/Modèle Engine/Motor/Moteur	Eng. Code Código de motor Code moteur	VIN NIV NIV	GOLD Fuel Combustible Carburant	ProSelect Fuel Combustible Carburant
<b>FORD (Cont'd/Suite)</b>					<b>FORD (Cont'd/Suite)</b>				
<b>2003 (Cont'd/Suite)</b>					<b>2003 (Cont'd/Suite)</b>				
<b>EXPLORER (Cont'd/Suite)</b>					<b>PICKUP F-SERIES SUPER DUTY (UP TO 550 SERIES) (Cont'd/Suite)</b>				
V8 4.6L 281CID Flex		W	3424 3 Lines 3243 2 Lines	23424 3 Lines 23243 2 Lines	V8 6.0L 364 CID Turbo Diesel		P	3899 <sup>53</sup>	23899
					V8 7.3L 445 CID Turbo Diesel		F	3818 <sup>184,53</sup>	23818 <sup>184</sup>
<b>EXPLORER SPORT</b>					<b>RANGER</b>				
V6 4.0L 244 CID		E	3424 Std. 3667 Flex-Fuel	23424 Std. 23667 Flex-Fuel	L4 2.3L 140 CID		D	3409 Flex-Fuel 3591 Std.	23409 Flex-Fuel 23591 Std.
<b>EXPLORER SPORT TRAC</b>									
V6 4.0L 244 CID		E	3424 (From 3/4/02) 3667 (To 3/4/02)	23424 (From 3/4/02) 23667 (To 3/4/02)	V6 3.0L 182 CID Flex		V	3667	23667
					V6 3.0L 3000CC 183CID		U	3591	23591
<b>FIESTA</b>									
L4 1.6L 1596cc 97 CID (Mex.)			3595 <sup>53,70</sup>	23595 <sup>70</sup>	V6 4.0L 245 CID		E	3591	23591
<b>FIESTA IKON</b>					<b>TAURUS</b>				
L4 1.6L 1596cc (Mex.)			3097	23097	V6 3.0L 183 CID		U,2	3097 <sup>447</sup>	23097 <sup>447</sup>
<b>FOCUS</b>									
L4 2.0L 121 CID		3	3595 <sup>447</sup>	23595 <sup>447</sup>	V6 3.0L 183 CID Duratec		S	3097 <sup>447</sup>	23097 <sup>447</sup>
		P	3595 <sup>447</sup>	23595 <sup>447</sup>	<b>THUNDERBIRD</b>				
L4 2.3L 140 CID		Z	3595 <sup>447</sup> To 9/03 N/A <sup>61</sup> 9/03 on	23595 <sup>447</sup> To 9/03 N/A <sup>61</sup> 9/03 on	V8 3.9L 242 CID		A	3243	23243
<b>FOCUS SVT</b>					<b>VAN E-SERIES (UP TO 450 SERIES)</b>				
L4 2.0L 121 CID		5	3595 <sup>447</sup>	23595 <sup>447</sup>	V10 6.8L 415 CID		S	3595 <sup>447</sup>	23595 <sup>447</sup>
<b>GRAND MARQUIS</b>									
V8 4.6L 281 CID	99H	W	3595	23595	V6 4.2L 256 CID		2	3595 <sup>447</sup>	23595 <sup>447</sup>
<b>IKON</b>									
L4 1.6L 1558cc (Mex.)			3097	23097	V8 4.6L 281 CID		W	3595 <sup>447</sup>	23595 <sup>447</sup>
<b>KA</b>									
L4 1.6L 1596cc (Mex.)			3097	23097	V8 5.4L 330 CID		L,M,Z	3595 <sup>447</sup> Std. N/A CNG N/A Flex-Fuel	23595 <sup>447</sup> Std. N/A CNG N/A Flex-Fuel
<b>LOBO</b>					<b>V8 7.3L 445 CID Turbo Diesel</b>				
V8 4.6L 281CID Flex (Mex.)		W	3243	23243			F	3818 <sup>184,53</sup>	23818 <sup>184</sup>
V8 5.4L 5400cc (Mex.)			N/A	N/A	<b>WINDSTAR</b>				
<b>MUSTANG</b>									
V6 3.8L 232 CID		4	3595 <sup>447</sup>	23595 <sup>447</sup>	V6 3.8L 232 CID		4	3595 <sup>447</sup>	23595 <sup>447</sup>
V8 4.6L 281 CID		R,X	3595 <sup>447</sup>	23595 <sup>447</sup>	<b>ZX-2</b>				
V8 4.6L 281 CID Super Charged		Y	3595 <sup>447</sup>	23595 <sup>447</sup>	L4 2.0L 121 CID		3	3293	23293
<b>PICKUP F150 ALL</b>					<b>2002</b>				
V6 4.2L 256 CID		2	3595 <sup>447</sup>	23595 <sup>447</sup>	<b>CLUB WAGON ECONOLINE</b>				
V8 4.6L 281 CID		6	3595 <sup>447</sup>	23595 <sup>447</sup>	V6 4.2L 4200cc (Mex.)			3595	23595
		W	3595 <sup>447</sup>	23595 <sup>447</sup>	V8 5.0L 4951CC 302CID (Mex.)			3595	23595
V8 5.4L 330 CID		L,M,Z	3595 <sup>447</sup> Std. N/A CNG N/A Flex-Fuel	23595 <sup>447</sup> Std. N/A CNG N/A Flex-Fuel	<b>COURIER</b>				
<b>PICKUP F150 ALL Harley Davidson</b>									
V8 5.4L 330 CID Super Charged		3	3595	23595	L4 1.6L 1596cc (Mex.)			3296	23296
<b>PICKUP F150 ALL Lightning</b>					<b>CROWN VICTORIA</b>				
V8 5.4L 330 CID Super Charged		3	3595	23595	V8 4.6L 281 CID	99H	W	3595 <sup>447</sup>	23595 <sup>447</sup>
<b>PICKUP F-SERIES SUPER DUTY (UP TO 550 SERIES)</b>									
V10 6.8L 415 CID		S	3296	23296	V8 4.6L 281 CID CNG		9	N/A	N/A
V8 5.4L 330 CID		L	3296	23296	<b>ECONOLINE</b>				
<b>EXPEDITION</b>									
V8 4.6L 281 CID		W	3595 <sup>447</sup>	23595 <sup>447</sup>	V6 4.2L 4200cc (Mex.)			3296	23296
V8 5.4L 330 CID		L	3595 <sup>447</sup>	23595 <sup>447</sup>	V8 5.4L 5400cc (Mex.)			3296	23296

See pages 13-16 for footnotes.

*Italicized Part Numbers May Not Be Available.*  
Las piezas con números en *italicas* pueden no estar disponibles.  
Les numéros de pièce en *italiques* peuvent ne pas être disponibles.

P  
a  
s  
s  
C  
a  
r  
L  
i  
g  
h  
t  
T  
r  
u  
c  
k  
F  
u  
e  
l  
F  
i  
l  
t  
e  
r  
s



Year/Año/Année Model/Modelo/Modèle Engine/Motor/Moteur	Eng. Code Código de motor Code moteur	VIN NIV NIV	GOLD Fuel Combustible Carburant	ProSelect Fuel Combustible Carburant	Year/Año/Année Model/Modelo/Modèle Engine/Motor/Moteur	Eng. Code Código de motor Code moteur	VIN NIV NIV	GOLD Fuel Combustible Carburant	ProSelect Fuel Combustible Carburant
--	---	-------------------	--	---	--	---	-------------------	--	---

FORD (Cont'd/Suite)

FORD (Cont'd/Suite)

**2002** (Cont'd/Suite)

**2002** (Cont'd/Suite)

**EXPLORER**

V6 4.0L 244 CID		E,K	3424 3 Lines 3233 2 Lines	23424 3 Lines 23233 2 Lines
V8 4.6L 281CID Flex		W	3424	23424

**TAURUS**

V6 3.0L 183 CID			991	S	3097 <sup>447</sup>	23097 <sup>447</sup>
			991	U,2	3097 <sup>447</sup>	23097 <sup>447</sup>

**THUNDERBIRD**

V8 3.9L 242 CID				A	3595 <sup>447</sup>	23595 <sup>447</sup>
-----------------	--	--	--	---	---------------------	----------------------

**VAN E-SERIES (UP TO 450 SERIES)**

V10 6.8L 415 CID				S	3296 3296	23296 23296
V6 4.2L 256 CID				2	3595 <sup>447</sup>	23595 <sup>447</sup>
V8 4.6L 281 CID				W	3595 <sup>447</sup>	23595 <sup>447</sup>
V8 5.4L 330 CID				L,M,Z	3296 Std. 3296 Std. N/A CNG N/A CNG N/A Flex-Fuel N/A Flex-Fuel	23296 23296 23296 23296 N/A CNG N/A CNG N/A Flex-Fuel Flex-Fuel
V8 7.3L 445 CID Turbo Diesel				F	3818 <sup>53,184</sup> 3818 <sup>53,184</sup>	23818 <sup>184</sup> 23818 <sup>184</sup>

**EXPLORER SPORT TRAC**

V6 4.0L 244 CID		E	3424 (From 3/4/02) 3667 (To 3/4/02)	23424 (From 3/4/02) 23667 (To 3/4/02)
-----------------	--	---	--	--

**FIESTA IKON**

L4 1.6L 1596cc (Mex.)			3097	23097
-----------------------	--	--	------	-------

**FOCUS**

L4 2.0L 121 CID		3	3595 <sup>447</sup>	23595 <sup>447</sup>
		P	3595 <sup>447</sup>	23595 <sup>447</sup>

**FOCUS SVT**

L4 2.0L 121 CID		5	3595 <sup>447</sup>	23595 <sup>447</sup>
-----------------	--	---	---------------------	----------------------

**GRAND MARQUIS**

V8 4.6L 281 CID	99H	W	3595	23595
-----------------	-----	---	------	-------

**IKON**

L4 1.6L 1558cc (Mex.)			3097	23097
-----------------------	--	--	------	-------

**KA**

L4 1.6L 1596cc (Mex.)			3097	23097
-----------------------	--	--	------	-------

**LOBO**

V8 4.6L 281CID Flex (Mex.)		W	3243	23243
V8 5.4L 5400cc (Mex.)			N/A	N/A

**MUSTANG**

V6 3.8L 232 CID		4	3595 <sup>447</sup>	23595 <sup>447</sup>
V8 4.6L 281 CID	99H	W,X	3595 <sup>447</sup>	23595 <sup>447</sup>

**PICKUP F150 ALL**

V6 4.2L 256 CID		2	3595 <sup>447</sup>	23595 <sup>447</sup>
V8 4.6L 281 CID		6	3595 <sup>447</sup>	23595 <sup>447</sup>
		W	3595 <sup>447</sup>	23595 <sup>447</sup>
V8 5.4L 330 CID		L,M,Z	3595 <sup>447</sup>	23595 <sup>447</sup>
			Std.	N/A
			CNG	CNG
			N/A	N/A
			Flex-Fuel	Flex-Fuel

**PICKUP F150 ALL Harley Davidson**

V8 5.4L 330 CID Super Charged		3	3595	23595
-------------------------------	--	---	------	-------

**PICKUP F150 ALL Lightning**

V8 5.4L 330 CID Super Charged		3	3595	23595
-------------------------------	--	---	------	-------

**PICKUP F-SERIES SUPER DUTY (UP TO 550 SERIES)**

V10 6.8L 415 CID		S	3296	23296
V8 5.4L 330 CID		L	3296	23296
V8 7.3L 445 CID Turbo Diesel		F	3818 <sup>53,184</sup>	23818 <sup>184</sup>

**RANGER**

L4 2.3L 140 CID		D	3409 Flex-Fuel 3591 Std.	23409 Flex-Fuel 23591 Std.
V6 3.0L 182 CID Flex		V	3667	23667
V6 3.0L 3000CC 183CID		U	3409	23409
V6 4.0L 244 CID		E	3591	23591

**WINDSTAR**

V6 3.8L 232 CID				4	3595 <sup>447</sup>	23595 <sup>447</sup>
-----------------	--	--	--	---	---------------------	----------------------

**ZX-2**

L4 2.0L 121 CID DOHC				3	3293	23293
----------------------	--	--	--	---	------	-------

**2001**

**CLUB WAGON ECONOLINE**

V6 4.2L 4200cc (Mex.)					3595	23595
V8 5.0L Diesel (Mex.)					3595	23595
V8 5.0L 4951CC 302CID (Mex.)					3595	23595

**COURIER**

L4 1.6L 1596cc (Mex.)					3296	23296
-----------------------	--	--	--	--	------	-------

**CROWN VICTORIA**

V8 4.6L 281 CID	99H	W	3595 <sup>447</sup>	23595 <sup>447</sup>
V8 4.6L 281 CID CNG		9	N/A	N/A

**ECONOLINE**

V6 4.2L 4200cc (Mex.)					3296	23296
-----------------------	--	--	--	--	------	-------

**ESCAPE**

L4 2.0L 1989cc 121 CID				B	3097 <sup>447</sup>	23097 <sup>447</sup>
V6 3.0L 182 CID				1	3097 <sup>447</sup>	23097 <sup>447</sup>

**ESCORT**

L4 2.0L 121 CID				P	3293	23293
L4 2.0L 121 CID DOHC				3	3293	23293

**EXCURSION**

V10 6.8L 415 CID				S	3296	23296
V8 5.4L 330 CID				L	3296	23296
V8 7.3L 445 CID Turbo Diesel				F	3818 <sup>53,184</sup>	23818 <sup>184</sup>

**EXPEDITION**

V8 4.6L 281 CID				6	3595 <sup>447</sup>	23595 <sup>447</sup>
V8 5.4L 330 CID				L	3595 <sup>447</sup>	23595 <sup>447</sup>

**EXPLORER**

V6 4.0L 244 CID				E,K	3595 <sup>447</sup> 3667	23595 <sup>447</sup> 23667
V8 5.0L 302 CID				P	3595 <sup>447</sup>	23595 <sup>447</sup>

See pages 13-16 for footnotes.



Pass Car Light Truck Fuel Filter Section

FORD 2001 — FREIGHTLINER 2020

Year/Año/Année Model/Modelo/Modèle Engine/Motor/Moteur	Eng. Code Código de motor Code moteur	VIN NIV NIV	GOLD Fuel Combustible Carburant	ProSelect Fuel Combustible Carburant	Year/Año/Année Model/Modelo/Modèle Engine/Motor/Moteur	Eng. Code Código de motor Code moteur	VIN NIV NIV	GOLD Fuel Combustible Carburant	ProSelect Fuel Combustible Carburant
<b>FORD (Cont'd/Suite)</b>					<b>FORD (Cont'd/Suite)</b>				
<b>2001 (Cont'd/Suite)</b>					<b>2001 (Cont'd/Suite)</b>				
<b>EXPLORER SPORT TRAC</b>					<b>VAN E-SERIES (UP TO 450 SERIES) (Cont'd/Suite)</b>				
V6 4.0L 244 CID		E	3595 <sup>447</sup> 2 Lines 3667 3 Lines	23595 <sup>447</sup> 2 Lines 23667 3 Lines	V6 4.2L 256 CID		2	3595 <sup>447</sup>	23595 <sup>447</sup>
					V8 4.6L 281 CID		W	3595 <sup>447</sup>	23595 <sup>447</sup>
					V8 5.4L 330 CID		L,M,Z	3296 3" O.D. 3595 <sup>447</sup> 2" O.D. N/A Flex-Fuel N/A CNG	23296 3" O.D. 23595 <sup>447</sup> 2" O.D. N/A Flex-Fuel N/A CNG
<b>FIESTA</b>					<b>WINDSTAR</b>				
L4 1.3L 81 CID (Mex.)			3097	23097	V6 3.8L 232 CID		4	3595 <sup>447</sup>	23595 <sup>447</sup>
<b>FIESTA IKON</b>					<b>FREIGHTLINER</b>				
L4 1.6L 1596cc (Mex.)			3097	23097	<b>2022</b>				
<b>FOCUS</b>					<b>SPRINTER VAN 2500</b>				
L4 2.0L 121 CID		3 P	3595 <sup>447</sup> 3595 <sup>447</sup>	23595 <sup>447</sup> 23595 <sup>447</sup>	V6 3.0L 2987cc Turbo Diesel		5	3934 <sup>179</sup> 3250 <sup>384</sup> 3251 <sup>383</sup> N/A <sup>289</sup> 608513	23934 <sup>179</sup> N/A <sup>384</sup> N/A <sup>383</sup> N/A <sup>289</sup> N/A
<b>GRAND MARQUIS</b>					<b>SPRINTER VAN 3500</b>				
V8 4.6L 281 CID	99H	W	3595	23595	V6 3.0L 2987cc Turbo Diesel		5	3934 <sup>179</sup> 3250 <sup>384</sup> 3251 <sup>383</sup> N/A <sup>289</sup> 608513	23934 <sup>179</sup> N/A <sup>384</sup> N/A <sup>383</sup> N/A <sup>289</sup> N/A
<b>IKON</b>					<b>2021</b>				
L4 1.6L 1558cc (Mex.)			3097	23097	<b>SPRINTER VAN 2500</b>				
<b>KA</b>					<b>SPRINTER VAN 3500</b>				
L4 1.6L 1596cc (Mex.)			3097	23097	V6 3.0L 2987cc Turbo Diesel		5	3934 <sup>179</sup> 3250 <sup>384</sup> 3251 <sup>383</sup> N/A <sup>289</sup> 608513	23934 <sup>179</sup> N/A <sup>384</sup> N/A <sup>383</sup> N/A <sup>289</sup> N/A
<b>LOBO</b>					<b>2020</b>				
V8 4.6L 281CID Flex (Mex.)		W	3243	23243	<b>SPRINTER VAN 2500</b>				
V8 5.4L 5400cc (Mex.)			N/A	N/A	V6 3.0L 2987cc Turbo Diesel		5	3934 <sup>179</sup> 3250 <sup>384</sup> 3251 <sup>383</sup> N/A <sup>289</sup> 608513	23934 <sup>179</sup> N/A <sup>384</sup> N/A <sup>383</sup> N/A <sup>289</sup> N/A
<b>MUSTANG</b>					<b>SPRINTER VAN 3500</b>				
V6 3.8L 232 CID		4	3595 <sup>447</sup>	23595 <sup>447</sup>	V6 3.0L 2987cc Turbo Diesel		5	3934 <sup>179</sup> 3250 <sup>384</sup> 3251 <sup>383</sup> N/A <sup>289</sup> 608513	23934 <sup>179</sup> N/A <sup>384</sup> N/A <sup>383</sup> N/A <sup>289</sup> N/A
V8 4.6L 281 CID	99H	V,W,X	3595 <sup>447</sup>	23595 <sup>447</sup>	<b>2020</b>				
<b>PICKUP F150 ALL</b>					<b>SPRINTER VAN 2500</b>				
V6 4.2L 256 CID		2	3595 <sup>447</sup>	23595 <sup>447</sup>	V6 3.0L 2987cc Turbo Diesel		5	3934 <sup>179</sup> 3250 <sup>384</sup> 3251 <sup>383</sup> N/A <sup>289</sup> 608513	23934 <sup>179</sup> N/A <sup>384</sup> N/A <sup>383</sup> N/A <sup>289</sup> N/A
V8 4.6L 281 CID		W	3595 <sup>447</sup>	23595 <sup>447</sup>	<b>SPRINTER VAN 3500</b>				
V8 5.4L 330 CID		L,M,Z	3595 <sup>447</sup> Std. N/A Flex-Fuel N/A CNG	23595 <sup>447</sup> Std. N/A Flex-Fuel N/A CNG	V6 3.0L 2987cc Turbo Diesel		5	3934 <sup>179</sup> 3250 <sup>384</sup> 3251 <sup>383</sup> N/A <sup>289</sup> 608513	23934 <sup>179</sup> N/A <sup>384</sup> N/A <sup>383</sup> N/A <sup>289</sup> N/A
<b>PICKUP F150 ALL Lightning</b>					<b>2020</b>				
V8 5.4L 330 CID Super Charged		3	3296	23296	<b>SPRINTER VAN 2500</b>				
<b>PICKUP F-SERIES SUPER DUTY (UP TO 550 SERIES)</b>					<b>SPRINTER VAN 3500</b>				
V10 6.8L 415 CID		S	3296	23296	V6 3.0L 2987cc Turbo Diesel		5	3934 <sup>179</sup> 3250 <sup>384</sup> 3251 <sup>383</sup> N/A <sup>289</sup> 608513	23934 <sup>179</sup> N/A <sup>384</sup> N/A <sup>383</sup> N/A <sup>289</sup> N/A
V8 5.4L 330 CID		L	3296	23296	<b>2020</b>				
V8 7.3L 445 CID Turbo Diesel		F	3818 <sup>53,184</sup>	23818 <sup>184</sup>	<b>SPRINTER VAN 2500</b>				
<b>RANGER</b>					<b>SPRINTER VAN 3500</b>				
L4 2.3L 140 CID		D	3409 Flex-Fuel 3591 Std.	23409 Flex-Fuel 23591 Std.	V6 3.0L 2987cc Turbo Diesel		5	3934 <sup>179</sup> 3250 <sup>384</sup> 3251 <sup>383</sup> N/A <sup>289</sup> 608513	23934 <sup>179</sup> N/A <sup>384</sup> N/A <sup>383</sup> N/A <sup>289</sup> N/A
L4 2.5L 2488cc 152 CID		B,C	3409	23409	<b>SPRINTER VAN 4500</b>				
V6 3.0L 182 CID Flex		V	3667	23667	V6 3.0L 2987cc Turbo Diesel			608513 N/A N/A	N/A N/A N/A
V6 3.0L 3000CC 183CID		U	3591 <sup>373</sup> 3409 <sup>372</sup>	23591 <sup>373</sup> 23409 <sup>372</sup>					
V6 4.0L 244 CID		E,X	3409 <sup>372</sup> 3591 <sup>373</sup>	23409 <sup>372</sup> 23591 <sup>373</sup>					
<b>SABLE</b>									
V6 3.0L 183 CID (Mex.)	991		3957	23957					
<b>TAURUS</b>									
V6 3.0L 183 CID	991	S	3957	23957					
	991	U,2	3957	23957					
<b>VAN E-SERIES (UP TO 450 SERIES)</b>									
V10 6.8L 415 CID		S	3296	23296					

See pages 13-16 for footnotes.

*Italicized Part Numbers May Not Be Available.*  
 Las piezas con números en *italicas* pueden no estar disponibles.  
 Les numéros de pièce en *italiques* peuvent ne pas être disponibles.

P  
a  
s  
s  
C  
a  
r  
L  
i  
g  
h  
t  
T  
r  
u  
c  
k  
F  
u  
e  
l  
F  
i  
l  
t  
e  
r  
s



Year/Año/Année Model/Modelo/Modèle Engine/Motor/Moteur	Eng. Code Código de motor Code moteur	VIN NIV NIV	GOLD Fuel Combustible Carburant	ProSelect Fuel Combustible Carburant	Year/Año/Année Model/Modelo/Modèle Engine/Motor/Moteur	Eng. Code Código de motor Code moteur	VIN NIV NIV	GOLD Fuel Combustible Carburant	ProSelect Fuel Combustible Carburant
<b>FREIGHTLINER (Cont'd/Suite)</b>					<b>FREIGHTLINER (Cont'd/Suite)</b>				
<b>2019</b>					<b>2014 (Cont'd/Suite)</b>				
<b>SPRINTER VAN 2500</b>					<b>SPRINTER VAN (Cont'd/Suite)</b>				
V6 3.0L 2987cc Turbo Diesel		5	3934 <sup>179</sup> 3250 <sup>384</sup> 3251 <sup>383</sup> N/A <sup>289</sup> 608513	23934 <sup>179</sup> N/A <sup>384</sup> N/A <sup>383</sup> N/A <sup>289</sup> N/A	V6 3.0L 2987cc Turbo Diesel	EXM	5	3934 <sup>179</sup> 3250 <sup>384</sup> 3251 <sup>383</sup> N/A <sup>289</sup> 608513	23934 <sup>179</sup> N/A <sup>384</sup> N/A <sup>383</sup> N/A <sup>289</sup> N/A
<b>SPRINTER VAN 3500</b>					<b>2013</b>				
V6 3.0L 2987cc Turbo Diesel		5	3934 <sup>179</sup> 3250 <sup>384</sup> 3251 <sup>383</sup> N/A <sup>289</sup> 608513	23934 <sup>179</sup> N/A <sup>384</sup> N/A <sup>383</sup> N/A <sup>289</sup> N/A	<b>SPRINTER VAN</b>				
V6 3.0L 2987cc Turbo Diesel			608513 N/A N/A	N/A N/A N/A	V6 3.0L 2987cc Turbo Diesel	EXM	5	3934 <sup>179</sup> 3250 <sup>384</sup> 3251 <sup>383</sup> N/A <sup>289</sup> 608513	23934 <sup>179</sup> N/A <sup>384</sup> N/A <sup>383</sup> N/A <sup>289</sup> N/A
<b>SPRINTER VAN 4500</b>					<b>2012</b>				
V6 3.0L 2987cc Turbo Diesel			608513 N/A N/A	N/A N/A N/A	<b>SPRINTER VAN</b>				
<b>2018</b>					V6 3.0L 2987cc Turbo Diesel	EXM	5	3934 3250 3251 <sup>383</sup> N/A <sup>289</sup> 608513	23934 N/A N/A <sup>383</sup> N/A <sup>289</sup> N/A
<b>SPRINTER VAN</b>					<b>2011</b>				
V6 3.0L 2987cc Turbo Diesel		5	3934 <sup>179</sup> 3250 <sup>384</sup> 3251 <sup>383</sup> N/A <sup>289</sup> 608513	23934 <sup>179</sup> N/A <sup>384</sup> N/A <sup>383</sup> N/A <sup>289</sup> N/A	<b>SPRINTER VAN</b>				
<b>2017</b>					V6 3.0L 2987cc Turbo Diesel	EXM	5	3934 3250 3251 <sup>383</sup> N/A <sup>289</sup> 608513	23934 N/A N/A <sup>383</sup> N/A <sup>289</sup> N/A
<b>SPRINTER VAN</b>					<b>2010</b>				
L4 2.1L 2143cc 131 CID Turbo Diesel			3251 N/A <sup>162</sup> N/A <sup>518</sup>	N/A N/A <sup>162</sup> N/A <sup>518</sup>	<b>SPRINTER VAN</b>				
V6 3.0L 2987cc Turbo Diesel		5	3934 <sup>179</sup> 3250 <sup>384</sup> 3251 <sup>383</sup> N/A <sup>289</sup> 608513	23934 <sup>179</sup> N/A <sup>384</sup> N/A <sup>383</sup> N/A <sup>289</sup> N/A	V6 3.0L 2987cc Turbo Diesel	EXM	5	3934 3250 3251 <sup>383</sup> N/A <sup>289</sup> 608513	23934 N/A N/A <sup>383</sup> N/A <sup>289</sup> N/A
<b>2016</b>					<b>2009</b>				
<b>SPRINTER VAN</b>					<b>SPRINTER VAN</b>				
L4 2.1L 2143cc 131 CID Turbo Diesel			3251 N/A <sup>162</sup> N/A <sup>518</sup>	N/A N/A <sup>162</sup> N/A <sup>518</sup>	V6 3.0L 2987cc Turbo Diesel	EXM	5	3934	23934
V6 3.0L 2987cc Turbo Diesel		5	3934 <sup>179</sup> 3250 <sup>384</sup> 3251 <sup>383</sup> N/A <sup>289</sup> 608513 <sup>524</sup>	23934 <sup>179</sup> N/A <sup>384</sup> N/A <sup>383</sup> N/A <sup>289</sup> N/A <sup>524</sup>	<b>2008</b>				
<b>2015</b>					<b>SPRINTER VAN</b>				
<b>SPRINTER VAN</b>					V6 3.5L 3498cc	EG2	6	N/S	N/S
L4 2.1L 2143cc 131 CID Turbo Diesel			3251 N/A <sup>162</sup> N/A <sup>518</sup>	N/A N/A <sup>162</sup> N/A <sup>518</sup>	<b>2007</b>				
V6 3.0L 2987cc Turbo Diesel		5	3934 3250 <sup>384</sup> 3251 <sup>383</sup> N/A <sup>289</sup> 608513	23934 N/A <sup>384</sup> N/A <sup>383</sup> N/A <sup>289</sup> N/A	<b>SPRINTER VAN</b>				
<b>2014</b>					V6 3.0L 2987cc Turbo Diesel	EXM	5	3934	23934
<b>SPRINTER VAN</b>					V6 3.5L 3498cc	EG2	6	N/S	N/S
L4 2.1L 2143cc 131 CID Turbo Diesel			3251 N/A <sup>162</sup> N/A <sup>518</sup>	N/A N/A <sup>162</sup> N/A <sup>518</sup>	<b>2006</b>				
V6 3.0L 2987cc Turbo Diesel			608513	N/A	<b>SPRINTER VAN</b>				
<b>2014</b>					L5 2.7L 2687cc 165 CID Turbo Diesel		4	3934	23934
<b>SPRINTER VAN</b>					<b>2005</b>				
L4 2.1L 2143cc 131 CID Turbo Diesel			3251 N/A <sup>162</sup> N/A <sup>518</sup>	N/A N/A <sup>162</sup> N/A <sup>518</sup>	<b>SPRINTER VAN</b>				
<b>2014</b>					L5 2.7L 2687cc 165 CID Turbo Diesel		4	3934	23934
<b>SPRINTER VAN</b>					<b>2004</b>				
L4 2.1L 2143cc 131 CID Turbo Diesel			3251 N/A <sup>162</sup> N/A <sup>518</sup>	N/A N/A <sup>162</sup> N/A <sup>518</sup>	<b>SPRINTER VAN</b>				
<b>2014</b>					L5 2.7L 2687cc 165 CID Turbo Diesel		4	3934	23934

See pages 13-16 for footnotes.





Pass Car Light Truck Fuel Filter Section

FREIGHTLINER 2003 — GMC 2023

Year/Año/Année Model/Modelo/Modèle Engine/Motor/Moteur	Eng. Code Código de motor Code moteur	VIN NIV NIV	GOLD Fuel Combustible Carburant	ProSelect Fuel Combustible Carburant	Year/Año/Année Model/Modelo/Modèle Engine/Motor/Moteur	Eng. Code Código de motor Code moteur	VIN NIV NIV	GOLD Fuel Combustible Carburant	ProSelect Fuel Combustible Carburant
<b>FREIGHTLINER (Cont'd/Suite)</b>					<b>GENESIS (Cont'd/Suite)</b>				
<b>2003</b>					<b>2021 (Cont'd/Suite)</b>				
<b>SPRINTER VAN</b>					<b>GV80</b>				
L5 2.7L 2687cc 165 CID Turbo Diesel		1	3140	N/A	L4 2.5L 2500CC 153CID Turbo			N/S	N/S
		2	3140	N/A	V6 3.5L 3500CC 214CID Turbo			N/S	N/S
<b>2002</b>					<b>2020</b>				
<b>SPRINTER VAN</b>					<b>G70</b>				
L5 2.7L 2687cc 165 CID Turbo Diesel		1	3140	N/A	L4 2.0L 2000CC 122CID Turbo	GDI		N/S	N/S
		2	3140	N/A	V6 3.3L Turbo			N/S	N/S
<b>GENESIS</b>					<b>G80</b>				
<b>2023</b>					<b>G70</b>				
L4 2.0L 2000CC 122CID Turbo	GDI		N/S	N/S	V6 3.3L Turbo			N/S	N/S
V6 3.3L Turbo			N/S	N/S	V6 3.8L			N/S	N/S
<b>G80</b>					V8 5.0L			N/S	N/S
L4 2.5L 2500CC 153CID Turbo			N/S	N/S	<b>G90</b>				
V6 3.5L 3500CC 214CID Turbo			N/S	N/S	V6 3.3L Turbo			N/S	N/S
<b>G80 EV</b>					V8 5.0L			N/S	N/S
0 0.00L Electric			N/S	N/S	<b>2019</b>				
<b>G90</b>					<b>G70</b>				
V6 3.5L 3500CC 214CID Turbo			N/S	N/S	L4 2.0L 2000CC 122CID Turbo	GDI		N/S	N/S
<b>GV60</b>					V6 3.3L Turbo			N/S	N/S
0 0.00L Electric			N/S	N/S	<b>G80</b>				
<b>GV70</b>					V6 3.3L Turbo			N/S	N/S
L4 2.5L 2500CC 153CID Turbo			N/S	N/S	V6 3.8L			N/S	N/S
V6 3.5L 3500CC 214CID Turbo			N/S	N/S	V8 5.0L			N/S	N/S
<b>GV80</b>					<b>G90</b>				
L4 2.5L 2500CC 153CID Turbo			N/S	N/S	V6 3.3L Turbo			N/S	N/S
V6 3.5L 3500CC 214CID Turbo			N/S	N/S	V8 5.0L			N/S	N/S
<b>2022</b>					<b>2018</b>				
<b>G70</b>					<b>G80</b>				
L4 2.0L 2000CC 122CID Turbo	GDI		N/S	N/S	V6 3.3L Turbo			N/S	N/S
V6 3.3L Turbo			N/S	N/S	V6 3.8L			N/S	N/S
<b>G80</b>					V8 5.0L			N/S	N/S
L4 2.5L 2500CC 153CID Turbo			N/S	N/S	<b>G90</b>				
V6 3.5L 3500CC 214CID Turbo			N/S	N/S	V6 3.3L Turbo			N/S	N/S
<b>G90</b>					V8 5.0L			N/S	N/S
V6 3.3L Turbo			N/S	N/S	<b>2017</b>				
V8 5.0L			N/S	N/S	<b>G80</b>				
<b>GV70</b>					V6 3.8L			N/S	N/S
L4 2.5L 2500CC 153CID Turbo			N/S	N/S	V8 5.0L			N/S	N/S
V6 3.5L 3500CC 214CID Turbo			N/S	N/S	<b>G90</b>				
<b>GV80</b>					V6 3.3L Turbo			N/S	N/S
L4 2.5L 2500CC 153CID Turbo			N/S	N/S	V8 5.0L			N/S	N/S
V6 3.5L 3500CC 214CID Turbo			N/S	N/S	<b>GIANT MOTORS</b>				
<b>2021</b>					<b>2008</b>				
<b>G70</b>					<b>GF3600</b>				
L4 2.0L 2000CC 122CID Turbo	GDI		N/S	N/S	L4 3.2L 3168cc Diesel (Mex.)		3472 <sup>53</sup>		N/A
V6 3.3L Turbo			N/S	N/S	<b>GMC</b>				
<b>G80</b>					<b>2023</b>				
L4 2.5L 2500CC 153CID Turbo			N/S	N/S	<b>ACADIA</b>				
V6 3.5L 3500CC 214CID Turbo			N/S	N/S	L4 2.0L 2000CC 122CID Turbo P*			N/S	N/S
<b>G90</b>					V6 3.6L 3600CC 220CID	LGX	S	N/S	N/S
V6 3.3L Turbo			N/S	N/S	<b>CANYON</b>				
V8 5.0L			N/S	N/S	L4 2.7L 2720CC 166CID Turbo			N/S	N/S

See pages 13-16 for footnotes.

*Italicized Part Numbers May Not Be Available.*  
 Las piezas con números en *italicas* pueden no estar disponibles.  
 Les numéros de pièce en *italiques* peuvent ne pas être disponibles.

P  
a  
s  
s  
C  
a  
r  
L  
i  
g  
h  
t  
T  
r  
u  
c  
k  
F  
u  
e  
l  
F  
i  
l  
t  
e  
r  
s





Pass Car Light Truck Fuel Filter Section

GMC 2021-2018

Year/Año/Année Model/Modelo/Modele Engine/Motor/Moteur	Eng. Code Código de motor Code moteur	VIN NIV NIV	GOLD Fuel Combustible Carburant	ProSelect Fuel Combustible Carburant	Year/Año/Année Model/Modelo/Modele Engine/Motor/Moteur	Eng. Code Código de motor Code moteur	VIN NIV NIV	GOLD Fuel Combustible Carburant	ProSelect Fuel Combustible Carburant
<b>GMC (Cont'd/Suite)</b>					<b>GMC (Cont'd/Suite)</b>				
<b>2021 (Cont'd/Suite)</b>					<b>2019</b>				
<b>TERRAIN</b>					<b>ACADIA</b>				
L 4 2.0L Turbo			N/S	N/S	L4 2.5L 2500CC 153CID	LCV		N/S	N/S
L 4 2.0L Turbo (Mex.)			N/S	N/S	V6 3.6L 3600CC 220CID	LGX	S	N/S	N/S
L4 1.5L 1500CC 92CID Turbo	LSD	G	N/S	N/S	<b>CANYON</b>				
L4 1.5L 1500CC 92CID Turbo (Mex.)	LSD	G	N/S	N/S	L4 2.5L 153 CID			N/S	N/S
<b>YUKON</b>					L4 2.8L 2800CC 171CID Turbo Diesel			300226	N/A
L6 3.0L 3000CC 183CID Turbo Diesel			600451	N/A	V6 3.6L 217 CID			N/S	N/S
V8 5.3L 5300CC 323CID	L84		N/S	N/S	<b>SAVANA 2500</b>				
V8 6.2L 6200CC 378CID	L87		N/S	N/S	L4 2.8L 2800CC 171CID Turbo Diesel			300509	N/A
<b>YUKON XL</b>					V6 4.3L Flex			N/S	N/S
L6 3.0L 3000CC 183CID Turbo Diesel			600451	N/A	V8 6.0L 5967cc 364 CID	L96		N/S	N/S
V8 5.3L 5300CC 323CID	L84		N/S	N/S	<b>SAVANA 3500</b>				
V8 6.2L 6200CC 378CID	L87		N/S	N/S	L4 2.8L 2800CC 171CID Turbo Diesel		F	300509	N/A
<b>2020</b>					V6 4.3L 262CID Flex			N/S	N/S
<b>ACADIA</b>					V8 6.0L 5967cc 364 CID Flex	L96		N/S	N/S
L4 2.0L 2000CC 122CID Turbo P*			N/S	N/S	<b>SIERRA 1500</b>				
L4 2.5L 2500CC 153CID	LCV		N/S	N/S	L4 2.7L 2700CC 165CID Turbo	L3B		N/S	N/S
V6 3.6L 3600CC 220CID	LGX	S	N/S	N/S	L6 3.0L 3000CC 183CID Turbo Diesel			600451	N/A
<b>CANYON</b>					V6 4.3L 262 CID Flex	LV3		N/S	N/S
L4 2.5L 153 CID			N/S	N/S	V8 5.3L 323 CID			N/S	N/S
L4 2.8L 2800CC 171CID Turbo Diesel			300226	N/A	V8 6.2L 376 CID			N/S	N/S
V6 3.6L 217 CID			N/S	N/S	<b>SIERRA 1500 Limited</b>				
<b>SAVANA 2500</b>					V8 5.3L 323 CID			N/S	N/S
L4 2.8L 2800CC 171CID Turbo Diesel			300509	N/A	<b>SIERRA 2500HD</b>				
V6 4.3L 262CID		Z	N/S	N/S	V 8 6.6L 6599CC 403CID Turbo Diesel Diesel	L5P	Y	600451	N/A
V8 6.0L 5967cc 364 CID	L96		N/S	N/S	V8 6.0L 5967cc 364 CID	L96		N/S	N/S
<b>SAVANA 3500</b>					<b>SIERRA 3500HD</b>				
L4 2.8L 2800CC 171CID Turbo Diesel		F	300509	N/A	V 8 6.6L 6599CC 403CID Turbo Diesel Diesel	L5P		600451	N/A
V6 4.3L 262CID		Z	N/S	N/S	V8 6.0L 5967cc 364 CID	L96		N/S	N/S
V8 6.0L 5967cc 364 CID Flex	L96		N/S	N/S	<b>SIERRA PICKUPS (UP TO 3500 SERIES)</b>				
<b>SIERRA 1500</b>					V8 6.0L 5967cc 364 CID	LC8		N/S	N/S
L4 2.7L 2700CC 165CID Turbo	L3B		N/S	N/S	<b>TERRAIN</b>				
L6 3.0L 3000CC 183CID Turbo Diesel			600451	N/A	L 4 2.0L Turbo			N/S	N/S
V6 4.3L 262 CID Flex	LV3		N/S	N/S	L4 1.5L 1500CC 92CID Turbo	LSD	G	N/S	N/S
V8 5.3L 323 CID			N/S	N/S	L4 1.6L Turbo Diesel			300509	N/A
V8 6.2L 376 CID			N/S	N/S	<b>YUKON</b>				
<b>SIERRA 2500HD</b>					V8 5.3L FLEX/			N/S	N/S
V 8 6.6L 6599CC 403CID Turbo Diesel Diesel	L5P	Y	600451	N/A	V8 6.2L FLEX/			N/S	N/S
V8 6.6L 6600CC 401CID	L8T	7	N/S	N/S	<b>YUKON XL</b>				
<b>SIERRA 3500HD</b>					V8 5.3L 5328CC 325CID	L83	C	N/S	N/S
V 8 6.6L 6599CC 403CID Turbo Diesel Diesel	L5P	Y	600451	N/A	V8 6.2L 6162cc 376 CID Flex	L86	J	N/S	N/S
V8 6.6L 6600CC 401CID	L8T	7	N/S	N/S	<b>2018</b>				
<b>TERRAIN</b>					<b>ACADIA</b>				
L 4 2.0L Turbo			N/S	N/S	L4 2.5L 2500CC 153CID	LCV		N/S	N/S
L4 1.5L 1500CC 92CID Turbo	LSD	G	N/S	N/S	V6 3.6L 3600CC 220CID	LGX	S	N/S	N/S
L4 1.6L Turbo Diesel			300509	N/A	<b>Acadia Limited</b>				
<b>YUKON</b>					V6 3.6L 217 CID	LLT	D	N/S	N/S
V8 5.3L 323 CID			N/S	N/S	<b>CANYON</b>				
V8 6.2L 376 CID			N/S	N/S	L4 2.5L 153 CID			N/S	N/S
<b>YUKON XL</b>					L4 2.8L 2800CC 171CID Turbo Diesel			300226	N/A
V8 5.3L 5328CC 325CID	L83	C	N/S	N/S	V6 3.6L 217 CID			N/S	N/S
V8 6.2L 6162cc 376 CID Flex	L86	J	N/S	N/S	<b>SAVANA 2500</b>				
					L4 2.8L 2800CC 171CID Turbo Diesel			300509	N/A
					V6 4.3L Flex			N/S	N/S

See pages 13-16 for footnotes.

*Italicized Part Numbers May Not Be Available.*  
 Las piezas con números en *italicas* pueden no estar disponibles.  
 Les numéros de pièce en *italiques* peuvent ne pas être disponibles.

P  
a  
s  
s  
C  
a  
r  
L  
i  
g  
h  
t  
T  
r  
u  
c  
k  
F  
u  
e  
l  
F  
i  
l  
t  
e  
r  
s



Year/Año/Année Model/Modelo/Modelé Engine/Motor/Moteur	Eng. Code Código de motor Code moteur	VIN NIV NIV	GOLD Fuel Combustible Carburant	ProSelect Fuel Combustible Carburant	Year/Año/Année Model/Modelo/Modelé Engine/Motor/Moteur	Eng. Code Código de motor Code moteur	VIN NIV NIV	GOLD Fuel Combustible Carburant	ProSelect Fuel Combustible Carburant
<b>GMC (Cont'd/Suite)</b>					<b>GMC (Cont'd/Suite)</b>				
<b>2018 (Cont'd/Suite)</b>					<b>2017 (Cont'd/Suite)</b>				
<b>SAVANA 2500 (Cont'd/Suite)</b>					<b>SIERRA 2500HD</b>				
V8 6.0L 5967cc 364 CID	L96		N/S	N/S	V8 6.6L 6599CC 403CID Turbo Diesel	L5P	Y	600451	N/A
<b>SAVANA 3500</b>					V8 6.0L 5967cc 364 CID	L96	G	N/S	N/S
L4 2.8L 2800CC 171CID Turbo Diesel			300509	N/A	<b>SIERRA 3500HD</b>				
V6 4.3L 262CID Flex			N/S	N/S	V8 6.6L 6599CC 403CID Turbo Diesel	L5P		600451	N/A
V8 6.0L 5967cc 364 CID Flex	L96		N/S	N/S	V8 6.0L 5967cc 364 CID	L96	G	N/S	N/S
<b>SIERRA 1500</b>					<b>TERRAIN</b>				
V6 4.3L 262 CID Flex	LV3		N/S	N/S	L4 2.4L 145 CID Flex	LEA	K	N/S	N/S
V8 5.3L 323 CID			N/S	N/S	V6 3.6L 217 CID	LFX	3	N/S	N/S
V8 6.2L 376 CID			N/S	N/S	<b>TERRAIN Nightfall Edition</b>				
<b>SIERRA 1500 Hybrid</b>					L4 2.4L 145 CID Flex	LEA	K	N/S	N/S
V8 5.3L 5300CC 325CID eAssist	Hybrid eAssist		N/S	N/S	V6 3.6L 217 CID	LFX	3	N/S	N/S
<b>SIERRA 2500HD</b>					<b>YUKON</b>				
V8 6.6L 6599CC 403CID Turbo Diesel	L5P	Y	600451	N/A	V8 5.3L 5328CC 325CID	L83	C	N/S	N/S
V8 6.0L 5967cc 364 CID	L96		N/S	N/S	V8 6.2L 6162cc 376 CID Flex	L86	J	N/S	N/S
<b>SIERRA 3500HD</b>					<b>YUKON XL</b>				
V8 6.6L 6599CC 403CID Turbo Diesel	L5P		600451	N/A	V8 5.3L 5328CC 325CID	L83	C	N/S	N/S
V8 6.0L 5967cc 364 CID	L96		N/S	N/S	V8 6.2L 6162cc 376 CID Flex	L86	J	N/S	N/S
<b>TERRAIN</b>					<b>2016</b>				
L4 2.0L Turbo			N/S	N/S	<b>ACADIA</b>				
L4 1.5L 1500CC 92CID Turbo	LSD	G	N/S	N/S	V6 3.6L 217 CID	LLT	D	N/S	N/S
L4 1.6L Turbo Diesel			300509	N/A	<b>CANYON</b>				
<b>YUKON</b>					L4 2.5L 153 CID			N/S	N/S
V8 5.3L FLEX/			N/S	N/S	L4 2.8L 2800CC 171CID Turbo Diesel			300226	N/A
V8 6.2L FLEX/			N/S	N/S	V6 3.6L 217 CID			N/S	N/S
<b>YUKON XL</b>					<b>SAVANA 2500</b>				
V8 5.3L 5328CC 325CID	L83	C	N/S	N/S	V8 4.8L 294CID	L20	F	N/S	N/S
V8 6.2L 6162cc 376 CID Flex	L86	J	N/S	N/S	V8 6.0L 5967cc 364 CID Flex	L96	G	N/S	N/S
<b>2017</b>					V8 6.0L 5967cc 364 CID CNG			B	N/S
<b>ACADIA</b>					V8 6.6L 400 CID Turbo Diesel	LGH	L	600122 3960XE <sup>53</sup>	N/A 23960
L4 2.5L 2500CC 153CID	LCV		N/S	N/S	<b>SAVANA 3500</b>				
V6 3.6L 3600CC 220CID	LGX	S	N/S	N/S	V8 4.8L 294CID	L20	F	N/S	N/S
<b>Acadia Limited</b>					V8 6.0L 5967cc 364 CID Flex	L96	G	N/S	N/S
V6 3.6L 217 CID	LLT	D	N/S	N/S	V8 6.0L 5967cc 364 CID CNG			B	N/S
<b>CANYON</b>					V8 6.6L 400 CID Turbo Diesel	LGH	L	600122 3960XE <sup>53</sup>	N/A 23960
L4 2.5L 153 CID			N/S	N/S	<b>SIERRA 1500</b>				
L4 2.8L 2800CC 171CID Turbo Diesel			300226	N/A	V6 4.3L 262 CID Flex	LV3		N/S	N/S
V6 3.6L 217 CID			N/S	N/S	V8 5.3L 325 CID			N/S	N/S
<b>SAVANA 2500</b>					V8 6.2L 376 CID			N/S	N/S
L4 2.8L 2800CC 171CID Turbo Diesel			300509	N/A	<b>SIERRA 1500 Hybrid</b>				
V8 4.8L 294CID	L20		N/S	N/S	V8 5.3L 5300CC 325CID eAssist	Hybrid eAssist		N/S	N/S
V8 6.0L 5967cc 364 CID	L96		N/S	N/S	<b>SIERRA 2500HD</b>				
<b>SAVANA 3500</b>					V8 6.0L 5967cc 364 CID	L96	G	N/S	N/S
L4 2.8L 2800CC 171CID Turbo Diesel			300509	N/A	V8 6.0L 5967cc 364 CID CNG			B	N/S
V8 4.8L 294CID	L20	F	N/S	N/S	V8 6.6L 400 CID Turbo Diesel	LML	8	3960XE <sup>53</sup>	23960
V8 6.0L 5967cc 364 CID Flex	L96	G	N/S	N/S	<b>SIERRA 3500HD</b>				
<b>SIERRA 1500</b>					V8 6.0L 5967cc 364 CID	L96	G	N/S	N/S
V6 4.3L 262 CID Flex	LV3		N/S	N/S	V8 6.0L 5967cc 364 CID CNG			B	N/S
V8 5.3L 325 CID Flex			N/S	N/S	V8 6.6L 400 CID Turbo Diesel	LML	8	3960XE <sup>53</sup>	23960
V8 5.3L 325 CID Gas/Electric P*			N/S	N/S	<b>TERRAIN</b>				
V8 6.2L 376 CID			N/S	N/S	L4 2.4L 145 CID Flex	LEA	K	N/S	N/S
<b>SIERRA 1500 Hybrid</b>					V6 3.6L 217 CID	LFX	3	N/S	N/S
V8 5.3L 5300CC 325CID eAssist	Hybrid eAssist		N/S	N/S					

See pages 13-16 for footnotes.



Pass Car Light Truck Fuel Filter Section

GMC 2016-2012

Year/Año/Année Model/Modelo/Modèle Engine/Motor/Moteur	Eng. Code Código de motor Code moteur	VIN NIV NIV	GOLD Fuel Combustible Carburant	ProSelect Fuel Combustible Carburant	Year/Año/Année Model/Modelo/Modèle Engine/Motor/Moteur	Eng. Code Código de motor Code moteur	VIN NIV NIV	GOLD Fuel Combustible Carburant	ProSelect Fuel Combustible Carburant
<b>GMC (Cont'd/Suite)</b>					<b>GMC (Cont'd/Suite)</b>				
<b>2016 (Cont'd/Suite)</b>					<b>2014 (Cont'd/Suite)</b>				
<b>YUKON</b>					<b>YUKON (ALL)</b>				
V8 5.3L 5328CC 325CID	L83	C	N/S	N/S	V8 5.3L 5328cc 325 CID Flex	LC9	7	N/S	N/S
V8 6.2L 6162cc 376 CID Flex	L86	J	N/S	N/S		LMG	0	N/S	N/S
<b>YUKON XL</b>					V8 6.2L 376 CID Flex				
V8 5.3L 5328CC 325CID	L83	C	N/S	N/S		L94	F	N/S	N/S
V8 6.2L 6162cc 376 CID Flex	L86	J	N/S	N/S					
<b>2015</b>					<b>2013</b>				
<b>ACADIA</b>					<b>ACADIA</b>				
V6 3.6L 217 CID	LLT	D	N/S	N/S	V6 3.6L 217 CID	LLT	D	N/S	N/S
<b>CANYON</b>					<b>SAVANA VAN (UP TO 3500 SERIES)</b>				
L4 2.5L 153 CID			N/S	N/S	V6 4.3L 262 CID	LU3	X	N/S	N/S
V6 3.6L 217 CID			N/S	N/S	V8 4.8L 294CID	L20	A	N/S	N/S
<b>SAVANA VAN (UP TO 3500 SERIES)</b>					V8 5.3L 5328cc 325 CID Flex				
V8 4.8L 294CID	L20	A	N/S	N/S	V8 6.0L 5967cc 364 CID	LMF	4	N/S	N/S
V8 6.0L 5967cc 364 CID	L96	G	N/S	N/S	V8 6.0L 5967cc 364 CID	L96	G	N/S	N/S
V8 6.6L 400 CID Turbo Diesel	LGH	L	600122 In-Line 3960XE <sup>53</sup>	N/A In-Line 23960	V8 6.6L 400 CID Turbo Diesel	LC8	B	N/S	N/S
<b>SIERRA PICKUPS (UP TO 3500 SERIES)</b>					V8 6.6L 400 CID Turbo Diesel				
V6 4.3L 262 CID Flex	LV3	C	N/S	N/S	V8 6.6L 400 CID Turbo Diesel	LGH	L	600122 3960XE <sup>53</sup>	N/A 23960
V8 5.3L 5328CC 325CID	L83	C	N/S	N/S					
V8 6.0L 5967cc 364 CID	L96	G	N/S	N/S					
	LC8	B	N/S	N/S					
V8 6.2L 6162cc 376 CID Flex	L86		N/S	N/S					
V8 6.6L 400 CID Turbo Diesel	LML	8	3960XE <sup>53</sup>	23960					
<b>TERRAIN</b>					<b>SIERRA PICKUPS (UP TO 3500 SERIES)</b>				
L4 2.4L 145 CID Flex	LEA	K	N/S	N/S	V6 4.3L 262CID	LU3	Z	N/S	N/S
V6 3.6L 217 CID	LFX	3	N/S	N/S	V8 4.8L 294CID	L20	A	N/S	N/S
<b>YUKON (ALL)</b>					V8 5.3L 325 CID Flex				
V8 5.3L 5328CC 325CID	L83	C	N/S	N/S	V8 6.0L 5967cc 364 CID	LC9,LMG	0,7	N/S	N/S
V8 6.2L 6162cc 376 CID Flex	L86	J	N/S	N/S	V8 6.2L 376 CID Flex	L96	G	N/S	N/S
					V8 6.2L 376 CID Flex	L9H	2	N/S	N/S
					V8 6.6L 400 CID Turbo Diesel	LML	8	3960XE <sup>53</sup>	23960
					<b>TERRAIN</b>				
					L4 2.4L 145 CID	LEA	K	N/S	N/S
					L4 2.4L 145 CID Flex	LEA	K	N/S	N/S
					V6 3.6L 217 CID	LFX	3	N/S	N/S
					V6 3.6L 217 CID Flex	LFX	3	N/S	N/S
					<b>YUKON (ALL)</b>				
					V8 5.3L 5328cc 325 CID Flex	LC9	7	N/S	N/S
					V8 6.0L 5967cc 364 CID	LMG	0	N/S	N/S
					V8 6.2L 376 CID Flex	L96	G	N/S	N/S
					V8 6.2L 376 CID Flex	L94	F	N/S	N/S
					<b>YUKON HYBRID</b>				
					V8 6.0L 364 CID Gas/Electric	LZ1	J	N/S	N/S
					<b>2012</b>				
					<b>ACADIA</b>				
					V6 3.6L 217 CID	LLT	D	N/S	N/S
					<b>CANYON</b>				
					L4 2.9L 178 CID		9	N/S	N/S
					L5 3.7L 3654cc 223 CID		E	N/S	N/S
					V8 5.3L 325 CID		P	N/S	N/S
					<b>SAVANA VAN (UP TO 3500 SERIES)</b>				
					V6 4.3L 262CID		Z	N/S	N/S
					V8 4.8L 294CID	L20	A	N/S	N/S
					V8 5.3L 5328cc 325 CID Flex	LMF	4	N/S	N/S
					V8 6.0L 5967cc 364 CID	L96	G	N/S	N/S
						LC8	B	N/S	N/S
					V8 6.6L 400 CID Turbo Diesel	LGH	L	600122 3960XE <sup>53,70</sup>	N/A 23960 <sup>70</sup>
					<b>SIERRA HYBRID</b>				
					V8 6.0L 364 CID Gas/Electric	LZ1	J	N/S	N/S
					<b>SIERRA PICKUPS (UP TO 3500 SERIES)</b>				
					V6 4.3L 262CID	LU3	Z	N/S	N/S

Pass Car Light Truck Fuel Filters

See pages 13-16 for footnotes.

*Italicized Part Numbers May Not Be Available.*  
Las piezas con números en *italicas* pueden no estar disponibles.  
Les numéros de pièce en *italiques* peuvent ne pas être disponibles.



Year/Año/Année Model/Modelo/Modèle Engine/Motor/Moteur	Eng. Code Código de motor Code moteur	VIN NIV NIV	GOLD Fuel Combustible Carburant	ProSelect Fuel Combustible Carburant	Year/Año/Année Model/Modelo/Modèle Engine/Motor/Moteur	Eng. Code Código de motor Code moteur	VIN NIV NIV	GOLD Fuel Combustible Carburant	ProSelect Fuel Combustible Carburant
--	---	-------------------	--	---	--	---	-------------------	--	---

**GMC (Cont'd/Suite)**

**GMC (Cont'd/Suite)**

**2012 (Cont'd/Suite)**

**2010 (Cont'd/Suite)**

**SIERRA PICKUPS (UP TO 3500 SERIES)  
(Cont'd/Suite)**

**CANYON**

V8 4.8L 294CID	L20	A	N/S	N/S
V8 5.3L 325 CID Flex		0,7	N/S	N/S
V8 6.0L 5967cc 364 CID	L96	G	N/S	N/S
V8 6.2L 376 CID Flex	L9H	2	N/S	N/S
V8 6.6L 400 CID Turbo Diesel	LGH	L,8	3960XE <sup>53</sup>	23960

L4 2.9L 178 CID		9	N/S	N/S
L5 3.7L 3654cc 223 CID		E	N/S	N/S
V8 5.3L 325 CID		P	N/S	N/S

**TERRAIN**

**SAVANA VAN (UP TO 3500 SERIES)**

L4 2.4L 145 CID	LEA	K	N/S	N/S
L4 2.4L 145 CID Flex	LEA	K	N/S	N/S
V6 3.0L 182 CID	LFW	5	N/S	N/S

V6 4.3L 262CID		Z	N/S	N/S
V8 4.8L 294CID	L20	A	N/S	N/S
V8 5.3L 5328cc 325 CID Flex	LMF	4	N/S	N/S
V8 6.0L 5967cc 364 CID	L96	G	N/S	N/S
V8 6.6L 400 CID Turbo Diesel	LGH	L	3837 <sup>504</sup>	23837 <sup>504</sup>
	LMM	6	3837 <sup>504</sup>	23837 <sup>504</sup>

**YUKON (ALL)**

**SIERRA HYBRID**

V8 5.3L 5328cc 325 CID Flex	LC9	7	N/S	N/S
	LMG	0	N/S	N/S
V8 6.0L 5967cc 364 CID	L96	G	N/S	N/S
V8 6.2L 376 CID Flex	L94	F	N/S	N/S

V8 6.0L 364 CID Gas/Electric	LZ1	J	N/S	N/S
------------------------------	-----	---	-----	-----

**YUKON HYBRID**

**SIERRA PICKUPS (UP TO 3500 SERIES)**

V8 6.0L 364 CID Gas/Electric	LZ1	J	N/S	N/S
------------------------------	-----	---	-----	-----

V6 4.3L 262CID	LU3	Z	N/S	N/S
V8 4.8L 294CID	L20	A	N/S	N/S
V8 5.3L 325 CID Flex		0,3	N/S	N/S
V8 6.0L 5967cc 364 CID	L96	G,K	N/S	N/S
V8 6.2L 376 CID Flex	L9H	2	N/S	N/S
V8 6.6L 400 CID Turbo Diesel	LMM	6	3960XE <sup>53</sup>	23960

**2011**

**ACADIA**

**TERRAIN**

V6 3.6L 217 CID	LLT	D	N/S	N/S
-----------------	-----	---	-----	-----

L4 2.4L 145 CID	LAF	W	N/S	N/S
V6 3.0L 182 CID	LF1	Y	N/S	N/S

**CANYON**

**YUKON (ALL)**

L4 2.9L 178 CID		9	N/S	N/S
L5 3.7L 3654cc 223 CID		E	N/S	N/S
V8 5.3L 325 CID		P	N/S	N/S

V8 5.3L 5328cc 325 CID Flex	LC9	3	N/S	N/S
	LMG	0	N/S	N/S
V8 6.0L 5967cc 364 CID	L96	G	N/S	N/S
V8 6.2L 376 CID Flex	L94	F	N/S	N/S

**SAVANA VAN (UP TO 3500 SERIES)**

**YUKON HYBRID**

V6 4.3L 262CID		Z	N/S	N/S
V8 4.8L 294CID	L20	A	N/S	N/S
V8 5.3L 5328cc 325 CID Flex	LMF	4	N/S	N/S
V8 6.0L 5967cc 364 CID	L96	G	N/S	N/S
	LC8	B	N/S	N/S
V8 6.6L 400 CID Turbo Diesel	LGH	L	3837 <sup>504</sup>	23837 <sup>504</sup>

V8 6.0L 364 CID Gas/Electric	LZ1	J	N/S	N/S
------------------------------	-----	---	-----	-----

**2009**

**ACADIA**

V6 3.6L 217 CID	LLT	D	N/S	N/S
-----------------	-----	---	-----	-----

V6 3.6L 217 CID	LLT	D	N/S	N/S
-----------------	-----	---	-----	-----

**CANYON**

**SIERRA PICKUPS (UP TO 3500 SERIES)**

L4 2.9L 178 CID		9	N/S	N/S
L5 3.7L 3654cc 223 CID		E	N/S	N/S
V8 5.3L 325 CID		L	N/S	N/S

V6 4.3L 262CID	LU3	Z	N/S	N/S
V8 4.8L 294CID	L20	A	N/S	N/S
V8 5.3L 325 CID Flex		0,3	N/S	N/S
V8 6.0L 5967cc 364 CID	L96	G	N/S	N/S
V8 6.2L 376 CID Flex	L9H	2	N/S	N/S
V8 6.6L 400 CID Turbo Diesel	LGH	L,8	3960XE <sup>53</sup>	23960

L6 4.2L 256 CID		S	N/S	N/S
V8 5.3L 325 CID		M	N/S	N/S

**SAVANA VAN (UP TO 3500 SERIES)**

L4 2.4L 2384cc 145 CID	LAF	C	N/S	N/S
V6 3.0L 182 CID	LFW	5	N/S	N/S

V6 4.3L 262CID		Z	N/S	N/S
V8 4.8L 294CID	L20	C	N/S	N/S
V8 5.3L 5328cc 325 CID Flex	LMF	4	N/S	N/S
V8 6.0L 5967cc 364 CID		K	N/S	N/S
V8 6.6L 400 CID Turbo Diesel	LMM	6	3837 <sup>504</sup>	23837 <sup>504</sup>

**SIERRA HYBRID**

V8 5.3L 5328cc 325 CID Flex	LC9	3	N/S	N/S
	LMG	0	N/S	N/S
V8 6.0L 5967cc 364 CID	L96	G	N/S	N/S
V8 6.2L 376 CID Flex	L94	F	N/S	N/S

V8 6.0L 364 CID Gas/Electric	LFA	5	N/S	N/S
------------------------------	-----	---	-----	-----

**SIERRA PICKUPS (UP TO 3500 SERIES)**

V8 6.0L 364 CID Gas/Electric	LZ1	J	N/S	N/S
------------------------------	-----	---	-----	-----

V6 4.3L 262CID	LU3	Z	N/S	N/S
V8 4.8L 294CID	L20	C	N/S	N/S
V8 5.3L 325 CID		J,M	N/S	N/S
V8 5.3L 325 CID Flex		0,3	N/S	N/S
V8 6.0L 5967cc 364 CID		K	N/S	N/S
	L76	Y	N/S	N/S

**2010**

**ACADIA**

V6 3.6L 217 CID	LLT	D	N/S	N/S
-----------------	-----	---	-----	-----

See pages 13-16 for footnotes.





Pass Car Light Truck Fuel Filter Section

GMC 2009-2007

Year/Año/Année Model/Modelo/Modèle Engine/Motor/Moteur	Eng. Code Código de motor Code moteur	VIN NIV NIV	GOLD Fuel Combustible Carburant	ProSelect Fuel Combustible Carburant	Year/Año/Année Model/Modelo/Modèle Engine/Motor/Moteur	Eng. Code Código de motor Code moteur	VIN NIV NIV	GOLD Fuel Combustible Carburant	ProSelect Fuel Combustible Carburant
<b>GMC (Cont'd/Suite)</b>					<b>GMC (Cont'd/Suite)</b>				
<b>2009 (Cont'd/Suite)</b>					<b>2007 (Cont'd/Suite)</b>				
<b>SIERRA PICKUPS (UP TO 3500 SERIES) (Cont'd/Suite)</b>					<b>ENVOY</b>				
V8 6.2L 376 CID Flex	L9H	2	N/S	N/S	L6 4.2L 256 CID		S	N/S	N/S
V8 6.6L 400 CID Turbo Diesel	LMM	6	3960XE <sup>173,53</sup> 3960 <sup>155,53</sup>	23960 <sup>173</sup> N/A <sup>155</sup>	V8 5.3L 325 CID		M	N/S	N/S
<b>YUKON (ALL)</b>					<b>SAVANA VAN (UP TO 3500 SERIES)</b>				
V8 4.8L 294CID	L20	C	N/S	N/S	V6 4.3L 262CID	LU3	Z	N/S	N/S
V8 5.3L 5328cc 325 CID	LY5	J	N/S	N/S	V8 4.8L 294CID	L20	V	N/S	N/S
V8 5.3L 5328cc 325 CID Flex	LC9	3	N/S	N/S	V8 5.3L 325 CID		T	N/S	N/S
	LMG	0	N/S	N/S	V8 5.3L 325 CID Flex		Z	N/S	N/S
V8 6.0L 5967cc 364 CID		K	N/S	N/S	V8 6.0L 5967cc 364 CID	LQ4	U	N/S	N/S
V8 6.2L 376 CID Flex	L9H	2	N/S	N/S	V8 6.6L 400 CID Turbo Diesel	LMM	2	3837 <sup>504</sup>	23837 <sup>504</sup>
<b>YUKON HYBRID</b>					<b>SIERRA 1500</b>				
V8 6.0L 364 CID Gas/Electric	LFA	5	N/S	N/S	V6 4.3L 262CID	LU3	Z	N/S	N/S
<b>2008</b>					<b>SIERRA 1500 CLASSIC</b>				
<b>ACADIA</b>					<b>SIERRA CLASSIC SERIES (UP TO 3500 SERIES)</b>				
V6 3.6L 217 CID		7	N/S	N/S	V6 4.3L 262CID	LU3	Z	N/S	N/S
<b>CANYON</b>					<b>SIERRA CLASSIC SERIES (UP TO 3500 SERIES)</b>				
L4 2.9L 178 CID		9	N/S	N/S	V8 4.8L 294CID	L20	V	N/S	N/S
L5 3.7L 3654cc 223 CID		E	N/S	N/S	V8 5.3L 325 CID		B,T	N/S	N/S
<b>ENVOY</b>					<b>SIERRA CLASSIC SERIES (UP TO 3500 SERIES)</b>				
L6 4.2L 256 CID		S	N/S	N/S	V8 5.3L 325 CID Flex		Z	N/S	N/S
V8 5.3L 325 CID		M	N/S	N/S	V8 6.0L 5967cc 364 CID		U,N	N/S	N/S
<b>SAVANA VAN (UP TO 3500 SERIES)</b>					<b>SIERRA CLASSIC SERIES (UP TO 3500 SERIES)</b>				
V6 4.3L 262CID		Z	N/S	N/S	V6 4.3L 262CID	LU3	Z	N/S	N/S
V8 4.8L 294CID	L20	C	N/S	N/S	V8 4.8L 294CID	L20	V	N/S	N/S
V8 5.3L 5328cc 325 CID Flex	LMF	4	N/S	N/S	V8 5.3L 325 CID		B,T	N/S	N/S
V8 6.0L 5967cc 364 CID	LY6	K	N/S	N/S	V8 5.3L 325 CID Flex		Z	N/S	N/S
V8 6.6L 400 CID Turbo Diesel	LMM	6	3837 <sup>504</sup>	23837 <sup>504</sup>	V8 6.0L 5967cc 364 CID		N	N/S	N/S
<b>SIERRA PICKUPS (UP TO 3500 SERIES)</b>					<b>SIERRA CLASSIC SERIES (UP TO 3500 SERIES)</b>				
V6 4.3L 262CID	LU3	Z	N/S	N/S	V8 5.3L 325 CID		B,T	N/S	N/S
V8 4.8L 294CID	L20	C	N/S	N/S	V8 5.3L 325 CID Flex		Z	N/S	N/S
V8 5.3L 325 CID	LY5,LH6	J,M	N/S	N/S	V8 6.0L 5967cc 364 CID		N	N/S	N/S
V8 5.3L 325 CID Flex	LC9,LMG	0,3	N/S	N/S	V8 6.6L 400 CID Turbo Diesel	LGH	D	3960XE <sup>173,53</sup> 3960 <sup>155,53</sup>	23960 <sup>173</sup> N/A <sup>155</sup>
V8 6.0L 5967cc 364 CID		K	N/S	N/S	V8 8.1L 496 CID		G	N/S	N/S
V8 6.2L 376 CID Flex	L76	Y	N/S	N/S	<b>SIERRA HYBRID</b>				
V8 6.6L 400 CID Turbo Diesel	L94	8	N/S	N/S	V8 5.3L 325 CID Gas/Electric	LM7	T	N/S	N/S
	LGH	6	3960XE <sup>173,53</sup> 3960 <sup>155,53</sup>	23960 <sup>173</sup> N/A <sup>155</sup>	<b>SIERRA NEW SERIES (UP TO 3500 SERIES)</b>				
<b>YUKON (ALL)</b>					<b>YUKON (ALL)</b>				
V8 4.8L 294CID	L20	C	N/S	N/S	V6 4.3L 262CID	LU3	Z	N/S	N/S
V8 5.3L 5328cc 325 CID	LY5	J	N/S	N/S	V8 4.8L 294CID	L20	C	N/S	N/S
V8 5.3L 5328cc 325 CID Flex	LC9	3	N/S	N/S	V8 5.3L 325 CID		J,M	N/S	N/S
	LMG	0	N/S	N/S	V8 5.3L 325 CID Flex		0,3	N/S	N/S
V8 6.0L 5967cc 364 CID		K	N/S	N/S	V8 6.0L 5967cc 364 CID		K	N/S	N/S
V8 6.2L 6199cc 378 CID	L92	8	N/S	N/S	V8 6.2L 376 CID Flex	L76	Y	N/S	N/S
<b>YUKON HYBRID</b>					<b>YUKON (ALL)</b>				
V8 6.0L 364 CID Gas/Electric		5	N/S	N/S	V8 6.2L 376 CID Flex	L94	8	N/S	N/S
<b>2007</b>					<b>YUKON (ALL)</b>				
<b>ACADIA</b>					<b>YUKON (ALL)</b>				
V6 3.6L 217 CID		7	N/S	N/S	V8 4.8L 294CID	L20	C	N/S	N/S
<b>CANYON</b>					<b>YUKON (ALL)</b>				
L4 2.9L 178 CID		9	N/S	N/S	V8 5.3L 5328cc 325 CID	LY5	J	N/S	N/S
L5 3.7L 3654cc 223 CID		E	N/S	N/S	V8 5.3L 5328cc 325 CID Flex	LC9	3	N/S	N/S
						LMG	0	N/S	N/S
					V8 6.0L 5967cc 364 CID		K	N/S	N/S
					V8 6.2L 6199cc 378 CID	L92	8	N/S	N/S

See pages 13-16 for footnotes.

*Italicized Part Numbers May Not Be Available.*  
Las piezas con números en *italicas* pueden no estar disponibles.  
Les numéros de pièce en *italiques* peuvent ne pas être disponibles.

P  
a  
s  
s  
C  
a  
r  
L  
i  
g  
h  
t  
T  
r  
u  
c  
k  
F  
u  
e  
l  
F  
i  
l  
t  
e  
r  
s





GMC 2006-2004

Pass Car Light Truck Fuel Filter Section

Year/Año/Année Model/Modelo/Modèle Engine/Motor/Moteur	Eng. Code Código de motor Code moteur	VIN NIV NIV	GOLD Fuel Combustible Carburant	ProSelect Fuel Combustible Carburant	Year/Año/Année Model/Modelo/Modèle Engine/Motor/Moteur	Eng. Code Código de motor Code moteur	VIN NIV NIV	GOLD Fuel Combustible Carburant	ProSelect Fuel Combustible Carburant
<b>GMC (Cont'd/Suite)</b>					<b>GMC (Cont'd/Suite)</b>				
<b>2006</b>					<b>2005 (Cont'd/Suite)</b>				
<b>CANYON</b>					<b>SAFARI-VAN</b>				
L4 2.8L 2770cc 169 CID	LK5	8	N/S	N/S	V6 4.3L 262CID		Z	3481	23481
L5 3.5L 3460cc 211 CID		6	N/S	N/S	<b>SAVANA VAN (UP TO 3500 SERIES)</b>				
<b>ENVOY</b>					V6 4.3L 262CID				
L6 4.2L 256 CID		S	N/S	N/S	V8 4.8L 294 CID		V	3311	23311
V8 5.3L 325 CID	LC9	M	N/S	N/S	V8 5.3L 323 CID		T	N/S	N/S
	LMF	M	N/S	N/S	V8 6.0L 5967cc 364 CID		U	3311	23311
	LMG	M	N/S	N/S	V8 6.0L 5967cc 364 CID CNG		U	N/S	N/S
<b>SAVANA VAN (UP TO 3500 SERIES)</b>					<b>SIERRA HYBRID</b>				
V6 4.3L 262CID	LU3	Z	N/S	N/S	V8 5.3L 325 CID Gas/Electric		T	N/S	N/S
V8 4.8L 294CID	L20	V	N/S	N/S	<b>SIERRA PICKUPS (UP TO 3500 SERIES)</b>				
V8 5.3L 325 CID	LC9	T	N/S	N/S	V6 4.3L 262CID		Z	3481	23481
	LMF	T	N/S	N/S	V8 4.8L 294 CID		V	N/S	N/S
	LMG	T	N/S	N/S	V8 5.3L 323 CID		B,T	N/S	N/S
V8 6.0L 5967cc 364 CID	LO4	U,N	N/S	N/S	V8 5.3L 323 CID Flex		Z	N/S	N/S
V8 6.6L 400 CID Turbo Diesel	LGH	2,D	3837 <sup>504</sup>	23837 <sup>504</sup>	V8 6.0L 5967cc 364 CID		U	N/S	N/S
<b>SIERRA HYBRID</b>					V8 6.6L 400 CID Turbo Diesel				
V8 5.3L 325 CID Gas/Electric	LM7	T	N/S	N/S	V8 8.1L 496 CID		2	3960XE <sup>173,53</sup> 3960 <sup>155,53</sup>	23960 <sup>173</sup> N/A <sup>155</sup>
<b>SIERRA PICKUPS (UP TO 3500 SERIES)</b>					V8 8.1L 496 CID				
V6 4.3L 262CID	LU3	Z	N/S	N/S	<b>YUKON (ALL)</b>				
V8 4.8L 294CID	L20	V	N/S	N/S	V8 4.8L 294 CID		V	N/S	N/S
V8 5.3L 325 CID	LC9	B,T	N/S	N/S	V8 5.3L 323 CID		T	N/S	N/S
			Std.	Std.	V8 5.3L 5328cc 325 CID Flex	L59	Z	N/S	N/S
	LC9	Z	N/S	N/S				Flex-Fuel	Flex-Fuel
			Flex-Fuel	Flex-Fuel	V8 6.0L 5967cc 364 CID		U	N/S	N/S
	LMF	B,T	N/S	N/S	V8 8.1L 496 CID		G	3481	23481
			Std.	Std.	<b>2004</b>				
	LMF	Z	N/S	N/S	<b>CANYON</b>				
			Flex-Fuel	Flex-Fuel	L4 2.8L 2770cc 169 CID		8	3484	23484
	LMG	B,T	N/S	N/S	L5 3.5L 3460cc 211 CID		6	3484	23484
			Std.	Std.	<b>ENVOY</b>				
	LMG	Z	N/S	N/S	L6 4.2L 256 CID		S	3129	23129
			Flex-Fuel	Flex-Fuel	V8 5.3L 323 CID		P	3129	23129
V8 6.0L 5967cc 364 CID		U,N	N/S	N/S	<b>JIMMY</b>				
V8 6.6L 400 CID Turbo Diesel	LGH	2,D	3960XE <sup>173,53</sup> 3960 <sup>155,53</sup>	23960 <sup>173</sup> N/A <sup>155</sup>	V6 4.3L 262CID		Z	3579	23579
V8 8.1L 496 CID	G		N/S	N/S	<b>SAFARI-VAN</b>				
<b>YUKON (ALL)</b>					V6 4.3L 262CID				
V8 4.8L 294CID	L20	V	N/S	N/S	V6 4.3L 262CID	LU3	Z	3481	23481
V8 5.3L 325 CID	LC9	T	N/S	N/S	<b>SAVANA VAN (UP TO 3500 SERIES)</b>				
			Std.	Std.	V6 4.3L 262CID		Z	3481	23481
	LMF	T	N/S	N/S	V8 4.8L 294 CID		V	3311	23311
			Std.	Std.	V8 5.3L 323 CID		T	N/S	N/S
	LMG	T	N/S	N/S	V8 6.0L 5967cc 364 CID		U	3311	23311
			Std.	Std.	V8 6.0L 5967cc 364 CID CNG		N	3481	23481
V8 5.3L 5328cc 325 CID Flex	L59	Z	N/S	N/S	<b>SIERRA PICKUPS (UP TO 3500 SERIES)</b>				
			Flex-Fuel	Flex-Fuel	V6 4.3L 262CID	LU3	Z	3481	23481
V8 6.0L 5967cc 364 CID		U	N/S	N/S	V8 4.8L 294CID	L20	V	3481	23481
V8 8.1L 496 CID	G		N/S	N/S	V8 5.3L 323 CID		T	N/S	N/S
<b>2005</b>					V8 5.3L 323 CID Flex				
<b>CANYON</b>					V8 6.0L 5967cc 364 CID				
L4 2.8L 2770cc 169 CID		8	3484	23484	V8 6.6L 400 CID Turbo Diesel	LGH	1,2	3960XE <sup>173,53</sup> 3960 <sup>155,53</sup>	23960 <sup>173</sup> N/A <sup>155</sup>
L5 3.5L 3460cc 211 CID		6	3484	23484	V8 8.1L 496 CID		G	3481	23481
<b>ENVOY</b>					<b>SONOMA</b>				
L6 4.2L 256 CID		S	N/S	N/S	V6 4.3L 262CID	LU3	Z	3579	23579
V8 5.3L 323 CID		M	3129	23129					
<b>JIMMY</b>									
V6 4.3L 262CID		Z	3579	23579					

See pages 13-16 for footnotes.

*Italicized Part Numbers May Not Be Available.*  
Las piezas con números en *italicas* pueden no estar disponibles.  
Les numéros de pièce en *italiques* peuvent ne pas être disponibles.



Pass Car Light Truck Fuel Filter Section

GMC 2004-2001

Year/Año/Année Model/Modelo/Modèle Engine/Motor/Moteur	Eng. Code Código de motor Code moteur	VIN NIV NIV	GOLD Fuel Combustible Carburant	ProSelect Fuel Combustible Carburant	Year/Año/Année Model/Modelo/Modèle Engine/Motor/Moteur	Eng. Code Código de motor Code moteur	VIN NIV NIV	GOLD Fuel Combustible Carburant	ProSelect Fuel Combustible Carburant
<b>GMC (Cont'd/Suite)</b>					<b>GMC (Cont'd/Suite)</b>				
<b>2004 (Cont'd/Suite)</b>					<b>2002 (Cont'd/Suite)</b>				
<b>YUKON (ALL)</b>					<b>SAVANA VAN (UP TO 3500 SERIES) (Cont'd/Suite)</b>				
V8 4.8L 294CID	L20	V	N/S	N/S	V8 5.7L 350 CID BI-Fuel		R	3484	23484
V8 5.3L 323 CID		T	N/S	N/S	V8 6.5L 395 CID Turbo Diesel	L65	F	3537	23537
V8 5.3L 325 CID	LC9	Z	3579	23579	V8 8.1L 496 CID		G	3484	23484
V8 6.0L 5967cc 364 CID		U	N/S	N/S	<b>SIERRA PICKUPS (UP TO 3500 SERIES)</b>				
V8 8.1L 496 CID		G	N/S	N/S	V6 4.3L 262CID		Z	3481	23481
<b>2003</b>					V8 4.8L 294 CID		V	3481	23481
<b>ENVOY</b>					V8 5.3L 323 CID		T	3481	23481
L6 4.2L 256 CID		S	3129	23129	V8 5.3L 323 CID Flex		Z	3579	23579
V8 5.3L 323 CID		P	3129	23129	V8 6.0L 5967cc 364 CID		U	3481	23481
<b>JIMMY</b>					V8 6.6L 400 CID Turbo Diesel	LGH	1	3960XE <sup>173,53</sup> 3960 <sup>155,53</sup>	23960 <sup>173</sup> N/A <sup>155</sup>
V6 4.3L 262CID		Z	3579	23579	V8 8.1L 496 CID		G	3481	23481
<b>SAFARI-VAN</b>					<b>SONOMA</b>				
V6 4.3L 262CID		Z	3481	23481	L4 2.2L 2190cc134 CID Flex		5	3100	23100
<b>SAVANA VAN (UP TO 3500 SERIES)</b>					V6 4.3L 262CID		Z	3579	23579
V6 4.3L 262CID		Z	3481	23481	<b>YUKON (ALL)</b>				
V8 4.8L 294CID	L20	V	3311 3481 <sup>222</sup>	23311 23481 <sup>222</sup>	V8 4.8L 294 CID		V	3481	23481
V8 5.3L 323 CID		T	3311 3481 <sup>222</sup>	23311 23481 <sup>222</sup>	V8 5.3L 323 CID		T	3481	23481
V8 6.0L 5967cc 364 CID		U	3311 <sup>223</sup> 3481 <sup>222</sup>	23311 <sup>223</sup> 23481 <sup>222</sup>	V8 5.3L 323 CID Flex		Z	3579	23579
V8 6.0L 5967cc 364 CID CNG		U	3481	23481	V8 6.0L 5967cc 364 CID		U	3481	23481
<b>SIERRA PICKUPS (UP TO 3500 SERIES)</b>					V8 8.1L 496 CID		G	3481	23481
V6 4.3L 262CID		Z	3481	23481	<b>2001</b>				
V8 4.8L 294 CID		V	3481	23481	<b>C3500HD CHASSIS CAB</b>				
V8 5.3L 323 CID		T	3481	23481	V8 6.5L 395 CID Turbo Diesel		F	3976 <sup>237</sup>	23976 <sup>237</sup>
V8 5.3L 323 CID Flex		Z	3579	23579	V8 8.1L 496 CID		G	3481	23481
V8 6.0L 5967cc 364 CID		U	3481	23481	<b>JIMMY</b>				
V8 6.6L 400 CID Turbo Diesel	LGH	1	3960XE <sup>173,53</sup> 3960 <sup>155,53</sup>	23960 <sup>173</sup> N/A <sup>155</sup>	V6 4.3L 262CID		Z	3579	23579
V8 8.1L 496 CID		G	3481	23481	<b>SAFARI-VAN</b>				
<b>SONOMA</b>					V6 4.3L 262CID		Z	3481	23481
L4 2.2L 2190cc134 CID		H	3100	23100	<b>SAVANA VAN (UP TO 3500 SERIES)</b>				
V6 4.3L 262CID		Z	3579	23579	V6 4.3L 262CID		Z	3484	23484
<b>YUKON (ALL)</b>					V8 5.0L 305 CID		M	3484	23484
V8 4.8L 294 CID		V	3481	23481	V8 5.7L 350 CID		R	3484	23484
V8 5.3L 323 CID		T	3481	23481	V8 6.5L 395 CID Turbo Diesel		F	3537	23537
V8 5.3L 323 CID Flex		Z	3579	23579	V8 8.1L 496 CID		G	3484	23484
V8 6.0L 5967cc 364 CID		U	3481	23481	<b>SIERRA PICKUPS (UP TO 3500 SERIES)</b>				
V8 8.1L 496 CID		G	3481	23481	V6 4.3L 262CID		Z	3481	23481
<b>2002</b>					V8 4.8L 294CID	L20	V	3481	23481
<b>C3500HD CHASSIS CAB</b>					V8 5.3L 323 CID		T	3481	23481
V8 6.5L 395 CID Turbo Diesel		F	3976 <sup>237</sup>	23976 <sup>237</sup>	V8 5.3L 323 CID Flex		Z	3579	23579
V8 8.1L 496 CID		G	3481	23481	V8 6.0L 5967cc 364 CID		U	3481	23481
<b>ENVOY</b>					V8 6.6L 400 CID Turbo Diesel	LGH	1	3960XE <sup>173,53</sup> 3960 <sup>155,53</sup>	23960 <sup>173</sup> N/A <sup>155</sup>
L6 4.2L 256 CID		S	3129	23129	V8 8.1L 496 CID		G	3481	23481
<b>JIMMY</b>					<b>SONOMA</b>				
V6 4.3L 262CID		Z	3579	23579	L4 2.2L 2190cc134 CID Flex		5	3100	23100
<b>SAFARI-VAN</b>					V6 4.3L 262CID		Z	3579	23579
V6 4.3L 262CID		Z	3481	23481	<b>YUKON (ALL)</b>				
<b>SAVANA VAN (UP TO 3500 SERIES)</b>					V8 4.8L 294CID	L20	V	3481	23481
V6 4.3L 262CID		Z	3484	23484	V8 5.3L 323 CID		T	3481	23481
V8 5.0L 305 CID		M	3484	23484	V8 6.0L 5967cc 364 CID		U	3481	23481
V8 5.7L 350 CID		R	3484	23484	V8 8.1L 496 CID		G	3481	23481

See pages 13-16 for footnotes.

*Italicized Part Numbers May Not Be Available.*  
 Las piezas con números en *italicas* pueden no estar disponibles.  
 Les numéros de pièce en *italiques* peuvent ne pas être disponibles.

P  
a  
s  
s  
C  
a  
r  
L  
i  
g  
h  
t  
T  
r  
u  
c  
k  
F  
u  
e  
l  
F  
i  
l  
t  
e  
r  
s



Year/Año/Année Model/Modelo/Modèle Engine/Motor/Moteur	Eng. Code Código de motor Code moteur	VIN NIV NIV	GOLD Fuel Combustible Carburant	ProSelect Fuel Combustible Carburant	Year/Año/Année Model/Modelo/Modèle Engine/Motor/Moteur	Eng. Code Código de motor Code moteur	VIN NIV NIV	GOLD Fuel Combustible Carburant	ProSelect Fuel Combustible Carburant
<b>HOLDEN</b>					<b>HONDA (Cont'd/Suite)</b>				
<b>2005</b>					<b>2022 (Cont'd/Suite)</b>				
<b>ADVENTRA VZ</b>					<b>ODYSSEY</b>				
V6 3.6L 3600cc	ALLOY T190		N/A	N/A	V6 3.5L 3471cc	J35Z8		N/S	N/S
<b>2004</b>					<b>PASSPORT</b>				
<b>ADVENTRA VZ</b>					V6 3.5L 3500CC 214CID J35Y6 VCM N/S N/S				
V8 5.7L 5700cc	Gen3		N/A	N/A	<b>PILOT</b>				
<b>2001</b>					V6 3.5L 3471cc J35Z4 N/S N/S				
<b>ASTRA TS11</b>					<b>RIDGELINE</b>				
L4 2.2L 2206cc	Z22SE	3078		N/A	V6 3.5L 3500CC 214CID J35Y6 VCM N/S N/S				
<b>HONDA</b>					<b>2021</b>				
<b>2023</b>					<b>ACCORD</b>				
<b>ACCORD</b>					L4 1.5L 1497CC 92CID Turbo N/S N/S				
L4 1.5L 1497CC 92CID Turbo			N/S	N/S	L4 2.0L 2000CC 122CID Turbo N/S N/S				
L4 2.0L 2000CC 122CID Turbo			N/S	N/S	<b>ACCORD HYBRID</b>				
<b>ACCORD HYBRID</b>					L4 2.0L VTEC N/S N/S				
L4 2.0L Electric/Gas	LFB1		N/S	N/S	<b>CIVIC</b>				
<b>CIVIC</b>					L4 1.5L 1497CC 92CID Turbo N/S N/S				
L4 1.5L 1497CC 92CID Turbo			N/S	N/S	L4 2.0L 1996cc 122 CID N/S N/S				
L4 2.0L 1996cc 122 CID			N/S	N/S	<b>CIVIC Type R</b>				
<b>CIVIC Type R</b>					L4 2L 2000CC 122CID Turbo K20C1 N/S N/S				
L4 2L 2000CC 122CID Turbo	K20C1		N/S	N/S	<b>Clarity EV</b>				
<b>CR-V</b>					Electric N/S N/S				
L4 1.5L 1497CC 92CID Turbo			N/S	N/S	<b>Clarity Plug-in Hybrid</b>				
<b>CR-V Hybrid</b>					L4 1.5L 1500CC 92CID N/S N/S				
L4 2.0L 2000CC 122CID	LFA1		N/S	N/S	<b>CR-V</b>				
<b>HR-V</b>					L4 1.5L 1497CC 92CID Turbo K24Z7 N/S N/S				
L4 2.0L	K20Z5		N/S	N/S	L4 2.4L 2354cc N/S N/S				
<b>ODYSSEY</b>					<b>CR-V Hybrid</b>				
V6 3.5L 3471cc	J35Z8		N/S	N/S	L4 2.0L 2000CC 122CID LFA1 N/S N/S				
<b>PASSPORT</b>					<b>HR-V</b>				
V6 3.5L 3500CC 214CID	J35Y6 VCM		N/S	N/S	L4 1.8L 1799cc N/S N/S				
<b>RIDGELINE</b>					<b>INSIGHT</b>				
V6 3.5L 3500CC 214CID	J35Y6 VCM		N/S	N/S	L4 1.5L 1500CC 92CID Hybrid N/S N/S				
<b>2022</b>					<b>ODYSSEY</b>				
<b>ACCORD</b>					V6 3.5L 3471cc J35Z8 N/S N/S				
L4 1.5L 1497CC 92CID Turbo			N/S	N/S	<b>PASSPORT</b>				
L4 2.0L 2000CC 122CID Turbo			N/S	N/S	V6 3.5L 3500CC 214CID J35Y6 VCM N/S N/S				
<b>ACCORD HYBRID</b>					<b>PILOT</b>				
L4 2.0L Electric/Gas	LFB1		N/S	N/S	V6 3.5L 3471cc J35Z4 N/S N/S				
<b>CIVIC</b>					<b>RIDGELINE</b>				
L4 1.5L 1497CC 92CID Turbo			N/S	N/S	V6 3.5L 3500CC 214CID J35Y6 VCM N/S N/S				
L4 2.0L 1996cc 122 CID			N/S	N/S	<b>2020</b>				
<b>CIVIC Type R</b>					<b>ACCORD</b>				
L4 2L 2000CC 122CID Turbo	K20C1		N/S	N/S	L4 1.5L 1497CC 92CID Turbo N/S N/S				
<b>CR-V</b>					L4 2.0L 2000CC 122CID Turbo N/S N/S				
L4 1.5L 1497CC 92CID Turbo			N/S	N/S	<b>ACCORD HYBRID</b>				
<b>CR-V Hybrid</b>					L4 2.0L VTEC N/S N/S				
L4 2.0L 2000CC 122CID	LFA1		N/S	N/S	<b>CIVIC</b>				
<b>HR-V</b>					L4 1.5L 1497CC 92CID Turbo N/S N/S				
L4 1.8L 1799cc			N/S	N/S	L4 2.0L 1996cc 122 CID N/S N/S				
<b>INSIGHT</b>					<b>CIVIC Type R</b>				
L4 1.5L 1500CC 92CID	Hybrid		N/S	N/S	L4 2L 2000CC 122CID Turbo K20C1 N/S N/S				
<b>Clarity EV</b>					Electric N/S N/S				

See pages 13-16 for footnotes.



Pass Car Light Truck Fuel Filter Section

HONDA 2020-2017

Year/Año/Année Model/Modelo/Modèle Engine/Motor/Moteur	Eng. Code Código de motor Code moteur	VIN NIV NIV	GOLD Fuel Combustible Carburant	ProSelect Fuel Combustible Carburant	Year/Año/Année Model/Modelo/Modèle Engine/Motor/Moteur	Eng. Code Código de motor Code moteur	VIN NIV NIV	GOLD Fuel Combustible Carburant	ProSelect Fuel Combustible Carburant
<b>HONDA (Cont'd/Suite)</b>					<b>HONDA (Cont'd/Suite)</b>				
<b>2020 (Cont'd/Suite)</b>					<b>2018</b>				
<b>Clarity Plug-in Hybrid</b>					<b>ACCORD</b>				
L4 1.5L 1500CC 92CID			N/S	N/S	L4 1.5L 1497CC 92CID Turbo			N/S	N/S
<b>CR-V</b>					L4 2.0L 1993cc 122 CID Electric/Gas	LFA1		N/S	N/S
L4 1.5L 1497CC 92CID Turbo			N/S	N/S	L4 2.0L 2000CC 122CID Turbo			N/S	N/S
L4 2.4L 2354cc	K24Z7		N/S	N/S	<b>CIVIC</b>				
<b>CR-V Hybrid</b>					L4 1.5L 1497CC 92CID Turbo			N/S	N/S
L4 2.0L 2000CC 122CID	LFA1		N/S	N/S	L4 2.0L 1996cc 122 CID			N/S	N/S
<b>FIT</b>					<b>CIVIC Type R</b>				
L4 1.5L 1497cc			N/S	N/S	L4 2L 2000CC 122CID Turbo	K20C1		N/S	N/S
<b>HR-V</b>					<b>Clarity EV</b>				
L4 1.8L 1799cc			N/S	N/S	Electric			N/S	N/S
<b>INSIGHT</b>					<b>Clarity Plug-in Hybrid</b>				
L4 1.5L 1500CC 92CID	Hybrid		N/S	N/S	L4 1.5L 1500CC 92CID			N/S	N/S
<b>ODYSSEY</b>					<b>CR-V</b>				
V6 3.5L 3471cc	J35Z8		N/S	N/S	L4 1.5L 1497CC 92CID Turbo			N/S	N/S
<b>PASSPORT</b>					L4 2.4L 2354cc	K24Z7		N/S	N/S
V6 3.5L 3500CC 214CID	J35Y6 VCM		N/S	N/S	<b>FIT</b>				
<b>PILOT</b>					L4 1.5L 1497cc			N/S	N/S
V6 3.5L 3471cc	J35Z4		N/S	N/S	<b>HR-V</b>				
<b>RIDGELINE</b>					L4 1.8L 1799cc			N/S	N/S
V6 3.5L 3500CC 214CID	J35Y6 VCM		N/S	N/S	<b>ODYSSEY</b>				
<b>2019</b>					V6 3.5L 3471cc	J35Z8		N/S	N/S
<b>ACCORD</b>					<b>PILOT</b>				
L4 1.5L 1497CC 92CID Turbo			N/S	N/S	V6 3.5L 3471cc	J35Z4		N/S	N/S
L4 2.0L 1993cc 122 CID Electric/Gas	LFA1		N/S	N/S	<b>RIDGELINE</b>				
L4 2.0L 2000CC 122CID Turbo			N/S	N/S	V6 3.5 L May			N/S	N/S
<b>CIVIC</b>					<b>2017</b>				
L4 1.5L 1497CC 92CID Turbo			N/S	N/S	<b>ACCORD</b>				
L4 2.0L 1996cc 122 CID			N/S	N/S	L4 2.0L 1993cc 122 CID Electric/Gas	LFA1		N/S	N/S
<b>CIVIC Type R</b>					L4 2.4L 2356cc 144 CID	K24W1		N/S	N/S
L4 2L 2000CC 122CID Turbo	K20C1		N/S	N/S	V6 3.5L 3471cc 212 CID	J35Y1		N/S	N/S
<b>Clarity EV</b>					<b>CITY</b>				
Electric			N/S	N/S	L4 1.5L 1497cc (Mex.)			N/S	N/S
<b>Clarity Plug-in Hybrid</b>					<b>CIVIC</b>				
L4 1.5L 1500CC 92CID			N/S	N/S	L4 1.5L 1497CC 92CID Turbo			N/S	N/S
<b>CR-V</b>					L4 2.0L 1996cc 122 CID			N/S	N/S
L4 1.5L 1497CC 92CID Turbo			N/S	N/S	<b>CIVIC Type R</b>				
L4 2.4L 2354cc	K24Z7		N/S	N/S	L4 2L 2000CC 122CID Turbo	K20C1		N/S	N/S
<b>FIT</b>					<b>Clarity EV</b>				
L4 1.5L 1497cc			N/S	N/S	Electric			N/S	N/S
<b>HR-V</b>					<b>Clarity Plug-in Hybrid</b>				
L4 1.8L 1799cc			N/S	N/S	L4 1.5L 1500CC 92CID			N/S	N/S
<b>INSIGHT</b>					<b>CR-V</b>				
L4 1.5L 1500CC 92CID	Hybrid		N/S	N/S	L4 1.5L 1497CC 92CID Turbo			N/S	N/S
<b>ODYSSEY</b>					L4 2.4L 2354cc	K24Z7		N/S	N/S
V6 3.5L 3471cc	J35Z8		N/S	N/S	<b>FIT</b>				
<b>PASSPORT</b>					L4 1.5L 1497cc			N/S	N/S
V6 3.5L 3500CC 214CID	J35Y6 VCM		N/S	N/S	<b>HR-V</b>				
<b>PILOT</b>					L4 1.8L 1799cc			N/S	N/S
V6 3.5L 3471cc	J35Z4		N/S	N/S	<b>ODYSSEY</b>				
<b>RIDGELINE</b>					V6 3.5L 3471cc	J35Z8		N/S	N/S
V6 3.5 L May			N/S	N/S	<b>PILOT</b>				
					V6 3.5L 3471cc	J35Z4		N/S	N/S

See pages 13-16 for footnotes.

*Italicized Part Numbers May Not Be Available.*  
 Las piezas con números en *italicas* pueden no estar disponibles.  
 Les numéros de pièce en *italiques* peuvent ne pas être disponibles.

P  
a  
s  
s  
C  
a  
r  
L  
i  
g  
h  
t  
T  
r  
u  
c  
k  
F  
u  
e  
l  
F  
i  
l  
t  
e  
r  
s



HONDA 2017-2013

Pass Car Light Truck Fuel Filter Section

Year/Año/Année Model/Modelo/Modèle Engine/Motor/Moteur	Eng. Code Código de motor Code moteur	VIN NIV NIV	GOLD Fuel Combustible Carburant	ProSelect Fuel Combustible Carburant	Year/Año/Année Model/Modelo/Modèle Engine/Motor/Moteur	Eng. Code Código de motor Code moteur	VIN NIV NIV	GOLD Fuel Combustible Carburant	ProSelect Fuel Combustible Carburant
<b>HONDA (Cont'd/Suite)</b>					<b>HONDA (Cont'd/Suite)</b>				
<b>2017 (Cont'd/Suite)</b>					<b>2014 (Cont'd/Suite)</b>				
<b>RIDGELINE</b>					<b>ACCORD (Cont'd/Suite)</b>				
V6 3.5L May			N/S	N/S	V6 3.5L 3471cc 212 CID	J35Y1		N/S	N/S
<b>2016</b>					<b>ACCORD PLUG-IN</b>				
<b>ACCORD</b>					L4 2.0L 1993cc 122 CID Electric/Gas				
L4 2.4L 2356cc 144 CID	K24W1		N/S	N/S		LFA1		N/S	N/S
V6 3.5L 3471cc 212 CID	J35Y1		N/S	N/S	<b>CITY</b>				
<b>CITY</b>					L4 1.5L 1497cc i-VTEC (Mex.)				
L4 1.5L 1497cc (Mex.)	L15A7		N/S	N/S	<b>CIVIC</b>				
<b>CIVIC</b>					L4 1.8L 1799cc				
L4 1.5L 1497CC 92CID Turbo			N/S	N/S		R18Z1		N/S	N/S
L4 2.0L 1996cc 122 CID			N/S	N/S	L4 1.8L 1799cc CNG	R18A9		N/S	N/S
<b>CR-V</b>					L4 2.4L 2354cc				
L4 2.4L 2354cc	K24Z7		N/S	N/S	<b>CIVIC HYBRID</b>				
<b>CR-Z</b>					L4 1.5L 1497cc Electric/Gas				
L4 1.5L 1497cc 91 CID Electric/Gas	LEA1		N/S	N/S		LEA2		N/S	N/S
<b>FIT</b>					<b>CROSSTOUR</b>				
L4 1.5L 1497cc			N/S	N/S	L4 2.4L 2354cc i-VTEC				
<b>HR-V</b>					V6 3.5L 3471cc 212 CID				
L4 1.8L 1799cc			N/S	N/S		K24Y2		N/S	N/S
<b>ODYSSEY</b>					<b>CR-V</b>				
V6 3.5L 3471cc	J35Z8		N/S	N/S	L4 2.4L 2354cc	K24Z7		N/S	N/S
<b>PILOT</b>					<b>CR-Z</b>				
V6 3.5L 3471cc	J35Z4		N/S	N/S	L4 1.5L 1497cc 91 CID Electric/Gas	LEA1		N/S	N/S
<b>2015</b>					<b>FIT</b>				
<b>ACCORD</b>					L4 1.5L 1497cc				
L4 2.4L 2356cc 144 CID	K24W1		N/S	N/S		L15A7		N/S	N/S
V6 3.5L 3471cc 212 CID	J35Y1		N/S	N/S	<b>FIT EV</b>				
<b>ACCORD PLUG-IN</b>					20kWh Electric Electric				
L4 2.0L 1993cc 122 CID Electric/Gas	LFA1		N/S	N/S		MCF31		N/S	N/S
<b>CITY</b>					<b>INSIGHT</b>				
L4 1.5L 1497cc (Mex.)	L15A7		N/S	N/S	L4 1.3L 1339cc Electric/Gas				
<b>CIVIC</b>					<b>ODYSSEY</b>				
L4 1.8L 1799cc	R18Z1		N/S	N/S	V6 3.5L 3471cc				
L4 1.8L 1799cc CNG	R18A9		N/S	N/S	<b>PILOT</b>				
L4 2.4L 2354cc	K24Z7		N/S	N/S	V6 3.5L 3471cc	J35Z4		N/S	N/S
<b>CIVIC HYBRID</b>					<b>RIDGELINE</b>				
L4 1.5L 1497cc Electric/Gas	LEA2		N/S	N/S	V6 3.5L 3471cc	J35Z5		N/S	N/S
<b>CROSSTOUR</b>					<b>2013</b>				
L4 2.4L 2354cc i-VTEC	K24Y2		N/S	N/S	<b>ACCORD</b>				
V6 3.5L 3471cc 212 CID	J35Y1		N/S	N/S	L4 2.4L 2356cc 144 CID				
<b>CR-V</b>					V6 3.5L 3471cc 212 CID				
L4 2.4L 2354cc	K24Z7		N/S	N/S		K24W1		N/S	N/S
<b>CR-Z</b>					<b>CITY</b>				
L4 1.5L 1497cc 91 CID Electric/Gas	LEA1		N/S	N/S	L4 1.5L 1497cc i-VTEC (Mex.)				
<b>FIT</b>					L4 1.5L 1497cc (Mex.)				
L4 1.5L 1497cc			N/S	N/S		L15A7		N/S	N/S
<b>ODYSSEY</b>					<b>CIVIC</b>				
V6 3.5L 3471cc	J35Z8		N/S	N/S	L4 1.8L 1799cc				
<b>PILOT</b>					L4 1.8L 1799cc CNG				
V6 3.5L 3471cc	J35Z4		N/S	N/S	L4 2.4L 2354cc	K24Z7		N/S	N/S
<b>2014</b>					<b>CIVIC HYBRID</b>				
<b>ACCORD</b>					L4 1.5L 1497cc Electric/Gas				
L4 2.4L 2356cc 144 CID	K24W1		N/S	N/S		LEA2		N/S	N/S
<b>INSIGHT</b>					<b>CROSSTOUR</b>				
L4 1.3L 1339cc Electric/Gas	LDA3		N/S	N/S	L4 2.4L 2354cc i-VTEC				

See pages 13-16 for footnotes.

Italicized Part Numbers May Not Be Available. Las piezas con números en *italicas* pueden no estar disponibles. Les numéros de pièce en *italiques* peuvent ne pas être disponibles.



Pass Car Light Truck Fuel Filter Section

HONDA 2013-2009

Year/Año/Année Model/Modelo/Modèle Engine/Motor/Moteur	Eng. Code Código de motor Code moteur	VIN NIV NIV	GOLD Fuel Combustible Carburant	ProSelect Fuel Combustible Carburant	Year/Año/Année Model/Modelo/Modèle Engine/Motor/Moteur	Eng. Code Código de motor Code moteur	VIN NIV NIV	GOLD Fuel Combustible Carburant	ProSelect Fuel Combustible Carburant
<b>HONDA (Cont'd/Suite)</b>					<b>HONDA (Cont'd/Suite)</b>				
<b>2013 (Cont'd/Suite)</b>					<b>2011 (Cont'd/Suite)</b>				
<b>ODYSSEY</b>					<b>CR-V</b>				
V6 3.5L 3471cc	J35Z8		N/S	N/S	L4 2.4L 2354cc	K24Z6		N/S	N/S
<b>PILOT</b>					<b>CR-Z HYBRID</b>				
V6 3.5L 3471cc	J35Z4		N/S	N/S	L4 1.5L 1497cc 91 CID Electric/Gas	LEA1		N/S	N/S
<b>RIDGELINE</b>					<b>ELEMENT</b>				
V6 3.5L 3471cc	J35Z5		N/S	N/S	L4 2.4L 2354cc	K24A8		N/S	N/S
<b>2012</b>					<b>2010</b>				
<b>ACCORD</b>					<b>INSIGHT</b>				
L4 2.4L 2354cc	K24Z2		N/S	N/S	L4 1.3L 1339cc Electric/Gas	LDA3		N/S	N/S
	K24Z3		N/S	N/S	<b>ODYSSEY</b>				
V6 3.5L 3471cc	J35Z2		N/S	N/S	V6 3.5L 3471cc	J35Z8		N/S	N/S
	J35Z3		N/S	N/S	<b>PILOT</b>				
<b>CITY</b>					<b>RIDGELINE</b>				
L4 1.5L 1497cc i-VTEC (Mex.)		308034		N/A	V6 3.5L 3471cc	J35Z4		N/S	N/S
<b>CIVIC</b>					<b>2010</b>				
L4 1.8L 1799cc	R18Z1		N/S	N/S	<b>ACCORD</b>				
L4 1.8L 1799cc CNG	R18A9		N/S	N/S	L4 2.4L 2354cc	K24Z2		N/S	N/S
L4 2.4L 2354cc	K24Z7		N/S	N/S		K24Z3		N/S	N/S
<b>CIVIC HYBRID</b>					<b>V6 3.5L 3471cc</b>				
L4 1.5L 1497cc Electric/Gas	LEA2		N/S	N/S		J35Z2		N/S	N/S
			N/S	N/S		J35Z3		N/S	N/S
<b>CROSSTOUR</b>					<b>ACCORD CROSSTOUR</b>				
L4 2.4L 2354cc	K24Y2		N/S	N/S	V6 3.5L 3471cc	J35Z2		N/S	N/S
V6 3.5L 3471cc	J35Z2		N/S	N/S	<b>CITY</b>				
<b>CR-V</b>					<b>L4 1.5L 1497cc i-VTEC (Mex.)</b>				
L4 2.4L 2354cc	K24Z7		N/S	N/S			308034		N/A
<b>CR-Z HYBRID</b>					<b>CIVIC</b>				
L4 1.5L 1497cc 91 CID Electric/Gas	LEA1		N/S	N/S	L4 1.8L 1799cc	R18A1		N/S	N/S
<b>FIT</b>					<b>L4 1.8L 1799cc CNG</b>				
L4 1.5L 1497cc	L15A7		N/S	N/S	L4 2.0L 1998cc	K20Z3		N/S	N/S
<b>INSIGHT</b>					<b>CIVIC HYBRID</b>				
L4 1.3L 1339cc Electric/Gas	LDA3		N/S	N/S	L4 1.3L 1339cc Electric/Gas	LDA2		N/S	N/S
<b>ODYSSEY</b>					<b>CR-V</b>				
V6 3.5L 3471cc	J35Z8		N/S	N/S	L4 2.4L 2354cc	K24Z6		N/S	N/S
<b>PILOT</b>					<b>ELEMENT</b>				
V6 3.5L 3471cc	J35Z4		N/S	N/S	L4 2.4L 2354cc	K24A8		N/S	N/S
<b>RIDGELINE</b>					<b>FIT</b>				
V6 3.5L 3471cc	J35Z5		N/S	N/S	L4 1.5L 1497cc	L15A7		N/S	N/S
<b>2011</b>					<b>2009</b>				
<b>ACCORD</b>					<b>INSIGHT</b>				
L4 2.4L 2354cc	K24Z2		N/S	N/S	L4 1.3L 1339cc Electric/Gas	LDA3		N/S	N/S
	K24Z3		N/S	N/S	<b>ODYSSEY</b>				
V6 3.5L 3471cc	J35Z2		N/S	N/S	V6 3.5L 3471cc	J35A6		N/S	N/S
	J35Z3		N/S	N/S		J35A7		N/S	N/S
<b>ACCORD CROSSTOUR</b>					<b>PILOT</b>				
V6 3.5L 3471cc	J35Z2		N/S	N/S	V6 3.5L 3471cc	J35Z4		N/S	N/S
<b>CITY</b>					<b>RIDGELINE</b>				
L4 1.5L 1497cc i-VTEC (Mex.)		308034		N/A	V6 3.5L 3471cc	J35Z5		N/S	N/S
<b>CIVIC</b>					<b>2009</b>				
L4 1.8L 1799cc	R18A1		N/S	N/S	<b>ACCORD</b>				
L4 1.8L 1799cc CNG	R18A4		N/S	N/S	L4 2.4L 2354cc	K24Z2		N/S	N/S
L4 2.0L 1998cc	K20Z3		N/S	N/S		K24Z3		N/S	N/S
<b>CIVIC HYBRID</b>					<b>V6 3.5L 3471cc</b>				
L4 1.3L 1339cc Electric/Gas	LDA2		N/S	N/S		J35Z2		N/S	N/S
			N/S	N/S		J35Z3		N/S	N/S

See pages 13-16 for footnotes.

*Italicized Part Numbers May Not Be Available.*  
 Las piezas con números en *italicas* pueden no estar disponibles.  
 Les numéros de pièce en *italiques* peuvent ne pas être disponibles.

Pass Car Light Truck Fuel Filter s



HONDA 2009-2006

Pass Car Light Truck Fuel Filter Section

Year/Año/Année Model/Modelo/Modèle Engine/Motor/Moteur	Eng. Code Código de motor Code moteur	VIN NIV NIV	 GOLD Fuel Combustible Carburant	 ProSelect Fuel Combustible Carburant	Year/Año/Année Model/Modelo/Modèle Engine/Motor/Moteur	Eng. Code Código de motor Code moteur	VIN NIV NIV	 GOLD Fuel Combustible Carburant	 ProSelect Fuel Combustible Carburant
<b>HONDA (Cont'd/Suite)</b>					<b>HONDA (Cont'd/Suite)</b>				
<b>2009 (Cont'd/Suite)</b>					<b>2007</b>				
<b>CIVIC</b>					<b>ACCORD</b>				
L4 1.8L 1799cc	R18A1		N/S	N/S	L4 2.4L 2354cc	K24A8		N/S	N/S
L4 1.8L 1799cc CNG	R18A4		N/S	N/S	V6 3.0L 2997cc	J30A5		N/S	N/S
L4 2.0L 1998cc	K20Z3		N/S	N/S	<b>ACCORD HYBRID</b>				
<b>CIVIC HYBRID</b>					V6 3.0L 2997cc Electric/Gas				
L4 1.3L 1339cc Electric/Gas	LDA2		N/S	N/S	<b>CIVIC</b>				
<b>CR-V</b>					L4 1.8L 1799cc				
L4 2.4L 2354cc	K24Z1		N/S	N/S	L4 1.8L 1799cc CNG	R18A4		N/S	N/S
<b>ELEMENT</b>					L4 2.0L 1958cc				
L4 2.4L 2354cc	K24A8		N/S	N/S	<b>CIVIC HYBRID</b>				
<b>FIT</b>					L4 1.3L 1339cc Electric/Gas				
L4 1.5L 1497cc	L15A7		N/S	N/S	LDA2		N/S	N/S	
<b>ODYSSEY</b>					<b>CR-V</b>				
V6 3.5L 3471cc	J35A6		N/S	N/S	L4 2.4L 2354cc	K24Z1		N/S	N/S
	J35A7		N/S	N/S	<b>ELEMENT</b>				
<b>PILOT</b>					L4 2.4L 2354cc				
V6 3.5L 3471cc	J35Z4		N/S	N/S	L4 1.5L 1497cc	L15A1		N/S	N/S
<b>RIDGELINE</b>					<b>ODYSSEY</b>				
V6 3.5L 3471cc	J35Z5		N/S	N/S	V6 3.5L 3471cc	J35A6		N/S	N/S
<b>S2000</b>					J35A7				
L4 2.2L 2157cc			N/S	N/S	<b>PILOT</b>				
<b>S2000 CR</b>					V6 3.5L 3471cc				
L4 2.2L 2157cc			N/S	N/S	J35A9		N/S	N/S	
<b>2008</b>					J35Z1				
<b>ACCORD</b>					<b>RIDGELINE</b>				
L4 2.4L 2354cc	K24Z2		N/S	N/S	V6 3.5L 3471cc	J35A9		N/S	N/S
	K24Z3		N/S	N/S	<b>S2000</b>				
V6 3.5L 3471cc	J35Z2		N/S	N/S	L4 2.2L 2157cc			N/S	N/S
	J35Z3		N/S	N/S	<b>2006</b>				
<b>CIVIC</b>					<b>ACCORD</b>				
L4 1.8L 1799cc	R18A1		N/S	N/S	L4 2.4L 2354cc	K24A8		N/S	N/S
L4 1.8L 1799cc CNG	R18A4		N/S	N/S	V6 3.0L 2997cc	J30A5		N/S	N/S
L4 2.0L 1998cc	K20Z3		N/S	N/S	<b>ACCORD HYBRID</b>				
<b>CIVIC HYBRID</b>					V6 3.0L 2997cc Electric/Gas				
L4 1.3L 1339cc Electric/Gas	LDA2		N/S	N/S	<b>CIVIC</b>				
<b>CR-V</b>					L4 1.8L 1799cc				
L4 2.4L 2354cc	K24Z1		N/S	N/S	L4 1.8L 1799cc CNG	R18A4		N/S	N/S
<b>ELEMENT</b>					L4 2.0L 1998cc				
L4 2.4L 2354cc	K24A8		N/S	N/S	<b>CIVIC HYBRID</b>				
<b>FIT</b>					L4 1.3L 1339cc Electric/Gas				
L4 1.5L 1497cc	L15A1		N/S	N/S	LDA2		N/S	N/S	
<b>ODYSSEY</b>					<b>CR-V</b>				
V6 3.5L 3471cc	J35A6		N/S	N/S	L4 2.4L 2354cc	K24A1		N/S	N/S
	J35A7		N/S	N/S	<b>ELEMENT</b>				
<b>PILOT</b>					L4 2.4L 2354cc				
V6 3.5L 3471cc	J35A9		N/S	N/S	J35A4		N/S	N/S	
	J35Z1		N/S	N/S	<b>INSIGHT</b>				
<b>RIDGELINE</b>					L3 1.0L 995cc Electric/Gas				
V6 3.5L 3471cc	J35A9		N/S	N/S	ECA1		N/S	N/S	
<b>S2000</b>					<b>ODYSSEY</b>				
L4 2.2L 2157cc			N/S	N/S	V6 3.5L 3471cc	J35A6		N/S	N/S
<b>S2000 CR</b>					J35A7				
L4 2.2L 2157cc			N/S	N/S	V6 3.5L 3471cc	J35A9		N/S	N/S
			N/S	N/S	J35Z1		N/S	N/S	
<b>2006</b>					<b>RIDGELINE</b>				
<b>ACCORD</b>					V6 3.5L 3471cc				
L4 2.4L 2354cc	K24A8		N/S	N/S	J35A9		N/S	N/S	
V6 3.0L 2997cc	J30A5		N/S	N/S	J35Z1		N/S	N/S	
<b>ACCORD HYBRID</b>					<b>PILOT</b>				
V6 3.0L 2997cc Electric/Gas					V6 3.5L 3471cc				
<b>CIVIC</b>					<b>RIDGELINE</b>				
L4 1.8L 1799cc	R18A1		N/S	N/S	V6 3.5L 3471cc	J35A9		N/S	N/S
L4 1.8L 1799cc CNG	R18A4		N/S	N/S				N/S	N/S
L4 2.0L 1998cc	K20Z3		N/S	N/S				N/S	N/S

See pages 13-16 for footnotes.

Italicized Part Numbers May Not Be Available.  
Las piezas con números en *italicas* pueden no estar disponibles.  
Les numéros de pièce en *italiques* peuvent ne pas être disponibles.





Pass Car Light Truck Fuel Filter Section

HONDA 2006-2001

Year/Año/Année Model/Modelo/Modèle Engine/Motor/Moteur	Eng. Code Código de motor Code moteur	VIN NIV NIV	GOLD Fuel Combustible Carburant	ProSelect Fuel Combustible Carburant	Year/Año/Année Model/Modelo/Modèle Engine/Motor/Moteur	Eng. Code Código de motor Code moteur	VIN NIV NIV	GOLD Fuel Combustible Carburant	ProSelect Fuel Combustible Carburant
<b>HONDA (Cont'd/Suite)</b>					<b>HONDA (Cont'd/Suite)</b>				
<b>2006 (Cont'd/Suite)</b>					<b>2003 (Cont'd/Suite)</b>				
<b>S2000</b>					<b>CIVIC (Cont'd/Suite)</b>				
L4 2.2L 2157cc			N/S	N/S	L4 2.0L 1998cc 122 CID			N/S	N/S
<b>2005</b>					<b>CIVIC HYBRID</b>				
<b>ACCORD</b>					L4 1.3L 1339cc Electric/Gas LDA1 N/S N/S				
L4 2.4L 2354cc	K24A4		N/S	N/S	<b>CR-V</b>				
V6 3.0L 2997cc	J30A4		N/S	N/S	L4 2.4L 2354cc K24A1 N/S N/S				
<b>ACCORD HYBRID</b>					<b>ELEMENT</b>				
V6 3.0L 2997cc Electric/Gas	JNA1		N/S	N/S	L4 2.4L 2354cc K24A4 N/S N/S				
<b>CIVIC</b>					<b>INSIGHT</b>				
L4 1.7L 1700cc			N/S	N/S	L3 1.0L 995cc Electric/Gas ECA1 N/S N/S				
L4 2.0L 1998cc	K20A3		N/S	N/S	<b>ODYSSEY</b>				
<b>CIVIC HYBRID</b>					V6 3.5L 3474cc J35A4 N/S N/S				
L4 1.3L 1339cc Electric/Gas	LDA1		N/S	N/S	<b>PILOT</b>				
<b>CR-V</b>					V6 3.5L 3471cc J35A4 N/S N/S				
L4 2.4L 2354cc	K24A1		N/S	N/S	<b>S2000</b>				
<b>ELEMENT</b>					L4 2.0L 1997cc N/S N/S				
L4 2.4L 2354cc	K24A4		N/S	N/S	<b>2002</b>				
<b>INSIGHT</b>					<b>ACCORD</b>				
L3 1.0L 995cc Electric/Gas	ECA1		N/S	N/S	L4 2.3L 2254cc N/S N/S				
<b>ODYSSEY</b>					V6 3.0L 2997cc J30A1 N/S N/S				
V6 3.5L 3471cc	J35A6		N/S	N/S	<b>CIVIC</b>				
	J35A7		N/S	N/S	L4 1.7L 1700cc N/S N/S				
<b>PILOT</b>					L4 2.0L 1998cc 122 CID N/S N/S				
V6 3.5L 3471cc	J35A6		N/S	N/S	<b>CR-V</b>				
<b>S2000</b>					L4 2.4L 2354cc K24A1 N/S N/S				
L4 2.2L 2157cc			N/S	N/S	<b>INSIGHT</b>				
<b>2004</b>					L3 1.0L 995cc Electric/Gas ECA1 N/S N/S				
<b>ACCORD</b>					<b>ODYSSEY</b>				
L4 2.4L 2354cc	K24A4		N/S	N/S	V6 3.5L 3474cc J35A4 N/S N/S				
V6 3.0L 2997cc	J30A4		N/S	N/S	<b>PASSPORT</b>				
<b>CIVIC</b>					V6 3.2L 3165cc 6VD1 3310 23310				
L4 1.7L 1700cc			N/S	N/S	<b>S2000</b>				
L4 2.0L 1998cc	K20A3		N/S	N/S	L4 2.0L 1997cc N/S N/S				
<b>CIVIC HYBRID</b>					<b>2001</b>				
L4 1.3L 1339cc Electric/Gas	LDA1		N/S	N/S	<b>ACCORD</b>				
<b>CR-V</b>					L4 2.3L 2254cc N/S N/S				
L4 2.4L 2354cc	K24A1		N/S	N/S	V6 3.0L 2997cc J30A1 N/S N/S				
<b>ELEMENT</b>					<b>CIVIC</b>				
L4 2.4L 2354cc	K24A4		N/S	N/S	L4 1.7L 1700cc N/S N/S				
<b>INSIGHT</b>					<b>CR-V</b>				
L3 1.0L 995cc Electric/Gas	ECA1		N/S	N/S	L4 2.0L 1972cc B20Z2 3559 23559				
<b>ODYSSEY</b>					<b>INSIGHT</b>				
V6 3.5L 3474cc	J35A4		N/S	N/S	L3 1.0L 995cc Electric/Gas ECA1 N/S N/S				
<b>PILOT</b>					<b>ODYSSEY</b>				
V6 3.5L 3471cc	J35A4		N/S	N/S	V6 3.5L 3474cc J35A1 N/S N/S				
<b>S2000</b>					<b>PASSPORT</b>				
L4 2.2L 2157cc			N/S	N/S	V6 3.2L 3165cc 6VD1 3310 23310				
<b>2003</b>					<b>PRELUDE</b>				
<b>ACCORD</b>					L4 2.2L 2156cc 3559 23559				
L4 2.4L 2354cc	K24A4		N/S	N/S	<b>S2000</b>				
V6 3.0L 2997cc	J30A4		N/S	N/S	L4 2.0L 1997cc N/S N/S				
<b>CIVIC</b>									
L4 1.7L 1700cc			N/S	N/S					

See pages 13-16 for footnotes.

*Italicized Part Numbers May Not Be Available.*  
 Las piezas con números en *italicas* pueden no estar disponibles.  
 Les numéros de pièce en *italiques* peuvent ne pas être disponibles.

P  
a  
s  
s  
C  
a  
r  
L  
i  
g  
h  
t  
T  
r  
u  
c  
k  
F  
u  
e  
l  
F  
i  
l  
t  
e  
r  
s



Year/Año/Année Model/Modelo/Modèle Engine/Motor/Moteur	Eng. Code Código de motor Code moteur	VIN NIV NIV	GOLD Fuel Combustible Carburant	ProSelect Fuel Combustible Carburant	Year/Año/Année Model/Modelo/Modèle Engine/Motor/Moteur	Eng. Code Código de motor Code moteur	VIN NIV NIV	GOLD Fuel Combustible Carburant	ProSelect Fuel Combustible Carburant
<b>HUMMER</b>					<b>HUMMER (Cont'd/Suite)</b>				
<b>2010</b>					<b>2003</b>				
H2					H1				
V8 6.2L 376 CID Flex	L9H		N/S	N/S	V8 6.5L 395 CID Turbo Diesel		F	3976 <sup>237</sup>	23976 <sup>237</sup>
H3					H2				
L5 3.7L 3654cc 223 CID		E	N/S	N/S	V8 6.0L 5967cc 364 CID		U	3129	23129
H3 ALPHA					<b>2002</b>				
V8 5.3L 325 CID Flex	LH9	P	N/S	N/S	H1				
V8 5.3L 5328cc 325 CID	LH8	P	N/S	N/S	V8 6.5L 395 CID Turbo Diesel		F	3976 <sup>237</sup>	23976 <sup>237</sup>
H3T					<b>2001</b>				
L5 3.7L 3654cc 223 CID		E	N/S	N/S	HUMMER				
H3T ALPHA					V8 6.5L 395 CID Turbo Diesel		Z	3976 <sup>237</sup>	23976 <sup>237</sup>
V8 5.3L 325 CID Flex	LH9	P	N/S	N/S	<b>HYUNDAI</b>				
<b>2009</b>					<b>2023</b>				
H2					ELANTRA				
V8 6.2L 376 CID Flex	L9H	2	N/S	N/S	L4 1.6L 1600CC 98CID Turbo			N/S	N/S
H3					L4 2.0L 1999cc		H	N/S	N/S
L5 3.7L 3654cc 223 CID		E	N/S	N/S	ELANTRA Hybrid				
H3 ALPHA					L4 1.6L 1580CC 96CID Electric/Gas			N/S	N/S
V8 5.3L 5328cc 325 CID	LH8	L	N/S	N/S	ELANTRA N				
H3T					L4 2.0L 1998CC 122CID Turbo		H	N/S	N/S
L5 3.7L 3654cc 223 CID		E	N/S	N/S	Ioniq 5				
H3T ALPHA					Electric Electric			N/S	N/S
V8 5.3L 5328cc 325 CID	LH8	L	N/S	N/S	Kona				
H3X					Electric Electric		E	N/R	N/R
L5 3.7L 3654cc 223 CID		E	N/S	N/S	L4 1.6L Turbo		E	N/S	N/S
<b>2008</b>					L4 2.0L 1999cc		E	N/S	N/S
H2					Kona N				
V8 6.2L 6199cc 378 CID	L92	8	N/S	N/S	L4 2.0L 1998CC 122CID Turbo		H	N/S	N/S
H3					NEXO				
L5 3.7L 3654cc 223 CID		E	N/S	N/S	Electric Electric			N/S	N/S
H3 ALPHA					PALISADE				
V8 5.3L 5328cc 325 CID	LH8	L	N/S	N/S	V6 3.8L 3778cc			N/S	N/S
<b>2007</b>					SANTA CRUZ				
H2					L4 2.5L 2500CC 153CID		E	N/S	N/S
V8 6.0L 5967cc 364 CID		U	N/S	N/S	L4 2.5L 2500CC 153CID Turbo		F	N/S	N/S
H3					SANTA FE				
L5 3.7L 3654cc 223 CID		E	N/S	N/S	L4 2.5L 2500CC 153CID			N/S	N/S
<b>2006</b>					L4 2.5L 2500CC 153CID Turbo			N/S	N/S
H1					SANTA FE HYBRID				
V8 6.6L 400 CID Turbo Diesel		3	3976 <sup>237</sup>	23976 <sup>237</sup>	L4 1.6L 1600CC 98CID Turbo			N/S	N/S
H2					SONATA				
V8 6.0L 5967cc 364 CID		U	N/S	N/S	L4 1.6L 1600CC 98CID Turbo			N/S	N/S
H3					L4 2.5L 2500CC 153CID			N/S	N/S
L5 3.5L 3460cc 211 CID		6	N/S	N/S	SONATA HYBRID				
<b>2005</b>					L4 2.0L 1999cc Electric/Gas			N/S	N/S
H2					TUCSON				
V8 6.0L 5967cc 364 CID		U	3129	23129	L4 1.6L 1591cc 97 CID Turbo			N/S	N/S
<b>2004</b>					L4 2.5L 2500CC 153CID			N/S	N/S
H1					TUCSON Hybrid				
V8 6.5L 395 CID Turbo Diesel		F	3976 <sup>237</sup>	23976 <sup>237</sup>	L4 1.6L 1591cc 97 CID Turbo			N/S	N/S
H2					VENUE				
V8 6.0L 5967cc 364 CID		U	3129	23129	L4 1.6L 1600CC 98CID	GAMMA		N/S	N/S

See pages 13-16 for footnotes.



Pass Car Light Truck Fuel Filter Section

HYUNDAI 2022-2020

Year/Año/Année Model/Modelo/Modèle Engine/Motor/Moteur	Eng. Code Código de motor Code moteur	VIN NIV NIV	GOLD Fuel Combustible Carburant	ProSelect Fuel Combustible Carburant	Year/Año/Année Model/Modelo/Modèle Engine/Motor/Moteur	Eng. Code Código de motor Code moteur	VIN NIV NIV	GOLD Fuel Combustible Carburant	ProSelect Fuel Combustible Carburant
<b>HYUNDAI (Cont'd/Suite)</b>					<b>HYUNDAI (Cont'd/Suite)</b>				
<b>2022</b>					<b>2021 (Cont'd/Suite)</b>				
<b>ACCENT</b>					<b>Kona</b>				
L4 1.6L 1600CC 98CID			N/S	N/S	Electric Electric		E	N/R	N/R
<b>ELANTRA</b>					L4 1.6L Turbo				
L4 1.6L 1600CC 98CID Turbo			N/S	N/S	L4 2.0L 1999cc		E	N/S	N/S
L4 2.0L 1999cc		H	N/S	N/S	<b>NEXO</b>				
<b>ELANTRA Hybrid</b>					Electric Electric				
L4 1.6L 1580CC 96CID Electric/Gas			N/S	N/S	<b>PALISADE</b>				
<b>ELANTRA N</b>					V6 3.8L 3778cc				
L4 2.0L 1998CC 122CID Turbo		H	N/S	N/S	<b>SANTA FE</b>				
<b>IONIQ Hybrid</b>					L4 2.5L 2500CC 153CID				
L4 1.6L 1580CC 96CID Electric/Gas			N/S	N/S	L4 2.5L 2500CC 153CID Turbo			N/S	N/S
<b>Kona</b>					<b>SANTA FE HYBRID</b>				
Electric Electric		E	N/R	N/R	L4 1.6L 1600CC 98CID Turbo			N/S	N/S
L4 1.6L Turbo		E	N/S	N/S	<b>SONATA</b>				
L4 2.0L 1999cc		E	N/S	N/S	L4 1.6L 1600CC 98CID Turbo				
<b>Kona N</b>					L4 2.5L 2500CC 153CID				
L4 2.0L 1998CC 122CID Turbo		H	N/S	N/S	<b>SONATA HYBRID</b>				
<b>NEXO</b>					L4 2.0L 1999cc Electric/Gas				
Electric Electric			N/S	N/S	<b>TUCSON</b>				
<b>PALISADE</b>					L4 2.0L 1999cc				
V6 3.8L 3778cc			N/S	N/S	L4 2.4L 2351cc			N/S	N/S
<b>SANTA CRUZ</b>					<b>VELOSTER</b>				
L4 2.5L 2500CC 153CID		E	N/S	N/S	L4 1.6L 1591cc 97 CID Turbo				
L4 2.5L 2500CC 153CID Turbo		F	N/S	N/S	L4 2L 2000CC 122CID				
<b>SANTA FE</b>					<b>VELOSTER N Performance Package</b>				
L4 2.5L 2500CC 153CID			N/S	N/S	L4 2.0L 1998CC 122CID Turbo	GDI		N/S	N/S
L4 2.5L 2500CC 153CID Turbo			N/S	N/S	<b>VENUE</b>				
<b>SANTA FE HYBRID</b>					L4 1.6L 1600CC 98CID				
L4 1.6L 1600CC 98CID Turbo			N/S	N/S	GAMMA			N/S	N/S
<b>SONATA</b>					<b>2020</b>				
L4 1.6L 1600CC 98CID Turbo			N/S	N/S	<b>ACCENT</b>				
L4 2.5L 2500CC 153CID			N/S	N/S	L4 1.6L 1600CC 98CID				
<b>SONATA HYBRID</b>					<b>ELANTRA</b>				
L4 2.0L 1999cc Electric/Gas			N/S	N/S	L4 1.4L Turbo				
<b>TUCSON</b>					L4 1.6L Turbo				
L4 1.6L 1591cc 97 CID Turbo			N/S	N/S	L4 2.0L 1999cc		H	N/S	N/S
L4 2.5L 2500CC 153CID			N/S	N/S	<b>ELANTRA GT</b>				
<b>TUCSON Hybrid</b>					L4 1.6L Turbo				
L4 1.6L 1591cc 97 CID Turbo			N/S	N/S	L4 2.0L			N/A 9/4/17-on N/A 4/7/17 to 9/3/17	N/A 9/4/17-on N/A 4/7/17 to 9/3/17
<b>VELOSTER N Performance Package</b>					L4 2.0L 1998CC 122CID Turbo				
L4 2.0L 1998CC 122CID Turbo	GDI		N/S	N/S	L4 1.6L 1600CC 98CID				
<b>VENUE</b>					GAMMA				
L4 1.6L 1600CC 98CID	GAMMA		N/S	N/S	L4 1.6L 1600CC 98CID				
<b>2021</b>					<b>ACCENT</b>				
<b>ACCENT</b>					L4 1.6L 1600CC 98CID				
L4 1.6L 1600CC 98CID			N/S	N/S	<b>ELANTRA</b>				
<b>ELANTRA</b>					L4 1.4L Turbo				
L4 1.6L 1600CC 98CID Turbo			N/S	N/S	L4 1.6L Turbo			N/S 9/4/17-on N/A 4/7/17 to 9/3/17	N/S 9/4/17-on N/A 4/7/17 to 9/3/17
L4 2.0L 1999cc		H	N/S	N/S	L4 2.0L 1999cc			N/S	N/S
<b>ELANTRA Hybrid</b>					<b>ELANTRA GT</b>				
L4 1.6L 1580CC 96CID Electric/Gas			N/S	N/S	L4 1.6L Turbo			N/A 9/4/17-on N/A 4/7/17 to 9/3/17	N/A 9/4/17-on N/A 4/7/17 to 9/3/17
<b>IONIQ Hybrid</b>					L4 2.0L				
L4 1.6L 1580CC 96CID Electric/Gas			N/S	N/S	L4 1.6L Turbo				
<b>IONIQ Hybrid</b>					L4 1.6L 1580CC 96CID Electric/Gas				
L4 1.6L 1580CC 96CID Electric/Gas			N/S	N/S	<b>Kona</b>				
<b>IONIQ Hybrid</b>					Electric Electric				
L4 1.6L 1580CC 96CID Electric/Gas			N/S	N/S	L4 1.6L Turbo		E	N/R	N/R
<b>IONIQ Hybrid</b>					L4 2.0L 1999cc				
L4 1.6L 1580CC 96CID Electric/Gas			N/S	N/S	L4 2.0L 1999cc		E	N/S	N/S
<b>IONIQ Hybrid</b>					<b>NEXO</b>				
L4 1.6L 1580CC 96CID Electric/Gas			N/S	N/S	Electric Electric				
<b>IONIQ Hybrid</b>					L4 1.6L 1580CC 96CID Electric/Gas				
L4 1.6L 1580CC 96CID Electric/Gas			N/S	N/S	L4 1.6L 1580CC 96CID Electric/Gas				

Pass Car Light Truck Fuel Filters

See pages 13-16 for footnotes.

*Italicized Part Numbers May Not Be Available.*  
 Las piezas con números en *italicas* pueden no estar disponibles.  
 Les numéros de pièce en *italiques* peuvent ne pas être disponibles.



Year/Año/Année Model/Modelo/Modèle Engine/Motor/Moteur	Eng. Code Código de motor Code moteur	VIN NIV NIV	GOLD Fuel Combustible Carburant	ProSelect Fuel Combustible Carburant	Year/Año/Année Model/Modelo/Modèle Engine/Motor/Moteur	Eng. Code Código de motor Code moteur	VIN NIV NIV	GOLD Fuel Combustible Carburant	ProSelect Fuel Combustible Carburant
<b>HYUNDAI (Cont'd/Suite)</b>					<b>HYUNDAI (Cont'd/Suite)</b>				
<b>2020 (Cont'd/Suite)</b>					<b>2019 (Cont'd/Suite)</b>				
<b>PALISADE</b>					<b>SONATA</b>				
V6 3.8L 3778cc			N/S	N/S	L4 1.6L 1591cc 97 CID Turbo			N/S	N/S
<b>SANTA FE SPORT</b>					L4 2.0L 1998cc 122 CID Turbo				
L4 2.0L 1998cc 122 CID Turbo		A	N/S	N/S	L4 2.4L 2359cc				
L4 2.4L 2359cc		B	N/S	N/S	<b>SONATA HYBRID</b>				
<b>SANTA FE XL</b>					L4 2.0L 1999cc Electric/Gas				
V6 3.3L 3342cc		F	N/S	N/S	<b>TUCSON</b>				
<b>SONATA</b>					L4 2.0L 1999cc				
L4 1.6L 1600CC 98CID Turbo			N/S	N/S	L4 2.4L 2351cc				
L4 2.5L 2500CC 153CID			N/S	N/S	<b>VELOSTER</b>				
<b>SONATA HYBRID</b>					L4 1.6L 1591cc 97 CID Turbo				
L4 2.0L 1999cc Electric/Gas			N/S	N/S	L4 2L 2000CC 122CID				
<b>TUCSON</b>					<b>VELOSTER N Performance Package</b>				
L4 2.0L 1999cc			N/S	N/S	L4 2.0L 1998CC 122CID Turbo				
L4 2.4L 2351cc			N/S	N/S		GDI		N/S	N/S
<b>VELOSTER</b>					<b>2018</b>				
L4 1.6L 1591cc 97 CID Turbo			N/S	N/S	<b>ACCENT</b>				
L4 2L 2000CC 122CID			N/S	N/S	L4 1.6L 1591cc 97 CID				
<b>VELOSTER N Performance Package</b>					<b>CRETA</b>				
L4 2.0L 1998CC 122CID Turbo		GDI	N/S	N/S	L4 1.6L 1591cc 97 CID (Mex.)				
<b>VENUE</b>					<b>ELANTRA</b>				
L4 1.6L 1600CC 98CID		GAMMA	N/S	N/S	L4 1.4L Turbo				
<b>2019</b>					L4 1.6L Turbo				
<b>ACCENT</b>					L4 2.0L 1999cc				
L4 1.6L 1600CC 98CID			N/S	N/S	<b>ELANTRA GT</b>				
<b>CRETA</b>					L4 1.6L Turbo				
L4 1.6L 1591cc 97 CID (Mex.)			N/R	N/R	L4 2.0L				
<b>ELANTRA</b>					<b>H200</b>				
L4 1.4L Turbo			N/S 9/4/17-on N/S 4/7/17 to 9/3/17	N/S 9/4/17-on N/S 4/7/17 to 9/3/17	L4 2.5L 2497cc Diesel Turbo (Mex.)				
L4 1.6L Turbo			N/S 9/4/17-on N/S 4/7/17 to 9/3/17	N/S 9/4/17-on N/S 4/7/17 to 9/3/17	L4 1.6L 1580CC 96CID Electric/Gas				
L4 2.0L 1999cc		H	N/S	N/S	<b>Kona</b>				
<b>ELANTRA GT</b>					L4 1.6L Turbo				
L4 1.6L Turbo			N/A 9/4/17-on N/A 4/7/17 to 9/3/17	N/A 9/4/17-on N/A 4/7/17 to 9/3/17	L4 2.0L 1999cc				
L4 2.0L			N/A 9/4/17-on N/A 4/7/17 to 9/3/17	N/A 9/4/17-on N/A 4/7/17 to 9/3/17	<b>SANTA FE</b>				
<b>IONIQ Hybrid</b>					V6 3.3L 3342cc				
L4 1.6L 1580CC 96CID Electric/Gas			N/S	N/S	<b>SANTA FE SPORT</b>				
<b>Kona</b>					L4 2.0L 1998cc 122 CID Turbo				
Electric Electric		E	N/R	N/R	L4 2.4L 2359cc				
L4 1.6L Turbo		E	N/S	N/S	<b>SONATA</b>				
L4 2.0L 1999cc		E	N/S	N/S	L4 1.6L 1591cc 97 CID Turbo				
<b>SANTA FE SPORT</b>					L4 2.0L 1998cc 122 CID Turbo				
L4 2.0L 1998cc 122 CID Turbo		A	N/S	N/S	L4 2.4L 2359cc				
L4 2.4L 2359cc		B	N/S	N/S	<b>SONATA HYBRID</b>				
<b>SANTA FE XL</b>					L4 2.0L 1999cc Electric/Gas				
V6 3.3L 3342cc		F	N/S	N/S					

See pages 13-16 for footnotes.



Pass Car Light Truck Fuel Filter Section

HYUNDAI 2018-2015

Year/Año/Année Model/Modelo/Modèle Engine/Motor/Moteur	Eng. Code Código de motor Code moteur	VIN NIV NIV	GOLD Fuel Combustible Carburant	ProSelect Fuel Combustible Carburant	Year/Año/Année Model/Modelo/Modèle Engine/Motor/Moteur	Eng. Code Código de motor Code moteur	VIN NIV NIV	GOLD Fuel Combustible Carburant	ProSelect Fuel Combustible Carburant
<b>HYUNDAI (Cont'd/Suite)</b>					<b>HYUNDAI (Cont'd/Suite)</b>				
<b>2018 (Cont'd/Suite)</b>					<b>2016 (Cont'd/Suite)</b>				
<b>TUCSON</b>					<b>GENESIS</b>				
L4 1.6L 1591cc 97 CID Turbo			N/S	N/S	V6 3.8L 3778cc </>			N/S	N/S
L4 2.0L 1999cc			N/S	N/S	V8 5.0L 5038cc </>			N/S	N/S
<b>TUCSON Sport</b>					<b>GENESIS COUPE</b>				
L4 2.4L 2351cc			N/S	N/S	V6 3.8L 3778cc		J	N/S	N/S
<b>2017</b>					<b>GRAND i10</b>				
<b>ACCENT</b>					L4 1.2iL 1248cc (Mex.)				
L4 1.6L 1591cc 97 CID		E	N/S	N/S					
<b>AZERA</b>					L4 2.5L 2497cc Diesel Turbo (Mex.)				
V6 3.3L 3342cc		G	N/S	N/S				3128	N/A
<b>CRETA</b>					<b>SANTA FE</b>				
L4 1.6L 1591cc 97 CID (Mex.)			N/S	N/S	L4 2.0L 1998cc 122 CID Turbo		A	N/S	N/S
<b>ELANTRA</b>					L4 2.4L 2359cc				
L4 1.4L Turbo			N/S	N/S	V6 3.3L 3342cc		F	N/S	N/S
L4 1.6L Turbo			N/S	N/S	<b>SONATA</b>				
L4 2.0L 1999cc		H	N/S	N/S	L4 1.6L 1591cc 97 CID Turbo			N/S	N/S
<b>ELANTRA GT</b>					L4 2.0L 1998cc 122 CID Turbo				
L4 2.0L 1999cc		H	N/S	N/S	L4 2.4L 2359cc			N/S	N/S
<b>GRAND i10</b>					<b>SONATA HYBRID</b>				
L4 1.2iL 1248cc (Mex.)			N/S	N/S	L4 2.0L 1999cc Electric/Gas			N/S	N/S
<b>H200</b>					<b>TUCSON</b>				
L4 2.5L 2497cc Diesel Turbo (Mex.)			3128	N/A	134HP Electric Hydrogen Fuel Cell Hydrogen				
<b>IONIQ Hybrid</b>					L4 1.6L 1591cc 97 CID Turbo				
L4 1.6L 1580CC 96CID Electric/Gas			N/S	N/S	L4 2.0L 1999cc			N/S	N/S
<b>SANTA FE</b>					<b>VELOSTER</b>				
V6 3.3L 3342cc		F	N/S	N/S	L4 1.6L 1591cc 97 CID			N/S	N/S
<b>SANTA FE SPORT</b>					L4 1.6L 1591cc 97 CID Turbo				
L4 2.0L 1998cc 122 CID Turbo		A	N/S	N/S	<b>2015</b>				
L4 2.4L 2359cc		B	N/S	N/S	<b>ACCENT</b>				
<b>SONATA</b>					L4 1.6L 1591cc 97 CID				
L4 1.6L 1591cc 97 CID Turbo			N/S	N/S			E	N/S	N/S
L4 2.0L 1998cc 122 CID Turbo			N/S	N/S	<b>AZERA</b>				
L4 2.4L 2359cc			N/S	N/S	V6 3.3L 3342cc		G	N/S	N/S
<b>SONATA HYBRID</b>					<b>ELANTRA</b>				
L4 2.0L 1999cc Electric/Gas			N/S	N/S	L4 1.8L 1797cc		E	N/S	N/S
L4 2.4L 2359cc Electric/Gas		1	N/S	N/S	L4 2.0L 1999cc		H	N/S	N/S
<b>TUCSON</b>					<b>EQUUS</b>				
L4 1.6L 1591cc 97 CID Turbo			N/S	N/S	V8 5.0L 5038cc				
L4 2.0L 1999cc			N/S	N/S	<b>GENESIS</b>				
<b>VELOSTER</b>					V6 3.8L 3778cc				
L4 1.6L 1591cc 97 CID			N/S	N/S	V8 5.0L 5038cc			N/S Primary	N/S Primary
L4 1.6L 1591cc 97 CID Turbo			N/S	N/S	<b>GENESIS COUPE</b>				
<b>2016</b>					V6 3.8L 3778cc				
<b>ACCENT</b>					L4 1.2iL 1248cc (Mex.)				
L4 1.6L 1591cc 97 CID		E	N/S	N/S			J	N/S	N/S
<b>AZERA</b>					<b>GRAND i10</b>				
V6 3.3L 3342cc		G	N/S	N/S	L4 1.2iL 1248cc (Mex.)			N/R	N/R
<b>ELANTRA</b>					<b>i10</b>				
L4 1.8L 1797cc			N/S	N/S	L4 1.1iL 1086cc (Mex.)		G4HD	N/R	N/R
L4 2.0L 1999cc		H	N/S	N/S	<b>ix35</b>				
<b>ELANTRA GT</b>					L4 2.0L 1998cc 122 CID Turbo (Mex.)				
L4 2.0L 1999cc		H	N/S	N/S		G4KF	D	N/S	N/S
<b>EQUUS</b>					<b>SANTA FE</b>				
V8 5.0L 5038cc </>			N/S	N/S	L4 2.0L 1998cc 122 CID Turbo		A	N/S	N/S
<b>2015</b>					L4 2.4L 2359cc				
<b>ACCENT</b>					V6 3.3L 3342cc				
L4 1.6L 1591cc 97 CID			N/S	N/S	<b>SONATA</b>				
<b>AZERA</b>					L4 2.0L 1998cc 122 CID Turbo				
V6 3.3L 3342cc		G	N/S	N/S			F	N/S	N/S
<b>ELANTRA</b>					<b>SONATA</b>				
L4 1.8L 1797cc		E	N/S	N/S	L4 2.0L 1998cc 122 CID Turbo				
L4 2.0L 1999cc		H	N/S	N/S				N/S	N/S
<b>ELANTRA GT</b>					<b>SONATA</b>				
L4 2.0L 1999cc		H	N/S	N/S	L4 2.0L 1998cc 122 CID Turbo				
<b>EQUUS</b>					L4 2.0L 1999cc				
V8 5.0L 5038cc </>			N/S	N/S				N/S	N/S

Pass Car Light Truck Fuel Filters

See pages 13-16 for footnotes.

*Italicized Part Numbers May Not Be Available.*  
 Las piezas con números en *italicas* pueden no estar disponibles.  
 Les numéros de pièce en *italiques* peuvent ne pas être disponibles.



Year/Año/Année Model/Modelo/Modèle Engine/Motor/Moteur	Eng. Code Código de motor Code moteur	VIN NIV NIV	GOLD Fuel Combustible Carburant	ProSelect Fuel Combustible Carburant	Year/Año/Année Model/Modelo/Modèle Engine/Motor/Moteur	Eng. Code Código de motor Code moteur	VIN NIV NIV	GOLD Fuel Combustible Carburant	ProSelect Fuel Combustible Carburant
<b>HYUNDAI (Cont'd/Suite)</b>					<b>HYUNDAI (Cont'd/Suite)</b>				
<b>2015 (Cont'd/Suite)</b>					<b>2013 (Cont'd/Suite)</b>				
<b>SONATA (Cont'd/Suite)</b>					<b>AZERA</b>				
L4 2.4L 2359cc			N/S	N/S	V6 3.3L 3342cc		G	N/S	N/S
<b>SONATA ECO</b>					<b>ELANTRA</b>				
L4 1.6L 1591cc 97 CID Turbo			N/S	N/S	L4 1.8L 1797cc		E	N/S	N/S
<b>SONATA HYBRID</b>					<b>EQUUS</b>				
L4 2.4L 2359cc Electric/Gas		4	N/S	N/S	V8 5.0L 5038cc		H	N/S	N/S
<b>TUCSON</b>					<b>GENESIS</b>				
L4 2.0L 1999cc		B	N/S	N/S	V6 3.8L 3778cc		D	N/S	N/S
L4 2.4L 2359cc		G	N/S	N/S	V8 4.6L 4627cc		F	N/S	N/S
<b>VELOSTER</b>					<b>GENESIS COUPE</b>				
L4 1.6L 1591cc 97 CID		D	N/S	N/S	L4 2.0L 1998cc 122 CID Turbo		D	N/S	N/S
L4 1.6L 1591cc 97 CID Turbo		E	N/S	N/S	V6 3.8L 3778cc		J	N/S	N/S
<b>2014</b>					<b>i10</b>				
<b>ACCENT</b>					L4 1.1i L 1086cc (Mex.) G4HD N/R N/R				
L4 1.6L 1591cc 97 CID		E	N/S	N/S	L4 1.2i L 1248cc (Mex.)			N/R	N/R
<b>AZERA</b>					<b>SANTA FE</b>				
V6 3.3L 3342cc		G	N/S	N/S	L4 2.0L 1998cc 122 CID Turbo		A	N/S	N/S
<b>ELANTRA</b>					L4 2.4L 2359cc B N/S N/S				
L4 1.8L 1797cc		E	N/S	N/S	V6 3.3L 3342cc		F	N/S	N/S
L4 2.0L 1999cc		H	N/S	N/S	<b>SONATA</b>				
<b>ELANTRA COUPE</b>					L4 2.0L 1998cc 122 CID Turbo B N/S N/S				
L4 2.0L 1999cc		H	N/S	N/S	L4 2.4L 2359cc		C	N/S	N/S
<b>ELANTRA GT</b>					<b>SONATA HYBRID</b>				
L4 2.0L 1999cc		H	N/S	N/S	L4 2.4L 2359cc Electric/Gas	G4KK	4	N/S	N/S
<b>EQUUS</b>					<b>TUCSON</b>				
V8 5.0L 5038cc		H	N/S	N/S	L4 2.0L 1975cc		B	N/S	N/S
<b>GENESIS</b>					L4 2.4L 2359cc C N/S N/S				
V6 3.8L 3778cc		D	N/S	N/S	<b>VELOSTER</b>				
V8 5.0L 5038cc		H	N/S	N/S	L4 1.6L 1591cc 97 CID		D	N/S	N/S
<b>GENESIS COUPE</b>					L4 1.6L 1591cc 97 CID Turbo E N/S N/S				
L4 2.0L 1998cc 122 CID Turbo		D	N/S	N/S	<b>2012</b>				
V6 3.8L 3778cc		J	N/S	N/S	<b>ACCENT</b>				
<b>i10</b>					L4 1.6L 1600cc E N/S N/S				
L4 1.1i L 1086cc (Mex.)	G4HD		N/R	N/R	<b>AZERA</b>				
L4 1.2i L 1248cc (Mex.)			N/R	N/R	V6 3.3L 3342cc		G	N/S	N/S
<b>SANTA FE</b>					<b>ELANTRA</b>				
L4 2.0L 1998cc 122 CID Turbo		A	N/S	N/S	L4 1.8L 1797cc		E	N/S	N/S
L4 2.4L 2359cc		B	N/S	N/S	<b>ELANTRA TOURING</b>				
V6 3.3L 3342cc		F	N/S	N/S	L4 2.0L 1975cc		E	N/S	N/S
<b>SONATA</b>					<b>EQUUS</b>				
L4 2.0L 1998cc 122 CID Turbo		B	N/S	N/S	V8 5.0L 5038cc		H	N/S	N/S
L4 2.4L 2359cc		C	N/S	N/S	<b>GENESIS</b>				
<b>SONATA HYBRID</b>					V6 3.8L 3778cc D N/S N/S				
L4 2.4L 2359cc Electric/Gas		4	N/S	N/S	V8 4.6L 4627cc		F	N/S	N/S
<b>TUCSON</b>					V8 5.0L 5038cc H N/S N/S				
L4 2.0L 1999cc		B	N/S	N/S	<b>GENESIS COUPE</b>				
L4 2.4L 2359cc		G	N/S	N/S	L4 2.0L 1998cc 122 CID Turbo		D	N/S	N/S
<b>VELOSTER</b>					V6 3.8L 3778cc H N/S N/S				
L4 1.6L 1591cc 97 CID		D	N/S	N/S	<b>i10</b>				
L4 1.6L 1591cc 97 CID Turbo		E	N/S	N/S	L4 1.1i L 1086cc (Mex.)	G4HD		N/R	N/R
<b>2013</b>					<b>SANTA FE</b>				
<b>ACCENT</b>					L4 2.4L 2359cc B N/S N/S				
L4 1.6L 1591cc 97 CID		E	N/S	N/S	V6 3.5L 3500cc		G	N/S	N/S

See pages 13-16 for footnotes.



Pass Car Light Truck Fuel Filter Section

HYUNDAI 2012-2009

Year/Año/Année Model/Modelo/Modèle Engine/Motor/Moteur	Eng. Code Código de motor Code moteur	VIN NIV NIV	GOLD Fuel Combustible Carburant	ProSelect Fuel Combustible Carburant	Year/Año/Année Model/Modelo/Modèle Engine/Motor/Moteur	Eng. Code Código de motor Code moteur	VIN NIV NIV	GOLD Fuel Combustible Carburant	ProSelect Fuel Combustible Carburant
<b>HYUNDAI (Cont'd/Suite)</b>					<b>HYUNDAI (Cont'd/Suite)</b>				
<b>2012 (Cont'd/Suite)</b>					<b>2010 (Cont'd/Suite)</b>				
<b>SONATA</b>					<b>ELANTRA TOURING</b>				
L4 2.0L 1998cc 122 CID Turbo		B	N/S	N/S	L4 2.0L 1975cc		E	N/S	N/S
L4 2.4L 2359cc		C	N/S	N/S	<b>ENTOURAGE</b>				
<b>SONATA HYBRID</b>					V6 3.8L 3778cc				
L4 2.4L 2359cc Electric/Gas		4	N/S	N/S	<b>GENESIS</b>				
<b>TUCSON</b>					V6 3.8L 3778cc				
L4 2.0L 1975cc		B	N/S	N/S	V8 4.6L 4627cc		E	N/S	N/S
L4 2.4L 2359cc		C	N/S	N/S	<b>GENESIS COUPE</b>				
<b>VELOSTER</b>					L4 2.0L 1998cc 122 CID Turbo				
L4 1.6L 1600cc		D	N/S	N/S	V6 3.8L 3778cc		D	N/S	N/S
<b>VERACRUZ</b>					V6 3.8L 3778cc				
V6 3.8L 3778cc		C	N/S	N/S	<b>i10</b>				
<b>2011</b>					L4 1.1iL 1086cc (Mex.)				
<b>ACCENT</b>					L4 1.2iL 1248cc (Mex.)				
L4 1.6L 1600cc		C	N/S	N/S	G4HD			N/R	N/R
<b>AZERA</b>					G4LA				
V6 3.3L 3342cc		D	N/S	N/S	<b>SANTA FE</b>				
V6 3.8L 3778cc		F	N/S	N/S	L4 2.4L 2359cc		B	N/S	N/S
<b>ELANTRA</b>					V6 3.5L 3500cc				
L4 1.8L 1797cc		E	N/S	N/S	<b>SONATA</b>				
<b>ELANTRA TOURING</b>					L4 2.4L 2359cc				
L4 2.0L 1975cc		E	N/S	N/S	V6 3.3L 3342cc		C	N/S	N/S
<b>EQUUS</b>					<b>TUCSON</b>				
V8 4.6L 4627cc		F	N/S	N/S	L4 2.0L Diesel (Mex.)		S,8	3249	N/A
<b>GENESIS</b>					L4 2.4L 2359cc				
V6 3.8L 3778cc		E	N/S	N/S	<b>VERACRUZ</b>				
V8 4.6L 4627cc		F	N/S	N/S	V6 3.8L 3778cc		C	N/S	N/S
<b>GENESIS COUPE</b>					<b>2009</b>				
L4 2.0L 1998cc 122 CID Turbo		D	N/S	N/S	<b>ACCENT</b>				
V6 3.8L 3778cc		H	N/S	N/S	L4 1.6L 1600cc				
<b>i10</b>					L4 1.6L 1600cc				
L4 1.1iL 1086cc (Mex.)	G4HD		N/R	N/R	<b>AZERA</b>				
<b>SANTA FE</b>					V6 3.3L 3342cc				
L4 2.4L 2359cc		B	N/S	N/S	V6 3.8L 3778cc		D	N/S	N/S
V6 3.5L 3500cc		G	N/S	N/S	<b>ELANTRA</b>				
<b>SONATA</b>					L4 2.0L 1975cc				
L4 2.0L 1998cc 122 CID Turbo		B	N/S	N/S	<b>ELANTRA TOURING</b>				
L4 2.4L 2359cc		C	N/S	N/S	L4 2.0L 1975cc				
<b>SONATA HYBRID</b>					<b>ENTOURAGE</b>				
L4 2.4L 2359cc Electric/Gas		4	N/S	N/S	V6 3.8L 3778cc				
<b>TUCSON</b>					<b>GENESIS</b>				
L4 2.0L 1975cc		B	N/S	N/S	V6 3.8L 3778cc				
L4 2.4L 2359cc		C	N/S	N/S	V8 4.6L 4627cc		E	N/S	N/S
<b>VERACRUZ</b>					<b>i10</b>				
V6 3.8L 3778cc		C	N/S	N/S	L4 1.1iL 1086cc (Mex.)				
<b>2010</b>					L4 1.2iL 1248cc (Mex.)				
<b>ACCENT</b>					G4HD				
L4 1.6L 1600cc		C	N/S	N/S	<b>SANTA FE</b>				
<b>AZERA</b>					V6 2.7L 2700cc				
V6 3.3L 3342cc		D	N/S	N/S	V6 3.3L 3342cc		D	N/S	N/S
V6 3.8L 3778cc		F	N/S	N/S	<b>SONATA</b>				
<b>ELANTRA</b>					L4 2.4L 2359cc				
L4 2.0L 1975cc		D	N/S	N/S	V6 3.3L 3342cc		C	N/S	N/S
<b>2010</b>					<b>TUCSON</b>				
<b>ACCENT</b>					L4 2.0L Diesel (Mex.)				
L4 1.6L 1600cc		C	N/S	N/S	L4 2.0L 1975cc		S,8	3249	N/A
<b>AZERA</b>					V6 2.7L 2700cc				
V6 3.3L 3342cc		D	N/S	N/S	<b>VERACRUZ</b>				
V6 3.8L 3778cc		F	N/S	N/S	V6 3.8L 3778cc				
<b>ELANTRA</b>					V6 3.8L 3778cc				
L4 2.0L 1975cc		D	N/S	N/S			C	N/S	N/S

See pages 13-16 for footnotes.

*Italicized Part Numbers May Not Be Available.*  
 Las piezas con números en *italicas* pueden no estar disponibles.  
 Les numéros de pièce en *italiques* peuvent ne pas être disponibles.

Pass Car Light Truck Fuel Filters





Year/Año/Année Model/Modelo/Modèle Engine/Motor/Moteur	Eng. Code Código de motor Code moteur	VIN NIV NIV	GOLD Fuel Combustible Carburant	ProSelect Fuel Combustible Carburant	Year/Año/Année Model/Modelo/Modèle Engine/Motor/Moteur	Eng. Code Código de motor Code moteur	VIN NIV NIV	GOLD Fuel Combustible Carburant	ProSelect Fuel Combustible Carburant
--	---	-------------------	--	---	--	---	-------------------	--	---

HYUNDAI (Cont'd/Suite)

HYUNDAI (Cont'd/Suite)

**2008**

**2006**

<b>ACCENT</b>				
L4 1.6L 1600cc		C	N/S	N/S
<b>AZERA</b>				
V6 3.3L 3342cc		D	N/S	N/S
V6 3.8L 3778cc		F	N/S	N/S
<b>ELANTRA</b>				
L4 2.0L 1975cc		D	N/S	N/S
<b>ENTOURAGE</b>				
V6 3.8L 3778cc		3	N/S	N/S
<b>i10</b>				
L4 1.1i L 1086cc (Mex.)	G4HD		N/R	N/R
L4 1.2i L 1248cc (Mex.)	G4LA		N/R	N/R
<b>SANTA FE</b>				
V6 2.7L 2700cc		D	N/S	N/S
V6 3.3L 3342cc		E	N/S	N/S
<b>SONATA</b>				
L4 2.4L 2359cc		C	N/S	N/S
V6 3.3L 3342cc		F	N/S	N/S
<b>TIBURON</b>				
L4 2.0L 1975cc		D	N/S	N/S
V6 2.7L 2656cc		F	N/S	N/S
<b>TUCSON</b>				
L4 2.0L Diesel (Mex.)		S,8	3249	N/A
L4 2.0L 1975cc		B	N/S	N/S
V6 2.7L 2700cc		D	N/S	N/S
<b>VERACRUZ</b>				
V6 3.8L 3778cc		C	N/S	N/S

**2007**

<b>ACCENT</b>				
L4 1.6L 1600cc		C	N/S	N/S
<b>AZERA</b>				
V6 3.3L 3342cc		D	N/S	N/S
V6 3.8L 3778cc		F	N/S	N/S
<b>ELANTRA</b>				
L4 2.0L 1975cc		D	N/S	N/S
<b>ENTOURAGE</b>				
V6 3.8L 3778cc		3	N/S	N/S
<b>SANTA FE</b>				
V6 2.7L 2700cc		D	N/S	N/S
V6 3.3L 3342cc		E	N/S	N/S
<b>SONATA</b>				
L4 2.4L 2359cc		C	N/S	N/S
V6 3.3L 3342cc		F	N/S	N/S
<b>TIBURON</b>				
L4 2.0L 1975cc		D	N/S	N/S
V6 2.7L 2656cc		F	N/S	N/S
<b>TUCSON</b>				
L4 2.0L Diesel (Mex.)		S,8	3249	N/A
L4 2.0L 1975cc		B	N/S	N/S
V6 2.7L 2700cc		D	N/S	N/S
<b>VERACRUZ</b>				
V6 3.8L 3778cc		C	N/S	N/S

**2005**

<b>ACCENT</b>				
L4 1.6L 1600cc		C	3235	23235
<b>ELANTRA</b>				
L4 2.0L 1975cc		D	N/S	N/S
<b>SANTA FE</b>				
L4 2.4L 2351cc		B	N/S	N/S
V6 2.7L 2700cc		D	N/S	N/S
V6 3.5L 3500cc		E	N/S	N/S
<b>SONATA</b>				
L4 2.4L 2351cc		S	N/S	N/S
V6 2.7L 2656cc		H	N/S	N/S
<b>TIBURON</b>				
L4 2.0L 1975cc		D	N/S	N/S
V6 2.7L 2656cc		F	N/S	N/S
<b>TUCSON</b>				
L4 2.0L Diesel (Mex.)		S,8	3249	N/A
L4 2.0L 1975cc		B	N/S	N/S
V6 2.7L 2700cc		D	N/S	N/S
<b>XG350</b>				
V6 3.5L 3500cc		E	N/S	N/S

**2004**

<b>ACCENT</b>				
L4 1.6L 1600cc		C	3235	23235
<b>ELANTRA</b>				
L4 2.0L 1975cc		D	N/S	N/S
<b>SANTA FE</b>				
L4 2.4L 2351cc		B	N/S	N/S
V6 2.7L 2700cc		D	N/S	N/S
V6 3.5L 3500cc		E	N/S	N/S
<b>SONATA</b>				
L4 2.4L 2351cc		S	N/S	N/S
V6 2.7L 2656cc		H	N/S	N/S

See pages 13-16 for footnotes.

P  
a  
s  
s  
C  
a  
r  
L  
i  
g  
h  
t  
T  
r  
u  
c  
k  
F  
u  
e  
l  
F  
i  
l  
t  
e  
r  
s



Pass Car Light Truck Fuel Filter Section

HYUNDAI 2004 — INFINITI 2020

Year/Año/Année Model/Modelo/Modèle Engine/Motor/Moteur	Eng. Code Código de motor Code moteur	VIN NIV NIV	GOLD Fuel Combustible Carburant	ProSelect Fuel Combustible Carburant	Year/Año/Année Model/Modelo/Modèle Engine/Motor/Moteur	Eng. Code Código de motor Code moteur	VIN NIV NIV	GOLD Fuel Combustible Carburant	ProSelect Fuel Combustible Carburant
<b>HYUNDAI (Cont'd/Suite)</b>					<b>HYUNDAI (Cont'd/Suite)</b>				
<b>2004 (Cont'd/Suite)</b>					<b>2001 (Cont'd/Suite)</b>				
<b>TIBURON</b>					<b>XG300</b>				
L4 2.0L 1975cc		D	N/S	N/S	V6 3.0L 2972cc		D	3319	23319
V6 2.7L 2656cc		F	N/S	N/S	<b>INFINITI</b>				
<b>TUCSON</b>					<b>2023</b>				
L4 2.0L Diesel (Mex.)		S,8	3249	N/A	<b>Q50</b>				
<b>XG350</b>					V6 3.0L 2997CC 183CID Turbo				
V6 3.5L 3500cc		E	N/S	N/S	VR30DDTT			N/S	N/S
<b>2003</b>					<b>QX50</b>				
<b>ACCENT</b>					L4 2.0L 1997CC 122CID Turbo				
L4 1.5L 1495cc		N	3235	23235	<b>QX55</b>				
			3235	23235	L4 2.0L 1997CC 122CID Turbo				
L4 1.6L 1600cc		C	3235	23235	<b>QX60</b>				
<b>ELANTRA</b>					V6 3.5L 3500CC 214CID				
L4 2.0L 1975cc		D	N/S	N/S	VQ35DD			N/S	N/S
<b>SANTA FE</b>					<b>QX80</b>				
L4 2.4L 2351cc		B	N/S	N/S	V8 5.6L 5552cc		VK56VD	N/A	N/A
V6 2.7L 2700cc		D	N/S	N/S	<b>2022</b>				
V6 3.5L 3500cc		E	N/S	N/S	<b>Q50</b>				
<b>SONATA</b>					V6 3.0L 2997CC 183CID Turbo				
L4 2.4L 2351cc		S	N/S	N/S	VR30DDTT			N/S	N/S
V6 2.7L 2656cc		H	N/S	N/S	<b>Q60</b>				
<b>TIBURON</b>					V6 3.0L 2997CC 183CID Turbo				
L4 2.0L 1975cc		D	N/S	N/S	VR30DDTT			N/S	N/S
V6 2.7L 2656cc		F	N/S	N/S	<b>QX50</b>				
<b>XG350</b>					L4 2.0L 1997CC 122CID Turbo				
V6 3.5L 3500cc		E	N/S	N/S	<b>QX55</b>				
<b>2002</b>					L4 2.0L 1997CC 122CID Turbo				
<b>ACCENT</b>					<b>QX60</b>				
L4 1.5L 1495cc		N	3235	23235	V6 3.5L 3500CC 214CID		VQ35DD		N/S
L4 1.6L 1600cc		C	3235	23235	VQ35DD			N/S	N/S
<b>ELANTRA</b>					<b>QX80</b>				
L4 2.0L 1975cc		D	N/S	N/S	V8 5.6L 5552cc		VK56VD	N/A	N/A
<b>SANTA FE</b>					<b>2021</b>				
L4 2.4L 2351cc		B	N/S	N/S	<b>Q50</b>				
V6 2.7L 2700cc		D	N/S	N/S	V6 3.0L 2997cc Turbo				
<b>SONATA</b>					Q60				
L4 2.4L 2351cc		S	N/S	N/S	V6 3.0L Turbo				
V6 2.7L 2656cc		H	N/S	N/S	<b>QX50</b>				
<b>XG350</b>					L4 2.0L 1997CC 122CID Turbo				
V6 3.5L 3500cc		E	N/S	N/S	<b>QX60</b>				
<b>2001</b>					V6 3.5L 3498cc				
<b>ACCENT</b>					VQ35DE				
L4 1.5L 1495cc		N	3235	23235	<b>QX80</b>				
L4 1.6L 1600cc		C	3235	23235	V8 5.6L 5552cc		VK56VD	N/A	N/A
<b>ELANTRA</b>					<b>2020</b>				
L4 2.0L 1997cc		F	N/S	N/S	<b>Q50</b>				
<b>SANTA FE</b>					V6 3.0L 2997cc Turbo				
L4 2.4L 2351cc		B	N/S	N/S	Q60				
V6 2.7L 2700cc		D	N/S	N/S	L4 2.0L 1997CC 122CID Turbo				
<b>SONATA</b>					V6 3.0L Turbo				
L4 2.4L 2351cc		S	3319	23319	<b>QX50</b>				
V6 2.5L 2493cc		V	3319	23319	L4 2.0L 1997CC 122CID Turbo				
<b>TIBURON</b>					<b>QX60</b>				
L4 2.0L 1997cc		F	3229	N/A	V6 3.5L 3498cc		VQ35DE		N/S

See pages 13-16 for footnotes.

*Italicized Part Numbers May Not Be Available.*  
 Las piezas con números en *italicas* pueden no estar disponibles.  
 Les numéros de pièce en *italiques* peuvent ne pas être disponibles.

P  
a  
s  
s  
C  
a  
r  
L  
i  
g  
h  
t  
T  
r  
u  
c  
k  
F  
u  
e  
l  
F  
i  
l  
t  
e  
r  
s



INFINITI 2019-2016

Pass Car Light Truck Fuel Filter Section

Year/Año/Année Model/Modelo/Modèle Engine/Motor/Moteur	Eng. Code Código de motor Code moteur	VIN NIV NIV	GOLD Fuel Combustible Carburant	ProSelect Fuel Combustible Carburant	Year/Año/Année Model/Modelo/Modèle Engine/Motor/Moteur	Eng. Code Código de motor Code moteur	VIN NIV NIV	GOLD Fuel Combustible Carburant	ProSelect Fuel Combustible Carburant
<b>INFINITI (Cont'd/Suite)</b>					<b>INFINITI (Cont'd/Suite)</b>				
<b>2019</b>					<b>2017</b>				
<b>Q30</b>					<b>Q50</b>				
L4 2.0L 1997CC 122CID Turbo			N/S	N/S	L4 2.0L 1991cc Turbo			N/S	N/S
<b>Q50</b>					V6 3.0L 2997cc Turbo				
L4 2.0L 1991cc Turbo			N/S	N/S	V6 3.5L 3498cc Electric/Gas				
V6 3.0L 2997cc Turbo			N/S	N/S	<b>Q60</b>				
V6 3.5L 3498cc Electric/Gas			N/S	N/S	L4 2.0L 1997CC 122CID Turbo				
<b>Q60</b>					V6 3.0L Turbo				
L4 2.0L 1997CC 122CID Turbo			N/S	N/S	<b>Q70</b>				
V6 3.0L Turbo			N/S	N/S	V6 3.7L 3696cc				
<b>Q70</b>					V8 5.6L 5552cc				
V6 3.7L 3696cc	VQ37VHR		N/S	N/S	<b>Q70 HYBRID</b>				
V8 5.6L 5552cc	VK56VD		N/S	N/S	V6 3.5L 3498cc Electric/Gas				
<b>Q70 HYBRID</b>					VQ35HR				
V6 3.5L 3498cc Electric/Gas	VQ35HR		N/S	N/S	<b>Q70L</b>				
<b>Q70L</b>					V6 3.7L 3696cc				
V6 3.7L 3696cc	VQ37VHR		N/S	N/S	V8 5.6L 5552cc				
V8 5.6L 5552cc	VK56VD		N/S	N/S	<b>QX30</b>				
<b>QX30</b>					L4 2.0L 1997CC 122CID Turbo				
L4 2.0L 1997CC 122CID Turbo			N/S	N/S	<b>QX50</b>				
<b>QX50</b>					V6 3.7L 3696cc				
L4 2.0L 1997CC 122CID Turbo			N/S	N/S	VQ37VHR				
<b>QX60</b>					C				
L4 2.5L Super Charged Electric/Gas	VQ35DD		N/S	N/S	<b>QX60</b>				
V6 3.5L 3498cc	VQ35DE		N/S	N/S	L4 2.5L 2488CC Super Charged Electric/Gas				
<b>QX80</b>					QR25DER				
V8 5.6L 5552cc	VK56VD		N/S	N/S	V6 3.5L 3498cc				
<b>2018</b>					VQ35DE				
<b>Q30</b>					<b>Q70</b>				
L4 2.0L 1997CC 122CID Turbo			N/S	N/S	V6 3.7L 3696cc				
<b>Q50</b>					VQ37VHR				
L4 2.0L 1991cc Turbo			N/S	N/S	V8 5.0L 5026cc (Mex.)				
V6 3.0L 2997cc Turbo			N/S	N/S	<b>QX80</b>				
V6 3.5L 3498cc Electric/Gas			N/S	N/S	V8 5.6L 5552cc				
<b>Q60</b>					VK56VD				
L4 2.0L 1997CC 122CID Turbo			N/S	N/S	<b>2016</b>				
V6 3.0L Turbo			N/S	N/S	<b>Q50</b>				
<b>Q70</b>					L4 2.0L 1991cc Turbo				
V6 3.7L 3696cc	VQ37VHR		N/S	N/S	V6 3.0L 2997cc Turbo				
V8 5.6L 5552cc	VK56VD		N/S	N/S	V6 3.5L 3498cc Electric/Gas				
<b>Q70 HYBRID</b>					V6 3.7L 3696cc				
V6 3.5L 3498cc Electric/Gas	VQ35HR		N/S	N/S	<b>Q70</b>				
<b>Q70L</b>					V6 3.7L 3696cc				
V6 3.7L 3696cc	VQ37VHR		N/S	N/S	V8 5.6L 5552cc				
V8 5.6L 5552cc	VK56VD		N/S	N/S	<b>QX50</b>				
<b>QX30</b>					C				
L4 2.0L 1997CC 122CID Turbo			N/S	N/S	<b>QX60</b>				
<b>QX60</b>					L4 2.5L 2488CC Super Charged Electric/Gas				
L4 2.5L Super Charged Electric/Gas	VQ35DD		N/S	N/S	QR25DER				
V6 3.5L 3498cc	VQ35DE		N/S	N/S	V6 3.5L 3498cc				
<b>QX70</b>					VQ35DE				
V8 5.0L 5026cc (Mex.)	VK50VE		N/S	N/S	<b>QX70</b>				
<b>QX80</b>					V6 3.7L 3696cc				
V8 5.6L 5552cc	VK56VD		N/S	N/S	VQ37VHR				
<b>2016</b>					V8 5.0L 5026cc (Mex.)				
<b>Q50</b>					VK50VE				
L4 2.0L 1991cc Turbo			N/S	N/S	<b>QX80</b>				
V6 3.0L 2997cc Turbo			N/S	N/S	V8 5.6L 5552cc				
V6 3.5L 3498cc Electric/Gas			N/S	N/S	VK56VD				
V6 3.7L 3696cc			N/S	N/S	<b>2016</b>				
<b>Q70</b>					<b>Q50</b>				
V6 3.7L 3696cc	VQ37VHR		N/S	N/S	L4 2.0L 1991cc Turbo				
V8 5.6L 5552cc	VK56VD		N/S	N/S	V6 3.0L 2997cc Turbo				
<b>Q70 HYBRID</b>					V6 3.5L 3498cc Electric/Gas				
V6 3.5L 3498cc Electric/Gas	VQ35HR		N/S	N/S	V6 3.7L 3696cc				
<b>Q70L</b>					<b>Q70</b>				
V6 3.7L 3696cc	VQ37VHR		N/S	N/S	V6 3.7L 3696cc				
V8 5.6L 5552cc	VK56VD		N/S	N/S	V8 5.6L 5552cc				
<b>QX30</b>					<b>QX50</b>				
L4 2.0L 1997CC 122CID Turbo			N/S	N/S	V6 3.7L 3696cc				
<b>QX60</b>					C				
L4 2.5L Super Charged Electric/Gas	VQ35DD		N/S	N/S	<b>QX60</b>				
V6 3.5L 3498cc	VQ35DE		N/S	N/S	L4 2.5L 2488CC Super Charged Electric/Gas				
<b>QX70</b>					QR25DER				
V8 5.0L 5026cc (Mex.)	VK50VE		N/S	N/S	V6 3.5L 3498cc				
<b>QX80</b>					VQ35DE				
V8 5.6L 5552cc	VK56VD		N/S	N/S	<b>QX70</b>				
<b>2016</b>					V6 3.7L 3696cc				
<b>Q50</b>					VQ37VHR				
L4 2.0L 1991cc Turbo			N/S	N/S	V8 5.0L 5026cc (Mex.)				
V6 3.0L 2997cc Turbo			N/S	N/S	<b>QX80</b>				
V6 3.5L 3498cc Electric/Gas			N/S	N/S	V8 5.6L 5552cc				
V6 3.7L 3696cc			N/S	N/S	VK56VD				

See pages 13-16 for footnotes.

*Italicized Part Numbers May Not Be Available.*  
 Las piezas con números en *italicas* pueden no estar disponibles.  
 Les numéros de pièce en *italiques* peuvent ne pas être disponibles.



Pass Car Light Truck Fuel Filter Section

INFINITI 2015-2010

Year/Año/Année Model/Modelo/Modèle Engine/Motor/Moteur	Eng. Code Código de motor Code moteur	VIN NIV NIV	GOLD Fuel Combustible Carburant	ProSelect Fuel Combustible Carburant	Year/Año/Année Model/Modelo/Modèle Engine/Motor/Moteur	Eng. Code Código de motor Code moteur	VIN NIV NIV	GOLD Fuel Combustible Carburant	ProSelect Fuel Combustible Carburant
<b>INFINITI (Cont'd/Suite)</b>					<b>INFINITI (Cont'd/Suite)</b>				
<b>2015</b>					<b>2013 (Cont'd/Suite)</b>				
<b>Q40</b>					<b>FX50</b>				
V6 3.7L 3696cc	VQ37VHR	C	N/S	N/S	V8 5.0L 5026cc	VK50VE	B	N/S	N/S
<b>Q50</b>					<b>G37</b>				
V6 3.5L 3498cc Electric/Gas	VQ35HR		N/S	N/S	V6 3.7L 3696cc	VQ37VHR	C	N/S	N/S
V6 3.7L 3696cc	VQ37VHR		N/S	N/S	<b>JX35</b>				
<b>Q60</b>					V6 3.5L 3498cc				
V6 3.7L 3696cc	VQ37VHR	C	N/S	N/S	VQ35DE			N/S	N/S
<b>Q70</b>					<b>M35H</b>				
V6 3.7L 3696cc	VQ37VHR		N/S	N/S	V6 3.5L 3498cc Electric/Gas	VQ35HR		N/S	N/S
V8 5.6L 5552cc	VK56VD		N/S	N/S	<b>M37</b>				
<b>Q70 HYBRID</b>					V6 3.7L 3696cc				
V6 3.5L 3498cc Electric/Gas	VQ35HR		N/S	N/S	VQ37VHR			N/S	N/S
<b>QX50</b>					<b>M56</b>				
V6 3.7L 3696cc	VQ37VHR	C	N/S	N/S	V8 5.6L 5552cc	VK56VDS	A	N/S	N/S
<b>QX50 Journey</b>					<b>QX56</b>				
V6 3.7L 3696cc	VQ37VHR	B	N/S	N/S	V8 5.6L 5552cc	VK56VD	A	N/S	N/S
<b>QX60</b>					<b>2012</b>				
L4 2.5L 2488CC Super Charged Electric/Gas	QR25DER		N/S	N/S	<b>EX35</b>				
V8 3.5L 3498cc	VQ35DE		N/S	N/S	V6 3.5L 3498cc	VQ35HR	A	N/S	N/S
<b>QX70</b>					<b>FX35</b>				
V6 3.7L 3696cc	VQ37VHR	C	N/S	N/S	V6 3.5L 3498cc	VQ35HR	A	N/S	N/S
V8 5.0L 5026cc (Mex.)	VK50VE		N/S	N/S	<b>FX50</b>				
<b>QX80</b>					V8 5.0L 5026cc				
V8 5.6L 5552cc	VK56VD		N/S	N/S	V8 5.0L 5026cc	VK50VE	B	N/S	N/S
<b>2014</b>					<b>G25</b>				
<b>Q50</b>					L4 2.5L 2500cc				
V6 3.5L 3498cc Electric/Gas	VQ35HR		N/S	N/S	<b>G37</b>			N/S	N/S
V6 3.7L 3696cc	VQ37VHR		N/S	N/S	V6 3.7L 3696cc	VQ37VHR	C	N/S	N/S
<b>Q60</b>					<b>M35H</b>				
V6 3.7L 3696cc	VQ37VHR	C	N/S	N/S	V6 3.5L 3498cc Electric/Gas	VQ35HR		N/S	N/S
<b>Q70</b>					<b>M37</b>				
V6 3.7L 3696cc	VQ37VHR		N/S	N/S	V6 3.7L 3696cc	VQ37VHR	B	N/S	N/S
V8 5.6L 5552cc	VK56VD		N/S	N/S	<b>M56</b>				
<b>Q70 HYBRID</b>					V8 5.6L 5552cc				
V6 3.5L 3498cc Electric/Gas	VQ35HR		N/S	N/S	VK56VDS	A		N/S	N/S
<b>QX50</b>					<b>QX56</b>				
V6 3.7L 3696cc	VQ37VHR	C	N/S	N/S	V8 5.6L 5552cc	VK56VD	A	N/S	N/S
<b>QX50 Journey</b>					<b>2011</b>				
V6 3.7L 3696cc	VQ37VHR	B	N/S	N/S	<b>EX35</b>				
<b>QX60</b>					V6 3.5L 3498cc				
L4 2.5L 2488CC Super Charged Electric/Gas	QR25DER		N/S	N/S	VQ35HR	A		N/S	N/S
V8 3.5L 3498cc	VQ35DE		N/S	N/S	<b>FX35</b>				
<b>QX70</b>					V6 3.5L 3498cc				
V6 3.7L 3696cc	VQ37VHR	C	N/S	N/S	VQ35HR	A		N/S	N/S
V8 5.0L 5026cc	VK50VE	A	N/S	N/S	<b>FX50</b>				
<b>QX80</b>					V8 5.0L 5026cc				
V8 5.6L 5552cc	VK56VD		N/S	N/S	V8 5.0L 5026cc	VK50VE	B	N/S	N/S
<b>2013</b>					<b>G25</b>				
<b>EX37</b>					L4 2.5L 2500cc				
V6 3.7L 3696cc	VQ37VHR	B,C	N/S	N/S	<b>G37</b>			N/S	N/S
<b>FX37</b>					V6 3.7L 3696cc				
V6 3.7L 3696cc	VQ37VHR		N/S	N/S	VQ37VHR	C		N/S	N/S
<b>2010</b>					<b>M37</b>				
<b>EX35</b>					V6 3.7L 3696cc				
V6 3.5L 3498cc	VQ35HR	A	N/S	N/S	VQ37VHR	B		N/S	N/S

Pass Car Light Truck Fuel Filter

See pages 13-16 for footnotes.

*Italicized Part Numbers May Not Be Available.*  
Las piezas con números en *italicas* pueden no estar disponibles.  
Les numéros de pièce en *italiques* peuvent ne pas être disponibles.



INFINITI 2010-2004

Pass Car Light Truck Fuel Filter Section

Year/Año/Année Model/Modelo/Modèle Engine/Motor/Moteur	Eng. Code Código de motor Code moteur	VIN NIV NIV	GOLD Fuel Combustible Carburant	ProSelect Fuel Combustible Carburant	Year/Año/Année Model/Modelo/Modèle Engine/Motor/Moteur	Eng. Code Código de motor Code moteur	VIN NIV NIV	GOLD Fuel Combustible Carburant	ProSelect Fuel Combustible Carburant
<b>INFINITI (Cont'd/Suite)</b>					<b>INFINITI (Cont'd/Suite)</b>				
<b>2010 (Cont'd/Suite)</b>					<b>2007 (Cont'd/Suite)</b>				
<b>FX35</b>					<b>G35 SEDAN</b>				
V6 3.5L 3498cc	VQ35HR	A	N/S	N/S	V6 3.5L 3498cc	VQ35DE VQ35HR	B B	N/S N/S	N/S N/S
<b>FX50</b>					<b>M35</b>				
V8 5.0L 5026cc	VK50VE	B	N/S	N/S	V6 3.5L 3500cc	VQ35DE	A	N/S	N/S
<b>G37</b>					<b>M45</b>				
V6 3.7L 3696cc	VQ37VHR	C	N/S	N/S	V8 4.5L 4494cc		B	N/S	N/S
<b>M35</b>					<b>QX56</b>				
V6 3.5L 3500cc	VQ35HR	A	N/S	N/S	V8 5.6L 5552cc	VK56DE	A	N/S	N/S
<b>M45</b>					<b>2006</b>				
V8 4.5L 4494cc		B	N/S	N/S	<b>FX35</b>				
<b>QX56</b>					V6 3.5L 3498cc				
V8 5.6L 5552cc	VK56DE	A	N/S	N/S	V6 3.5L 3498cc	VQ35DE	A	N/S	N/S
<b>2009</b>					<b>FX45</b>				
<b>EX35</b>					V8 4.5L 4494cc				
V6 3.5L 3498cc	VQ35HR	A	N/S	N/S	<b>G35</b>				
<b>FX35</b>					V6 3.5L 3498cc				
V6 3.5L 3498cc	VQ35HR	A	N/S	N/S	V6 3.5L 3498cc	VQ35DE	C	N/S	N/S
<b>FX50</b>					<b>M35</b>				
V8 5.0L 5026cc	VK50VE	B	N/S	N/S	V6 3.5L 3500cc	VQ35DE	A	N/S	N/S
<b>G37</b>					<b>M45</b>				
V6 3.7L 3696cc	VQ37VHR	C	N/S	N/S	V8 4.5L 4494cc		B	N/S	N/S
<b>M35</b>					<b>Q45</b>				
V6 3.5L 3500cc	VQ35HR	A	N/S	N/S	V8 4.5L 4494cc		B	N/S	N/S
<b>M45</b>					<b>QX56</b>				
V8 4.5L 4494cc		B	N/S	N/S	V8 5.6L 5552cc	VK56DE	A	N/S	N/S
<b>QX56</b>					<b>2005</b>				
V8 5.6L 5552cc	VK56DE	A	N/S	N/S	<b>FX35</b>				
<b>2008</b>					V6 3.5L 3498cc				
<b>EX35</b>					<b>FX45</b>				
V6 3.5L 3498cc	VQ35HR	A	N/S	N/S	V8 4.5L 4494cc		B	N/S	N/S
<b>FX35</b>					<b>G35</b>				
V6 3.5L 3498cc	VQ35DE	A	N/S	N/S	V6 3.5L 3498cc	VQ35DE	C	N/S	N/S
<b>FX45</b>					<b>Q45</b>				
V8 4.5L 4494cc		B	N/S	N/S	V8 4.5L 4494cc		B	N/S	N/S
<b>G35</b>					<b>QX56</b>				
V6 3.5L 3498cc	VQ35HR	B	N/S	N/S	V8 5.6L 5552cc	VK56DE	A	N/S	N/S
<b>G37</b>					<b>2004</b>				
V6 3.7L 3696cc	VQ37VHR	C	N/S	N/S	<b>FX35</b>				
<b>M35</b>					V6 3.5L 3498cc				
V6 3.5L 3500cc	VQ35DE	A	N/S	N/S	V6 3.5L 3498cc	VQ35DE	A	N/S	N/S
<b>M45</b>					<b>FX45</b>				
V8 4.5L 4494cc		B	N/S	N/S	V8 4.5L 4494cc		B	N/S	N/S
<b>QX56</b>					<b>G35</b>				
V8 5.6L 5552cc	VK56DE	A	N/S	N/S	V6 3.5L 3498cc	VQ35DE	C	N/S	N/S
<b>2007</b>					<b>I35</b>				
<b>FX35</b>					V6 3.5L 3500cc				
V6 3.5L 3498cc	VQ35DE	A	N/S	N/S	V6 3.5L 3500cc	VQ35DE	D	N/S	N/S
<b>FX45</b>					<b>M45</b>				
V8 4.5L 4494cc		B	N/S	N/S	V8 4.5L 4494cc		A	N/S <sup>71</sup>	N/S <sup>71</sup>
<b>G35 COUPE</b>					<b>Q45</b>				
V6 3.5L 3498cc	VQ35DE VQ35HR	C C	N/S N/S	N/S N/S	V8 4.5L 4494cc		B	N/S	N/S
					<b>QX56</b>				
					V8 5.6L 5552cc				
					VK56DE				
					A				
					N/S				
					N/S				

See pages 13-16 for footnotes.

*Italicized Part Numbers May Not Be Available.*  
 Las piezas con números en *italicas* pueden no estar disponibles.  
 Les numéros de pièce en *italiques* peuvent ne pas être disponibles.



Pass Car Light Truck Fuel Filter Section

INFINITI 2003 — ISUZU 2006

Year/Año/Année Model/Modelo/Modèle Engine/Motor/Moteur	Eng. Code Código de motor Code moteur	VIN NIV NIV	GOLD Fuel Combustible Carburant	ProSelect Fuel Combustible Carburant	Year/Año/Année Model/Modelo/Modèle Engine/Motor/Moteur	Eng. Code Código de motor Code moteur	VIN NIV NIV	GOLD Fuel Combustible Carburant	ProSelect Fuel Combustible Carburant	
<b>INFINITI (Cont'd/Suite)</b>					<b>ISUZU (Cont'd/Suite)</b>					
<b>2003</b>					<b>2017 (Cont'd/Suite)</b>					
<b>FX35</b>					<b>ELF 200</b>					
V6 3.5L 3498cc	VQ35DE	A	N/S	N/S	L4 3.0L Diesel (Mex.)			3937 Cart. 3231 Spin-on	N/A Cart. N/A Spin-on	
<b>FX45</b>					<b>ELF 300</b>					
V8 4.5L 4494cc		B	N/S	N/S	L4 3.0L Diesel (Mex.)			3937 Cart. 3231 Spin-on	N/A Cart. N/A Spin-on	
<b>G35</b>					<b>2016</b>					
V6 3.5L 3498cc	VQ35DE	C	N/S	N/S	<b>ELF 100</b>					
<b>I35</b>					L4 3.0L Diesel (Mex.)					
V6 3.5L 3500cc	VQ35DE	D	N/S	N/S				3937 Cart. 3231 Spin-on	N/A Cart. N/A Spin-on	
<b>M45</b>					<b>ELF 200</b>					
V8 4.5L 4494cc		A	N/S <sup>71</sup>	N/S <sup>71</sup>	L4 3.0L Diesel (Mex.)			3937 Cart.	N/A Cart.	
<b>Q45</b>					<b>ELF 300</b>					
V8 4.5L 4494cc		B	N/S	N/S	L4 3.0L Diesel (Mex.)			3937 Cart. 3231 Spin-on	N/A Cart. N/A Spin-on	
<b>QX4</b>					<b>2015</b>					
V6 3.5L 3500cc	VQ35DE	D	3023	23023	<b>ELF 200</b>					
<b>2002</b>					L4 3.0L Diesel (Mex.)					
<b>G20</b>					<b>ELF 300</b>					
L4 2.0L 2000cc	SR20DE	C	N/A <sup>61</sup>	N/A <sup>61</sup>	L4 3.0L Diesel (Mex.)			3937 Cart. 3231 Spin-on	N/A Cart. N/A Spin-on	
<b>I35</b>					<b>ELF 200</b>					
V6 3.5L 3500cc	VQ35DE	D	N/S	N/S	L4 3.0L Diesel (Mex.)			3937 Cart. 3231 Spin-on	N/A Cart. N/A Spin-on	
<b>Q45</b>					<b>2014</b>					
V8 4.5L 4494cc		B	N/S	N/S	<b>ELF 300</b>					
<b>QX4</b>					L4 3.0L Diesel (Mex.)					
V6 3.5L 3500cc	VQ35DE	D	3023	23023				3937 Cart. 3231 Spin-on	N/A Cart. N/A Spin-on	
<b>2001</b>					<b>2008</b>					
<b>G20</b>					<b>ASCENDER</b>					
L4 2.0L 2000cc	SR20DE	C	N/A <sup>61</sup>	N/A <sup>61</sup>	L6 4.2L 256 CID		S	N/S	N/S	
<b>I30</b>					<b>I290</b>					
V6 3.0L 2988cc	VQ30DE	C	N/S	N/S	L4 2.9L 178 CID		9	N/S	N/S	
<b>Q45</b>					<b>I370</b>					
V8 4.1L 4130cc	VH41DE	B	3023	23023	L5 3.7L 226 CID		E	N/S	N/S	
<b>QX4</b>					<b>2007</b>					
V6 3.5L 3500cc	VQ35DE	D	3023	23023	<b>ASCENDER</b>					
<b>ISUZU</b>					L6 4.2L 256 CID					
<b>2018</b>					<b>I290</b>					
<b>ELF 100</b>					L4 2.9L 178 CID					
L4 3.0L Diesel (Mex.)			3937 Cart.	N/A Cart.	<b>I370</b>					
<b>ELF 200</b>					L5 3.7L 226 CID					
L4 3.0L Diesel (Mex.)			3937 Cart. 3231 Spin-on	N/A Cart. N/A Spin-on	<b>2006</b>					
<b>ELF 300</b>					<b>ASCENDER</b>					
L4 3.0L Diesel (Mex.)			3937 Cart. 3231 Spin-on	N/A Cart. N/A Spin-on	L6 4.2L 256 CID		S	N/S	N/S	
<b>2017</b>					L4 2.9L 178 CID					
<b>ELF 100</b>					L5 3.7L 226 CID					
L4 3.0L Diesel (Mex.)			3937 Cart.	N/A Cart.	L4 2.9L 178 CID		9	N/S	N/S	
<b>2006</b>					<b>I370</b>					
<b>ASCENDER</b>					L5 3.7L 226 CID					
L6 4.2L 256 CID			S	N/S	N/S		E	N/S	N/S	
V8 5.3L 327 CID			M	N/S	N/S	<b>2006</b>				
<b>I280</b>					L4 2.8L 169 CID					
L4 2.8L 169 CID			8	N/S	N/S					

Pass Car Light Truck Fuel Filter

See pages 13-16 for footnotes.

*Italicized Part Numbers May Not Be Available.*  
 Las piezas con números en *italicas* pueden no estar disponibles.  
 Les numéros de pièce en *italiques* peuvent ne pas être disponibles.



Year/Año/Année Model/Modelo/Modèle Engine/Motor/Moteur	Eng. Code Código de motor Code moteur	VIN NIV NIV	GOLD Fuel Combustible Carburant	ProSelect Fuel Combustible Carburant	Year/Año/Année Model/Modelo/Modèle Engine/Motor/Moteur	Eng. Code Código de motor Code moteur	VIN NIV NIV	GOLD Fuel Combustible Carburant	ProSelect Fuel Combustible Carburant
<b>ISUZU (Cont'd/Suite)</b>					<b>JAGUAR (Cont'd/Suite)</b>				
<b>2006 (Cont'd/Suite)</b>					<b>2023 (Cont'd/Suite)</b>				
I350					F-Pace				
L5 3.5L 211 CID		6	N/S	N/S	L4 2.0L 1997CC 122CID Turbo			N/A FOR VIN 048833 N/A FOR VIN 048834 N/S	N/A FOR VIN 048833 N/A FOR VIN 048834 N/S
<b>2005</b>					<b>2022</b>				
ASCENDER					E-Pace				
L6 4.2L 256 CID		S	3129	23129	L6 3.0L 3000CC 183CID Turbo/Super Charged			N/A FOR VIN 048833 N/A FOR VIN 048834 N/S	N/A FOR VIN 048833 N/A FOR VIN 048834 N/S
V8 5.3L 327 CID		M	3129	23129	V8 5.0L 5000cc Super Charged			N/S	N/S
<b>2004</b>					<b>F-TYPE</b>				
ASCENDER					V8 5.0L 5000cc Super Charged				
L6 4.2L 256 CID		S	3129	23129			A	N/S	N/S
V8 5.3L 327 CID		M	3129	23129	<b>I-Pace</b>				
AXIOM					0L (Electric HP394 KW90 Jaguar ) Electric				
V6 3.5L 3475cc	6VE1	Y	3199	N/A				N/R N/R	N/R N/R
RODEO					<b>XF</b>				
V6 3.2L 3165cc	6VD1	W	3199 <sup>281</sup> 3310	N/A <sup>281</sup> 23310	L4 2.0L 1999cc 122 CID Turbo				
V6 3.5L 3475cc	6VE1	Y	3199	N/A				N/S	N/S
<b>2003</b>					<b>2021</b>				
ASCENDER					E-Pace				
L6 4.2L 256 CID		S	3129	23129	L4 2.0L 1997CC 122CID Turbo				
V8 5.3L 327 CID		T	3129	23129	L4 2.0L 1997CC 122CID Turbo				
AXIOM					L6 3.0L 3000CC 183CID Turbo/Super Charged				
V6 3.5L 3475cc	6VE1	X	3310	23310	V8 5.0L 5000cc Super Charged				
RODEO					<b>F-TYPE</b>				
L4 2.2L 2180cc		D	3310	23310	V8 5.0L 5000cc Super Charged				
V6 3.2L 3165cc	6VD1	W	3310	23310			A	N/S	N/S
RODEO SPORT					<b>I-Pace</b>				
L4 2.2L 2180cc		D	3310	23310	0L (Electric HP394 KW90 Jaguar ) Electric				
V6 3.2L 3165cc	6VD1	W	3310	23310				N/R N/R	N/R N/R
<b>2002</b>					<b>XF</b>				
AXIOM					L4 2.0L 1999cc 122 CID Turbo				
V6 3.5L 3475cc	6VE1	X	3310	23310				N/S	N/S
RODEO					<b>2021</b>				
L4 2.2L 2180cc		D	3310	23310	E-Pace				
V6 3.2L 3165cc	6VD1	W	3310	23310	L4 2.0L 1997CC 122CID Turbo				
TROOPER					L4 2.0L 1997CC 122CID Turbo				
V6 3.5L 3475cc	6VE1	X	3310	23310				N/A FOR VIN 048833 N/A FOR VIN 048834 N/S	N/A FOR VIN 048833 N/A FOR VIN 048834 N/S
<b>2001</b>					<b>F-TYPE</b>				
RODEO					L4 2.0L 1997CC 122CID Turbo				
L4 2.2L 2180cc		D	3310	23310	L6 3.0L 3000CC 183CID Turbo/Super Charged				
V6 3.2L 3165cc	6VD1	W	3310	23310	V8 5.0L 5000cc Super Charged				
TROOPER					V8 5.0L 5000cc Super Charged				
V6 3.5L 3475cc	6VE1	X	3310	23310			A	N/S	N/S
VEHICROSS					<b>I-Pace</b>				
V6 3.5L 3475cc	6VE1	X	3310	23310	0L (Electric HP394 KW90 Jaguar ) Electric				
<b>JAGUAR</b>					<b>XE</b>				
<b>2023</b>					<b>2021</b>				
E-Pace					L4 2.0 Turbo Diesel				
L4 2.0L 1997CC 122CID Turbo			N/S	N/S				N/A FOR VIN 944911 N/A FOR VIN 944912 N/S	N/A FOR VIN 944911 N/A FOR VIN 944912 N/S
					L4 2.0L 1999cc 122 CID Turbo				

See pages 13-16 for footnotes.





Pass Car Light Truck Fuel Filter Section

JAGUAR 2021-2018

Year/Año/Année Model/Modelo/Modèle Engine/Motor/Moteur	Eng. Code Código de motor Code moteur	VIN NIV NIV	GOLD Fuel Combustible Carburant	ProSelect Fuel Combustible Carburant	Year/Año/Année Model/Modelo/Modèle Engine/Motor/Moteur	Eng. Code Código de motor Code moteur	VIN NIV NIV	GOLD Fuel Combustible Carburant	ProSelect Fuel Combustible Carburant
<b>JAGUAR (Cont'd/Suite)</b>					<b>JAGUAR (Cont'd/Suite)</b>				
<b>2021 (Cont'd/Suite)</b>					<b>2019 (Cont'd/Suite)</b>				
<b>XF</b>					<b>XE</b>				
L4 2.0L 1999cc 122 CID Turbo			N/S	N/S	L4 2.0 Turbo Diesel			N/A FOR VIN 944911 N/A FOR VIN 944912	N/A FOR VIN 944911 N/A FOR VIN 944912
<b>2020</b>					<b>2019</b>				
<b>E-Pace</b>					<b>XF</b>				
L4 2.0L 1997CC 122CID Turbo			N/S	N/S	L4 2.0 Turbo Diesel			N/A FOR VIN Y24768 N/A FOR VIN Y24796	N/A FOR VIN Y24768 N/A FOR VIN Y24796
<b>F-Pace</b>					<b>XJ</b>				
L4 2.0 Turbo Diesel			N/A FOR VIN 048833 N/A FOR VIN 048834	N/A FOR VIN 048833 N/A FOR VIN 048834	V6 3.0L 2995cc 183 CID Super Charged V8 5.0L 5000cc 305CID Super Charged	AJ133		N/S N/S	N/S N/S
L4 2.0L 1997CC 122CID Turbo			N/A FOR VIN 048833 N/A FOR VIN 048834	N/A FOR VIN 048833 N/A FOR VIN 048834	<b>XJR575 Long Wheelbase</b>				
V6 3.0L 2995cc 183 CID Super Charged V8 5.0L 5000cc Super Charged			N/S N/S	N/S N/S	V8 5.0L 5000cc Super Charged			N/S	N/S
<b>F-TYPE</b>					<b>2018</b>				
L4 2.0L 1997CC 122CID Turbo V6 3.0L 2995cc 183 CID Super Charged V8 5.0L 5000cc Super Charged		A	N/S N/S N/S	N/S N/S N/S	<b>E-Pace</b>				
<b>I-Pace</b>					<b>F-Pace</b>				
0L (Electric HP394 KW90 Jaguar) Electric			N/R N/R	N/R N/R	L4 2.0L 1997CC 122CID Turbo			N/S	N/S
<b>XE</b>					<b>F-Pace</b>				
L4 2.0 Turbo Diesel			N/A FOR VIN 944911 N/A FOR VIN 944912	N/A FOR VIN 944911 N/A FOR VIN 944912	L4 2.0 Turbo Diesel			N/A FOR VIN 048833 N/A FOR VIN 048834	N/A FOR VIN 048833 N/A FOR VIN 048834
L4 2.0L 1999cc 122 CID Turbo V6 3.0L 2995cc 183 CID Super Charged V8 5.0L 5000CC 305CID Super Charged	AJ133		N/S N/S N/S	N/S N/S N/S	L4 2.0L 1997CC 122CID Turbo			N/A FOR VIN 048833 N/A FOR VIN 048834	N/A FOR VIN 048833 N/A FOR VIN 048834
<b>XF</b>					<b>V6 3.0L 2995cc 183 CID Super Charged</b>				
L4 2.0L 1999cc 122 CID Turbo V6 3.0L 2995cc 183 CID Super Charged			N/S N/S	N/S N/S	<b>F-TYPE</b>				
<b>2019</b>					<b>L4 2.0L 1997CC 122CID Turbo</b>				
<b>E-Pace</b>					<b>V6 3.0L 2995cc 183 CID Super Charged</b>				
L4 2.0L 1997CC 122CID Turbo			N/S	N/S	V8 5.0L 5000cc Super Charged		A	N/S	N/S
<b>F-Pace</b>					<b>XE</b>				
L4 2.0 Turbo Diesel			N/A FOR VIN 048833 N/A FOR VIN 048834	N/A FOR VIN 048833 N/A FOR VIN 048834	L4 2.0 Turbo Diesel			N/A FOR VIN 944911 N/A FOR VIN 944912	N/A FOR VIN 944911 N/A FOR VIN 944912
L4 2.0L 1997CC 122CID Turbo			N/A FOR VIN 048833 N/A FOR VIN 048834	N/A FOR VIN 048833 N/A FOR VIN 048834	L4 2.0L 1999cc 122 CID Turbo V6 3.0L 2995cc 183 CID Super Charged V8 5.0L 5000CC 305CID Super Charged	AJ133		N/S N/S N/S	N/S N/S N/S
V6 3.0L 2995cc 183 CID Super Charged V8 5.0L 5000cc Super Charged			N/S N/S	N/S N/S	<b>XF</b>				
<b>F-TYPE</b>					<b>L4 2.0 Turbo Diesel</b>				
L4 2.0L 1997CC 122CID Turbo V6 3.0L 2995cc 183 CID Super Charged V8 5.0L 5000CC 305CID Super Charged V8 5.0L 5000cc Super Charged	AJ133	A	N/S N/S N/S N/S	N/S N/S N/S N/S	L4 2.0L 1999cc 122 CID Turbo V6 3.0L 2995cc 183 CID Super Charged			N/A FOR VIN Y24768 N/A FOR VIN Y24796	N/A FOR VIN Y24768 N/A FOR VIN Y24796
<b>I-Pace</b>					<b>XJ</b>				
0L (Electric HP394 KW90 Jaguar) Electric			N/R N/R	N/R N/R	V6 3.0L 2995cc 183 CID Super Charged V6 3.0L 2995cc 183 CID Super Charged Flex V8 5.0L 5000cc Super Charged			N/S N/S N/S	N/S N/S N/S

P  
a  
s  
s  
C  
a  
r  
L  
i  
g  
h  
t  
T  
r  
u  
c  
k  
F  
u  
e  
l  
F  
i  
l  
t  
e  
r  
s

See pages 13-16 for footnotes.

*Italicized Part Numbers May Not Be Available.*  
Las piezas con números en *italicas* pueden no estar disponibles.  
Les numéros de pièce en *italiques* peuvent ne pas être disponibles.



Year/Año/Année Model/Modelo/Modèle Engine/Motor/Moteur	Eng. Code Código de motor Code moteur	VIN NIV NIV	GOLD Fuel Combustible Carburant	ProSelect Fuel Combustible Carburant	Year/Año/Année Model/Modelo/Modèle Engine/Motor/Moteur	Eng. Code Código de motor Code moteur	VIN NIV NIV	GOLD Fuel Combustible Carburant	ProSelect Fuel Combustible Carburant
<b>JAGUAR (Cont'd/Suite)</b>					<b>JAGUAR (Cont'd/Suite)</b>				
<b>2018 (Cont'd/Suite)</b>					<b>2015 (Cont'd/Suite)</b>				
<b>XJR575 Long Wheelbase</b>					<b>XFR</b>				
V8 5.0L 5000cc Super Charged			N/S	N/S	V8 5.0L 5000cc Super Charged		C	3595 <sup>447</sup>	23595 <sup>447</sup>
<b>2017</b>					<b>XFR-S</b>				
<b>F-Pace</b>					V8 5.0L 5000cc Super Charged				
L4 2.0 Turbo Diesel			N/A FOR VIN 048833	N/A FOR VIN 048833	V8 5.0L 5000cc Super Charged		Z	3595 <sup>447</sup>	23595 <sup>447</sup>
V6 3.0L 2995cc 183 CID Super Charged			N/A FOR VIN 048834	N/A FOR VIN 048834	<b>XJ</b>				
<b>F-TYPE</b>					V6 3.0L 2995cc 183 CID Super Charged				
V6 3.0L 2995cc 183 CID Super Charged		C	N/S	N/S	V8 5.0L 5000cc Super Charged		Z	3595 <sup>447</sup>	23595 <sup>447</sup>
V8 5.0L 5000cc Super Charged		A	N/S	N/S	<b>XJR</b>				
<b>XE</b>					V8 5.0L 5000cc Super Charged				
L4 2.0 Turbo Diesel			N/A FOR VIN 944911	N/A FOR VIN 944911	V8 5.0L 5000cc Super Charged		K	N/S	N/S
L4 2.0L 1999cc 122 CID Turbo			N/A FOR VIN 944912	N/A FOR VIN 944912	<b>XK</b>				
V6 3.0L 2995cc 183 CID Super Charged			N/S	N/S	V8 5.0L 5000cc				
<b>XF</b>					<b>XKR</b>				
L4 2.0 Turbo Diesel			N/A FOR VIN Y24768	N/A FOR VIN Y24768	V8 5.0L 5000cc Super Charged		C	N/A	N/A
V6 3.0L 2995cc 183 CID Super Charged			N/A FOR VIN Y24796	N/A FOR VIN Y24796	<b>XKR-S</b>				
<b>XJ</b>					V8 5.0L 5000cc Super Charged				
V6 3.0L 2995cc 183 CID Super Charged		D	3595 <sup>447</sup>	23595 <sup>447</sup>	<b>2014</b>				
V8 5.0L 5000cc Super Charged		T	N/S	N/S	<b>F-TYPE</b>				
V8 5.0L 5000cc Super Charged		Z	N/S	N/S	V6 3.0L 2995cc 183 CID Super Charged				
<b>XJR</b>					V8 5.0L 5000cc Super Charged				
V8 5.0L 5000cc Super Charged			N/S	N/S	V8 5.0L 5000cc Super Charged		7	N/S	N/S
<b>2016</b>					V8 5.0L 5000cc Super Charged				
<b>F-TYPE</b>					<b>XF</b>				
V6 3.0L 2995cc 183 CID Super Charged		T	N/S	N/S	L4 2.0L 1999cc 122 CID Turbo				
V8 5.0L 5000cc Super Charged		L	N/S	N/S	V6 3.0L 2995cc 183 CID Super Charged				
<b>XE</b>					V8 5.0L 5000cc Super Charged				
L4 2.0L 1999cc 122 CID Turbo			N/S	N/S	V8 5.0L 5000cc Super Charged		S	N/S	N/S
<b>XF</b>					<b>XJ</b>				
V6 3.0L 2995cc 183 CID Super Charged			N/S	N/S	V6 3.0L 2995cc 183 CID Super Charged				
<b>XJ</b>					V8 5.0L 5000cc Super Charged				
V6 3.0L 2995cc 183 CID Super Charged Flex		D	N/S	N/S	V8 5.0L 5000cc Super Charged		F	N/S	N/S
V8 5.0L 5000cc Super Charged		T	N/S	N/S	V8 5.0L 5000cc Super Charged		X	N/S	N/S
<b>XJR</b>					V8 5.0L 5000cc Super Charged				
V8 5.0L 5000cc Super Charged		K	N/S	N/S	V8 5.0L 5000cc Super Charged		P	3595 <sup>447</sup>	23595 <sup>447</sup>
<b>2015</b>					<b>XFR</b>				
<b>F-TYPE</b>					V8 5.0L 5000cc Super Charged				
V6 3.0L 2995cc 183 CID Super Charged		C	N/S	N/S	V8 5.0L 5000cc Super Charged		C	3595 <sup>447</sup>	23595 <sup>447</sup>
V8 5.0L 5000cc Super Charged		L	N/S	N/S	<b>XFR-S</b>				
<b>XE</b>					V8 5.0L 5000cc Super Charged				
L4 2.0L 1999cc 122 CID Turbo			N/S	N/S	V8 5.0L 5000cc Super Charged		Z	3595 <sup>447</sup>	23595 <sup>447</sup>
<b>XF</b>					<b>XJ</b>				
L4 2.0L 1999cc 122 CID Turbo		S	N/S	N/S	V6 3.0L 2995cc 183 CID Super Charged				
V6 3.0L 2995cc 183 CID Super Charged		X	N/S	N/S	V6 3.0L 2995cc 183 CID Super Charged		D	3595 <sup>447</sup>	23595 <sup>447</sup>
V8 5.0L 5000cc Super Charged		P	3595 <sup>447</sup>	23595 <sup>447</sup>	V8 5.0L 5000cc Super Charged		T	3595 <sup>447</sup>	23595 <sup>447</sup>
<b>2013</b>					<b>XJR</b>				
<b>XF</b>					V8 5.0L 5000cc Super Charged				
L4 2.0L 1999cc 122 CID Turbo			N/S	N/S	V8 5.0L 5000cc Super Charged		K	N/S	N/S
V6 3.0L 2995cc 183 CID Super Charged			N/S	N/S	<b>XK</b>				
V8 5.0L 5000cc Super Charged			N/S	N/S	V8 5.0L 5000cc				
<b>XFR</b>					<b>XKR</b>				
V8 5.0L 5000cc Super Charged		C	3595 <sup>447</sup>	23595 <sup>447</sup>	V8 5.0L 5000cc Super Charged		C	N/A	N/A
<b>XFR-S</b>					<b>XKR-S</b>				
V8 5.0L 5000cc Super Charged		A	3595 <sup>447</sup>	23595 <sup>447</sup>	V8 5.0L 5000cc Super Charged		A	N/A	N/A

See pages 13-16 for footnotes.



Pass Car Light Truck Fuel Filter Section

JAGUAR 2013-2007

Year/Año/Année Model/Modelo/Modèle Engine/Motor/Moteur	Eng. Code Código de motor Code moteur	VIN NIV NIV	GOLD Fuel Combustible Carburant	ProSelect Fuel Combustible Carburant	Year/Año/Année Model/Modelo/Modèle Engine/Motor/Moteur	Eng. Code Código de motor Code moteur	VIN NIV NIV	GOLD Fuel Combustible Carburant	ProSelect Fuel Combustible Carburant
<b>JAGUAR (Cont'd/Suite)</b>					<b>JAGUAR (Cont'd/Suite)</b>				
<b>2013 (Cont'd/Suite)</b>					<b>2010 (Cont'd/Suite)</b>				
<b>XK</b>					<b>XKR</b>				
V8 5.0L 5000cc		B	N/S	N/S	V8 5.0L 5000cc Super Charged		C	N/S	N/S
<b>XKR</b>					<b>2009</b>				
V8 5.0L 5000cc Super Charged		C	N/S	N/S	<b>SUPER V8</b>				
<b>XKR-S</b>					<b>VANDENPLAS</b>				
V8 5.0L 5000cc Super Charged		C	N/S	N/S	V8 4.2L 4196cc Super Charged		C	3481	23481
<b>2012</b>					<b>VANDENPLAS</b>				
<b>XF</b>					<b>XF</b>				
V8 5.0L 5000cc		B	N/S	N/S	V8 4.2L 4196cc		B	3481	23481
V8 5.0L 5000cc Super Charged		C	N/S	N/S	V8 4.2L 4196cc		B	3595 <sup>447</sup>	23595 <sup>447</sup>
<b>XFR</b>					<b>V8 4.2L 4196cc Super Charged</b>				
V8 5.0L 5000cc Super Charged		C	N/S	N/S			C	3595 <sup>447</sup>	23595 <sup>447</sup>
<b>XJ</b>					<b>XJ8</b>				
V8 5.0L 5000cc		B	N/S	N/S	V8 4.2L 4196cc		B	3481	23481
V8 5.0L 5000cc Super Charged		C	N/S	N/S	<b>XJR</b>				
<b>XK</b>					<b>V8 4.2L 4196cc Super Charged</b>				
V8 5.0L 5000cc		B	N/S	N/S			C	3481	23481
<b>XKR</b>					<b>XK</b>				
V8 5.0L 5000cc Super Charged		C	N/S	N/S	V8 4.2L 4196cc		B	N/A	N/A
<b>XKR-S</b>					<b>XKR</b>				
V8 5.0L 5000cc Super Charged		C	N/S	N/S	V8 4.2L 4196cc Super Charged		C	N/A	N/A
<b>2011</b>					<b>2008</b>				
<b>XF</b>					<b>S-TYPE</b>				
V8 4.2L 4196cc (Mex.)			N/R	N/R	V6 3.0L 183 CID		A	3595 <sup>447</sup>	23595 <sup>447</sup>
V8 5.0L 5000cc		B	N/S	N/S	V8 4.2L 4196cc		B	3595 <sup>447</sup>	23595 <sup>447</sup>
V8 5.0L 5000cc Super Charged		C	N/S	N/S	<b>S-TYPE R</b>				
<b>XFR</b>					<b>V8 4.2L 4196cc Super Charged</b>				
V8 5.0L 5000cc Super Charged		C	N/S	N/S			C	3595 <sup>447</sup>	23595 <sup>447</sup>
<b>XJ</b>					<b>SUPER V8</b>				
V8 5.0L 5000cc		B	N/S	N/S	V8 4.2L 4196cc Super Charged		C	3481	23481
V8 5.0L 5000cc Super Charged		C	N/S	N/S	<b>VANDENPLAS</b>				
<b>XJL</b>					<b>V8 4.2L 4196cc</b>				
V8 5.0L 5000cc		B	N/S	N/S			B	3481	23481
V8 5.0L 5000cc Super Charged		C	N/S	N/S	<b>XJ8</b>				
<b>XK</b>					<b>V8 4.2L 4196cc</b>				
V8 5.0L 5000cc		B	N/S	N/S			B	3481	23481
<b>XKR</b>					<b>XJR</b>				
V8 5.0L 5000cc Super Charged		C	N/S	N/S	V8 4.2L 4196cc Super Charged		C	3481	23481
<b>2010</b>					<b>2007</b>				
<b>XF</b>					<b>S-TYPE</b>				
V8 4.2L 4196cc		B	3595 <sup>447</sup>	23595 <sup>447</sup>	V6 3.0L 183 CID		A	N/S	N/S
V8 5.0L 5000cc		B	N/S	N/S	V8 4.2L 4196cc		B	3595 <sup>447</sup>	23595 <sup>447</sup>
V8 5.0L 5000cc Super Charged		C	N/S	N/S	<b>S-TYPE R</b>				
<b>XFR</b>					<b>V8 4.2L 4196cc Super Charged</b>				
V8 5.0L 5000cc Super Charged		C	N/S	N/S			C	3595 <sup>447</sup>	23595 <sup>447</sup>
<b>XJ</b>					<b>SUPER V8</b>				
V8 5.0L 5000cc		B	N/S	N/S	V8 4.2L 4196cc Super Charged		C	3595 <sup>447</sup>	23595 <sup>447</sup>
V8 5.0L 5000cc Super Charged		C	N/S	N/S	<b>VANDENPLAS</b>				
<b>XJL</b>					<b>V8 4.2L 4196cc</b>				
V8 5.0L 5000cc		B	N/S	N/S			B	3481	23481
V8 5.0L 5000cc Super Charged		C	N/S	N/S	<b>XJ8</b>				
<b>XK</b>					<b>V8 4.2L 4196cc</b>				
V8 5.0L 5000cc		B	N/S	N/S			B	3481	23481
<b>XKR</b>					<b>XJR</b>				
V8 5.0L 5000cc Super Charged		C	N/S	N/S	V8 4.2L 4196cc Super Charged		C	3481	23481

See pages 13-16 for footnotes.

*Italicized Part Numbers May Not Be Available.*  
 Las piezas con números en *italicas* pueden no estar disponibles.  
 Les numéros de pièce en *italiques* peuvent ne pas être disponibles.

P  
a  
s  
s  
C  
a  
r  
L  
i  
g  
h  
t  
T  
r  
u  
c  
k  
F  
u  
e  
l  
F  
i  
l  
t  
e  
r  
s



Year/Año/Année Model/Modelo/Modèle Engine/Motor/Moteur	Eng. Code Código de motor Code moteur	VIN NIV NIV	GOLD Fuel Combustible Carburant	ProSelect Fuel Combustible Carburant	Year/Año/Année Model/Modelo/Modèle Engine/Motor/Moteur	Eng. Code Código de motor Code moteur	VIN NIV NIV	GOLD Fuel Combustible Carburant	ProSelect Fuel Combustible Carburant
--	---	-------------------	--	---	--	---	-------------------	--	---

JAGUAR (Cont'd/Suite)

JAGUAR (Cont'd/Suite)

**2007** (Cont'd/Suite)

**2004** (Cont'd/Suite)

**XK**  
V8 4.2L 4196cc

		B	N/A	N/A
--	--	---	-----	-----

**XKR**  
V8 4.2L 4196cc Super Charged

		C	N/A	N/A
--	--	---	-----	-----

**X-TYPE**  
V6 3.0L 2967cc

		X,V	3078	N/A
--	--	-----	------	-----

**VANDENPLAS**  
V8 4.2L 4196cc

		C	3481	23481
--	--	---	------	-------

**XJ8**  
V8 4.2L 4196cc

			3481	23481
--	--	--	------	-------

**XJR**  
V8 4.2L 4196cc Super Charged

		B	3481	23481
--	--	---	------	-------

**2006**

**S-TYPE**  
V6 3.0L 183 CID  
V8 4.2L 4196cc

		A	3595 <sup>447</sup>	23595 <sup>447</sup>
		B	3595 <sup>447</sup>	23595 <sup>447</sup>

**S-TYPE R**  
V8 4.2L 4196cc Super Charged

		C	3595 <sup>447</sup>	23595 <sup>447</sup>
--	--	---	---------------------	----------------------

**SUPER V8**  
V8 4.2L 4196cc Super Charged

		C	3595 <sup>447</sup>	23595 <sup>447</sup>
--	--	---	---------------------	----------------------

**XK8**  
V8 4.2L 4196cc

			3481	23481
--	--	--	------	-------

**XKR**  
V8 4.2L 4196cc Super Charged

		B	3481	23481
--	--	---	------	-------

**X-TYPE**  
V6 2.5L 2495cc  
V6 3.0L 2967cc

		D	3078	N/A
		C	3078	N/A

**2003**

**VANDENPLAS**  
V8 4.2L 4196cc

		B	3481	23481
--	--	---	------	-------

**XJ8**  
V8 4.2L 4196cc

		B	3481	23481
--	--	---	------	-------

**XJR**  
V8 4.2L 4196cc Super Charged

		C	3481	23481
--	--	---	------	-------

**XK8**  
V8 4.2L 4196cc

		X,V	3481	23481
--	--	-----	------	-------

**XKR**  
V8 4.2L 4196cc Super Charged

		B	3481	23481
--	--	---	------	-------

**X-TYPE**  
V6 3.0L 2967cc

		X,V	3078	N/A
--	--	-----	------	-----

**S-TYPE**  
V6 3.0L 183 CID  
V8 4.2L 4196cc

		T	3595 <sup>447</sup>	23595 <sup>447</sup>
		U,V	3595 <sup>447</sup>	23595 <sup>447</sup>

**S-TYPE R**  
V8 4.2L 4196cc Super Charged

			3595 <sup>447</sup>	23595 <sup>447</sup>
--	--	--	---------------------	----------------------

**VANDENPLAS**  
V8 4.0L 3996cc 244 CID  
V8 4.0L 3996cc 244 CID Super Charged

		C	3481	23481
		B	3481	23481

**2002**

**XJ8**  
V8 4.0L 3996cc

		AJV8	C	3481	23481
--	--	------	---	------	-------

**XJR**  
V8 4.0L 3996cc 244 CID Super Charged

		B	3481	23481
--	--	---	------	-------

**XK8**  
V8 4.2L 4196cc

		C	3481	23481
--	--	---	------	-------

**XKR**  
V8 4.2L 4196cc Super Charged

		B	3481	23481
--	--	---	------	-------

**X-TYPE**  
V6 2.5L 2495cc  
V6 3.0L 2967cc

		D	3078	N/A
		C	3078	N/A

**XJ8**  
V8 4.0L 3996cc

		AJV8	C	3481	23481
--	--	------	---	------	-------

**XJR**  
V8 4.0L 3996cc 244 CID Super Charged

		B	3481	23481
--	--	---	------	-------

**XK8**  
V8 4.2L 4196cc

		C	3481	23481
--	--	---	------	-------

**XKR**  
V8 4.2L 4196cc Super Charged

		B	3481	23481
--	--	---	------	-------

**X-TYPE**  
V6 2.5L 2495cc  
V6 3.0L 2967cc

		D	3078	N/A
		C	3078	N/A

**2002**

**S-TYPE**  
V6 3.0L 183 CID  
V8 4.2L 4196cc

		T	3595 <sup>447</sup>	23595 <sup>447</sup>
		U	3595 <sup>447</sup>	23595 <sup>447</sup>

**S-TYPE R**  
V8 4.2L 4196cc Super Charged

		V	3595 <sup>447</sup>	23595 <sup>447</sup>
--	--	---	---------------------	----------------------

**S-TYPE**  
V6 3.0L 183 CID  
V8 4.0L 3996cc

		F	3595 <sup>447</sup>	23595 <sup>447</sup>
		G	3595 <sup>447</sup>	23595 <sup>447</sup>

**VANDENPLAS**  
V8 4.0L 3996cc  
V8 4.0L 3996cc 244 CID Super Charged

		AJV8	C	3481	23481
		B	3481	23481	

**XJ8**  
V8 4.0L 3996cc

		AJV8	C	3481	23481
--	--	------	---	------	-------

**XJR**  
V8 4.0L 3996cc 244 CID Super Charged

		B	3481	23481
--	--	---	------	-------

**XK8**  
V8 4.0L 3996cc

		AJV8	C	3481	23481
--	--	------	---	------	-------

**XKR**  
V8 4.0L 3996cc 244 CID Super Charged

		B	3481	23481
--	--	---	------	-------

**X-TYPE**  
V6 2.5L 2495cc  
V6 3.0L 2967cc

		D	3078	N/A
		C	3078	N/A

See pages 13-16 for footnotes.



Pass Car Light Truck Fuel Filter Section

JAGUAR 2001 — JEEP 2021

Year/Año/Année Model/Modelo/Modèle Engine/Motor/Moteur	Eng. Code Código de motor Code moteur	VIN NIV NIV	GOLD Fuel Combustible Carburant	ProSelect Fuel Combustible Carburant	Year/Año/Année Model/Modelo/Modèle Engine/Motor/Moteur	Eng. Code Código de motor Code moteur	VIN NIV NIV	GOLD Fuel Combustible Carburant	ProSelect Fuel Combustible Carburant
<b>JAGUAR (Cont'd/Suite)</b>					<b>JEEP (Cont'd/Suite)</b>				
<b>2001</b>					<b>2022</b>				
<b>S-TYPE</b>					<b>CHEROKEE</b>				
V6 3.0L 183 CID		F	3595 <sup>447</sup>	23595 <sup>447</sup>	L4 2.0L 2000CC 122CID Turbo			N/S	N/S
V8 4.0L 3996cc	AJV8	G	3481	23481	L4 2.4L 2360cc 144 CID	ED6		N/S	N/S
<b>VANDENPLAS</b>					<b>COMPASS</b>				
V8 4.0L 3996cc	AJV8	C	3481	23481	L4 2.4L 2360cc 144 CID	ED3	B	N/S	N/S
V8 4.0L 3996cc 244 CID Super Charged		B	3481	23481	<b>GLADIATOR</b>				
<b>XJ8</b>					V6 3.0L 3000CC 183CID Turbo Diesel				
V8 4.0L 3996cc	AJV8	C	3481	23481	V6 3.6L 3604cc 220 CID Flex	ERB		N/S	N/S
<b>XJR</b>					<b>GRAND CHEROKEE</b>				
V8 4.0L 3996cc 244 CID Super Charged		8	3481	23481	L4 2.0L 2000CC 122CID Turbo			N/S	N/S
<b>XK8</b>					V6 3.6L 3600CC 220CID				
V8 4.0L 3996cc	AJV8	C	3481	23481	V8 5.7L 345 CID			N/S	N/S
<b>XKR</b>					<b>Grand Cherokee L</b>				
V8 4.0L 3996cc 244 CID Super Charged		8	3481	23481	V6 3.6L 3600CC 220CID			N/S	N/S
<b>X-TYPE</b>					V8 5.7L 345 CID				
V6 2.5L 2495cc (Mex.)		D	3078	N/A	<b>GRAND WAGONEER</b>				
<b>JEEP</b>					V8 6.4L 6424cc 392 CID				
<b>2023</b>					<b>RENEGADE</b>				
<b>CHEROKEE</b>					L4 1.3L 1300CC 79CID Turbo				
L4 2.0L 2000CC 122CID Turbo			N/S	N/S	<b>WAGONEER</b>				
L4 2.4L 2360cc 144 CID	ED6		N/S	N/S	V8 5.7L 345 CID			N/S	N/S
V6 3.2L 3239cc 198 CID	EHB		N/S	N/S	<b>WRANGLER</b>				
<b>COMPASS</b>					L4 2.0L 2000CC 122CID Turbo				
L4 2.4L 2360cc 144 CID	ED3	B	N/S	N/S	V6 3.0L 3000CC 183CID Turbo Diesel	A630		N/S	N/S
<b>GLADIATOR</b>					V6 3.6L 3600CC 220CID				
V6 3.0L 3000CC 183CID Turbo Diesel			N/S	N/S	<b>WRANGLER 392</b>				
V6 3.6L 3604cc 220 CID Flex	ERB		N/S	N/S	V8 6.4L 6424cc 392 CID	ESG		N/S	N/S
<b>GRAND CHEROKEE</b>					<b>WRANGLER 4Xe</b>				
L4 2.0L 2000CC 122CID Turbo			N/S	N/S	L4 2.0L 2000CC 122CID Turbo			N/S	N/S
V6 3.6L 3600CC 220CID			N/S	N/S	<b>2021</b>				
V8 5.7L 345 CID			N/S	N/S	<b>CHEROKEE</b>				
<b>Grand Cherokee L</b>					L4 2.0L 2000CC 122CID Turbo				
V6 3.6L 3600CC 220CID			N/S	N/S	L4 2.4L 2360cc 144 CID	ED6		N/S	N/S
V8 5.7L 345 CID			N/S	N/S	V6 3.2L 3239cc 198 CID	EHB		N/S	N/S
<b>GRAND WAGONEER</b>					<b>COMPASS</b>				
L6 3.0L 2993CC 183CID Turbo			N/S	N/S	L4 2.4L 2360cc 144 CID	ED3	B	N/S	N/S
V8 6.4L 6424cc 392 CID	ESG		N/S	N/S	<b>GLADIATOR</b>				
<b>WAGONEER</b>					V6 3.0L 3000CC 183CID Turbo Diesel				
L6 3.0L 2993CC 183CID Turbo			N/S	N/S	V6 3.6L 3604cc 220 CID Flex	ERB		N/S	N/S
V8 5.7L 345 CID			N/S	N/S	<b>GRAND CHEROKEE</b>				
<b>WAGONEER L</b>					V6 3.6L 3604cc 220 CID Flex				
L6 3.0L 2993CC 183CID Turbo			N/S	N/S	V8 5.7L 345 CID	EZH		N/S	N/S
<b>WRANGLER</b>					V8 6.4L 6424cc 392 CID				
L4 2.0L 2000CC 122CID Turbo			N/S	N/S	V6 3.0L 3000CC 183CID Turbo Diesel	A630		N/A	N/A
V6 3.0L 3000CC 183CID Turbo Diesel			N/A	N/A	V6 3.6L 3600CC 220CID			N/S	N/S
			300579	N/A	<b>WRANGLER 392</b>				
V6 3.6L 3600CC 220CID			N/S	N/S	V8 6.4L 6424cc 392 CID	ESG		N/S	N/S
<b>WRANGLER 392</b>					<b>WRANGLER 4Xe</b>				
V8 6.4L 6424cc 392 CID	ESG		N/S	N/S	L4 2.0L 2000CC 122CID Turbo			N/S	N/S
<b>WRANGLER 4Xe</b>					<b>RENEGADE</b>				
L4 2.0L 2000CC 122CID Turbo			N/S	N/S	L4 1.3L 1300CC 79CID Turbo			N/S	N/S
			N/S	N/S	L4 2.4L 2360cc 144 CID			N/S	N/S

See pages 13-16 for footnotes.

*Italicized Part Numbers May Not Be Available.*  
 Las piezas con números en *italicas* pueden no estar disponibles.  
 Les numéros de pièce en *italiques* peuvent ne pas être disponibles.

P  
a  
s  
s  
C  
a  
r  
L  
i  
g  
h  
t  
T  
r  
u  
c  
k  
F  
u  
e  
l  
F  
i  
l  
t  
e  
r  
s



JEEP 2021-2016

Pass Car Light Truck Fuel Filter Section

Year/Año/Année Model/Modelo/Modelé Engine/Motor/Moteur	Eng. Code Código de motor Code moteur	VIN NIV NIV	GOLD Fuel Combustible Carburant	ProSelect Fuel Combustible Carburant	Year/Año/Année Model/Modelo/Modelé Engine/Motor/Moteur	Eng. Code Código de motor Code moteur	VIN NIV NIV	GOLD Fuel Combustible Carburant	ProSelect Fuel Combustible Carburant
<b>JEEP (Cont'd/Suite)</b>					<b>JEEP (Cont'd/Suite)</b>				
<b>2021 (Cont'd/Suite)</b>					<b>2018</b>				
<b>WRANGLER 392</b>					<b>CHEROKEE</b>				
V8 6.4L 6424cc 392 CID	ESG		N/S	N/S	L4 2.4L 2360cc 144 CID	ED6		N/S	N/S
<b>WRANGLER JL</b>					V6 3.2L 3239cc 198 CID				
L4 2.0L 2000CC 122CID Turbo			N/S	N/S	<b>COMPASS</b>				
V6 3.0L 3000CC 183CID Turbo Diesel	A630		N/A 300579	N/A	L4 2.4L 2360cc 144 CID	ED3	B	N/S	N/S
V6 3.6L 3600CC 220CID			N/S	N/S	<b>GRAND CHEROKEE</b>				
<b>2020</b>					V6 3.0L 2987cc 182 CID Turbo Diesel				
<b>CHEROKEE</b>					V6 3.6L 3604cc 220 CID Flex				
L4 2.0L 2000CC 122CID Turbo			N/S	N/S	V8 5.7L 345 CID	EZH		N/S	N/S
L4 2.4L 2360cc 144 CID	ED6		N/S	N/S	V8 6.4L 6424cc 392 CID	ESG		N/S	N/S
V6 3.2L 3239cc 198 CID	EHB		N/S	N/S	<b>GRAND CHEROKEE TRACKHAWK</b>				
<b>COMPASS</b>					V8 6.2L 6200CC 378CID Super Charged				
L4 2.4L 2360cc 144 CID	ED3	B	N/S	N/S	<b>RENEGADE</b>				
<b>GLADIATOR</b>					L4 1.4L 1368cc 83 CID Turbo				
V6 3.6L 3604cc 220 CID Flex	ERB		N/S	N/S	L4 2.4L 2360cc 144 CID			N/S	N/S
<b>GRAND CHEROKEE</b>					<b>WRANGLER JK</b>				
V6 3.6L 3604cc 220 CID Flex	ERB		N/S	N/S	V6 3.6L 3600CC 220CID			N/S	N/S
V8 5.7L 345 CID	EZH		N/S	N/S	<b>WRANGLER JL</b>				
V8 6.4L 6424cc 392 CID	ESG		N/S	N/S	L4 2.0L 2000CC 122CID Turbo			N/S	N/S
<b>GRAND CHEROKEE TRACKHAWK</b>					V6 3.6L 3600CC 220CID				
V8 6.2L 6200CC 378CID Super Charged	ESD		N/S	N/S	<b>2017</b>				
<b>RENEGADE</b>					<b>CHEROKEE</b>				
L4 1.3L 1300CC 79CID Turbo			N/S	N/S	L4 2.4L 2360cc 144 CID	ED6	B	N/S	N/S
L4 2.4L 2360cc 144 CID			N/S	N/S	V6 3.2L 3239cc 198 CID	EHB	S	N/S	N/S
<b>WRANGLER JL</b>					<b>COMPASS</b>				
L4 2.0L 2000CC 122CID Turbo			N/S	N/S	L4 2.0L 1998cc 122 CID	ECN	A	N/S	N/S
V6 3.0L 3000CC 183CID Turbo Diesel	A630		N/A 300579	N/A	L4 2.4L 2360cc 144 CID	ED3	B	N/S	N/S
V6 3.6L 3600CC 220CID			N/S	N/S	<b>GRAND CHEROKEE</b>				
<b>2019</b>					V6 3.0L 2987cc 182 CID Turbo Diesel				
<b>CHEROKEE</b>					V6 3.6L 3604cc 220 CID Flex				
L4 2.0L 2000CC 122CID Turbo			N/S	N/S	V8 5.7L 345 CID	EZH	T	N/S	N/S
L4 2.4L 2360cc 144 CID	ED6		N/S	N/S	V8 6.4L 6424cc 392 CID	ESG	J	N/S	N/S
V6 3.2L 3239cc 198 CID	EHB		N/S	N/S	<b>PATRIOT</b>				
<b>COMPASS</b>					L4 2.0L 1998cc 122 CID				
L4 2.4L 2360cc 144 CID	ED3	B	N/S	N/S	L4 2.4L 2360cc 144 CID	ED3	B	N/S	N/S
<b>GRAND CHEROKEE</b>					<b>RENEGADE</b>				
V6 3.0L 2987cc 182 CID Turbo Diesel	EXF		300165(2)	N/A	L4 1.4L 1368cc 83 CID Turbo			N/S	N/S
V6 3.6L 3604cc 220 CID Flex	ERB		N/S	N/S	L4 2.4L 2360cc 144 CID			N/S	N/S
V8 5.7L 345 CID	EZH		N/S	N/S	<b>WRANGLER</b>				
V8 6.4L 6424cc 392 CID	ESG		N/S	N/S	V6 3.6L 3600CC 220CID		G	N/S	N/S
<b>GRAND CHEROKEE TRACKHAWK</b>					<b>2016</b>				
V8 6.2L 6200CC 378CID Super Charged	ESD		N/S	N/S	<b>CHEROKEE</b>				
<b>RENEGADE</b>					L4 2.4L 2360cc 144 CID				
L4 1.3L 1300CC 79CID Turbo			N/S	N/S	V6 3.2L 3239cc 198 CID	EHB	S	N/S	N/S
L4 2.4L 2360cc 144 CID			N/S	N/S	<b>COMPASS</b>				
<b>WRANGLER JL</b>					L4 2.0L 1998cc 122 CID				
L4 2.0L 2000CC 122CID Turbo			N/S	N/S	L4 2.4L 2360cc 144 CID	ED3	B	N/S	N/S
V6 3.6L 3600CC 220CID			N/S	N/S	<b>GRAND CHEROKEE</b>				
<b>2016</b>					V6 3.0L 2987cc 182 CID Turbo Diesel				
<b>CHEROKEE</b>					V6 3.6L 3604cc 220 CID Flex				
L4 2.4L 2360cc 144 CID	ED6	B	N/S	N/S	V8 5.7L 345 CID	EZH	T	N/S	N/S
V6 3.2L 3239cc 198 CID	EHB	S	N/S	N/S	V8 6.4L 6424cc 392 CID	ESG	J	N/S	N/S
<b>COMPASS</b>					<b>GRAND CHEROKEE</b>				
L4 2.0L 1998cc 122 CID	ECN	A	N/S	N/S	V6 3.0L 2987cc 182 CID Turbo Diesel	EXF	M	300165(2)	N/A
L4 2.4L 2360cc 144 CID	ED3	B	N/S	N/S	V6 3.6L 3604cc 220 CID Flex	ERB		N/S	N/S
<b>GRAND CHEROKEE</b>					V8 5.7L 345 CID				
V6 3.0L 2987cc 182 CID Turbo Diesel	EXF	M	300165(2)	N/A	V8 6.4L 6424cc 392 CID	ESG	J	N/S	N/S
V6 3.6L 3604cc 220 CID Flex	ERB		N/S	N/S					
V8 5.7L 345 CID	EZH	T	N/S	N/S					
V8 6.4L 6424cc 392 CID	ESG	J	N/S	N/S					

See pages 13-16 for footnotes.

*Italicized Part Numbers May Not Be Available.*  
 Las piezas con números en *italicas* pueden no estar disponibles.  
 Les numéros de pièce en *italiques* peuvent ne pas être disponibles.



Pass Car Light Truck Fuel Filter Section

JEEP 2016-2010

Year/Año/Année Model/Modelo/Modèle Engine/Motor/Moteur	Eng. Code Código de motor Code moteur	VIN NIV NIV	GOLD Fuel Combustible Carburant	ProSelect Fuel Combustible Carburant	Year/Año/Année Model/Modelo/Modèle Engine/Motor/Moteur	Eng. Code Código de motor Code moteur	VIN NIV NIV	GOLD Fuel Combustible Carburant	ProSelect Fuel Combustible Carburant
<b>JEEP (Cont'd/Suite)</b>					<b>JEEP (Cont'd/Suite)</b>				
<b>2016 (Cont'd/Suite)</b>					<b>2013 (Cont'd/Suite)</b>				
<b>PATRIOT</b>					<b>LIBERTY</b>				
L4 2.0L 1998cc 122 CID	ECN	A	N/S	N/S	V6 3.7L 226 CID (Mex.)	EKG	K	N/S	N/S
L4 2.4L 2360cc 144 CID	ED3	B	N/S	N/S	<b>PATRIOT</b>				
<b>RENEGADE</b>					L4 2.0L 1998cc 122 CID				
L4 1.4L 1368cc 83 CID Turbo			N/S	N/S	L4 2.4L 2360cc 144 CID	ED3	B	N/S	N/S
L4 2.4L 2360cc 144 CID			N/S	N/S	<b>WRANGLER</b>				
<b>WRANGLER</b>					V6 3.6L 3600CC 220CID				
V6 3.6L 3600CC 220CID		G	N/S	N/S	<b>2012</b>				
<b>2015</b>					<b>COMPASS</b>				
<b>CHEROKEE</b>					L4 2.0L 1998cc 122 CID				
L4 2.4L 2360cc 144 CID	ED6	B	N/S	N/S	L4 2.4L 2360cc 144 CID	ED3	B	N/S	N/S
V6 3.2L 3239cc 198 CID	EHB	S	N/S	N/S	<b>GRAND CHEROKEE</b>				
<b>COMPASS</b>					V6 3.6L 3604cc 220 CID Flex				
L4 2.0L 1998cc 122 CID	ECN	A	N/S	N/S	V8 5.7L 345 CID	EZH	T	N/S	N/S
L4 2.4L 2360cc 144 CID	ED3	B	N/S	N/S	V8 6.4L 6424cc 392 CID	ESG	J	N/S	N/S
<b>GRAND CHEROKEE</b>					<b>LIBERTY</b>				
V6 3.0L 2987cc 182 CID Turbo Diesel	EXF	M	300165(2)	N/A	V6 3.7L 226 CID	EKG	K	N/S	N/S
V6 3.6L 3604cc 220 CID Flex	ERB		N/S	N/S	<b>PATRIOT</b>				
V8 5.7L 345 CID	EZH	T	N/S	N/S	L4 2.0L 1998cc 122 CID	ECN	A	N/S	N/S
V8 6.4L 6424cc 392 CID	ESG	J	N/S	N/S	L4 2.4L 2360cc 144 CID	ED3	B	N/S	N/S
<b>PATRIOT</b>					<b>WRANGLER</b>				
L4 2.0L 1998cc 122 CID	ECN	A	N/S	N/S	V6 3.6L 3600CC 220CID		G	N/S	N/S
L4 2.4L 2360cc 144 CID	ED3	B	N/S	N/S	<b>2011</b>				
<b>RENEGADE</b>					<b>COMPASS</b>				
L4 1.4L 1368cc 83 CID Turbo			N/S	N/S	L4 2.0L 1998cc 122 CID	ECN	A	N/S	N/S
L4 2.4L 2360cc 144 CID			N/S	N/S	L4 2.4L 2360cc 144 CID	ED3	B	N/S	N/S
<b>WRANGLER</b>					<b>GRAND CHEROKEE</b>				
V6 3.6L 3600CC 220CID		G	N/S	N/S	V6 3.6L 3604cc 220 CID Flex	ERB	G	N/S	N/S
<b>2014</b>					V8 5.7L 345 CID				
<b>CHEROKEE</b>					V8 6.4L 6424cc 392 CID				
L4 2.4L 2360cc 144 CID	ED6	B	N/S	N/S	<b>LIBERTY</b>				
V6 3.2L 3239cc 198 CID	EHB	S	N/S	N/S	V6 3.7L 226 CID	EKG	K	N/S	N/S
<b>COMPASS</b>					<b>PATRIOT</b>				
L4 2.0L 1998cc 122 CID	ECN	A	N/S	N/S	L4 2.0L 1998cc 122 CID	ECN	A	N/S	N/S
L4 2.4L 2360cc 144 CID	ED3	B	N/S	N/S	L4 2.4L 2360cc 144 CID	ED3	B	N/S	N/S
<b>GRAND CHEROKEE</b>					<b>WRANGLER</b>				
V6 3.0L 2987cc 182 CID Turbo Diesel	EXF	M	300165(2)	N/A	V6 3.8L 3778cc 231 CID	EGT	1	N/S	N/S
V6 3.6L 3604cc 220 CID Flex	ERB		N/S	N/S	<b>2010</b>				
V8 5.7L 345 CID	EZH	T	N/S	N/S	<b>COMMANDER</b>				
V8 6.4L 6424cc 392 CID	ESG	J	N/S	N/S	V6 3.7L 226 CID	EKG	K	N/S	N/S
<b>PATRIOT</b>					V8 5.7L 345 CID				
L4 2.0L 1998cc 122 CID	ECN	A	N/S	N/S	<b>COMPASS</b>				
L4 2.4L 2360cc 144 CID	ED3	B	N/S	N/S	L4 2.0L 1998cc 122 CID	ECN	A	N/S	N/S
<b>WRANGLER</b>					L4 2.4L 2360cc 144 CID				
V6 3.6L 3600CC 220CID		G	N/S	N/S	L4 2.4L 2360cc 144 CID	ED3	B	N/S	N/S
<b>2013</b>					<b>GRAND CHEROKEE</b>				
<b>COMPASS</b>					V6 3.0L 2985CC 182CID (Mex.)				
L4 2.0L 1998cc 122 CID	ECN	A	N/S	N/S	V6 3.7L 226 CID	EKG	K	N/S	N/S
L4 2.4L 2360cc 144 CID	ED3	B	N/S	N/S	V8 4.7L 287CID (Mex.)			N/S	N/S
<b>GRAND CHEROKEE</b>					V8 5.7L 345 CID				
V6 3.6L 3604cc 220 CID Flex	ERB	G	N/S	N/S	V8 6.1L 6059cc 372 CID	ESF	W	N/S	N/S
V8 5.7L 345 CID	EZH	T	N/S	N/S	<b>LIBERTY</b>				
V8 6.4L 6424cc 392 CID	ESG	J	N/S	N/S	V6 3.7L 226 CID	EKG	K	N/S	N/S
<b>PATRIOT</b>					<b>PATRIOT</b>				
L4 2.0L 1998cc 122 CID	ECN	A	N/S	N/S	L4 2.0L 1998cc 122 CID	ECN	A	N/S	N/S

See pages 13-16 for footnotes.

*Italicized Part Numbers May Not Be Available.*  
 Las piezas con números en *italicas* pueden no estar disponibles.  
 Les numéros de pièce en *italiques* peuvent ne pas être disponibles.

P  
a  
s  
s  
C  
a  
r  
L  
i  
g  
h  
t  
T  
r  
u  
c  
k  
F  
u  
e  
l  
F  
i  
l  
t  
e  
r  
s





Year/Año/Année Model/Modelo/Modèle Engine/Motor/Moteur	Eng. Code Código de motor Code moteur	VIN NIV NIV	GOLD Fuel Combustible Carburant	ProSelect Fuel Combustible Carburant	Year/Año/Année Model/Modelo/Modèle Engine/Motor/Moteur	Eng. Code Código de motor Code moteur	VIN NIV NIV	GOLD Fuel Combustible Carburant	ProSelect Fuel Combustible Carburant
--	---	-------------------	--	---	--	---	-------------------	--	---

JEEP (Cont'd/Suite)

JEEP (Cont'd/Suite)

**2010** (Cont'd/Suite)

**2007** (Cont'd/Suite)

**PATRIOT (Cont'd/Suite)**

**COMMANDER (Cont'd/Suite)**

L4 2.4L 2360cc 144 CID	ED3	B	N/S	N/S
<b>WRANGLER</b>				
V6 3.8L 3778cc 231 CID	EGT	1	N/S	N/S

V8 4.7L 287 CID	EVA	N	N/S	N/S
V8 4.7L 287 CID Flex	EVD	P	N/S	N/S
V8 5.7L 345 CID	EZB	2	N/S	N/S

**2009**

**COMMANDER**

**COMPASS**

V6 3.7L 226 CID	EKG	K	N/S	N/S
V8 4.7L 287 CID		N	N/S	N/S
V8 4.7L 287 CID Flex	EVE	P	N/S	N/S
V8 5.7L 345 CID	EZD	T	N/S	N/S
	EZH		N/S	N/S

L4 2.0L 1998cc 122 CID	ECN	0	N/S	N/S
L4 2.4L 2360cc 144 CID	ED3	W	N/S	N/S

**GRAND CHEROKEE**

**COMPASS**

V6 3.0L 2985cc 182 CID Turbo Diesel	EXL	M	3934	23934
V6 3.7L 226 CID	EKG	K	N/S	N/S
V8 4.7L 287 CID	EVA	N	N/S	N/S
V8 4.7L 287 CID Flex	EVD	P	N/S	N/S
V8 5.7L 345 CID	EZB	2	N/S	N/S
V8 6.1L 6059cc 372 CID	ESF	3	N/S	N/S

**GRAND CHEROKEE**

**LIBERTY**

L4 2.0L 1998cc 122 CID	ECN	A	N/S	N/S
L4 2.4L 2360cc 144 CID	ED3	B	N/S	N/S

V6 3.7L 226 CID	EKG	K	N/S	N/S
-----------------	-----	---	-----	-----

**GRAND CHEROKEE**

**PATRIOT**

V6 3.0L 2985cc 182 CID Turbo Diesel	EXL	M	3934	23934
V6 3.7L 226 CID	EKG	K	N/S	N/S
V8 4.7L 287 CID Flex	EVE	P	N/S	N/S
V8 5.7L 345 CID	EZD	T	N/S	N/S
	EZH	T	N/S	N/S
V8 6.1L 6059cc 372 CID	ESF	W	N/S	N/S

L4 2.0L 1998cc 122 CID	ECN	0	N/S	N/S
L4 2.4L 2360cc 144 CID	ED3	W	N/S	N/S

**WRANGLER**

**LIBERTY**

V6 3.8L 3778cc 231 CID	EGT	1	N/S	N/S
------------------------	-----	---	-----	-----

**2006**

**COMMANDER**

V6 3.7L 226 CID	EKG	K	N/S	N/S
V8 4.7L 287 CID		N	N/S	N/S
V8 5.7L 345 CID		2	N/S	N/S

V6 3.7L 226 CID	EKG	K	N/S	N/S
V8 4.7L 287 CID		N	N/S	N/S
V8 5.7L 345 CID		2	N/S	N/S
V8 6.1L 6059cc 372 CID		3	N/S	N/S

**GRAND CHEROKEE**

**WRANGLER**

V6 3.8L 3778cc 231 CID	EGT	1	N/S	N/S
------------------------	-----	---	-----	-----

V6 3.7L 226 CID	EKG	K	N/S	N/S
V8 4.7L 287 CID		N	N/S	N/S
V8 5.7L 345 CID		2	N/S	N/S
V8 6.1L 6059cc 372 CID		3	N/S	N/S

**LIBERTY**

**2008**

**COMMANDER**

L4 2.8L 2768cc 171 CID Turbo Diesel		5	3647	N/A
V6 3.7L 226 CID	EKG	K	N/S	N/S

V6 3.7L 226 CID	EKG	K	N/S	N/S
V8 4.7L 287 CID		N	N/S	N/S
V8 4.7L 287 CID Flex	EVE	N	N/S	N/S
V8 5.7L 345 CID	EZB	2	N/S	N/S

**COMPASS**

**TJ**

L4 2.0L 1998cc 122 CID	ECN	0	N/S	N/S
L4 2.4L 2360cc 144 CID	ED3	W	N/S	N/S

L4 2.4L 148 CID		1	N/S	N/S
L6 4.0L 242 CID		S	N/S	N/S

**WRANGLER**

**GRAND CHEROKEE**

L4 2.4L 148 CID		1	N/S	N/S
L6 4.0L 242 CID		S	N/S	N/S

**2005**

**GRAND CHEROKEE**

V6 3.0L 2985cc 182 CID Turbo Diesel	EXL	M	3934	23934
V6 3.7L 226 CID	EKG	K	N/S	N/S
V8 4.7L 287 CID		N	N/S	N/S
V8 4.7L 287 CID Flex	EVE	N	N/S	N/S
V8 5.7L 345 CID	EZB	2	N/S	N/S
V8 6.1L 6059cc 372 CID	ESF	3	N/S	N/S

V6 3.7L 226 CID	EKG	K	N/S	N/S
V8 4.7L 287 CID		N	N/S	N/S
V8 5.7L 345 CID		2	N/S	N/S

**LIBERTY**

V6 3.7L 226 CID	EKG	K	N/S	N/S
<b>PATRIOT</b>				
L4 2.0L 1998cc 122 CID	ECN	0	N/S	N/S
L4 2.4L 2360cc 144 CID	ED3	W	N/S	N/S

L4 2.4L 148 CID		1	N/S	N/S
L4 2.8L 2768cc 171 CID Turbo Diesel		5	3647	N/A
V6 3.7L 226 CID	EKG	K	N/S	N/S

**TJ**

V6 3.8L 3778cc 231 CID	EGT	1	N/S	N/S
------------------------	-----	---	-----	-----

L4 2.4L 148 CID		1	N/S	N/S
L6 4.0L 242 CID		S	N/S	N/S

**WRANGLER**

**2007**

**COMMANDER**

V6 3.7L 226 CID	EKG	K	N/S	N/S
-----------------	-----	---	-----	-----

L4 2.4L 148 CID		1	N/S	N/S
-----------------	--	---	-----	-----

See pages 13-16 for footnotes.



Pass Car Light Truck Fuel Filter Section

JEEP 2005 — KIA 2022

Year/Año/Année Model/Modelo/Modèle Engine/Motor/Moteur	Eng. Code Código de motor Code moteur	VIN NIV NIV	GOLD Fuel Combustible Carburant	ProSelect Fuel Combustible Carburant	Year/Año/Année Model/Modelo/Modèle Engine/Motor/Moteur	Eng. Code Código de motor Code moteur	VIN NIV NIV	GOLD Fuel Combustible Carburant	ProSelect Fuel Combustible Carburant
<b>JEEP (Cont'd/Suite)</b>					<b>JEEP (Cont'd/Suite)</b>				
<b>2005 (Cont'd/Suite)</b>					<b>2001 (Cont'd/Suite)</b>				
<b>WRANGLER (Cont'd/Suite)</b>					<b>WRANGLER</b>				
L6 4.0L 242 CID		S	N/S	N/S	L4 2.5L 150 CID		P	N/S	N/S
<b>2004</b>					L6 4.0L 242 CID		S	N/S	N/S
<b>GRAND CHEROKEE</b>					<b>KIA</b>				
L6 4.0L 242 CID		S	3750	23750	<b>2023</b>				
V8 4.7L 287 CID		J	3750	23750	<b>Carnival</b>				
		N	3750	23750	V6 3.5L 3500CC 214CID				
<b>LIBERTY</b>					FORTE				
L4 2.4L 148 CID		1	N/S	N/S	L4 2.0L 1999cc 122 CID				
V6 3.7L 226 CID	EKG	K	N/S	N/S	FORTE 5				
<b>TJ</b>					L4 1.6L 1591CC 97CID Turbo				
L4 2.4L 148 CID		1	N/S	N/S	L4 2.0L 1999CC 122CID				
L6 4.0L 242 CID		S	N/S	N/S	<b>FORTE GT</b>				
<b>WRANGLER</b>					L4 1.6L 1600CC 98CID Turbo				
L4 2.4L 148 CID		1	N/S	N/S	<b>K5</b>				
L6 4.0L 242 CID		S	N/S	N/S	L4 1.6L 1600CC 98CID Turbo				
<b>2003</b>					L4 2.5L 2497CC 153CID Turbo				
<b>GRAND CHEROKEE</b>					<b>NIRO</b>				
L6 4.0L 242 CID		S	3750	23750	ELECTRIC Electric				
V8 4.7L 287 CID		J	3750	23750	L4 1.6L Electric/Gas				
		N	3750	23750	<b>RIO</b>				
<b>LIBERTY</b>					L4 1.6L 1600CC 98CID				
L4 2.4L 148 CID		1	N/A	N/A	<b>RIO 5</b>				
V6 3.7L 226 CID	EKG	K	N/A	N/A	L4 1.6L 1600CC 98CID				
<b>TJ</b>					<b>SELTOS</b>				
L4 2.4L 148 CID		1	N/S	N/S	L4 1.6L 1600CC 98CID Turbo				
L6 4.0L 242 CID		S	N/S	N/S	L4 2.0L 1999CC 122CID				
<b>WRANGLER</b>					<b>SORENTO</b>				
L4 2.4L 148 CID		1	N/S	N/S	L4 2.5L 2497CC 152CID				
L6 4.0L 242 CID		S	N/S	N/S	L4 2.5L 2497CC 153CID Turbo				
<b>2002</b>					<b>SORENTO Hybrid</b>				
<b>GRAND CHEROKEE</b>					L4 1.6L 1600CC 98CID Turbo				
L6 4.0L 242 CID		S	3750	23750	<b>SOUL</b>				
V8 4.7L 287 CID		J	3750	23750	L4 2.0L 1999cc 122 CID				
		N	3750	23750	<b>SPORTAGE</b>				
<b>LIBERTY</b>					L4 2.5L 2497CC 152CID				
L4 2.4L 148 CID		1	N/A	N/A	G2.5GDi				
V6 3.7L 226 CID	EKG	K	N/A	N/A	<b>SPORTAGE Hybrid</b>				
<b>TJ</b>					L4 1.6L 1600CC 98CID Turbo				
L4 2.5L 150 CID			N/S	N/S	<b>Stinger</b>				
L6 4.0L 242 CID			N/S	N/S	L4 2.5L 2497CC 153CID Turbo				
<b>WRANGLER</b>					V6 3.3L 3342CC Turbo				
L4 2.5L 150 CID		P	N/S	N/S	<b>Telluride</b>				
L6 4.0L 242 CID		S	N/S	N/S	V6 3.8L 3800CC 232CID				
<b>2001</b>					<b>2022</b>				
<b>CHEROKEE</b>					<b>Carnival</b>				
L6 4.0L 242 CID		S	N/S	N/S	V6 3.5L 3500CC 214CID				
<b>GRAND CHEROKEE</b>					<b>FORTE</b>				
L6 4.0L 242 CID		S	N/A <sup>61</sup>	N/A <sup>61</sup>	L4 2.0L 1999cc 122 CID				
V8 4.7L 287 CID		N	N/A	N/A	<b>FORTE 5</b>				
<b>TJ</b>					L4 1.6L 1591CC 97CID Turbo				
L4 2.5L 150 CID			N/S	N/S	L4 2.0L 1999CC 122CID				
L6 4.0L 242 CID			N/S	N/S	<b>FORTE GT</b>				
					L4 1.6L 1600CC 98CID Turbo				

See pages 13-16 for footnotes.

*Italicized Part Numbers May Not Be Available.*  
 Las piezas con números en *italicas* pueden no estar disponibles.  
 Les numéros de pièce en *italiques* peuvent ne pas être disponibles.

P  
a  
s  
s  
C  
a  
r  
L  
i  
g  
h  
t  
T  
r  
u  
c  
k  
F  
u  
e  
l  
F  
i  
l  
t  
e  
r  
s



Year/Año/Année Model/Modelo/Modèle Engine/Motor/Moteur	Eng. Code Código de motor Code moteur	VIN NIV NIV	GOLD Fuel Combustible Carburant	ProSelect Fuel Combustible Carburant	Year/Año/Année Model/Modelo/Modèle Engine/Motor/Moteur	Eng. Code Código de motor Code moteur	VIN NIV NIV	GOLD Fuel Combustible Carburant	ProSelect Fuel Combustible Carburant
<b>KIA (Cont'd/Suite)</b>					<b>KIA (Cont'd/Suite)</b>				
<b>2022 (Cont'd/Suite)</b>					<b>2021 (Cont'd/Suite)</b>				
<b>K5</b>					<b>SORENTO (Cont'd/Suite)</b>				
L4 1.6L 1600CC 98CID Turbo			N/S	N/S	L4 2.5L 2497CC 153CID Turbo			N/S	N/S
L4 2.5L 2497CC 153CID Turbo			N/S	N/S	<b>SORENTO Hybrid</b>				
<b>NIRO</b>					L4 1.6L 1600CC 98CID Turbo				
ELECTRIC Electric			N/S	N/S	<b>SOUL</b>				
L4 1.6L Electric/Gas			N/S	N/S	L4 1.6L 1591cc Turbo				
<b>RIO</b>					L4 2.0L 1999cc 122 CID				
L4 1.6L 1600CC 98CID			N/S	N/S	<b>SOUL EV</b>				
<b>RIO 5</b>					Electric Motor				
L4 1.6L 1600CC 98CID			N/S	N/S	<b>SPORTAGE</b>				
<b>SELTOS</b>					L4 2.0L 1998cc 122 CID Turbo				
L4 1.6L 1600CC 98CID Turbo			N/S	N/S	L4 2.4L 2359cc		C	N/S	N/S
L4 2.0L 1999CC 122CID			N/S	N/S	<b>Stinger</b>				
<b>SORENTO</b>					L4 2.0L 1998cc Turbo				
L4 2.5L 2497CC 153CID Turbo			N/S	N/S	V6 3.3L 3342CC Turbo				
<b>SORENTO Hybrid</b>					<b>Telluride</b>				
L4 1.6L 1600CC 98CID Turbo			N/S	N/S	V6 3.8L 3800CC 232CID				
<b>SOUL</b>					<b>2020</b>				
L4 1.6L 1591cc Turbo			N/S	N/S	<b>CADENZA</b>				
L4 2.0L 1999cc 122 CID			N/S	N/S	V6 3.3L 3342cc				
<b>SPORTAGE</b>					<b>FORTE</b>				
L4 2.0L 1998cc 122 CID Turbo			N/S	N/S	L4 2.0L 1999cc 122 CID				
L4 2.4L 2359cc		C	N/S	N/S	<b>FORTE GT</b>				
<b>Stinger</b>					L4 1.6L 1600CC 98CID Turbo				
L4 2.5L 2497CC 153CID Turbo			N/S	N/S	<b>K900</b>				
V6 3.3L 3342CC Turbo			N/S	N/S	V6 3.3L 3342CC Turbo				
<b>Telluride</b>					V6 3.8L 3778cc				
V6 3.8L 3800CC 232CID			N/S	N/S	V8 5.0L 5038cc				
<b>2021</b>					<b>NIRO</b>				
<b>CADENZA</b>					ELECTRIC Electric				
V6 3.3L 3342cc			N/S	N/S	L4 1.6L Electric/Gas				
<b>FORTE</b>					<b>OPTIMA</b>				
L4 2.0L 1999cc 122 CID			N/S	N/S	L4 1.6L 1591CC 97CID Turbo				
<b>FORTE GT</b>					L4 2.0L 1998cc 122 CID Turbo				
L4 1.6L 1600CC 98CID Turbo			N/S	N/S	L4 2.4L 2359cc		7	N/S	N/S
<b>K5</b>					<b>OPTIMA HYBRID</b>				
L4 1.6L 1600CC 98CID Turbo			N/S	N/S	L4 2.0L 1999cc 122 CID Electric/Gas				
L4 2.5L 2497CC 153CID Turbo			N/S	N/S	<b>RIO</b>				
<b>K900</b>					L4 1.6L 1600CC 98CID				
V6 3.3L 3342CC Turbo			N/S	N/S	<b>SEDONA</b>				
V6 3.8L 3778cc			N/S	N/S	V6 3.3L 3342cc				
V8 5.0L 5038cc			N/S	N/S	<b>SORENTO</b>				
<b>NIRO</b>					L4 2.4L 2351cc				
ELECTRIC Electric			N/S	N/S	V6 3.3L 3345cc				
L4 1.6L Electric/Gas			N/S	N/S	<b>SOUL</b>				
<b>RIO</b>					L4 1.6L 1591cc Turbo				
L4 1.6L 1600CC 98CID			N/S	N/S	L4 2.0L 1999cc 122 CID				
<b>SEDONA</b>					<b>SPORTAGE</b>				
V6 3.3L 3342cc			N/S	N/S	L4 2.0L 1998cc 122 CID Turbo		C	N/S	N/S
<b>SELTOS</b>					L4 2.4L 2359cc				
L4 1.6L 1600CC 98CID Turbo			N/S	N/S	<b>Stinger</b>				
L4 2.0L 1999CC 122CID			N/S	N/S	L4 2.0L 1998cc Turbo				
<b>SORENTO</b>					V6 3.3L 3342CC Turbo				
L4 2.5L 2497CC 152CID	G2.5GDi		N/S	N/S					

See pages 13-16 for footnotes.

*Italicized Part Numbers May Not Be Available.*  
 Las piezas con números en *italicas* pueden no estar disponibles.  
 Les numéros de pièce en *italiques* peuvent ne pas être disponibles.



Pass Car Light Truck Fuel Filter Section

KIA 2020-2017

Year/Año/Année Model/Modelo/Modèle Engine/Motor/Moteur	Eng. Code Código de motor Code moteur	VIN NIV NIV	GOLD Fuel Combustible Carburant	ProSelect Fuel Combustible Carburant	Year/Año/Année Model/Modelo/Modèle Engine/Motor/Moteur	Eng. Code Código de motor Code moteur	VIN NIV NIV	GOLD Fuel Combustible Carburant	ProSelect Fuel Combustible Carburant
<b>KIA (Cont'd/Suite)</b>					<b>KIA (Cont'd/Suite)</b>				
<b>2020 (Cont'd/Suite)</b>					<b>2018 (Cont'd/Suite)</b>				
<b>Telluride</b>					<b>OPTIMA (Cont'd/Suite)</b>				
V6 3.8L 3800CC 232CID			N/S	N/S	L4 2.4L 2359cc		7	N/S	N/S
<b>2019</b>					<b>OPTIMA HYBRID</b>				
<b>CADENZA</b>					L4 2.0L 1999cc 122 CID Electric/Gas				
V6 3.3L 3342cc			N/S	N/S	<b>RIO</b>				
<b>FORTE</b>					L4 1.6L 1591cc 97 CID				
L4 2.0L 1999cc 122 CID			N/S	N/S		G4FD		N/S	N/S
<b>K900</b>					<b>RONDO</b>				
V6 3.3L 3342CC Turbo			N/S	N/S	L4 2.0L 1998cc 122 CID				
V6 3.8L 3778cc			N/S	N/S	<b>SEDONA</b>				
V8 5.0L 5038cc			N/S	N/S	V6 3.3L 3342cc				
<b>NIRO</b>					<b>SORENTO</b>				
L4 1.6L Electric/Gas			N/S	N/S	L4 2.0L 1998cc Turbo				
<b>OPTIMA</b>					L4 2.4L 2359cc				
L4 1.6L 1591CC 97CID Turbo			N/S	N/S	L4 2.0L 1999cc 122 CID				
L4 2.0L 1998cc 122 CID Turbo		7	N/S	N/S	<b>SOUL</b>				
L4 2.4L 2359cc			N/S	N/S	L4 1.6L 1591cc				
<b>OPTIMA HYBRID</b>					L4 1.6L 1591cc Turbo				
L4 2.0L 1999cc 122 CID Electric/Gas			N/S	N/S	L4 2.0L 1999cc 122 CID				
<b>RIO</b>					<b>SOUL EV</b>				
L4 1.6L 1591cc 97 CID	G4FD		N/S	N/S	ELECTRIC Electric				
<b>SEDONA</b>					<b>SPORTAGE</b>				
V6 3.3L 3342cc			N/S	N/S	L4 2.0L 1998cc 122 CID Turbo				
<b>SORENTO</b>					L4 2.4L 2359cc				
L4 2.4L 2351cc			N/S	N/S		C		N/S	N/S
V6 3.3L 3345cc			N/S	N/S	<b>Stinger</b>				
<b>SOUL</b>					L4 2.0L 1998cc Turbo				
L4 1.6L 1591cc Turbo			N/S	N/S	V6 3.3L 3342CC Turbo				
L4 2.0L 1999cc 122 CID			N/S	N/S	<b>2017</b>				
L4 2.0L 2000CC 122CID			N/S	N/S	<b>CADENZA</b>				
<b>SOUL EV</b>					V6 3.3L 3342cc				
ELECTRIC Electric							7	N/S	N/S
<b>SPORTAGE</b>					<b>FORTE</b>				
L4 2.0L 1998cc 122 CID Turbo			N/S	N/S	L4 2.0L 1999cc 122 CID				
L4 2.4L 2359cc		C	N/S	N/S	<b>FORTE 5</b>				
<b>Stinger</b>					L4 1.6L 1591cc Turbo				
L4 2.0L 1998cc Turbo			N/S	N/S	L4 2.0L 1999cc 122 CID				
V6 3.3L 3342CC Turbo			N/S	N/S			3	N/S	N/S
<b>2018</b>					L4 2.0L 1999cc 122 CID				
<b>CADENZA</b>					<b>K900</b>				
V6 3.3L 3342cc			N/S	N/S	V6 3.8L 3778cc				
<b>FORTE</b>					V8 5.0L 5038cc				
L4 2.0L 1999cc 122 CID			N/S	N/S	<b>NIRO</b>				
<b>FORTE 5</b>					L4 1.6L Electric/Gas				
L4 1.6L 1591cc Turbo			N/S	N/S	<b>OPTIMA</b>				
L4 2.0L 1999cc 122 CID			N/S	N/S	L4 1.6L 1591CC 97CID Turbo				
<b>K900</b>					L4 2.0L 1998cc 122 CID Turbo				
V6 3.8L 3778cc			N/S	N/S	L4 2.0L 1999cc 122 CID Electric/Gas				
V8 5.0L 5038cc			N/S	N/S	L4 2.4L 2359cc				
<b>NIRO</b>					<b>OPTIMA HYBRID</b>				
L4 1.6L Electric/Gas			N/S	N/S	L4 2.4L 2359cc Electric/Gas				
<b>OPTIMA</b>					<b>RIO</b>				
L4 1.6L 1591CC 97CID Turbo			N/S	N/S	L4 1.6L 1591cc 97 CID				
L4 2.0L 1998cc 122 CID Turbo			N/S	N/S		G4FD	3	N/S	N/S
<b>RONDO</b>					L4 2.0L 1998cc 122 CID				
L4 2.0L 1998cc 122 CID			N/S	N/S			3	N/S	N/S

Pass Car Light Truck Fuel Filter s

See pages 13-16 for footnotes.

*Italicized Part Numbers May Not Be Available.*  
Las piezas con números en *italicas* pueden no estar disponibles.  
Les numéros de pièce en *italiques* peuvent ne pas être disponibles.



KIA 2017-2014

Pass Car Light Truck Fuel Filter Section

Year/Año/Année Model/Modelo/Modèle Engine/Motor/Moteur	Eng. Code Código de motor Code moteur	VIN NIV NIV	GOLD Fuel Combustible Carburant	ProSelect Fuel Combustible Carburant	Year/Año/Année Model/Modelo/Modèle Engine/Motor/Moteur	Eng. Code Código de motor Code moteur	VIN NIV NIV	GOLD Fuel Combustible Carburant	ProSelect Fuel Combustible Carburant	
<b>KIA (Cont'd/Suite)</b>					<b>KIA (Cont'd/Suite)</b>					
<b>2017 (Cont'd/Suite)</b>					<b>2015</b>					
<b>SEDONA</b>					<b>CADENZA</b>					
V6 3.3L 3342cc		1	N/S	N/S	V6 3.3L 3342cc		7	N/S	N/S	
<b>SORENTO</b>					<b>FORTE</b>					
L4 2.0L 1998cc Turbo			N/S	N/S	L4 1.6L 1591cc Turbo			N/S	N/S	
L4 2.4L 2359cc			N/S	N/S	L4 1.8L 1797cc		6	N/S	N/S	
V6 3.3L 3342cc			N/S	N/S	L4 2.0L 1999cc 122 CID		7	N/S	N/S	
<b>SOUL</b>					<b>FORTE KOUP EX</b>					
L4 1.6L 1591cc		2	N/S	N/S	L4 2.0L 1999cc 122 CID			N/S	N/S	
L4 1.6L 1591cc Turbo			N/S	N/S	<b>FORTE KOUP SX</b>					
L4 2.0L 1999cc 122 CID		5	N/S	N/S	L4 1.6L 1591cc Turbo		6	N/S	N/S	
<b>SOUL EV</b>					<b>K900</b>					
ELECTRIC Electric			N/R	N/R	V6 3.8L 3778cc			N/S	N/S	
<b>SPORTAGE</b>					<b>OPTIMA</b>					
L4 2.0L 1998cc 122 CID Turbo		6	N/S	N/S	L4 2.0L 1998cc 122 CID Turbo		6	N/S	N/S	
L4 2.4L 2359cc		C	N/S	N/S	L4 2.4L 2359cc		7	N/S	N/S	
<b>2016</b>					<b>OPTIMA HYBRID</b>					
<b>CADENZA</b>					L4 2.4L 2359cc Electric/Gas					
V6 3.3L 3342cc		7	N/S	N/S	<b>RIO</b>					
<b>FORTE</b>					L4 1.6L 1591cc 97 CID					
L4 1.6L 1591cc Turbo			N/S	N/S		G4FD	3	N/S	N/S	
L4 1.8L 1797cc		6	N/S	N/S	<b>RONDO</b>					
L4 2.0L 1999cc 122 CID			N/S	N/S	L4 2.0L 1998cc 122 CID					
<b>FORTE 5</b>					L4 2.0L 1999cc 122 CID					
L4 1.6L 1591cc Turbo			N/S	N/S	<b>SEDONA</b>					
L4 2.0L 1999cc 122 CID			N/S	N/S	V6 3.3L 3342cc					
<b>FORTE KOUP</b>					<b>SORENTO</b>					
L4 1.6L 1591cc Turbo		3	N/S	N/S	L4 2.4L 2359cc					
L4 2.0L 1999cc 122 CID		8	N/S	N/S	V6 3.3L 3342cc					
<b>K900</b>					<b>SOUL</b>					
V6 3.8L 3778cc			N/S	N/S	L4 1.6L 1591cc					
V8 5.0L 5038cc			N/S	N/S	L4 2.0L 1999cc 122 CID					
<b>OPTIMA</b>					<b>SOUL EV</b>					
L4 1.6L 1591CC 97CID Turbo		6	N/S	N/S	ELECTRIC Electric					
L4 2.0L 1998cc 122 CID Turbo		6	N/S	N/S	<b>SPORTAGE</b>					
L4 2.4L 2359cc		7	N/S	N/S	L4 2.0L 1998cc 122 CID Turbo					
<b>OPTIMA HYBRID</b>					L4 2.4L 2359cc					
L4 2.4L 2359cc Electric/Gas		D	N/S	N/S	L4 2.0L 1999cc 122 CID					
<b>RIO</b>					L4 1.6L 1591cc 97 CID					
L4 1.6L 1591cc 97 CID		G4FD	3	N/S	N/S	<b>SEDONA</b>				
<b>RONDO</b>					V6 3.3L 3342cc					
L4 2.0L 1998cc 122 CID		3	N/S	N/S	<b>SORENTO</b>					
<b>SEDONA</b>					L4 2.0L 1998cc Turbo					
V6 3.3L 3342cc		1	N/S	N/S	L4 2.4L 2359cc			N/S	N/S	
<b>SOUL</b>					V6 3.3L 3342cc					
L4 1.6L 1591cc		2	N/S	N/S	<b>FORTE 5</b>					
L4 2.0L 1999cc 122 CID		5	N/S	N/S	L4 2.0L 1998cc					
<b>SOUL EV</b>					L4 2.4L 2359cc					
ELECTRIC Electric			N/R	N/R		FED		N/S	N/S	
<b>SPORTAGE</b>					<b>FORTE KOUP EX</b>					
L4 2.0L 1998cc 122 CID Turbo		6	N/S	N/S	L4 2.0L 1999cc 122 CID					
L4 2.4L 2359cc		2	N/S	N/S	<b>FORTE KOUP SX</b>					
<b>2014</b>					L4 1.6L 1591cc Turbo					
<b>CADENZA</b>					L4 2.0L 1999cc 122 CID					
V6 3.3L 3342cc		7	N/S	N/S	<b>OPTIMA</b>					
<b>FORTE</b>					L4 2.0L 1998cc 122 CID Turbo					
L4 1.6L 1591cc Turbo			N/S	N/S	L4 2.4L 2359cc		7	N/S	N/S	
L4 1.8L 1797cc		6	N/S	N/S	<b>OPTIMA HYBRID</b>					
L4 2.0L 1999cc 122 CID		7	N/S	N/S	L4 2.4L 2359cc Electric/Gas					
<b>FORTE 5</b>					L4 2.4L 2359cc					
L4 2.0L 1998cc			N/S	N/S		D		N/S	N/S	
L4 2.4L 2359cc			N/S	N/S	<b>SPORTAGE</b>					
<b>FORTE KOUP EX</b>					L4 2.0L 1998cc 122 CID Turbo					
L4 2.0L 1999cc 122 CID			N/S	N/S	L4 2.4L 2359cc		7	N/S	N/S	
<b>FORTE KOUP SX</b>					<b>OPTIMA HYBRID</b>					
L4 1.6L 1591cc Turbo		6	N/S	N/S	L4 2.4L 2359cc Electric/Gas					
<b>OPTIMA</b>					L4 2.4L 2359cc					
L4 2.0L 1998cc 122 CID Turbo		6	N/S	N/S		D		N/S	N/S	
L4 2.4L 2359cc		7	N/S	N/S	<b>SPORTAGE</b>					
<b>OPTIMA HYBRID</b>					L4 2.0L 1998cc 122 CID Turbo					
L4 2.4L 2359cc Electric/Gas		D	N/S	N/S	L4 2.4L 2359cc		C	N/S	N/S	

See pages 13-16 for footnotes.



Pass Car Light Truck Fuel Filter Section

KIA 2014-2011

Year/Año/Année Model/Modelo/Modèle Engine/Motor/Moteur	Eng. Code Código de motor Code moteur	VIN NIV NIV	GOLD Fuel Combustible Carburant	ProSelect Fuel Combustible Carburant	Year/Año/Année Model/Modelo/Modèle Engine/Motor/Moteur	Eng. Code Código de motor Code moteur	VIN NIV NIV	GOLD Fuel Combustible Carburant	ProSelect Fuel Combustible Carburant
<b>KIA (Cont'd/Suite)</b>					<b>KIA (Cont'd/Suite)</b>				
<b>2014 (Cont'd/Suite)</b>					<b>2012 (Cont'd/Suite)</b>				
<b>RIO</b>					<b>FORTE 5</b>				
L4 1.6L 1591cc 97 CID	G4FD	3	N/S	N/S	L4 2.0L 1998cc 122 CID		2	N/S	N/S
<b>RONDO</b>					L4 2.4L 2359cc		3	N/S	N/S
L4 2.0L 1998cc 122 CID		3	N/S	N/S	<b>FORTE KOUP</b>				
<b>SEDONA</b>					L4 2.0L 1998cc	FED	2	N/S	N/S
V6 3.5L 3470cc		7	N/S	N/S	L4 2.4L 2359cc		3	N/S	N/S
<b>SORENTO</b>					<b>MAGENTIS</b>				
L4 2.4L 2359cc		6	N/S	N/S	L4 2.4L 2351cc		6	N/S	N/S
V6 3.3L 3342cc		8	N/S	N/S	V6 2.7L 2656cc		8	N/S	N/S
<b>SOUL</b>					<b>OPTIMA</b>				
L4 1.6L 1591cc		2	N/S	N/S	L4 2.0L 1998cc Turbo		6	N/S	N/S
L4 2.0L 1999cc 122 CID		5	N/S	N/S	L4 2.4L 2359cc		7	N/S	N/S
<b>SPORTAGE</b>					<b>OPTIMA HYBRID</b>				
L4 2.0L 1998cc 122 CID Turbo		6	N/S	N/S	L4 2.4L 2359cc Electric/Gas		D	N/S	N/S
L4 2.4L 2359cc		2	N/S	N/S	<b>RIO</b>				
<b>2013</b>					L4 1.6L 1591cc 97 CID		3	N/S	N/S
<b>FORTE</b>					<b>RIO 5</b>				
L4 2.0L 1998cc	FED	2	N/S	N/S	L4 1.6L 1599cc		3	N/S	N/S
L4 2.4L 2359cc		3	N/S	N/S	<b>RONDO</b>				
<b>FORTE 5</b>					L4 2.4L 2359cc		8	N/S	N/S
L4 2.0L 1998cc 122 CID		2	N/S	N/S	V6 2.7L 2656cc		6	N/S	N/S
L4 2.4L 2359cc		3	N/S	N/S	<b>SEDONA</b>				
<b>FORTE KOUP</b>					V6 3.5L 3470cc		7	N/S	N/S
L4 2.0L 1998cc	FED	2	N/S	N/S	<b>SORENTO</b>				
L4 2.4L 2359cc		3	N/S	N/S	L4 2.4L 2359cc		1,6	N/S	N/S
<b>OPTIMA</b>					V6 3.5L 3470cc		2	N/S	N/S
L4 2.0L 1998cc 122 CID Turbo		6	N/S	N/S	<b>SOUL</b>				
L4 2.4L 2359cc		7	N/S	N/S	L4 1.6L 1591cc		5	N/S	N/S
<b>OPTIMA HYBRID</b>					L4 2.0L 1975cc		6	N/S	N/S
L4 2.4L 2359cc Electric/Gas		D	N/S	N/S	<b>SPORTAGE</b>				
<b>RIO</b>					L4 2.0L 1998cc 122 CID Turbo		6	N/S	N/S
L4 1.6L 1591cc 97 CID		3	N/S	N/S	L4 2.4L 2359cc		2	N/S	N/S
<b>RIO 5</b>					<b>2011</b>				
L4 1.6L 1599cc		3	N/S	N/S	<b>BORREGO</b>				
<b>RONDO</b>					V6 3.8L 3778cc		1	N/S	N/S
L4 2.4L 2359cc		8	N/S	N/S	V8 4.6L 4627cc		2	N/S	N/S
V6 2.7L 2656cc		6	N/S	N/S	<b>FORTE</b>				
<b>SORENTO</b>					L4 2.0L 1998cc	FED	2	N/S	N/S
L4 2.4L 2359cc		1,6	N/S	N/S	L4 2.4L 2359cc		3	N/S	N/S
V6 3.5L 3470cc		2	N/S	N/S	<b>FORTE KOUP</b>				
<b>SOUL</b>					L4 2.0L 1998cc	FED	2	N/S	N/S
L4 1.6L 1591cc		5	N/S	N/S	L4 2.4L 2359cc		3	N/S	N/S
L4 2.0L 1975cc		6	N/S	N/S	<b>MAGENTIS</b>				
<b>SPORTAGE</b>					L4 2.4L 2351cc		6	N/S	N/S
L4 2.0L 1998cc 122 CID Turbo		6	N/S	N/S	V6 2.7L 2656cc		8	N/S	N/S
L4 2.4L 2359cc		2	N/S	N/S	<b>OPTIMA</b>				
<b>2012</b>					L4 2.0L 1998cc Turbo		6	N/S	N/S
<b>BORREGO</b>					L4 2.4L 2359cc		7	N/S	N/S
V6 3.8L 3778cc		1	N/S	N/S	<b>OPTIMA HYBRID</b>				
V8 4.6L 4627cc		2	N/S	N/S	L4 2.4L 2359cc Electric/Gas		D	N/S	N/S
<b>FORTE</b>					<b>RIO</b>				
L4 2.0L 1998cc	FED	2	N/S	N/S	L4 1.6L 1599cc		3	N/S	N/S
L4 2.4L 2359cc		3	N/S	N/S	<b>RIO 5</b>				
<b>2011</b>					L4 1.6L 1599cc		3	N/S	N/S

See pages 13-16 for footnotes.

*Italicized Part Numbers May Not Be Available.*  
 Las piezas con números en *italicas* pueden no estar disponibles.  
 Les numéros de pièce en *italiques* peuvent ne pas être disponibles.

Pass Car Light Truck Fuel Filters



KIA 2011-2007

Pass Car Light Truck Fuel Filter Section

Year/Año/Année Model/Modelo/Modelé Engine/Motor/Moteur	Eng. Code Código de motor Code moteur	VIN NIV NIV	GOLD Fuel Combustible Carburant	ProSelect Fuel Combustible Carburant	Year/Año/Année Model/Modelo/Modelé Engine/Motor/Moteur	Eng. Code Código de motor Code moteur	VIN NIV NIV	GOLD Fuel Combustible Carburant	ProSelect Fuel Combustible Carburant
<b>KIA (Cont'd/Suite)</b>					<b>KIA (Cont'd/Suite)</b>				
<b>2011 (Cont'd/Suite)</b>					<b>2009 (Cont'd/Suite)</b>				
<b>RONDO</b>					<b>OPTIMA</b>				
L4 2.4L 2359cc		8	N/S	N/S	L4 2.4L 2359cc		8	N/S	N/S
V6 2.7L 2656cc		6	N/S	N/S	V6 2.7L 2656cc		4	N/S	N/S
<b>SEDONA</b>					<b>RIO</b>				
V6 3.5L 3470cc		7	N/S	N/S	L4 1.6L 1599cc		3	N/S	N/S
<b>SORENTO</b>					<b>RIO 5</b>				
L4 2.4L 2359cc		1	N/S	N/S	L4 1.6L 1599cc		3	N/S	N/S
V6 3.5L 3470cc		2	N/S	N/S	<b>RONDO</b>				
<b>SOUL</b>					L4 2.4L 2359cc				
L4 1.6L 1591cc		1	N/S	N/S	V6 2.7L 2656cc		8	N/S	N/S
L4 2.0L 1975cc		2	N/S	N/S	<b>SEDONA</b>				
<b>SPORTAGE</b>					V6 3.8L 3778cc				
L4 2.0L 1998cc 122 CID Turbo		6	N/S	N/S	<b>SORENTO</b>				
L4 2.4L 2359cc		2	N/S	N/S	V6 3.3L 3345cc		5	N/S	N/S
<b>2010</b>					V6 3.8L 3778cc		6	N/S	N/S
<b>BORREGO</b>					<b>SPECTRA</b>				
V6 3.8L 3778cc		1	N/S	N/S	L4 2.0L 1975cc		1,2	N/S	N/S
V8 4.6L 4627cc		2	N/S	N/S	<b>SPECTRA5</b>				
<b>FORTE</b>					L4 2.0L 1975cc				
L4 2.0L 1998cc	FED	2	N/S	N/S	<b>SPORTAGE</b>				
L4 2.4L 2359cc		3	N/S	N/S	L4 2.0L 1975cc		2	N/S	N/S
<b>FORTE KOUP</b>					V6 2.7L 2656cc				
L4 2.0L 1998cc	FED	2	N/S	N/S	<b>2008</b>				
L4 2.4L 2359cc		3	N/S	N/S	<b>AMANTI</b>				
<b>MAGENTIS</b>					V6 3.8L 3778cc				
L4 2.4L 2351cc		6	N/S	N/S	<b>MAGENTIS</b>				
V6 2.7L 2656cc		8	N/S	N/S	L4 2.4L 2351cc		6	N/S	N/S
<b>OPTIMA</b>					V6 2.7L 2656cc		8	3319	23319
L4 2.4L 2359cc		8	N/S	N/S	<b>OPTIMA</b>				
V6 2.7L 2656cc		4	N/S	N/S	L4 2.4L 2359cc		3	N/S	N/S
<b>RIO</b>					V6 2.7L 2656cc		4	N/S	N/S
L4 1.6L 1599cc		3	N/S	N/S	<b>RIO</b>				
<b>RIO 5</b>					L4 1.6L 1599cc				
L4 1.6L 1599cc		3	N/S	N/S	<b>RIO 5</b>				
<b>RONDO</b>					L4 1.6L 1599cc				
L4 2.4L 2359cc		8	N/S	N/S	<b>RONDO</b>				
V6 2.7L 2656cc		6	N/S	N/S	L4 2.4L 2359cc		5	N/S	N/S
<b>SEDONA</b>					V6 2.7L 2656cc		6	N/S	N/S
V6 3.8L 3778cc		3	N/S	N/S	<b>SEDONA</b>				
<b>SOUL</b>					V6 3.8L 3778cc				
L4 1.6L 1591cc		1	N/S	N/S	<b>SORENTO</b>				
L4 2.0L 1975cc		2	N/S	N/S	V6 3.3L 3345cc		5	N/S	N/S
<b>SPORTAGE</b>					V6 3.8L 3778cc		6	N/S	N/S
L4 2.0L 1975cc		2,4	N/S	N/S	<b>SPECTRA</b>				
V6 2.7L 2656cc		3	N/S	N/S	L4 2.0L 1975cc		1,2	N/S	N/S
<b>2009</b>					<b>SPECTRA5</b>				
<b>AMANTI</b>					L4 2.0L 1975cc				
V6 3.8L 3778cc		5	N/S	N/S	<b>SPORTAGE</b>				
<b>BORREGO</b>					L4 2.0L 1975cc				
V6 3.8L 3778cc		1	N/S	N/S	V6 2.7L 2656cc		4	N/S	N/S
V8 4.6L 4627cc		2	N/S	N/S	<b>2007</b>				
<b>MAGENTIS</b>					<b>AMANTI</b>				
L4 2.4L 2351cc		6	N/S	N/S	V6 3.8L 3778cc		5	N/S	N/S
V6 2.7L 2656cc		8	3319	23319					

See pages 13-16 for footnotes.

*Italicized Part Numbers May Not Be Available.*  
Las piezas con números en *italicas* pueden no estar disponibles.  
Les numéros de pièce en *italiques* peuvent ne pas être disponibles.





Pass Car Light Truck Fuel Filter Section

KIA 2007-2003

Year/Año/Année Model/Modelo/Modèle Engine/Motor/Moteur	Eng. Code Código de motor Code moteur	VIN NIV NIV	GOLD Fuel Combustible Carburant	ProSelect Fuel Combustible Carburant	Year/Año/Année Model/Modelo/Modèle Engine/Motor/Moteur	Eng. Code Código de motor Code moteur	VIN NIV NIV	GOLD Fuel Combustible Carburant	ProSelect Fuel Combustible Carburant
<b>KIA (Cont'd/Suite)</b>					<b>KIA (Cont'd/Suite)</b>				
<b>2007 (Cont'd/Suite)</b>					<b>2005 (Cont'd/Suite)</b>				
<b>MAGENTIS</b>					<b>MAGENTIS (Cont'd/Suite)</b>				
L4 2.4L 2351cc		6	3319	23319	V6 2.7L 2656cc		8	N/S	N/S
V6 2.7L 2656cc		8	3319	23319	<b>OPTIMA</b>				
<b>OPTIMA</b>					L4 2.4L 2351cc				
L4 2.4L 2359cc		3	N/S	N/S	V6 2.7L 2656cc		6	3319	23319
V6 2.7L 2656cc		4	N/S	N/S	<b>RIO</b>		8	N/S	N/S
<b>RIO</b>					L4 1.6L 1594cc				
L4 1.6L 1599cc		3	N/S	N/S			5	3883 <sup>139</sup> N/A <sup>138,61</sup>	N/A <sup>139</sup> N/A <sup>138,61</sup>
<b>RIO 5</b>					<b>SEDONA</b>				
L4 1.6L 1599cc		3	N/S	N/S	V6 3.5L 3497cc		1	N/S	N/S
<b>RONDO</b>					<b>SORENTO</b>				
L4 2.4L 2359cc		5	N/S	N/S	V6 3.5L 3497cc		3	N/S	N/S
V6 2.7L 2656cc		6	N/S	N/S	<b>SPECTRA</b>				
<b>SEDONA</b>					L4 2.0L 1975cc				
V6 3.8L 3778cc		3	N/S	N/S	<b>SPECTRA5</b>				
<b>SORENTO</b>					L4 2.0L 1975cc				
V6 3.8L 3778cc		6	N/S	N/S	<b>SPORTAGE</b>				
<b>SPECTRA</b>					L4 2.0L 1975cc				
L4 2.0L 1975cc		1,2	N/S	N/S	V6 2.7L 2656cc		4	N/S	N/S
<b>SPECTRA5</b>					V6 2.7L 2656cc				
L4 2.0L 1975cc		1,2	N/S	N/S			3	N/S	N/S
<b>SPORTAGE</b>					<b>2004</b>				
L4 2.0L 1975cc		4	N/S	N/S	<b>AMANTI</b>				
V6 2.7L 2656cc		3	N/S	N/S	V6 3.5L 3497cc		1	N/S	N/S
<b>2006</b>					<b>MAGENTIS</b>				
<b>AMANTI</b>					L4 2.4L 2351cc				
V6 3.5L 3497cc		1	N/S	N/S	V6 2.7L 2656cc		6	N/S	N/S
<b>MAGENTIS</b>					L4 2.4L 2351cc				
L4 2.4L 2351cc		6	3319	23319	V6 2.7L 2656cc		8	N/S	N/S
V6 2.7L 2656cc		8	3319	23319	<b>OPTIMA</b>				
<b>OPTIMA</b>					L4 2.4L 2351cc				
L4 2.4L 2359cc		3	3319	23319	V6 2.7L 2656cc		6	3319	23319
V6 2.7L 2656cc		4	N/S	N/S			8	N/S	N/S
<b>RIO</b>					<b>RIO</b>				
L4 1.6L 1599cc		3	N/S	N/S	L4 1.6L 1594cc		5	3883 <sup>139</sup> N/A <sup>138,61</sup>	N/A <sup>139</sup> N/A <sup>138,61</sup>
<b>RIO 5</b>					<b>SEDONA</b>				
L4 1.6L 1599cc		3	N/S	N/S	V6 3.5L 3497cc		1	N/S	N/S
<b>SEDONA</b>					<b>SORENTO</b>				
V6 3.8L 3778cc		1	N/S	N/S	V6 3.5L 3497cc		3	N/S	N/S
<b>SORENTO</b>					<b>SPECTRA</b>				
V6 3.5L 3497cc		3	N/S	N/S	L4 1.8L 1793cc	5BP	1	3598 <sup>139</sup> 3598 <sup>138</sup>	23598 <sup>139</sup> 23598 <sup>138</sup>
<b>SPECTRA</b>					L4 2.0L 1975cc				
L4 2.0L 1975cc		1,2	N/S	N/S			1,2	N/S	N/S
<b>SPECTRA5</b>					<b>2003</b>				
L4 2.0L 1975cc		1,2	N/S	N/S	<b>MAGENTIS</b>				
<b>SPORTAGE</b>					L4 2.4L 2351cc				
L4 2.0L 1975cc		4	N/S	N/S	V6 2.7L 2656cc		6	N/S	N/S
V6 2.7L 2656cc		3	N/S	N/S	V6 2.7L 2656cc		8	N/S	N/S
<b>2005</b>					<b>OPTIMA</b>				
<b>AMANTI</b>					L4 2.4L 2351cc				
V6 3.5L 3497cc		1	N/S	N/S	V6 2.7L 2656cc		6	3319 Secondary	23319 Secondary
<b>MAGENTIS</b>					<b>RIO</b>				
L4 2.4L 2351cc		6	N/S	N/S	L4 1.6L 1594cc		5	3883 <sup>139</sup> N/A <sup>138,61</sup>	N/A <sup>139</sup> N/A <sup>138,61</sup>
<b>SEDONA</b>					<b>SEDONA</b>				
V6 3.5L 3497cc		1	N/S	N/S	V6 3.5L 3497cc		1	N/S	N/S
<b>SORENTO</b>					<b>SORENTO</b>				
V6 3.5L 3497cc		3	N/S	N/S	V6 3.5L 3497cc		3	N/S	N/S

See pages 13-16 for footnotes.

*Italicized Part Numbers May Not Be Available.*  
 Las piezas con números en *italicas* pueden no estar disponibles.  
 Les numéros de pièce en *italiques* peuvent ne pas être disponibles.

P  
a  
s  
s  
C  
a  
r  
L  
i  
g  
h  
t  
T  
r  
u  
c  
k  
F  
u  
e  
l  
F  
i  
l  
t  
e  
r  
s



Year/Año/Année Model/Modelo/Modèle Engine/Motor/Moteur	Eng. Code Código de motor Code moteur	VIN NIV NIV	GOLD Fuel Combustible Carburant	ProSelect Fuel Combustible Carburant	Year/Año/Année Model/Modelo/Modèle Engine/Motor/Moteur	Eng. Code Código de motor Code moteur	VIN NIV NIV	GOLD Fuel Combustible Carburant	ProSelect Fuel Combustible Carburant
--	---	-------------------	--	---	--	---	-------------------	--	---

**KIA (Cont'd/Suite)**

**LAND ROVER (Cont'd/Suite)**

**2003 (Cont'd/Suite)**

**2023 (Cont'd/Suite)**

**SPECTRA**

L4 1.8L 1793cc	5BP	1	3598 <sup>139</sup> 3598 <sup>138</sup>	23598 <sup>139</sup> 23598 <sup>138</sup>
----------------	-----	---	--	--

**RANGE ROVER**

L6 3L 2996CC 183CID Turbo			U	N/S	N/S
V8 4.4L 4400CC 269CID Turbo				N/S	N/S

**2002**

**MAGENTIS**

L4 2.4L 2351cc		6	N/S	N/S
V6 2.7L 2656cc			N/S	N/S

**RANGE ROVER EVOQUE**

L4 2.0L 1999cc 122 CID Turbo			G	N/S	N/S
------------------------------	--	--	---	-----	-----

**RANGE ROVER SPORT**

L4 2L 2000CC 122CID Turbo			Y	N/S	N/S
L6 3L 2996CC 183CID Turbo			U	N/S	N/S
V8 4.4L 4400CC 269CID Turbo				N/S	N/S

**OPTIMA**

L4 2.4L 2351cc		6	3319	23319
V6 2.7L 2656cc		8	N/S	N/S

**Range Rover Velar**

L4 2.0L 1997CC 122CID Turbo			U	N/S	N/S
L6 3L 2996CC 183CID Turbo				N/S	N/S

**RIO**

L4 1.5L 1500cc		3	3883 <sup>139</sup> N/A <sup>138,61</sup>	N/A <sup>139</sup> N/A <sup>138,61</sup>
----------------	--	---	--	---

**2022**

**DEFENDER 110**

L4 2.0L 1997CC 122CID Turbo				N/S	N/S
L6 3L 2996CC 183CID Turbo			U	N/S	N/S
V8 5.0L 5000cc 305 CID Super Charged			E	N/S	N/S

**SEDONA**

V6 3.5L 3497cc		1	N/S	N/S
----------------	--	---	-----	-----

**SPECTRA**

L4 1.8L 1793cc	5BP	1	3598 <sup>139</sup> 3598 <sup>138</sup>	23598 <sup>139</sup> 23598 <sup>138</sup>
----------------	-----	---	--	--

**DEFENDER 90**

L4 2.0L 1997CC 122CID Turbo				N/S	N/S
L6 3L 2996CC 183CID Turbo			U	N/S	N/S
V8 5.0L 5000cc 305 CID Super Charged			E	N/S	N/S

**SPORTAGE**

L4 2.0L 1998cc	FED	3	3631 3631	N/A N/A
----------------	-----	---	--------------	------------

**2001**

**MAGENTIS**

L4 2.4L 2351cc			3319	23319
V6 2.5L 2500cc			3319	23319

**DISCOVERY**

L4 2L 2000CC 122CID Turbo			Y	N/S	N/S
L6 3L 2996CC 183CID Turbo			U	N/S	N/S

**OPTIMA**

L4 2.4L 2351cc		6	3319	23319
V6 2.5L 2500cc		4	3319	23319

**DISCOVERY SPORT**

L4 2.0L 1999cc 122 CID Turbo			G	N/S	N/S
------------------------------	--	--	---	-----	-----

**RIO**

L4 1.5L 1500cc		3	3883 <sup>139</sup> N/A <sup>138,61</sup>	N/A <sup>139</sup> N/A <sup>138,61</sup>
----------------	--	---	--	---

**RANGE ROVER**

L6 3L 2996CC 183CID Turbo			U	N/S	N/S
V8 4.4L 4400CC 269CID Turbo				N/S	N/S
V8 5.0L 5000cc 305 CID Super Charged			E	N/S	N/S

**SEPHIA**

L4 1.8L 1793cc	5BP	1	3598 <sup>139</sup> 3598 <sup>138</sup>	23598 <sup>139</sup> 23598 <sup>138</sup>
----------------	-----	---	--	--

**RANGE ROVER EVOQUE**

L4 2.0L 1999cc 122 CID Turbo			G	N/S	N/S
------------------------------	--	--	---	-----	-----

**SPECTRA**

L4 1.8L 1793cc	5BP	1	3598 <sup>139</sup> 3598 <sup>138</sup>	23598 <sup>139</sup> 23598 <sup>138</sup>
----------------	-----	---	--	--

**RANGE ROVER SPORT**

L4 2L 2000CC 122CID Turbo			Y	N/S	N/S
L6 3L 2996CC 183CID Turbo			U	N/S	N/S
V6 3.0L 183 CID Turbo Diesel			K	N/A	N/A
V8 5.0L 5000cc 305 CID Super Charged			E	N/S	N/S

**SPORTAGE**

L4 2.0L 1998cc	FED	3	3631 3631 <sup>138</sup>	N/A N/A <sup>138</sup>
----------------	-----	---	-----------------------------	---------------------------

**Range Rover Velar**

L4 2.0L 1997CC 122CID Turbo				N/S	N/S
L4 2L Turbo Diesel				N/A	N/A
L6 3L 2996CC 183CID Turbo			U	N/S	N/S
V8 5.0L 5000cc 305 CID Super Charged			E	N/S	N/S

**LAND ROVER**

**2023**

**2021**

**DEFENDER 110**

L4 2.0L 1997CC 122CID Turbo			N/S	N/S
L6 3L 2996CC 183CID Turbo		U	N/S	N/S
V8 5.0L 5000cc 305 CID Super Charged		E	N/S	N/S

**DEFENDER 110**

L4 2.0L 1997CC 122CID Turbo				N/S	N/S
L6 3L 2996CC 183CID Turbo			U	N/S	N/S

**DEFENDER 90**

L4 2.0L 1997CC 122CID Turbo			N/S	N/S
L6 3L 2996CC 183CID Turbo		U	N/S	N/S
V8 5.0L 5000cc 305 CID Super Charged		E	N/S	N/S

**DEFENDER 90**

L4 2.0L 1997CC 122CID Turbo				N/S	N/S
L6 3L 2996CC 183CID Turbo			U	N/S	N/S

**DISCOVERY**

L4 2L 2000CC 122CID Turbo		Y	N/S	N/S
L6 3L 2996CC 183CID Turbo		U	N/S	N/S

**DISCOVERY**

L4 2L 2000CC 122CID Turbo		Y	N/S	N/S
L6 3L 2996CC 183CID Turbo		U	N/S	N/S

**DISCOVERY SPORT**

L4 2.0L 1999cc 122 CID Turbo		G	N/S	N/S
------------------------------	--	---	-----	-----

**DISCOVERY SPORT**

L4 2.0L 1999cc 122 CID Turbo		G	N/S	N/S
------------------------------	--	---	-----	-----

See pages 13-16 for footnotes.

*Italicized Part Numbers May Not Be Available.*  
Las piezas con números en *italicas* pueden no estar disponibles.  
Les numéros de pièce en *italiques* peuvent ne pas être disponibles.



Pass Car Light Truck Fuel Filter Section

LAND ROVER 2021-2016

Year/Año/Année Model/Modelo/Modèle Engine/Motor/Moteur	Eng. Code Código de motor Code moteur	VIN NIV NIV	GOLD Fuel Combustible Carburant	ProSelect Fuel Combustible Carburant	Year/Año/Année Model/Modelo/Modèle Engine/Motor/Moteur	Eng. Code Código de motor Code moteur	VIN NIV NIV	GOLD Fuel Combustible Carburant	ProSelect Fuel Combustible Carburant
<b>LAND ROVER (Cont'd/Suite)</b>					<b>LAND ROVER (Cont'd/Suite)</b>				
<b>2021 (Cont'd/Suite)</b>					<b>2019 (Cont'd/Suite)</b>				
<b>RANGE ROVER</b>					<b>RANGE ROVER (Cont'd/Suite)</b>				
L4 2L 2000CC 122CID Turbo		Y	N/S	N/S	V8 5.0L 5000cc 305 CID Super Charged		E	N/S	N/S
L6 3L 2996CC 183CID Turbo		U	N/S	N/S	<b>RANGE ROVER EVOQUE</b>				
V6 3.0L 183 CID Turbo Diesel		K	N/A	N/A	L4 2.0L 1999cc 122 CID Turbo				
V8 5.0L 5000cc 305 CID Super Charged		E	N/S	N/S	<b>RANGE ROVER SPORT</b>				
<b>RANGE ROVER EVOQUE</b>					L4 2L 2000CC 122CID Turbo				
L4 2.0L 1999cc 122 CID Turbo						G	N/S	N/S	
<b>RANGE ROVER SPORT</b>					L6 3L 2996CC 183CID Turbo				
L4 2L 2000CC 122CID Turbo						Y	N/S	N/S	
L6 3L 2996CC 183CID Turbo						U	N/S	N/S	
V6 3.0L 183 CID Turbo Diesel						K	N/A	N/A	
V8 5.0L 5000cc 305 CID Super Charged						E	N/S	N/S	
<b>Range Rover Velar</b>					V6 3.0L 183 CID Turbo Diesel				
L4 2.0L 1997CC 122CID Turbo								N/S	N/S
L4 2L Turbo Diesel								N/S	N/S
L6 3L 2996CC 183CID Turbo						U	N/S	N/S	
V8 5.0L 5000cc 305 CID Super Charged						E	N/S	N/S	
<b>2020</b>					<b>2018</b>				
<b>DEFENDER 110</b>					<b>DISCOVERY</b>				
L4 2.0L 1997CC 122CID Turbo								N/S	N/S
L6 3L 2996CC 183CID Turbo						U	N/S	N/S	
<b>DEFENDER 90</b>					V6 3.0L 183 CID Turbo Diesel				
L6 3L 2996CC 183CID Turbo						U	N/S	N/S	
<b>DISCOVERY</b>					V6 3.0L 2995cc 183 CID Super Charged				
V6 3.0L 183 CID Turbo Diesel						K	N/A	N/A	
V6 3.0L 2995cc 183 CID Super Charged								N/S	N/S
<b>DISCOVERY SPORT</b>					<b>DISCOVERY SPORT</b>				
L4 2.0L 1999cc 122 CID Turbo						G	N/S	N/S	
<b>RANGE ROVER</b>					<b>RANGE ROVER</b>				
L4 2L 2000CC 122CID Turbo								N/S	N/S
L6 3L 2996CC 183CID Turbo						U	N/S	N/S	
V6 3.0L 183 CID Turbo Diesel						K	N/A	N/A	
V8 5.0L 5000cc 305 CID Super Charged						E	N/S	N/S	
<b>RANGE ROVER EVOQUE</b>					<b>RANGE ROVER EVOQUE</b>				
L4 2.0L 1999cc 122 CID Turbo						G	N/S	N/S	
<b>RANGE ROVER SPORT</b>					<b>RANGE ROVER SPORT</b>				
L4 2L 2000CC 122CID Turbo						Y	N/S	N/S	
L6 3L 2996CC 183CID Turbo						U	N/S	N/S	
V6 3.0L 183 CID Turbo Diesel						K	N/A	N/A	
V8 5.0L 5000cc 305 CID Super Charged						E	N/S	N/S	
<b>Range Rover Velar</b>					<b>Range Rover Velar</b>				
L4 2.0L 1997CC 122CID Turbo								N/S	N/S
L4 2L Turbo Diesel								N/S	N/S
V6 3.0L 2995cc 183 CID Super Charged								N/S	N/S
V8 5.0L 5000cc 305 CID Super Charged						E	N/S	N/S	
<b>2019</b>					<b>2017</b>				
<b>DISCOVERY</b>					<b>DISCOVERY</b>				
V6 3.0L 183 CID Turbo Diesel						K	N/A	N/A	
V6 3.0L 2995cc 183 CID Super Charged								N/S	N/S
<b>DISCOVERY SPORT</b>					<b>DISCOVERY SPORT</b>				
L4 2.0L 1999cc 122 CID Turbo						G	N/S	N/S	
<b>RANGE ROVER</b>					<b>RANGE ROVER</b>				
V6 3.0L 183 CID Turbo Diesel						K	N/A	N/A	
V6 3.0L 2995cc 183 CID Super Charged								N/S	N/S
V8 5.0L 5000cc 305 CID Super Charged						E	N/S	N/S	
<b>RANGE ROVER EVOQUE</b>					<b>RANGE ROVER EVOQUE</b>				
L4 2.0L 1999cc 122 CID Turbo						G	N/S	N/S	
<b>RANGE ROVER SPORT</b>					<b>RANGE ROVER SPORT</b>				
V6 3.0L 183 CID Turbo Diesel						K	N/A	N/A	
V6 3.0L 2995cc 183 CID Super Charged								N/S	N/S
V8 5.0L 5000cc 305 CID Super Charged						E	N/S	N/S	
<b>2016</b>					<b>2016</b>				
<b>DISCOVERY SPORT</b>					<b>DISCOVERY SPORT</b>				
L4 2.0L 1999cc 122 CID Turbo						G	N/S	N/S	

Pass Car Light Truck Fuel Filters

See pages 13-16 for footnotes.

*Italicized Part Numbers May Not Be Available.*  
 Las piezas con números en *italicas* pueden no estar disponibles.  
 Les numéros de pièce en *italiques* peuvent ne pas être disponibles.



LAND ROVER 2016-2009

Pass Car Light Truck Fuel Filter Section

Year/Año/Année Model/Modelo/Modèle Engine/Motor/Moteur	Eng. Code Código de motor Code moteur	VIN NIV NIV	GOLD Fuel Combustible Carburant	ProSelect Fuel Combustible Carburant	Year/Año/Année Model/Modelo/Modèle Engine/Motor/Moteur	Eng. Code Código de motor Code moteur	VIN NIV NIV	GOLD Fuel Combustible Carburant	ProSelect Fuel Combustible Carburant
<b>LAND ROVER (Cont'd/Suite)</b>					<b>LAND ROVER (Cont'd/Suite)</b>				
<b>2016 (Cont'd/Suite)</b>					<b>2013 (Cont'd/Suite)</b>				
<b>LR4</b>					<b>RANGE ROVER SPORT</b>				
V6 3.0L 2995cc 183 CID Super Charged			N/S	N/S	V8 5.0L 5000cc		D	N/S	N/S
</>					V8 5.0L 5000cc Super Charged		E	N/S	N/S
<b>RANGE ROVER</b>					<b>2012</b>				
V6 3.0L 2993cc 183 CID Diesel			N/A	N/A	<b>LR2</b>				
V6 3.0L 2995cc 183 CID Super Charged			N/S	N/S	L6 3.2L 3192cc				
V8 5.0L 5000cc 305 CID Super Charged		E	N/S	N/S	L4 2.0L 1999cc 122 CID Turbo				
<b>RANGE ROVER EVOQUE</b>					<b>LR4</b>				
L4 2.0L 1999cc 122 CID Turbo					V8 5.0L 5000cc				
<b>RANGE ROVER SPORT</b>					<b>RANGE ROVER</b>				
V6 3.0L 2993cc 183 CID Diesel			N/A	N/A	V8 5.0L 5000cc				
V6 3.0L 2995cc 183 CID Super Charged			N/S	N/S	V8 5.0L 5000cc Super Charged				
V8 5.0L 5000cc 305 CID Super Charged		E	N/S	N/S	<b>RANGE ROVER EVOQUE</b>				
<b>2015</b>					L4 2.0L 1999cc 122 CID Turbo				
<b>DISCOVERY</b>					<b>RANGE ROVER SPORT</b>				
V6 3.0L 2995CC 183CID (Mex.)					V8 5.0L 5000cc				
<b>DISCOVERY SPORT</b>					V8 5.0L 5000cc Super Charged				
L4 2.0L 1999cc 122 CID Turbo					L6 3.2L 3192cc				
<b>LR2</b>					<b>LR4</b>				
L4 2.0L 1999cc 122 CID Turbo					V8 5.0L 5000cc				
<b>LR4</b>					<b>RANGE ROVER</b>				
V6 3.0L 2995cc 183 CID Super Charged					V8 5.0L 5000cc				
<b>RANGE ROVER</b>					V8 5.0L 5000cc Super Charged				
V6 3.0L 2995cc 183 CID Super Charged					V8 5.0L 5000cc Super Charged				
V8 5.0L 5000cc 305 CID Super Charged					<b>RANGE ROVER SPORT</b>				
<b>RANGE ROVER EVOQUE</b>					V8 5.0L 5000cc				
L4 2.0L 1999cc 122 CID Turbo					V8 5.0L 5000cc Super Charged				
<b>RANGE ROVER SPORT</b>					<b>2011</b>				
V6 3.0L 2995cc 183 CID Super Charged					<b>LR2</b>				
V8 5.0L 5000cc 305 CID Super Charged					L6 3.2L 3192cc				
<b>2014</b>					<b>LR4</b>				
<b>LR2</b>					V8 5.0L 5000cc				
L4 2.0L 1999cc 122 CID Turbo					<b>RANGE ROVER</b>				
<b>LR4</b>					V8 5.0L 5000cc				
V6 3.0L 2995cc 183 CID Super Charged					V8 5.0L 5000cc Super Charged				
<b>RANGE ROVER</b>					<b>RANGE ROVER SPORT</b>				
V6 3.0L 2995cc 183 CID Super Charged					V8 5.0L 5000cc				
V8 5.0L 5000cc 305 CID Super Charged					V8 5.0L 5000cc Super Charged				
<b>RANGE ROVER EVOQUE</b>					<b>2010</b>				
L4 2.0L 1999cc 122 CID Turbo					<b>LR2</b>				
<b>RANGE ROVER SPORT</b>					L6 3.2L 3192cc				
V6 3.0L 2995cc 183 CID Super Charged					<b>LR4</b>				
V8 5.0L 5000cc 305 CID Super Charged					V8 5.0L 5000cc				
<b>2013</b>					<b>RANGE ROVER</b>				
<b>LR2</b>					V8 5.0L 5000cc				
L4 2.0L 1999cc 122 CID Turbo					V8 5.0L 5000cc Super Charged				
<b>LR4</b>					<b>RANGE ROVER SPORT</b>				
V8 5.0L 5000cc					V8 5.0L 5000cc				
<b>RANGE ROVER</b>					V8 5.0L 5000cc Super Charged				
V8 5.0L 5000cc					L6 3.2L 3192cc				
V8 5.0L 5000cc Super Charged					<b>LR3</b>				
<b>RANGE ROVER EVOQUE</b>					V6 4.0L 4009cc 245 CID				
L4 2.0L 1999cc 122 CID Turbo					V8 4.4L 4394cc				
<b>RANGE ROVER SPORT</b>					<b>RANGE ROVER</b>				
V6 3.0L 2995cc 183 CID Super Charged					V8 4.2L 4196cc Super Charged				
V8 5.0L 5000cc 305 CID Super Charged					V8 4.4L 4394cc				
<b>2011</b>					<b>RANGE ROVER SPORT</b>				
<b>LR2</b>					V8 4.2L 4196cc Super Charged				
L4 2.0L 1999cc 122 CID Turbo					V8 4.4L 4394cc				
<b>LR4</b>					<b>RANGE ROVER SPORT</b>				
V8 5.0L 5000cc					V8 4.2L 4196cc Super Charged				
<b>RANGE ROVER</b>					V8 4.4L 4394cc				
V8 5.0L 5000cc					V8 4.4L 4394cc				
V8 5.0L 5000cc Super Charged					V8 4.4L 4394cc				
<b>RANGE ROVER EVOQUE</b>					V8 4.4L 4394cc				
L4 2.0L 1999cc 122 CID Turbo					V8 4.4L 4394cc				

See pages 13-16 for footnotes.



Pass Car Light Truck Fuel Filter Section

LAND ROVER 2008 — LEXUS 2023

Year/Año/Année Model/Modelo/Modèle Engine/Motor/Moteur	Eng. Code Código de motor Code moteur	VIN NIV NIV	GOLD Fuel Combustible Carburant	ProSelect Fuel Combustible Carburant	Year/Año/Année Model/Modelo/Modèle Engine/Motor/Moteur	Eng. Code Código de motor Code moteur	VIN NIV NIV	GOLD Fuel Combustible Carburant	ProSelect Fuel Combustible Carburant
<b>LAND ROVER (Cont'd/Suite)</b>					<b>LAND ROVER (Cont'd/Suite)</b>				
<b>2008</b>					<b>2003 (Cont'd/Suite)</b>				
LR2					DISCOVERY (Cont'd/Suite)				
L6 3.2L 3192cc		N	N/S	N/S	V8 4.6L 4554cc 278 CID		6	3481	23481
LR3					FREELANDER				
V6 4.0L 4009cc 245 CID		4	N/S	N/S	V6 2.5L 2500cc 153 CID			N/A	N/A
V8 4.4L 4394cc		5	N/S	N/S	RANGE ROVER				
RANGE ROVER					V8 4.4L 4398cc	M62	1	N/A	N/A
V8 4.2L 4196cc Super Charged		3	N/S	N/S	<b>2002</b>				
V8 4.4L 4394cc		5	N/S	N/S	DISCOVERY				
RANGE ROVER SPORT					V8 4.0L 3950cc (Mex.)			3481	23481
V8 4.2L 4196cc Super Charged		3	N/S	N/S	DISCOVERY SERIES II				
V8 4.4L 4394cc		5	N/S	N/S	V8 4.0L 3950cc		2	3481	23481
<b>2007</b>							5	3481	23481
LR3					FREELANDER				
V6 4.0L 4009cc 245 CID		4	N/S	N/S	V6 2.5L 2500cc 153 CID			N/A	N/A
V8 4.4L 4394cc		5	N/S	N/S	RANGE ROVER				
RANGE ROVER					V8 4.6L 4554cc 278 CID		6	3481	23481
V8 4.2L 4196cc Super Charged		3	N/S	N/S	<b>2001</b>				
V8 4.4L 4394cc		5	N/S	N/S	DISCOVERY				
RANGE ROVER SPORT					V8 4.0L 3950cc (Mex.)			3481	23481
V8 4.2L 4196cc Super Charged		3	N/S	N/S	DISCOVERY SERIES II				
V8 4.4L 4394cc		5	N/S	N/S	V8 4.0L 3950cc		2	3481	23481
<b>2006</b>							5	3481	23481
FREELANDER					FREELANDER				
V6 2.5L 2500cc 153 CID			N/R	N/R	V6 2.5L (Mex.)			N/S	N/S
V6 2.5L 2500cc 153 CID (Mex.)			N/R	N/R	RANGE ROVER				
LR3					V8 4.6L 4554cc 278 CID		6	3481	23481
V6 4.0L 4009cc 245 CID		4	N/S	N/S	<b>LEXUS</b>				
V8 4.4L 4394cc		5	N/S	N/S	<b>2023</b>				
RANGE ROVER					ES 250				
V8 4.2L 4196cc Super Charged		3	N/S	N/S	L4 2.5L 2500CC 153CID			N/S	N/S
V8 4.4L 4394cc		5	N/S	N/S	ES 300H				
RANGE ROVER SPORT					L4 2.5L 2494cc 152 CID Electric/Gas	2ARFXE		N/S	N/S
V8 4.2L 4196cc Super Charged		3	N/S	N/S	ES 350				
V8 4.4L 4394cc		5	N/S	N/S	V6 3.5L 3456cc	2GRFE		N/S	N/S
<b>2005</b>					ES 350 F Sport				
FREELANDER					V6 3.5L 3456cc	2GRFE		N/S	N/S
V6 2.5L 2500cc 153 CID			N/A	N/A	GX 460				
LR3					V8 4.6L 4608cc	1URFE		N/S	N/S
V6 4.0L 4009cc 245 CID		4	N/S	N/S	IS 300				
V8 4.4L 4394cc			N/S	N/S	L4 2.0L 1998cc Turbo			N/S	N/S
RANGE ROVER					IS 300 AWD				
V8 4.4L 4398cc			N/S	N/S	V6 3.5L 3500CC 214CID	2GRFSE		N/A	N/A
<b>2004</b>					IS 350				
DISCOVERY					V6 3.5L 3500CC 214CID	2GRFSE		N/A	N/A
V8 4.6L 4554cc 278 CID		9	3481	23481	IS 500				
FREELANDER					V8 5.0L 4969CC 303CID	2UR-GSE		N/S	N/S
V6 2.5L 2500cc 153 CID			N/A	N/A	LC 500				
RANGE ROVER					V8 5.0L 4969cc 303 CID	2URGSE		N/S	N/S
V8 4.4L 4398cc	M62	1	N/A	N/A	LC 500h				
<b>2003</b>					V6 3.5L Electric/Gas			N/S	N/S
DISCOVERY					LS500				
V8 4.6L 4554cc 278 CID		4	3481	23481	V6 3.5L 3445CC Turbo			N/S	N/S

See pages 13-16 for footnotes.

*Italicized Part Numbers May Not Be Available.*  
 Las piezas con números en *italicas* pueden no estar disponibles.  
 Les numéros de pièce en *italiques* peuvent ne pas être disponibles.

P  
a  
s  
s  
C  
a  
r  
L  
i  
g  
h  
t  
T  
r  
u  
c  
k  
F  
u  
e  
l  
F  
i  
l  
t  
e  
r  
s



Year/Año/Année Model/Modelo/Modèle Engine/Motor/Moteur	Eng. Code Código de motor Code moteur	VIN NIV NIV	GOLD Fuel Combustible Carburant	ProSelect Fuel Combustible Carburant	Year/Año/Année Model/Modelo/Modèle Engine/Motor/Moteur	Eng. Code Código de motor Code moteur	VIN NIV NIV	GOLD Fuel Combustible Carburant	ProSelect Fuel Combustible Carburant
<b>LEXUS (Cont'd/Suite)</b>					<b>LEXUS (Cont'd/Suite)</b>				
<b>2023 (Cont'd/Suite)</b>					<b>2022 (Cont'd/Suite)</b>				
<b>LS500h</b>					<b>LC 500</b>				
V6 3.5L Electric/Gas			N/S	N/S	V8 5.0L 4969cc 303 CID	2URGSE		N/S	N/S
<b>LX 600</b>					<b>LC 500h</b>				
V6 3.5L 3444CC 210CID Turbo Electric/Gas	V35A-FTS		N/S	N/S	V6 3.5L Electric/Gas			N/S	N/S
<b>NX 250</b>					<b>LS500</b>				
L4 2.5L 2500CC 153CID			N/S	N/S	V6 3.5L 3445CC Turbo			N/S	N/S
<b>NX 350</b>					<b>LS500h</b>				
L4 2.4L 2400CC 146CID Turbo			N/S	N/S	V6 3.5L Electric/Gas			N/S	N/S
<b>NX 350 F SPORT</b>					<b>LX 600</b>				
L4 2.4L 2400CC 146CID Turbo			N/S	N/S	V6 3.5L 3444CC 210CID Turbo Electric/Gas	V35A-FTS		N/S	N/S
<b>NX 350h</b>					<b>NX 250</b>				
L4 2.5L 2500CC 153CID			N/S	N/S	L4 2.5L 2500CC 153CID			N/S	N/S
<b>NX 450h F SPORT</b>					<b>NX 350</b>				
L4 2.5L 2500CC 153CID			N/S	N/S	L4 2.4L 2400CC 146CID Turbo			N/S	N/S
<b>NX 450h plus</b>					<b>NX 350 F SPORT</b>				
L4 2.5L 2487CC 152CID			N/S	N/S	L4 2.4L 2400CC 146CID Turbo			N/S	N/S
<b>RC 300</b>					<b>NX 350h</b>				
L4 2.0L 1998cc Turbo			N/A	N/A	L4 2.5L 2500CC 153CID			N/S	N/S
<b>RC 350</b>					<b>NX 450h F SPORT</b>				
V6 3.5L			N/S	N/S	L4 2.5L 2500CC 153CID			N/S	N/S
<b>RC F</b>					<b>NX 450h plus</b>				
V8 5.0L 4969cc 303 CID	2URGSE		N/S	N/S	L4 2.5L 2500CC 153CID			N/S	N/S
<b>RX 350</b>					<b>RC 300</b>				
L4 2.4L 2393CC 146CID Turbo	T24A-FTS		N/S	N/S	L4 2.0L 1998cc Turbo			N/A	N/A
<b>RX350h</b>					<b>V6 3.5L</b>				
L4 2.5L 2487CC 152CID Turbo Electric/Gas			N/S	N/S				N/S	N/S
<b>RX450hL</b>					<b>RC 350</b>				
V6 3.5L Electric/Gas			N/A	N/A	V6 3.5L			N/S	N/S
<b>RX500h</b>					<b>RC F</b>				
L4 2.4L 2400CC 146CID Turbo			N/S	N/S	V8 5.0L 4969cc 303 CID	2URGSE		N/S	N/S
<b>UX 200</b>					<b>RX 350</b>				
L4 2.0L 2000CC 122CID Turbo			N/S	N/S	V6 3.5L	2GRFKS		N/A	N/A
<b>UX 250h Hybrid</b>					<b>RX 450H</b>				
L4 2.0L 2000CC 122CID Turbo			N/S	N/S	V6 3.5L 3456cc Electric/Gas	2GRFXE		N/A	N/A
<b>2022</b>					<b>2021</b>				
<b>ES 250</b>					<b>ES 250</b>				
L4 2.5L 2500CC 153CID			N/S	N/S	L4 2.5L 2500CC 153CID			N/S	N/S
<b>ES 300H</b>					<b>ES 300H</b>				
L4 2.5L 2494cc 152 CID Electric/Gas	2ARFXE		N/S	N/S	L4 2.5L 2494cc 152 CID Electric/Gas	2ARFXE		N/S	N/S
<b>ES 350</b>					<b>ES 350</b>				
V6 3.5L 3456cc	2GRFE		N/S	N/S	V6 3.5L 3456cc	2GRFE		N/S	N/S
<b>ES 350 F Sport</b>					<b>ES 350 F Sport</b>				
V6 3.5L 3456cc	2GRFE		N/S	N/S	V6 3.5L 3456cc	2GRFE		N/S	N/S
<b>GX 460</b>					<b>GX 460</b>				
V8 4.6L 4608cc	1URFE		N/S	N/S	V8 4.6L 4608cc	1URFE		N/S	N/S
<b>IS 300</b>					<b>IS 300</b>				
L4 2.0L 1998cc Turbo			N/S	N/S	L4 2.0L 1998cc Turbo			N/S	N/S
<b>IS 300 AWD</b>					<b>IS 300</b>				
V6 3.5L 3500CC 214CID	2GRFSE		N/A	N/A	L4 2.0L 1998cc Turbo			N/S	N/S
<b>IS 350</b>					<b>IS 300</b>				
V6 3.5L 3500CC 214CID	2GRFSE		N/A	N/A				N/S	N/S
<b>IS 500</b>					<b>IS 300</b>				
V8 5.0L 4969CC 303CID	2UR-GSE		N/S	N/S				N/S	N/S

See pages 13-16 for footnotes.

*Italicized Part Numbers May Not Be Available.*  
 Las piezas con números en *italicas* pueden no estar disponibles.  
 Les numéros de pièce en *italiques* peuvent ne pas être disponibles.



Pass Car Light Truck Fuel Filter Section

LEXUS 2021-2019

Year/Año/Année Model/Modelo/Modèle Engine/Motor/Moteur	Eng. Code Código de motor Code moteur	VIN NIV NIV	GOLD Fuel Combustible Carburant	ProSelect Fuel Combustible Carburant	Year/Año/Année Model/Modelo/Modèle Engine/Motor/Moteur	Eng. Code Código de motor Code moteur	VIN NIV NIV	GOLD Fuel Combustible Carburant	ProSelect Fuel Combustible Carburant
<b>LEXUS (Cont'd/Suite)</b>					<b>LEXUS (Cont'd/Suite)</b>				
<b>2021</b> (Cont'd/Suite)					<b>2020</b> (Cont'd/Suite)				
<b>IS 300 AWD</b>					<b>IS 300 AWD</b>				
V6 3.5L 3500CC 214CID	2GRFSE		N/S	N/S	V6 3.5L 3500CC 214CID	2GRFSE		N/S	N/S
<b>IS 350</b>					<b>IS 350</b>				
V6 3.5L 3500CC 214CID	2GRFSE		N/S	N/S	V6 3.5L 3500CC 214CID	2GRFSE		N/S	N/S
<b>LC 500</b>					<b>LC 500</b>				
V8 5.0L 4969cc			N/S	N/S	V8 5.0L 4969cc			N/S	N/S
<b>LC 500h</b>					<b>LC 500h</b>				
V6 3.5L Electric/Gas			N/S	N/S	V6 3.5L Electric/Gas			N/S	N/S
<b>LS500</b>					<b>LS500</b>				
V6 3.5L 3445CC Turbo			N/S	N/S	V6 3.5L 3445CC Turbo			N/S	N/S
<b>LS500h</b>					<b>LS500h</b>				
V6 3.5L Electric/Gas			N/S	N/S	V6 3.5L Electric/Gas			N/S	N/S
<b>LX 570</b>					<b>LX 570</b>				
V8 5.7L 5663cc 345 CID	3URFE	3526		N/A	V8 5.7L 5663cc 345 CID	3URFE	3526		N/A
<b>NX 300H</b>					<b>NX 300H</b>				
L4 2.5L 2494cc 152 CID Electric/Gas	2ARFXE		N/S	N/S	L4 2.5L 2494cc 152 CID Electric/Gas	2ARFXE		N/S	N/S
<b>NX300</b>					<b>NX300</b>				
L4 2.0L 1998cc Turbo			N/S	N/S	L4 2.0L 1998cc Turbo			N/S	N/S
<b>RC 300</b>					<b>RC 300</b>				
L4 2.0L 1998cc Turbo			N/S	N/S	L4 2.0L 1998cc Turbo			N/S	N/S
V6 3.5L 3456cc			N/S	N/S	V6 3.5L 3456cc			N/S	N/S
<b>RC 350</b>					<b>RC 350</b>				
V6 3.5L			N/S	N/S	V6 3.5L			N/S	N/S
<b>RC F</b>					<b>RC F</b>				
V8 5.0L 4969cc 303 CID	2URGSE		N/S	N/S	V8 5.0L 4969cc 303 CID	2URGSE		N/S	N/S
<b>RX 350</b>					<b>RX 350</b>				
V6 3.5L	2GRFKS		N/S	N/S	V6 3.5L	2GRFKS		N/S	N/S
<b>RX 450H</b>					<b>RX 450H</b>				
V6 3.5L 3456cc Electric/Gas	2GRFXE		N/A	N/A	V6 3.5L 3456cc Electric/Gas	2GRFXE		N/A	N/A
<b>RX350L</b>					<b>RX350L</b>				
V6 3.5L			N/S	N/S	V6 3.5L			N/S	N/S
<b>RX450hL</b>					<b>RX450hL</b>				
V6 3.5L Electric/Gas			N/S	N/S	V6 3.5L Electric/Gas			N/S	N/S
<b>UX 200</b>					<b>UX 200</b>				
L4 2.0L 2000CC 122CID Turbo			N/S	N/S	L4 2.0L 2000CC 122CID Turbo			N/S	N/S
<b>UX 250h Hybrid</b>					<b>UX 250h Hybrid</b>				
L4 2.0L 2000CC 122CID Turbo			N/S	N/S	L4 2.0L 2000CC 122CID Turbo			N/S	N/S
<b>2020</b>					<b>2019</b>				
<b>ES 300H</b>					<b>ES 300H</b>				
L4 2.5L 2494cc 152 CID Electric/Gas	2ARFXE		N/S	N/S	L4 2.5L 2494cc 152 CID Electric/Gas	2ARFXE		N/S	N/S
<b>ES 350</b>					<b>ES 350</b>				
V6 3.5L 3456cc	2GRFE		N/S	N/S	V6 3.5L 3456cc	2GRFE		N/S	N/S
<b>ES 350 F Sport</b>					<b>ES 350 F Sport</b>				
V6 3.5L 3456cc	2GRFE		N/S	N/S	V6 3.5L 3456cc	2GRFE		N/S	N/S
<b>GS 300</b>					<b>GS 300</b>				
L4 2.0L 2000CC 122CID Turbo			N/S	N/S	L4 2.0L 2000CC 122CID Turbo			N/S	N/S
<b>GS 350</b>					<b>GS 350</b>				
V6 3.5L			N/S	N/S	V6 3.5L			N/S	N/S
<b>GS F</b>					<b>GS F</b>				
V8 5.0L 4969cc 303 CID			N/S	N/S	V8 5.0L 4969cc 303 CID			N/S	N/S
<b>GX 460</b>					<b>GX 460</b>				
V8 4.6L 4608cc	1URFE		N/S	N/S	V8 4.6L 4608cc	1URFE		N/S	N/S
<b>IS 300</b>					<b>IS 300</b>				
L4 2.0L 1998cc Turbo			N/S	N/S	L4 2.0L 1998cc Turbo			N/S	N/S

See pages 13-16 for footnotes.

*Italicized Part Numbers May Not Be Available.*  
 Las piezas con números en *italicas* pueden no estar disponibles.  
 Les numéros de pièce en *italiques* peuvent ne pas être disponibles.

P  
a  
s  
s  
C  
a  
r  
L  
i  
g  
h  
t  
T  
r  
u  
c  
k  
F  
u  
e  
l  
F  
i  
l  
t  
e  
r  
s





LEXUS 2019-2017

Pass Car Light Truck Fuel Filter Section

Year/Año/Année Model/Modelo/Modèle Engine/Motor/Moteur	Eng. Code Código de motor Code moteur	VIN NIV NIV	GOLD Fuel Combustible Carburant	ProSelect Fuel Combustible Carburant	Year/Año/Année Model/Modelo/Modèle Engine/Motor/Moteur	Eng. Code Código de motor Code moteur	VIN NIV NIV	GOLD Fuel Combustible Carburant	ProSelect Fuel Combustible Carburant
<b>LEXUS (Cont'd/Suite)</b>					<b>LEXUS (Cont'd/Suite)</b>				
<b>2019 (Cont'd/Suite)</b>					<b>2018 (Cont'd/Suite)</b>				
<b>IS 300 AWD</b>					<b>IS 300 (Cont'd/Suite)</b>				
V6 3.5L 3500CC 214CID	2GRFSE		N/S	N/S	V6 3.5L 3500CC 214CID	2GRFSE		N/S	N/S
<b>IS 350</b>					<b>IS 350</b>				
V6 3.5L 3500CC 214CID	2GRFSE		N/S	N/S	V6 3.5L 3500CC 214CID	2GRFSE		N/S	N/S
<b>LC 500</b>					<b>LC 500</b>				
V8 5.0L 4969cc			N/S	N/S	V8 5.0L 4969cc			N/S	N/S
<b>LC 500h</b>					<b>LC 500h</b>				
V6 3.5L Electric/Gas			N/S	N/S	V6 3.5L Electric/Gas			N/S	N/S
<b>LS500</b>					<b>LS500</b>				
V6 3.5L 3445CC Turbo			N/S	N/S	V6 3.5L 3445CC Turbo			N/S	N/S
<b>LS500h</b>					<b>LS500h</b>				
V6 3.5L Electric/Gas			N/S	N/S	V6 3.5L Electric/Gas			N/S	N/S
<b>LX 570</b>					<b>LX 570</b>				
V8 5.7L 5663cc 345 CID	3URFE	3526		N/A	V8 5.7L 5663cc 345 CID	3URFE	3526		N/A
<b>NX 300H</b>					<b>NX 300H</b>				
L4 2.5L 2494cc 152 CID Electric/Gas	2ARFXE		N/S	N/S	L4 2.5L 2494cc 152 CID Electric/Gas	2ARFXE		N/S	N/S
<b>NX300</b>					<b>NX300</b>				
L4 2.0L 1998cc			N/S	N/S	L4 2.0L 1998cc			N/S	N/S
<b>RC 300</b>					<b>RC 300</b>				
L4 2.0L 1998cc Turbo			N/S	N/S	L4 2.0L 1998cc Turbo			N/S	N/S
V6 3.5L 3456cc			N/S	N/S	V6 3.5L 3456cc			N/S	N/S
<b>RC 350</b>					<b>RC 350</b>				
V6 3.5L			N/S	N/S	V6 3.5L			N/S	N/S
<b>RC F</b>					<b>RC F</b>				
V8 5.0L 4969cc 303 CID	2URGSE		N/S	N/S	V8 5.0L 4969cc 303 CID	2URGSE		N/S	N/S
<b>RX 350</b>					<b>RX 350</b>				
V6 3.5L	2GRFKS		N/S	N/S	V6 3.5L	2GRFKS		N/S	N/S
<b>RX 450H</b>					<b>RX 450H</b>				
V6 3.5L 3456cc Electric/Gas	2GRFXE		N/A	N/A	V6 3.5L 3456cc Electric/Gas	2GRFXE		N/A	N/A
<b>RX350L</b>					<b>RX350L</b>				
V6 3.5L			N/S	N/S	V6 3.5L			N/S	N/S
<b>RX450hL</b>					<b>RX450hL</b>				
V6 3.5L Electric/Gas			N/S	N/S	V6 3.5L Electric/Gas			N/S	N/S
<b>UX 200</b>					<b>2017</b>				
L4 2.0L 2000CC 122CID Turbo			N/S	N/S	<b>CT 200H</b>				
<b>UX 250h Hybrid</b>					L4 1.8L 1798cc Electric/Gas				
L4 2.0L 2000CC 122CID Turbo			N/S	N/S	L4 1.8L 1798cc Electric/Gas	2ZRFXE		N/S	N/S
<b>2018</b>					<b>ES 300H</b>				
<b>ES 300H</b>					L4 2.5L 2494cc 152 CID Electric/Gas				
L4 2.5L 2494cc 152 CID Electric/Gas	2ARFXE		N/S	N/S	L4 2.5L 2494cc 152 CID Electric/Gas	2ARFXE	W	N/S	N/S
<b>ES 350</b>					<b>ES 350</b>				
V6 3.5L 3456cc	2GRFE		N/S	N/S	V6 3.5L 3456cc	2GRFE		N/S	N/S
<b>GS 300</b>					<b>GS 350</b>				
L4 2.0L 2000CC 122CID Turbo			N/S	N/S	V6 3.5L		E	N/S	N/S
<b>GS 350</b>					<b>GS 450H</b>				
V6 3.5L			N/S	N/S	V6 3.5L Electric/Gas		C	N/S	N/S
<b>GS 450H</b>					<b>GS F</b>				
V6 3.5L Electric/Gas			N/S	N/S	V8 5.0L 4969cc 303 CID			N/S	N/S
<b>GS F</b>					<b>GS Turbo</b>				
V8 5.0L 4969cc 303 CID			N/S	N/S	L4 2.0L 1998cc Turbo			N/S	N/S
<b>GX 460</b>					<b>GS200t</b>				
V8 4.6L 4608cc	1URFE		N/S	N/S	L4 2.0L 1998cc			N/S	N/S
<b>IS 300</b>					<b>GX 460</b>				
L4 2.0L 1998cc Turbo			N/S	N/S	V8 4.6L 4608cc	1URFE		N/S	N/S
<b>IS 300</b>					<b>IS 300</b>				
L4 2.0L 1998cc Turbo			N/S	N/S	V6 3.5L 3500CC 214CID	2GRFSE		N/S	N/S

See pages 13-16 for footnotes.

*Italicized Part Numbers May Not Be Available.*  
 Las piezas con números en *italicas* pueden no estar disponibles.  
 Les numéros de pièce en *italiques* peuvent ne pas être disponibles.



Pass Car Light Truck Fuel Filter Section

LEXUS 2017-2015

Year/Año/Année Model/Modelo/Modèle Engine/Motor/Moteur	Eng. Code Código de motor Code moteur	VIN NIV NIV	GOLD Fuel Combustible Carburant	ProSelect Fuel Combustible Carburant	Year/Año/Année Model/Modelo/Modèle Engine/Motor/Moteur	Eng. Code Código de motor Code moteur	VIN NIV NIV	GOLD Fuel Combustible Carburant	ProSelect Fuel Combustible Carburant
<b>LEXUS (Cont'd/Suite)</b>					<b>LEXUS (Cont'd/Suite)</b>				
<b>2017 (Cont'd/Suite)</b>					<b>2016 (Cont'd/Suite)</b>				
<b>IS 350</b>					<b>NX 200T</b>				
V6 3.5L 3500CC 214CID	2GRFSE		N/S	N/S	L4 2.0L 1998cc Turbo			N/S	N/S
<b>IS200T</b>					<b>NX 300H</b>				
L4 2.0L 1998cc Turbo			N/S	N/S	L4 2.5L 2494cc 152 CID Electric/Gas	2ARFXE		N/S	N/S
<b>LS 460</b>					<b>RC 200T</b>				
V8 4.6L 4608cc	1URFSE		N/S	N/S	L4 2.0L 1998cc Turbo			N/S	N/S
<b>LX 570</b>					<b>RC 300</b>				
V8 5.7L 5663cc 345 CID	3URFE	3526		N/A	V6 3.5L 3456cc			N/S	N/S
<b>NX 200T</b>					<b>RC 350</b>				
L4 2.0L 1998cc Turbo			N/S	N/S	V6 3.5L			N/S	N/S
<b>NX 300H</b>					<b>RC F</b>				
L4 2.5L 2494cc 152 CID Electric/Gas	2ARFXE		N/S	N/S	V8 5.0L 4969cc 303 CID	2URGSE		N/S	N/S
<b>RC 200T</b>					<b>RX 350</b>				
L4 2.0L 1998cc Turbo			N/S	N/S	V6 3.5L	2GRFKS	K	N/S	N/S
<b>RC 300</b>					<b>RX 450H</b>				
V6 3.5L 3456cc			N/S	N/S	V6 3.5L 3456cc Electric/Gas	2GRFXE	C	N/S	N/S
<b>RC 350</b>					<b>2015</b>				
V6 3.5L			N/S	N/S	<b>CT 200H</b>				
<b>RC F</b>					L4 1.8L 1798cc Electric/Gas				
V8 5.0L 4969cc 303 CID	2URGSE		N/S	N/S	ES 300H				
<b>RX 350</b>					L4 2.5L 2494cc 152 CID Electric/Gas				
V6 3.5L	2GRFKS	K	N/S	N/S	ES 350				
<b>RX 450H</b>					V6 3.5L 3456cc				
V6 3.5L 3456cc Electric/Gas	2GRFXE	C	N/S	N/S	GS 350				
<b>2016</b>					V6 3.5L 3500CC 214CID				
<b>CT 200H</b>					GS 450H				
L4 1.8L 1798cc Electric/Gas	2ZRFXE		N/S	N/S	V6 3.5L 3456cc Electric/Gas				
<b>ES 300H</b>					V8 4.6L 4608cc				
L4 2.5L 2494cc 152 CID Electric/Gas	2ARFXE	W	N/S	N/S	<b>IS 250</b>				
<b>ES 350</b>					V6 2.5L 2499cc				
V6 3.5L 3456cc	2GRFE		N/S	N/S	<b>IS 250 C</b>				
<b>GS 350</b>					V6 2.5L 2499cc				
V6 3.5L		E	N/S	N/S	<b>IS 350</b>				
<b>GS 450H</b>					V6 3.5L 3500CC 214CID				
V6 3.5L Electric/Gas		C	N/S	N/S	<b>IS 350 C</b>				
<b>GS F</b>					V6 3.5L 3500CC 214CID				
V8 5.0L 4969cc 303 CID			N/S	N/S	<b>LS 460</b>				
<b>GS200t</b>					V8 4.6L 4608cc				
L4 2.0L 1998cc			N/S	N/S	<b>LS 600H L</b>				
<b>GX 460</b>					V8 5.0L 4968cc Electric/Gas				
V8 4.6L 4608cc	1URFE		N/S	N/S	<b>LX 570</b>				
<b>IS 300</b>					V8 5.7L 5663cc 345 CID				
V6 3.5L 3500CC 214CID	2GRFSE		N/S	N/S	<b>NX 200T</b>				
<b>IS 350</b>					L4 2.0L 1998cc Turbo				
V6 3.5L 3500CC 214CID	2GRFSE		N/S	N/S	<b>NX 300H</b>				
<b>IS200T</b>					L4 2.5L 2494cc 152 CID Electric/Gas				
L4 2.0L 1998cc Turbo			N/S	N/S	<b>RC 350</b>				
<b>LS 460</b>					V6 3.5L				
V8 4.6L 4608cc	1URFSE		N/S	N/S	<b>RC F</b>				
<b>LS 600H</b>					V8 5.0L 4969cc 303 CID				
V8 5.0L 4968cc Electric/Gas	2URSFSE	L	N/S	N/S	<b>RX 350</b>				
<b>LX 570</b>					V6 3.5L 3456cc				
V8 5.7L 5663cc 345 CID	3URFE	3526		N/A	2GRFE	K	N/S	N/S	

See pages 13-16 for footnotes.

*Italicized Part Numbers May Not Be Available.*  
 Las piezas con números en *italicas* pueden no estar disponibles.  
 Les numéros de pièce en *italiques* peuvent ne pas être disponibles.

P  
a  
s  
s  
C  
a  
r  
L  
i  
g  
h  
t  
T  
r  
u  
c  
k  
F  
u  
e  
l  
F  
i  
l  
t  
e  
r  
s



LEXUS 2015-2011

Pass Car Light Truck Fuel Filter Section

Year/Año/Année Model/Modelo/Modèle Engine/Motor/Moteur	Eng. Code Código de motor Code moteur	VIN NIV NIV	GOLD Fuel Combustible Carburant	ProSelect Fuel Combustible Carburant	Year/Año/Année Model/Modelo/Modèle Engine/Motor/Moteur	Eng. Code Código de motor Code moteur	VIN NIV NIV	GOLD Fuel Combustible Carburant	ProSelect Fuel Combustible Carburant
<b>LEXUS (Cont'd/Suite)</b>					<b>LEXUS (Cont'd/Suite)</b>				
<b>2015 (Cont'd/Suite)</b>					<b>2013 (Cont'd/Suite)</b>				
<b>RX 450H</b>					<b>IS 350</b>				
V6 3.5L 3456cc Electric/Gas	2GRFXE	C	N/S	N/S	V6 3.5L 3500CC 214CID	2GRFSE	E	N/S	N/S
<b>2014</b>					<b>IS 350 C</b>				
<b>CT 200H</b>					V6 3.5L 3500CC 214CID				
L4 1.8L 1798cc Electric/Gas	2ZRFXE		N/S	N/S	<b>IS F</b>				
<b>ES 300H</b>					V8 5.0L 4969cc 303 CID				
L4 2.5L 2494cc 152 CID Electric/Gas	2ARFXE	W	N/S	N/S	<b>LS 460</b>				
<b>ES 350</b>					V8 4.6L 4608cc				
V6 3.5L 3456cc	2GRFE		N/S	N/S	<b>LS 600H L</b>				
<b>GS 350</b>					V8 5.0L 4968cc Electric/Gas				
V6 3.5L 3500CC 214CID	2GRFSE	E	N/S	N/S	<b>LX 570</b>				
<b>GS 450H</b>					V8 5.7L 5663cc 345 CID				
V6 3.5L 3456cc Electric/Gas	2GRFSE	C	N/S	N/S	<b>RX 350</b>				
<b>GX 460</b>					V6 3.5L 3456cc				
V8 4.6L 4608cc	1URFE		N/S	N/S	<b>RX 450H</b>				
<b>IS 250</b>					V6 3.5L 3456cc Electric/Gas				
V6 2.5L 2499cc	4GRFSE	K	N/S	N/S	<b>2012</b>				
<b>IS 250 C</b>					<b>CT 200H</b>				
V6 2.5L 2499cc	4GRFSE	F	N/S	N/S	L4 1.8L 1798cc Electric/Gas				
<b>IS 350</b>					<b>ES 350</b>				
V6 3.5L 3500CC 214CID	2GRFSE	E	N/S	N/S	V6 3.5L 3456cc				
<b>IS 350 C</b>					<b>GX 460</b>				
V6 3.5L 3500CC 214CID	2GRFSE	E	N/S	N/S	V8 4.6L 4608cc				
<b>IS F</b>					<b>HS 250H</b>				
V8 5.0L 4969cc 303 CID	2URGSE	P	N/S	N/S	L4 2.4L 2362cc Electric/Gas				
<b>LS 460</b>					<b>IS 250</b>				
V8 4.6L 4608cc	1URFSE	L	N/S	N/S	V6 2.5L 2499cc				
<b>LS 600H L</b>					<b>IS 250 C</b>				
V8 5.0L 4968cc Electric/Gas	2URSFE	L	N/S	N/S	V6 2.5L 2499cc				
<b>LX 570</b>					<b>IS 350</b>				
V8 5.7L 5663cc 345 CID	3URFE	Y	3526	N/A	V6 3.5L 3500CC 214CID				
<b>RX 350</b>					<b>IS 350 C</b>				
V6 3.5L 3456cc	2GRFE	K	N/S	N/S	V6 3.5L 3500CC 214CID				
<b>RX 450H</b>					<b>IS F</b>				
V6 3.5L 3456cc Electric/Gas	2GRFXE	C	N/S	N/S	V8 5.0L 4969cc 303 CID				
<b>2013</b>					<b>LFA</b>				
<b>CT 200H</b>					V10 4.8L 4805cc				
L4 1.8L 1798cc Electric/Gas	2ZRFXE		N/S	N/S	<b>LS 460</b>				
<b>ES 300H</b>					V8 4.6L 4608cc				
L4 2.5L 2494cc 152 CID Electric/Gas	2ARFXE	W	N/S	N/S	<b>LS 600H L</b>				
<b>ES 350</b>					V8 5.0L 4968cc Electric/Gas				
V6 3.5L 3456cc	2GRFE		N/S	N/S	<b>LX 570</b>				
<b>GS 350</b>					V8 5.7L 5663cc 345 CID				
V6 3.5L 3500CC 214CID	2GRFSE	E	N/S	N/S	<b>RX 350</b>				
<b>GS 450H</b>					V6 3.5L 3456cc				
V6 3.5L 3456cc Electric/Gas	2GRFSE	C	N/S	N/S	<b>RX 450H</b>				
<b>GX 460</b>					V6 3.5L 3456cc Electric/Gas				
V8 4.6L 4608cc	1URFE		N/S	N/S	<b>2011</b>				
<b>IS 250</b>					<b>CT 200H</b>				
V6 2.5L 2499cc	4GRFSE	K	N/S	N/S	L4 1.8L 1798cc Electric/Gas				
<b>IS 250 C</b>					<b>ES 350</b>				
V6 2.5L 2499cc	4GRFSE	F	N/S	N/S	V6 3.5L 3456cc				

See pages 13-16 for footnotes.

*Italicized Part Numbers May Not Be Available.*  
Las piezas con números en *italicas* pueden no estar disponibles.  
Les numéros de pièce en *italiques* peuvent ne pas être disponibles.



Pass Car Light Truck Fuel Filter Section

LEXUS 2011-2008

Year/Año/Année Model/Modelo/Modèle Engine/Motor/Moteur	Eng. Code Código de motor Code moteur	VIN NIV NIV	GOLD Fuel Combustible Carburant	ProSelect Fuel Combustible Carburant	Year/Año/Année Model/Modelo/Modèle Engine/Motor/Moteur	Eng. Code Código de motor Code moteur	VIN NIV NIV	GOLD Fuel Combustible Carburant	ProSelect Fuel Combustible Carburant
<b>LEXUS (Cont'd/Suite)</b>					<b>LEXUS (Cont'd/Suite)</b>				
<b>2011 (Cont'd/Suite)</b>					<b>2010 (Cont'd/Suite)</b>				
<b>GS 350</b>					<b>LS 460</b>				
V6 3.5L 3500CC 214CID	2GRFSE	E	N/S	N/S	V8 4.6L 4608cc	1URFSE	L	N/S	N/S
<b>GS 450H</b>					<b>LS 600H L</b>				
V6 3.5L 3456cc Electric/Gas	2GRFSE	E	N/S	N/S	V8 5.0L 4968cc Electric/Gas	2URSFSE	L	N/S	N/S
<b>GS 460</b>					<b>LX 570</b>				
V8 4.6L 4608cc	1URFE	L	N/S	N/S	V8 5.7L 5663cc 345 CID	3URFE	Y	N/S	N/S
<b>GX 460</b>					<b>RX 350</b>				
V8 4.6L 4608cc	1URFE		N/S	N/S	V6 3.5L 3456cc	2GRFE	K	N/S	N/S
<b>HS 250H</b>					<b>RX 450H</b>				
L4 2.4L 2362cc Electric/Gas	2AZFXE	B	N/S	N/S	V6 3.5L 3456cc Electric/Gas	2GRFXE		N/S	N/S
<b>IS 250</b>					<b>SC 430</b>				
V6 2.5L 2499cc	4GRFSE	K	N/S	N/S	V8 4.3L 4293cc	3UZFE	N	N/S	N/S
<b>IS 250 C</b>					<b>2009</b>				
V6 2.5L 2499cc	4GRFSE	F	N/S	N/S	<b>ES 350</b>				
<b>IS 350</b>					V6 3.5L 3456cc				
V6 3.5L 3500CC 214CID	2GRFSE	E	N/S	N/S	2GRFE J N/S N/S				
<b>IS 350 C</b>					<b>GS 350</b>				
V6 3.5L 3500CC 214CID	2GRFSE	E	N/S	N/S	V6 3.5L 3500CC 214CID				
<b>IS F</b>					2GRFSE E N/S N/S				
V8 5.0L 4969cc 303 CID	2URGSE	P	N/S	N/S	<b>GS 450H</b>				
<b>LS 460</b>					V6 3.5L 3456cc Electric/Gas				
V8 4.6L 4608cc	1URFSE	L	N/S	N/S	2GRFSE E N/S N/S				
<b>LS 600H L</b>					<b>GS 460</b>				
V8 5.0L 4968cc Electric/Gas	2URSFSE	L	N/S	N/S	V8 4.6L 4608cc				
<b>LX 570</b>					1URFE L N/S N/S				
V8 5.7L 5663cc 345 CID	3URFE	Y	N/S	N/S	<b>GX 470</b>				
<b>RX 350</b>					V8 4.7L 4663cc				
V6 3.5L 3456cc	2GRFE	K	N/S	N/S	2UZFE T N/S N/S				
<b>RX 450H</b>					<b>IS 250</b>				
V6 3.5L 3456cc Electric/Gas	2GRFXE		N/S	N/S	V6 2.5L 2499cc				
<b>2010</b>					4GRFSE K N/S N/S				
<b>ES 350</b>					<b>IS 350</b>				
V6 3.5L 3456cc	2GRFE	J	N/S	N/S	V6 3.5L 3500CC 214CID				
<b>GS 350</b>					2GRFSE E N/S N/S				
V6 3.5L 3500CC 214CID	2GRFSE	E	N/S	N/S	<b>IS F</b>				
<b>GS 450H</b>					V8 5.0L 4969cc 303 CID				
V6 3.5L 3456cc Electric/Gas	2GRFSE	E	N/S	N/S	2URGSE P N/S N/S				
<b>GS 460</b>					<b>LS 460</b>				
V8 4.6L 4608cc	1URFE	L	N/S	N/S	V8 4.6L 4608cc				
<b>GX 460</b>					1URFSE L N/S N/S				
V8 4.6L 4608cc	1URFE		N/S	N/S	<b>LS 600H L</b>				
<b>HS 250H</b>					V8 5.0L 4968cc Electric/Gas				
L4 2.4L 2362cc Electric/Gas	2AZFXE	B	N/S	N/S	2URSFSE L N/S N/S				
<b>IS 250</b>					<b>LX 570</b>				
V6 2.5L 2499cc	4GRFSE	K	N/S	N/S	V8 5.7L 5663cc 345 CID				
<b>IS 250 C</b>					3URFE Y N/S N/S				
V6 2.5L 2499cc	4GRFSE	F	N/S	N/S	<b>RX 350</b>				
<b>IS 350</b>					V6 3.5L 3456cc				
V6 3.5L 3500CC 214CID	2GRFSE	E	N/S	N/S	2GRFE K N/S N/S				
<b>IS 350 C</b>					<b>RX 400H</b>				
V6 3.5L 3500CC 214CID	2GRFSE	E	N/S	N/S	V6 3.3L 3300cc Electric/Gas				
<b>IS F</b>					3MZFE W N/S N/S				
V8 5.0L 4969cc 303 CID	2URGSE	P	N/S	N/S	<b>SC 430</b>				
<b>2008</b>					V8 4.3L 4293cc				
<b>ES 350</b>					3UZFE N N/S N/S				
V6 3.5L 3456cc	2GRFE	J	N/S	N/S	<b>ES 350</b>				
<b>GS 350</b>					V6 3.5L 3456cc				
V6 3.5L 3500CC 214CID	2GRFSE	E	N/S	N/S	2GRFE J N/S N/S				
<b>GS 450H</b>					<b>GS 350</b>				
V6 3.5L 3456cc Electric/Gas	2GRFSE	E	N/S	N/S	V6 3.5L 3500CC 214CID				
<b>GS 460</b>					2GRFSE E N/S N/S				
V8 4.6L 4608cc	1URFE	L	N/S	N/S	<b>GS 450H</b>				
<b>GX 470</b>					V6 3.5L 3456cc Electric/Gas				
V8 4.7L 4663cc	2UZFE	T	N/S	N/S	2GRFSE E N/S N/S				

See pages 13-16 for footnotes.

*Italicized Part Numbers May Not Be Available.*  
 Las piezas con números en *italicas* pueden no estar disponibles.  
 Les numéros de pièce en *italiques* peuvent ne pas être disponibles.

P  
a  
s  
s  
C  
a  
r  
L  
i  
g  
h  
t  
T  
r  
u  
c  
k  
F  
u  
e  
l  
F  
i  
l  
t  
e  
r  
s



Year/Año/Année Model/Modelo/Modèle Engine/Motor/Moteur	Eng. Code Código de motor Code moteur	VIN NIV NIV	GOLD Fuel Combustible Carburant	ProSelect Fuel Combustible Carburant	Year/Año/Année Model/Modelo/Modèle Engine/Motor/Moteur	Eng. Code Código de motor Code moteur	VIN NIV NIV	GOLD Fuel Combustible Carburant	ProSelect Fuel Combustible Carburant
<b>LEXUS (Cont'd/Suite)</b>					<b>LEXUS (Cont'd/Suite)</b>				
<b>2008 (Cont'd/Suite)</b>					<b>2006 (Cont'd/Suite)</b>				
<b>IS 250</b>					<b>IS 250</b>				
V6 2.5L 2499cc	4GRFSE	K	N/S	N/S	V6 2.5L 2499cc	4GRFSE	K	N/S	N/S
<b>IS 350</b>					<b>IS 350</b>				
V6 3.5L 3500CC 214CID	2GRFSE	E	N/S	N/S	V6 3.5L 3500CC 214CID	2GRFSE	E	N/S	N/S
<b>IS F</b>					<b>LS 430</b>				
V8 5.0L 4969cc 303 CID	2URGSE	P	N/S	N/S	V8 4.3L 4293cc	3UZFE	N	N/S	N/S
<b>LS 460</b>					<b>LX 470</b>				
V8 4.6L 4608cc	1URFSE	L	N/S	N/S	V8 4.7L 4663cc	2UZFE	T	N/A <sup>139,61,61</sup> 3526 <sup>138</sup>	N/A <sup>139,61,61</sup> N/A <sup>138</sup>
<b>LS 600H L</b>					<b>RX 330</b>				
V8 5.0L 4968cc Electric/Gas	2URFSE	L	N/S	N/S	V6 3.3L 3300cc	3MZFE	K	N/S	N/S
<b>LX 570</b>					<b>RX 400H</b>				
V8 5.7L 5663cc 345 CID	3URFE	Y	N/S	N/S	V6 3.3L 3300cc Electric/Gas	3MZFE	W	N/S	N/S
<b>RX 350</b>					<b>SC 430</b>				
V6 3.5L 3456cc	2GRFE	K	N/S	N/S	V8 4.3L 4293cc	3UZFE	N	N/S	N/S
<b>RX 400H</b>					<b>2005</b>				
V6 3.3L 3300cc Electric/Gas	3MZFE	W	N/S	N/S	<b>ES 330</b>				
V8 4.3L 4293cc	3UZFE	N	N/S	N/S	V6 3.3L 3300cc	3MZFE		N/S	N/S
<b>2007</b>					<b>GS 300</b>				
<b>ES 350</b>					L6 3.0L 2997cc				
V6 3.5L 3456cc	2GRFE	J	N/S	N/S	<b>GS 430</b>				
<b>GS 350</b>					V8 4.3L 4293cc				
V6 3.5L 3500CC 214CID	2GRFSE	E	N/S	N/S	<b>GX 470</b>				
<b>GS 430</b>					V8 4.7L 4663cc				
V8 4.3L 4293cc	3UZFE	N	N/S	N/S	<b>IS 300</b>				
<b>GS 450H</b>					L6 3.0L 2997cc				
V6 3.5L 3456cc Electric/Gas	2GRFSE	E	N/S	N/S	<b>LS 430</b>				
<b>GX 470</b>					V8 4.3L 4293cc				
V8 4.7L 4663cc	2UZFE	T	N/S	N/S	<b>LX 470</b>				
<b>IS 250</b>					V8 4.7L 4663cc				
V6 2.5L 2499cc	4GRFSE	K	N/S	N/S	<b>RX 330</b>				
<b>IS 350</b>					V6 3.3L 3300cc				
V6 3.5L 3500CC 214CID	2GRFSE	E	N/S	N/S	<b>SC 430</b>				
<b>LS 460</b>					V8 4.3L 4293cc				
V8 4.6L 4608cc	1URFSE	L	N/S	N/S	<b>2004</b>				
<b>LX 470</b>					<b>ES 330</b>				
V8 4.7L 4663cc	2UZFE	T	N/A <sup>139,61,61</sup> 3526 <sup>138</sup>	N/A <sup>139,61,61</sup> N/A <sup>138</sup>	V6 3.3L 3300cc	3MZFE	A	N/S	N/S
<b>RX 350</b>					<b>GS 300</b>				
V6 3.5L 3456cc	2GRFE	K	N/S	N/S	L6 3.0L 2997cc				
<b>RX 400H</b>					<b>GS 430</b>				
V6 3.3L 3300cc Electric/Gas	3MZFE	W	N/S	N/S	V8 4.3L 4293cc				
<b>SC 430</b>					<b>GX 470</b>				
V8 4.3L 4293cc	3UZFE	N	N/S	N/S	V8 4.7L 4663cc				
<b>2006</b>					<b>IS 300</b>				
<b>ES 330</b>					L6 3.0L 2997cc				
V6 3.3L 3300cc	3MZFE	A	N/S	N/S	<b>LS 430</b>				
<b>GS 300</b>					V8 4.3L 4293cc				
L6 3.0L 2997cc		H	N/S	N/S	<b>LX 470</b>				
<b>GS 430</b>					V8 4.7L 4663cc				
V8 4.3L 4293cc	3UZFE	N	N/S	N/S	<b>RX 330</b>				
<b>GX 470</b>					V6 3.3L 3300cc				
V8 4.7L 4663cc	2UZFE	T	N/S	N/S	3MZFE				
					N/S				
					N/S				

See pages 13-16 for footnotes.

*Italicized Part Numbers May Not Be Available.*  
Las piezas con números en *italicas* pueden no estar disponibles.  
Les numéros de pièce en *italiques* peuvent ne pas être disponibles.



## Pass Car Light Truck Fuel Filter Section

LEXUS 2004 — LINCOLN 2021

Year/Año/Année Model/Modelo/Modèle Engine/Motor/Moteur	Eng. Code Código de motor Code moteur	VIN NIV NIV	GOLD Fuel Combustible Carburant	ProSelect Fuel Combustible Carburant	Year/Año/Année Model/Modelo/Modèle Engine/Motor/Moteur	Eng. Code Código de motor Code moteur	VIN NIV NIV	GOLD Fuel Combustible Carburant	ProSelect Fuel Combustible Carburant
<b>LEXUS (Cont'd/Suite)</b>					<b>LEXUS (Cont'd/Suite)</b>				
<b>2004 (Cont'd/Suite)</b>					<b>2001 (Cont'd/Suite)</b>				
SC 430					LX 470				
V8 4.3L 4293cc	3UZFE		N/S	N/S	V8 4.7L 4663cc	2UZFE		N/A <sup>139,61,61</sup> 3526 <sup>138</sup>	N/A <sup>139,61,61</sup> N/A <sup>138</sup>
<b>2003</b>					<b>2002</b>				
ES 300					RX 300				
V6 3.0L 2995cc			N/S	N/S	V6 3.0L 2995cc			N/S	N/S
GS 300					<b>LINCOLN</b>				
L6 3.0L 2997cc			N/S	N/S	<b>2023</b>				
GS 430					AVIATOR				
V8 4.3L 4293cc	3UZFE		N/S	N/S	V6 3.0L 3000CC 183CID Turbo			N/S	N/S
GX 470					AVIATOR Hybrid				
V8 4.7L 4663cc	2UZFE		N/S	N/S	V6 3.0L 3000CC 183CID Turbo			N/S	N/S
IS 300					Corsair				
L6 3.0L 2997cc			N/S	N/S	L4 2.0L 122 CID Turbo			N/S	N/S
LS 430					Corsair Hybrid				
V8 4.3L 4293cc	3UZFE		N/S	N/S	L4 2.5L 2500CC 153CID			N/S	N/S
LX 470					Nautilus				
V8 4.7L 4663cc	2UZFE		N/A <sup>139,61,61</sup> 3526 <sup>138</sup>	N/A <sup>139,61,61</sup> N/A <sup>138</sup>	L4 2.0L 2000CC 122CID Turbo		3243		23243
RX 300					V6 2.7L 2700CC 165CID Turbo			N/S	N/S
V6 3.0L 2995cc			N/S	N/S	NAVIGATOR				
SC 430					V6 3.5L 3496cc 213 CID Turbo			N/S	N/S
V8 4.3L 4293cc	3UZFE		N/S	N/S	<b>2022</b>				
<b>2002</b>					<b>2021</b>				
ES 300					AVIATOR				
V6 3.0L 2995cc			N/S	N/S	V6 3.0L 3000CC 183CID Turbo			N/S	N/S
GS 300					AVIATOR Hybrid				
L6 3.0L 2997cc			N/S	N/S	V6 3.0L 3000CC 183CID Turbo			N/S	N/S
GS 430					Corsair				
V8 4.3L 4293cc	3UZFE		N/S	N/S	L4 2.0L 122 CID Turbo			N/S	N/S
IS 300					L4 2.3L 0CC OCID Turbo			N/S	N/S
L6 3.0L 2997cc			N/S	N/S	Corsair Hybrid				
LS 430					L4 2.5L 2500CC 153CID			N/S	N/S
V8 4.3L 4293cc	3UZFE		N/S	N/S	Nautilus				
LX 470					L4 2.0L 2000CC 122CID Turbo		3243		23243
V8 4.7L 4663cc	2UZFE		N/A <sup>139,61,61</sup> 3526 <sup>138</sup>	N/A <sup>139,61,61</sup> N/A <sup>138</sup>	V6 2.7L 2700CC 165CID Turbo			N/S	N/S
RX 300					NAVIGATOR				
V6 3.0L 2995cc			N/S	N/S	V6 3.5L 3496cc 213 CID Turbo			N/S	N/S
SC 430					<b>2021</b>				
V8 4.3L 4293cc	3UZFE		N/S	N/S	AVIATOR				
<b>2001</b>					<b>2020</b>				
ES 300					V6 3.0L 3000CC 183CID Turbo			N/S	N/S
V6 3.0L 2995cc			3581 <sup>138</sup>	23581 <sup>138</sup>	AVIATOR Hybrid				
GS 300					V6 3.0L 3000CC 183CID Turbo			N/S	N/S
L6 3.0L 2997cc			N/S	N/S	CONTINENTAL				
GS 430					V6 2.7L 164 CID Turbo			N/S	N/S
V8 4.3L 4293cc	3UZFE		N/S	N/S	V6 3.0L Turbo		3243		23243
IS 300					V6 3.7L 3726cc 227 CID			N/S	N/S
L6 3.0L 2997cc			N/S	N/S	Corsair				
LS 430					L4 2.0L 122 CID Turbo			N/S	N/S
V8 4.3L 4293cc	3UZFE		N/S	N/S	L4 2.3L 0CC OCID Turbo			N/S	N/S
<b>2001</b>					<b>2019</b>				
ES 300					Corsair Hybrid				
V6 3.0L 2995cc					L4 2.5L 2500CC 153CID			N/S	N/S
GS 300					Nautilus				
L6 3.0L 2997cc			N/S	N/S	L4 2.0L 2000CC 122CID Turbo		3243		23243
GS 430					V6 2.7L 2700CC 165CID Turbo			N/S	N/S
V8 4.3L 4293cc	3UZFE		N/S	N/S	<b>2018</b>				
IS 300					<b>2017</b>				
L6 3.0L 2997cc			N/S	N/S	<b>2016</b>				
LS 430					<b>2015</b>				
V8 4.3L 4293cc	3UZFE		N/S	N/S	<b>2014</b>				

See pages 13-16 for footnotes.

*Italicized Part Numbers May Not Be Available.*  
Las piezas con números en *italicas* pueden no estar disponibles.  
Les numéros de pièce en *italiques* peuvent ne pas être disponibles.



Year/Año/Année Model/Modelo/Modèle Engine/Motor/Moteur	Eng. Code Código de motor Code moteur	VIN NIV NIV	GOLD Fuel Combustible Carburant	ProSelect Fuel Combustible Carburant	Year/Año/Année Model/Modelo/Modèle Engine/Motor/Moteur	Eng. Code Código de motor Code moteur	VIN NIV NIV	GOLD Fuel Combustible Carburant	ProSelect Fuel Combustible Carburant
<b>LINCOLN (Cont'd/Suite)</b>					<b>LINCOLN (Cont'd/Suite)</b>				
<b>2021 (Cont'd/Suite)</b>					<b>2018 (Cont'd/Suite)</b>				
<b>NAVIGATOR</b>					<b>MKT</b>				
V6 3.5L 3496cc 213 CID Turbo			N/S	N/S	L4 2.0L 1999cc 122 CID Turbo			N/S	N/S
<b>2020</b>					V6 3.5L 3496cc 213 CID Turbo		T	N/S	N/S
<b>AVIATOR</b>					V6 3.7L 3726cc 227 CID			N/S	N/S
V6 3.0L 3000CC 183CID Turbo			N/S	N/S	<b>MKX</b>				
<b>CONTINENTAL</b>					V6 2.7L 164 CID Turbo			3243	23243
V6 2.7L 164 CID Turbo			N/S	N/S	V6 3.7L 3726cc 227 CID			N/S	N/S
V6 3.0L Turbo		3243	N/S	23243	<b>MKZ</b>				
V6 3.7L 3726cc 227 CID			N/S	N/S	L4 2.0L 122 CID Turbo			N/S	N/S
<b>Corsair</b>					V6 3.0L Turbo			N/S	N/S
L4 2.0L 122 CID Turbo			N/S	N/S	<b>MKZ HYBRID</b>				
L4 2.3L OCC 0CID Turbo			N/S	N/S	L4 2.0L 1999cc 122 CID Electric/Gas			N/S	N/S
<b>MKZ</b>					<b>NAVIGATOR</b>				
L4 2.0L 2000CC 122CID Turbo			N/S	N/S	V6 3.5L 3496cc 213 CID Turbo			N/S	N/S
V6 3.0L 3000CC 183CID Turbo	EcoBoost		N/S	N/S	<b>2017</b>				
<b>MKZ HYBRID</b>					<b>CONTINENTAL</b>				
L4 2.0L 2000CC 122CID	Hybrid		N/S	N/S	V6 2.7L 164 CID Turbo			N/S	N/S
<b>Nautilus</b>					V6 3.0L Turbo		3243	N/S	23243
L4 2.0L 2000CC 122CID Turbo			3243	23243	V6 3.7L 3726cc 227 CID			N/S	N/S
V6 2.7L 2700CC 165CID Turbo			N/S	N/S	<b>MKC</b>				
<b>NAVIGATOR</b>					L4 2.0L 122 CID Turbo			N/S	N/S
V6 3.5L 3496cc 213 CID Turbo			N/S	N/S	L4 2.3L OCC 0CID Turbo			N/S	N/S
<b>2019</b>					<b>MKT</b>				
<b>CONTINENTAL</b>					L4 2.0L 1999cc 122 CID Turbo		9	N/S	N/S
V6 2.7L 164 CID Turbo			N/S	N/S	V6 3.5L 3496cc 213 CID Turbo		T	N/S	N/S
V6 3.0L Turbo		3243	N/S	23243	V6 3.7L 3726cc 227 CID		K	N/S	N/S
V6 3.7L 3726cc 227 CID			N/S	N/S	<b>MKX</b>				
<b>MKC</b>					V6 2.7L 164 CID Turbo			3243	23243
L4 2.0L 122 CID Turbo			N/S	N/S	V6 3.7L 3726cc 227 CID		K	N/S	N/S
L4 2.3L OCC 0CID Turbo			N/S	N/S	<b>MKZ</b>				
<b>MKT</b>					L4 2.0L 122 CID Turbo			N/S	N/S
V6 3.5L 3496cc 213 CID Turbo		T	N/S	N/S	L4 2.0L 1999cc 122 CID Electric/Gas			N/S	N/S
<b>MKT Fleet Model</b>					V6 3.0L Turbo			N/S	N/S
V6 3.7L 3726cc 227 CID			N/S	N/S	<b>MKZ HYBRID</b>				
<b>MKZ</b>					L4 2.0L 1999cc 122 CID Electric/Gas		U	N/S	N/S
L4 2.0L 2000CC 122CID Turbo			N/S	N/S	<b>NAVIGATOR</b>				
V6 3.0L 3000CC 183CID Turbo	EcoBoost		N/S	N/S	V6 3.5L 3496cc 213 CID Turbo			N/S	N/S
<b>MKZ HYBRID</b>					<b>2016</b>				
L4 2.0L 2000CC 122CID	Hybrid		N/S	N/S	<b>MKC</b>				
<b>Nautilus</b>					L4 2.0L 122 CID Turbo			N/S	N/S
L4 2.0L 2000CC 122CID Turbo			3243	23243	L4 2.3L OCC 0CID Turbo			N/S	N/S
V6 2.7L 2700CC 165CID Turbo			N/S	N/S	<b>MKS</b>				
<b>NAVIGATOR</b>					V6 3.5L 3496cc 213 CID Turbo </>		T	N/S	N/S
V6 3.5L 3496cc 213 CID Turbo			N/S	N/S	V6 3.7L 3726cc 227 CID </>		K	N/S	N/S
<b>2018</b>					<b>MKT</b>				
<b>CONTINENTAL</b>					L4 2.0L 1999cc 122 CID Turbo		9	N/S	N/S
V6 2.7L 164 CID Turbo			N/S	N/S	V6 3.5L 3496cc 213 CID Turbo		T	N/S	N/S
V6 3.0L Turbo		3243	N/S	23243	V6 3.7L 3726cc 227 CID		K	N/S	N/S
V6 3.7L 3726cc 227 CID			N/S	N/S	<b>MKX</b>				
<b>MKC</b>					V6 2.7L 164 CID Turbo			3243	23243
L4 2.0L 122 CID Turbo			N/S	N/S	V6 3.7L 3726cc 227 CID		K	N/S	N/S
L4 2.3L OCC 0CID Turbo			N/S	N/S	<b>MKZ</b>				
<b>MKT</b>					L4 2.0L 1999cc 122 CID Turbo		9	N/S	N/S
V6 3.5L 3496cc 213 CID Turbo			N/S	N/S	V6 3.7L 3726cc 227 CID		K	N/S	N/S

See pages 13-16 for footnotes.

*Italicized Part Numbers May Not Be Available.*  
 Las piezas con números en *italicas* pueden no estar disponibles.  
 Les numéros de pièce en *italiques* peuvent ne pas être disponibles.





Pass Car Light Truck Fuel Filter Section

LINCOLN 2016-2010

Year/Año/Année Model/Modelo/Modèle Engine/Motor/Moteur	Eng. Code Código de motor Code moteur	VIN NIV NIV	GOLD Fuel Combustible Carburant	ProSelect Fuel Combustible Carburant	Year/Año/Année Model/Modelo/Modèle Engine/Motor/Moteur	Eng. Code Código de motor Code moteur	VIN NIV NIV	GOLD Fuel Combustible Carburant	ProSelect Fuel Combustible Carburant
<b>LINCOLN (Cont'd/Suite)</b>					<b>LINCOLN (Cont'd/Suite)</b>				
<b>2016 (Cont'd/Suite)</b>					<b>2013 (Cont'd/Suite)</b>				
<b>MKZ HYBRID</b>					<b>MKZ (Cont'd/Suite)</b>				
L4 2.0L 1999cc 122 CID Electric/Gas		U	N/S	N/S	V6 3.7L 3726cc 227 CID		K	N/S	N/S
<b>NAVIGATOR</b>					<b>MKZ HYBRID</b>				
V6 3.5L 3496cc 213 CID Turbo		T	N/S	N/S	L4 2.0L 1999cc 122 CID Electric/Gas		U	N/S	N/S
<b>2015</b>					<b>NAVIGATOR</b>				
<b>MKC</b>					V8 5.4L 330 CID	995	5	3424	23424
L4 2.0L 122 CID Turbo			N/S	N/S	<b>2012</b>				
L4 2.3L 140 CID Turbo			N/S	N/S	<b>MKS</b>				
<b>MKS</b>					V6 3.5L 3496cc 213 CID Turbo	99T	T	N/S	N/S
V6 3.5L 3496cc 213 CID Turbo		T	N/S	N/S	V6 3.7L 3726cc 227 CID	99R	R	N/S	N/S
V6 3.7L 3726cc 227 CID		K	N/S	N/S	<b>MKT</b>				
<b>MKT</b>					V6 3.5L 3496cc 213 CID Turbo	99T	T	N/S	N/S
L4 2.0L 1999cc 122 CID Turbo		9	N/S	N/S	V6 3.7L 3726cc 227 CID	99R	R	N/S	N/S
V6 3.5L 3496cc 213 CID Turbo		T	N/S	N/S	<b>MKX</b>				
V6 3.7L 3726cc 227 CID		K	N/S	N/S	V6 3.7L 3726cc 227 CID	99K	K	N/S	N/S
<b>MKX</b>					<b>MKZ</b>				
V6 3.7L 3726cc 227 CID		K	N/S	N/S	V6 3.5L 213 CID	99C	C	N/S	N/S
<b>MKZ</b>					<b>MKZ HYBRID</b>				
L4 2.0L 1999cc 122 CID Turbo		9	N/S	N/S	L4 2.5L 152 CID Electric/Gas	993	3	N/S	N/S
V6 3.7L 3726cc 227 CID		K	N/S	N/S	<b>NAVIGATOR</b>				
<b>MKZ HYBRID</b>					V8 5.4L 330 CID	995	5	3424	23424
L4 2.0L 1999cc 122 CID Electric/Gas		U	N/S	N/S	<b>2011</b>				
<b>NAVIGATOR</b>					<b>MARK LT</b>				
V6 3.5L 3496cc 213 CID Turbo		T	N/S	N/S	V8 5.4L 330 CID (Mex.)	995		3243	23243
V6 3.7L 3726cc 227 CID		K	N/S	N/S	<b>MKS</b>				
<b>2014</b>					V6 3.5L 3496cc 213 CID Turbo	99T	T	N/S	N/S
<b>MKS</b>					V6 3.7L 3726cc 227 CID	99R	R	N/S	N/S
V6 3.5L 3496cc 213 CID Turbo		T	N/S	N/S	<b>MKT</b>				
V6 3.7L 3726cc 227 CID		K	N/S	N/S	V6 3.5L 3496cc 213 CID Turbo	99T	T	N/S	N/S
<b>MKT</b>					V6 3.7L 3726cc 227 CID	99R	R	N/S	N/S
L4 2.0L 1999cc 122 CID Turbo		9	N/S	N/S	<b>MKX</b>				
V6 3.5L 3496cc 213 CID Turbo		T	N/S	N/S	V6 3.7L 3726cc 227 CID	99K	K	N/S	N/S
V6 3.7L 3726cc 227 CID		K	N/S	N/S	<b>MKZ</b>				
<b>MKX</b>					V6 3.5L 213 CID	99C	C	N/S	N/S
V6 3.7L 3726cc 227 CID		K	N/S	N/S	<b>MKZ HYBRID</b>				
<b>MKZ</b>					L4 2.5L 152 CID Electric/Gas	993	3	N/S	N/S
L4 2.0L 1999cc 122 CID Turbo		9	N/S	N/S	<b>NAVIGATOR</b>				
V6 3.7L 3726cc 227 CID		K	N/S	N/S	V8 5.4L 330 CID	995	5	3424	23424
<b>MKZ HYBRID</b>					<b>TOWN CAR</b>				
L4 2.0L 1999cc 122 CID Electric/Gas		U	N/S	N/S	V8 4.6L 281 CID		V,W	3595 <sup>447</sup>	23595 <sup>447</sup>
<b>NAVIGATOR</b>					<b>2010</b>				
V8 5.4L 330 CID	995	5	3424	23424	<b>MARK LT</b>				
<b>2013</b>					V8 5.4L 330 CID (Mex.)	995		3243	23243
<b>MKS</b>					<b>MKS</b>				
V6 3.5L 3496cc 213 CID Turbo		T	N/S	N/S	V6 3.5L 3496cc 213 CID Turbo	99T	T	N/S	N/S
V6 3.7L 3726cc 227 CID		K	N/S	N/S	V6 3.7L 3726cc 227 CID	99R	R	N/S	N/S
<b>MKT</b>					<b>MKT</b>				
L4 2.0L 1999cc 122 CID Turbo		9	N/S	N/S	V6 3.5L 3496cc 213 CID Turbo	99T	T	N/S	N/S
V6 3.5L 3496cc 213 CID Turbo		T	N/S	N/S	V6 3.7L 3726cc 227 CID			N/S	N/S
V6 3.7L 3726cc 227 CID		K	N/S	N/S	<b>MKX</b>				
<b>MKX</b>					V6 3.5L 213 CID	99C	C	N/S	N/S
V6 3.7L 3726cc 227 CID		K	N/S	N/S	<b>MKZ</b>				
<b>MKZ</b>					V6 3.5L 213 CID	99C	C	N/S	N/S
L4 2.0L 1999cc 122 CID Turbo		9	N/S	N/S	<b>MKZ</b>				
					V6 3.5L 213 CID	99C	C	N/S	N/S

See pages 13-16 for footnotes.

*Italicized Part Numbers May Not Be Available.*  
 Las piezas con números en *italicas* pueden no estar disponibles.  
 Les numéros de pièce en *italiques* peuvent ne pas être disponibles.

P  
a  
s  
s  
C  
a  
r  
L  
i  
g  
h  
t  
T  
r  
u  
c  
k  
F  
u  
e  
l  
F  
i  
l  
t  
e  
r  
s



Year/Año/Année Model/Modelo/Modèle Engine/Motor/Moteur	Eng. Code Código de motor Code moteur	VIN NIV NIV	GOLD Fuel Combustible Carburant	ProSelect Fuel Combustible Carburant	Year/Año/Année Model/Modelo/Modèle Engine/Motor/Moteur	Eng. Code Código de motor Code moteur	VIN NIV NIV	GOLD Fuel Combustible Carburant	ProSelect Fuel Combustible Carburant
<b>LINCOLN (Cont'd/Suite)</b>					<b>LINCOLN (Cont'd/Suite)</b>				
<b>2010 (Cont'd/Suite)</b>					<b>2005</b>				
<b>NAVIGATOR</b>					<b>AVIATOR</b>				
V8 5.4L 330 CID	995	5	3424	23424	V8 4.6L 281 CID		H	3243	23243
<b>TOWN CAR</b>					<b>LS</b>				
V8 4.6L 281 CID		V	3595 <sup>447</sup>	23595 <sup>447</sup>	V6 3.0L 182 CID		S	3243	23243
<b>2009</b>					<b>NAVIGATOR</b>				
<b>MKS</b>					V8 5.4L 330 CID				
V6 3.7L 3726cc 227 CID		R	N/S	N/S		995	5	3629 3595 <sup>447</sup>	N/A 23595 <sup>447</sup>
<b>MKX</b>					<b>TOWN CAR</b>				
V6 3.5L 213 CID		C	N/S	N/S	V8 4.6L 281 CID		W	3595 <sup>447</sup>	23595 <sup>447</sup>
<b>MKZ</b>					<b>2004</b>				
V6 3.5L 213 CID		T	N/S	N/S	<b>AVIATOR</b>				
<b>NAVIGATOR</b>					V8 4.6L 281 CID				
V8 5.4L 330 CID		5	3424	23424	V8 4.6L 281 CID		H	3243	23243
<b>TOWN CAR</b>					<b>LS</b>				
V8 4.6L 281 CID		V	3595 <sup>447</sup>	23595 <sup>447</sup>	V6 3.0L 182 CID		S	3243	23243
<b>2008</b>					V8 3.9L 242 CID				
<b>MARK LT</b>					<b>NAVIGATOR</b>				
V8 5.4L 330 CID	995	5	3243	23243	V8 5.4L 330 CID	995	R	3629	N/A
<b>MKX</b>					<b>TOWN CAR</b>				
V6 3.5L 213 CID		C	N/S	N/S	V8 4.6L 281 CID		W	3595 <sup>447</sup>	23595 <sup>447</sup>
<b>MKZ</b>					<b>2003</b>				
V6 3.5L 213 CID		T	N/S	N/S	<b>AVIATOR</b>				
<b>NAVIGATOR</b>					V8 4.6L 281 CID				
V8 5.4L 330 CID	995	5	3424	23424	<b>BLACKWOOD</b>				
<b>TOWN CAR</b>					V8 5.4L 5400cc (Mex.)				
V8 4.6L 281 CID		V,W	3595 <sup>447</sup>	23595 <sup>447</sup>	V8 5.4L 5400cc (Mex.)			N/A	N/A
<b>2007</b>					<b>LS</b>				
<b>MARK LT</b>					V6 3.0L 182 CID				
V8 5.4L 330 CID	995	5	3243	23243	V8 3.9L 242 CID		S	3243	23243
<b>MKX</b>					<b>NAVIGATOR</b>				
V6 3.5L 213 CID		C	N/S	N/S	V8 5.4L 330 CID	995	R	3629	N/A
<b>MKZ</b>					<b>TOWN CAR</b>				
V6 3.5L 213 CID		T	N/S	N/S	V8 4.6L 281 CID		W	3595 <sup>447</sup>	23595 <sup>447</sup>
<b>NAVIGATOR</b>					<b>2002</b>				
V8 5.4L 330 CID	995	5	3424	23424	<b>BLACKWOOD</b>				
<b>TOWN CAR</b>					V8 5.4L 330 CID				
V8 4.6L 281 CID		V,W	3595 <sup>447</sup>	23595 <sup>447</sup>	V8 5.4L 330 CID	995	A	3595 <sup>447</sup>	23595 <sup>447</sup>
<b>2006</b>					<b>CONTINENTAL</b>				
<b>LS</b>					V8 4.6L 281 CID				
V8 3.9L 242 CID		A	3243	23243	V8 4.6L 281 CID		V	3097 <sup>447</sup>	23097 <sup>447</sup>
<b>MARK LT</b>					<b>LS</b>				
V8 5.4L 330 CID	995	5	3595 <sup>447</sup> To 12/05 3243 12/05-on	23595 <sup>447</sup> To 12/05 23243 12/05-on	V6 3.0L 182 CID		S	3595 <sup>447</sup>	23595 <sup>447</sup>
<b>NAVIGATOR</b>					V8 3.9L 242 CID				
V8 5.4L 330 CID	995	5	3629 3595 <sup>447</sup>	N/A 23595 <sup>447</sup>	V8 5.4L 330 CID	995	R	3595 <sup>447</sup>	23595 <sup>447</sup>
<b>TOWN CAR</b>					<b>NAVIGATOR</b>				
V8 4.6L 281 CID		V,W	3595 <sup>447</sup>	23595 <sup>447</sup>	V8 4.6L 281 CID		W	3595 <sup>447</sup>	23595 <sup>447</sup>
<b>2001</b>					<b>CONTINENTAL</b>				
<b>ZEPHYR</b>					V8 4.6L 281 CID				
V6 3.0L 181 CID		1	N/S	N/S	V8 4.6L 281 CID		V	3097 <sup>447</sup>	23097 <sup>447</sup>
<b>NAVIGATOR</b>					<b>LS</b>				
V8 5.4L 330 CID	995	5	3629 3595 <sup>447</sup>	N/A 23595 <sup>447</sup>	V6 3.0L 182 CID		S	3595 <sup>447</sup>	23595 <sup>447</sup>
<b>TOWN CAR</b>					V8 3.9L 242 CID				
V8 4.6L 281 CID		V,W	3595 <sup>447</sup>	23595 <sup>447</sup>	V8 5.4L 330 CID	995	A,R	3595 <sup>447</sup>	23595 <sup>447</sup>
<b>NAVIGATOR</b>					<b>NAVIGATOR</b>				
V8 5.4L 330 CID	995	A,R	3595 <sup>447</sup>	23595 <sup>447</sup>	V8 5.4L 330 CID	995	A,R	3595 <sup>447</sup>	23595 <sup>447</sup>

Pass Car Light Truck Fuel Filters

See pages 13-16 for footnotes.

*Italicized Part Numbers May Not Be Available.*  
Las piezas con números en *italicas* pueden no estar disponibles.  
Les numéros de pièce en *italiques* peuvent ne pas être disponibles.



Pass Car Light Truck Fuel Filter Section

LINCOLN 2001 — MAZDA 2022

Year/Año/Année Model/Modelo/Modèle Engine/Motor/Moteur	Eng. Code Código de motor Code moteur	VIN NIV NIV	GOLD Fuel Combustible Carburant	ProSelect Fuel Combustible Carburant	Year/Año/Année Model/Modelo/Modèle Engine/Motor/Moteur	Eng. Code Código de motor Code moteur	VIN NIV NIV	GOLD Fuel Combustible Carburant	ProSelect Fuel Combustible Carburant
<b>LINCOLN (Cont'd/Suite)</b>					<b>MASERATI (Cont'd/Suite)</b>				
<b>2001 (Cont'd/Suite)</b>					<b>2020 (Cont'd/Suite)</b>				
<b>TOWN CAR</b>					<b>Quattroporte</b>				
V8 4.6L 281 CID		W	3595 <sup>447</sup>	23595 <sup>447</sup>	V6 3.0L 3000CC 183CID - F160 Turbo	F160		N/S	N/S
<b>LOTUS</b>					<b>2019</b>				
<b>2009</b>					<b>GHIBLI</b>				
<b>ELISE</b>					V6 3.0L 3000CC 183CID - F160 Turbo				
L4 1.8L 1795 Super Charged	2ZZGE		N/S	N/S	F160		N/S	N/S	
L4 1.8L 1795cc	2ZZGE	Y	N/S	N/S	<b>2018</b>				
<b>EXIGE</b>					<b>GHIBLI</b>				
L4 1.8L 1795 Super Charged	2ZZGE		N/S	N/S	V6 3.0L 3000CC 183CID - F160 Turbo				
<b>2008</b>					F160				
<b>ELISE</b>					<b>GHIBLI</b>				
L4 1.8L 1795 Super Charged	2ZZGE		N/S	N/S	V6 3.0L 3000CC 183CID - F160 Turbo				
L4 1.8L 1795cc	2ZZGE	Y	N/S	N/S	<b>2017</b>				
<b>EXIGE</b>					<b>GHIBLI</b>				
L4 1.8L 1795 Super Charged	2ZZGE		N/S	N/S	V6 3.0L 3000CC 183CID - F160 Turbo				
<b>2007</b>					F160				
<b>ELISE</b>					<b>GHIBLI</b>				
L4 1.8L 1795cc	2ZZGE	Y	N/S	N/S	V6 3.0L 3000CC 183CID - F160 Turbo				
<b>EXIGE</b>					<b>2016</b>				
L4 1.8L 1795cc	2ZZGE	Y	N/S	N/S	<b>GHIBLI</b>				
<b>2006</b>					V6 3.0L 3000CC 183CID - F160 Turbo				
<b>ELISE</b>					F160				
L4 1.8L 1795cc	2ZZGE	Y	N/S	N/S	<b>2015</b>				
<b>EXIGE</b>					<b>GHIBLI</b>				
L4 1.8L 1795cc	2ZZGE	Y	N/S	N/S	V6 3.0L 3000CC 183CID - F160 Turbo				
<b>2005</b>					F160				
<b>ELISE</b>					<b>GHIBLI</b>				
L4 1.8L 1795cc	2ZZGE	Y	N/S	N/S	V6 3.0L 3000CC 183CID - F160 Turbo				
<b>MASERATI</b>					<b>2014</b>				
<b>2022</b>					<b>GHIBLI</b>				
<b>GHIBLI</b>					V6 3.0L 3000CC 183CID - F160 Turbo				
V6 3.0L 3000CC 183CID - F160 Turbo	F160		N/S	N/S	V6 3.0L 3000CC 183CID - F160 Turbo				
V8 3.8L 3799CC 232CID Turbo	F154		N/S	N/S	F160				
<b>Levante</b>					<b>2013</b>				
V6 3.0L 3000CC 183CID - F160 Turbo	F160		N/S	N/S	<b>GHIBLI</b>				
V8 3.8L 3799CC 232CID Turbo	F154		N/S	N/S	V6 3.0L 3000CC 183CID - F160 Turbo				
<b>Quattroporte</b>					F160				
V6 3.0L 3000CC 183CID - F160 Turbo	F160		N/S	N/S	<b>2012</b>				
<b>2021</b>					<b>GHIBLI</b>				
<b>GHIBLI</b>					V6 3.0L 3000CC 183CID - F160 Turbo				
V6 3.0L 3000CC 183CID - F160 Turbo	F160		N/S	N/S	F160				
<b>Levante</b>					<b>2011</b>				
V6 3.0L 3000CC 183CID - F160 Turbo	F160		N/S	N/S	<b>GHIBLI</b>				
<b>Quattroporte</b>					V6 3.0L 3000CC 183CID - F160 Turbo				
V6 3.0L 3000CC 183CID - F160 Turbo	F160		N/S	N/S	F160				
<b>2020</b>					<b>GHIBLI</b>				
<b>GHIBLI</b>					V6 3.0L 3000CC 183CID - F160 Turbo				
V6 3.0L 3000CC 183CID - F160 Turbo	F160		N/S	N/S	F160				
<b>Levante</b>					<b>2010</b>				
V6 3.0L 3000CC 183CID - F160 Turbo	F160		N/S	N/S	<b>GHIBLI</b>				
<b>2020</b>					V6 3.0L 3000CC 183CID - F160 Turbo				
V6 3.0L 3000CC 183CID - F160 Turbo	F160		N/S	N/S	F160				

P  
a  
s  
s  
C  
a  
r  
L  
i  
g  
h  
t  
T  
r  
u  
c  
k  
F  
u  
e  
l  
F  
i  
l  
t  
e  
r  
s

See pages 13-16 for footnotes.

*Italicized Part Numbers May Not Be Available.*  
Las piezas con números en *italicas* pueden no estar disponibles.  
Les numéros de pièce en *italiques* peuvent ne pas être disponibles.



MAZDA 2022-2017

Pass Car Light Truck Fuel Filter Section

Year/Año/Année Model/Modelo/Modèle Engine/Motor/Moteur	Eng. Code Código de motor Code moteur	VIN NIV NIV	GOLD Fuel Combustible Carburant	ProSelect Fuel Combustible Carburant	Year/Año/Année Model/Modelo/Modèle Engine/Motor/Moteur	Eng. Code Código de motor Code moteur	VIN NIV NIV	GOLD Fuel Combustible Carburant	ProSelect Fuel Combustible Carburant
<b>MAZDA (Cont'd/Suite)</b>					<b>MAZDA (Cont'd/Suite)</b>				
<b>2022 (Cont'd/Suite)</b>					<b>2019 (Cont'd/Suite)</b>				
<b>CX-5 (Cont'd/Suite)</b>					<b>6</b>				
L4 2.5L 2500CC 153CID Turbo Skyactive Dynamic Pressue Turbo DOHC			N/S	N/S	L4 2.5L 2488cc (SKYACTIV)		5	N/S	N/S
<b>CX-9</b>					L4 2.5L 2500CC 153CID - Turbo				
L4 2.5L 2500CC 153CID - Turbo			N/S	N/S	<b>CX-3</b>				
<b>MX-30 EV</b>					L4 2.0L 1998cc (SKYACTIV)				
0.00CC Electric			N/S	N/S	<b>CX-5</b>				
<b>MX-5 MIATA</b>					L4 2.0L 1998cc (SKYACTIV)				
L4 2.0L 2000cc 122 CID			N/S	N/S	L4 2.5L 2488CC 153CID		E	N/S	N/S
<b>2021</b>					<b>2018</b>				
<b>3</b>					L4 2.5L 2500CC 153CID Turbo Skyactive Dynamic Pressue Turbo DOHC				
L4 2.0L 1998cc (SKYACTIV)			N/S	N/S	<b>CX-5-D</b>				
L4 2.5L 2488cc (SKYACTIV)			N/S	N/S	L4 2.2L 2200CC 134CID Turbo Diesel				
L4 2.5L 2500CC 153CID Turbo Skyactive Dynamic Pressue Turbo DOHC			N/S	N/S	<b>CX-9</b>				
<b>6</b>					L4 2.5L 2500CC 153CID - Turbo				
L4 2.5L 2488cc (SKYACTIV)		5	N/S	N/S	<b>MX-5 MIATA</b>				
L4 2.5L 2500CC 153CID - Turbo			N/S	N/S	L4 2.0L 2000cc 122 CID				
<b>CX-3</b>					<b>2018</b>				
L4 2.0L 1998cc (SKYACTIV)			N/S	N/S	<b>2</b>				
<b>CX-30</b>					L4 1.5L 1496CC 91CID (Mex.)				
L4 2.5L 2488CC 153CID Turbo			N/S	N/S	<b>3</b>				
<b>CX-5</b>					L4 2.0L 1998cc (SKYACTIV)				
L4 2.5L 2488CC 153CID		M	N/S	N/S	L4 2.5L 2488cc		3	N/S	N/S
L4 2.5L 2500CC 153CID Turbo Skyactive Dynamic Pressue Turbo DOHC			N/S	N/S	<b>6</b>				
<b>CX-9</b>					L4 2.5L 2488cc (SKYACTIV)				
L4 2.5L 2500CC 153CID - Turbo			N/S	N/S	L4 2.5L 2500CC 153CID - Turbo		5	N/S	N/S
<b>MX-5 MIATA</b>					<b>CX-3</b>				
L4 2.0L 2000cc 122 CID			N/S	N/S	L4 2.0L 1998cc (SKYACTIV)				
<b>2020</b>					<b>CX-5</b>				
<b>3</b>					L4 2.0L 1998cc (SKYACTIV)				
L4 2.0L 1998cc (SKYACTIV)			N/S	N/S	L4 2.5L 2488CC 153CID Turbo		E	N/S	N/S
L4 2.5L 2488cc (SKYACTIV)			N/S	N/S	<b>CX-9</b>				
<b>6</b>					L4 2.5L 152CID Turbo				
L4 2.5L 2488cc (SKYACTIV)		5	N/S	N/S	<b>MX-5 MIATA</b>				
L4 2.5L 2500CC 153CID - Turbo			N/S	N/S	L4 2.0L 2000cc 122 CID				
<b>CX-3</b>					<b>2017</b>				
L4 2.0L 1998cc (SKYACTIV)			N/S	N/S	<b>2</b>				
<b>CX-30</b>					L4 1.5L 1496CC 91CID (Mex.)				
L4 2.5L 2488CC 153CID Turbo			N/S	N/S	<b>3</b>				
<b>CX-5</b>					L4 2.0L 1998cc (SKYACTIV)				
L4 2.5L 2488CC 153CID		M	N/S	N/S	L4 2.5L 2488cc		7	N/S	N/S
L4 2.5L 2500CC 153CID Turbo Skyactive Dynamic Pressue Turbo DOHC			N/S	N/S	<b>5</b>				
<b>CX-5-D</b>					L4 2.5L 2488cc				
L4 2.2L 2200CC 134CID Turbo Diesel			N/S	N/S	L4 2.5L 2488cc		L	N/S	N/S
<b>CX-9</b>					<b>6</b>				
L4 2.5L 2500CC 153CID - Turbo			N/S	N/S	L4 2.5L 2488cc (SKYACTIV)				
<b>MX-5 MIATA</b>					<b>CX-3</b>				
L4 2.0L 2000cc 122 CID			N/S	N/S	L4 2.0L 1998cc (SKYACTIV)				
<b>2019</b>					<b>CX-5</b>				
<b>3</b>					L4 2.0L 1998cc (SKYACTIV)				
L4 2.0L 1998cc (SKYACTIV)			N/S	N/S	L4 2.5L 2488CC 153CID Turbo		E	N/S	N/S
L4 2.5L 2488cc (SKYACTIV)			N/S	N/S	<b>CX-9</b>				
<b>6</b>					L4 2.5L 152CID Turbo				

See pages 13-16 for footnotes.



Pass Car Light Truck Fuel Filter Section

MAZDA 2017-2012

Year/Año/Année Model/Modelo/Modèle Engine/Motor/Moteur	Eng. Code Código de motor Code moteur	VIN NIV NIV	GOLD Fuel Combustible Carburant	ProSelect Fuel Combustible Carburant	Year/Año/Année Model/Modelo/Modèle Engine/Motor/Moteur	Eng. Code Código de motor Code moteur	VIN NIV NIV	GOLD Fuel Combustible Carburant	ProSelect Fuel Combustible Carburant
<b>MAZDA (Cont'd/Suite)</b>					<b>MAZDA (Cont'd/Suite)</b>				
<b>2017 (Cont'd/Suite)</b>					<b>2014 (Cont'd/Suite)</b>				
<b>MX-5 MIATA</b>					<b>5</b>				
L4 2.0L 2000cc 122 CID		F	N/S	N/S	L4 2.5L 2488cc		L	N/S	N/S
<b>2016</b>					<b>6</b>				
<b>2</b>					L4 2.5L 2488cc		5	N/S	N/S
L4 1.5L 1496CC 91CID (Mex.)			N/S	N/S	<b>CX-5</b>				
<b>3</b>					L4 2.0L 1998cc (SKYACTIV)		E	N/S	N/S
L4 2.0L 1998cc (SKYACTIV)		7	N/S	N/S	L4 2.5L 2488CC 153CID Turbo		Y	N/S	N/S
L4 2.5L 2488cc		3	N/S	N/S	<b>CX-9</b>				
<b>5</b>					V6 3.7L 3726cc 227 CID		A,V	N/S	N/S
L4 2.5L 2488cc		L	N/S	N/S	<b>MX5</b>				
<b>6</b>					2.0 Skyactiv-G (Mex.)			N/S	N/S
L4 2.5L 2488cc (SKYACTIV)		5	N/S	N/S	<b>MX-5 MIATA</b>				
<b>CX-3</b>					L4 2.0L 2000cc 122 CID			N/S	N/S
L4 2.0L 1998cc (SKYACTIV)		5	N/S	N/S	<b>2013</b>				
<b>CX-5</b>					<b>2</b>				
L4 2.0L 1998cc (SKYACTIV)		E	N/S	N/S	L4 1.5L 1498cc 91 CID	MZR	Y,Z	N/S	N/S
L4 2.5L 2488CC 153CID Turbo		Y	N/S	N/S	<b>3</b>				
			N/S	N/S	L4 2.0L 1998cc (SKYACTIV)		7	N/S	N/S
<b>CX-9</b>					L4 2.0L 2000cc 122 CID		F,G	N/S	N/S
L4 2.5L 152CID Turbo			N/S	N/S	L4 2.5L 2488cc		5,6	N/S	N/S
<b>MX5</b>					<b>3 MAZDASPEED</b>				
2.0 Skyactiv-G (Mex.)			N/S	N/S	L4 2.3L 2260cc Turbo	MZR	3,4	N/S	N/S
<b>MX-5 MIATA</b>					<b>3 SPORT</b>				
L4 2.0L 2000cc 122 CID		F	N/S	N/S	L4 2.0L 1998cc (SKYACTIV)		7,8	308373	N/A
<b>2015</b>					L4 2.0L 2000cc 122 CID		F	N/A	N/A
<b>2</b>					L4 2.5L 2488cc 152 CID		5	N/A	N/A
L4 1.5L 1498cc 91 CID	MZR	Y,Z	N/S	N/S	<b>5</b>				
<b>3</b>					L4 2.5L 2488cc		L	N/S	N/S
L4 2.0L 1998cc (SKYACTIV)		7	N/S	N/S	<b>6</b>				
L4 2.0L 1998cc 122 CID		8	N/S	N/S	L4 2.5L 2488cc		H	N/S	N/S
L4 2.5L 2488cc		3	N/S	N/S	V6 3.7L 3726cc 227 CID		B	N/S	N/S
<b>5</b>					<b>CX-5</b>				
L4 2.5L 2488cc		L	N/S	N/S	L4 2.0L 1998cc (SKYACTIV)		E	N/S	N/S
<b>6</b>					<b>CX-7</b>				
L4 2.5L 2488cc (SKYACTIV)		5	N/S	N/S	L4 2.3L 2260cc Turbo (Mex.)	MZR	3,L	N/S	N/S
<b>CX-5</b>					<b>CX-9</b>				
L4 2.0L 1998cc (SKYACTIV)		E	N/S	N/S	V6 3.7L 3726cc 227 CID		A,V	N/S	N/S
L4 2.5L 2488CC 153CID Turbo		Y	N/S	N/S	<b>MX5</b>				
			N/S	N/S	2.0 Skyactiv-G (Mex.)			N/S	N/S
<b>CX-9</b>					<b>MX-5 MIATA</b>				
V6 3.7L 3726cc 227 CID		A,V	N/S	N/S	L4 2.0L 2000cc 122 CID		F	N/S	N/S
<b>MX5</b>					<b>2012</b>				
2.0 Skyactiv-G (Mex.)			N/S	N/S	<b>2</b>				
<b>MX-5 MIATA</b>					L4 1.5L 1498cc 91 CID	MZR	Y,Z	N/S	N/S
L4 2.0L 2000cc 122 CID		F	N/S	N/S	<b>3</b>				
<b>2014</b>					L4 2.0L 1998cc (SKYACTIV)		7,8	308373	N/A
<b>2</b>					L4 2.0L 2000cc 122 CID		F,G	308373	N/A
L4 1.5L 1498cc 91 CID	MZR	Y,Z	N/S	N/S	L4 2.5L 2488cc		5,6	N/S	N/S
<b>3</b>					<b>3 MAZDASPEED</b>				
L4 2.0L 1998cc (SKYACTIV)		7	N/S	N/S	L4 2.3L 2260cc Turbo	MZR	3,4	N/S	N/S
L4 2.5L 2488cc		3	N/S	N/S	<b>3 SPORT</b>				
<b>3 SPORT</b>					L4 2.0L 1998cc (SKYACTIV)		7,8	308373	N/A
L4 2.0L 1998cc (SKYACTIV)		7,8	308373	N/A					

See pages 13-16 for footnotes.

*Italicized Part Numbers May Not Be Available.*  
 Las piezas con números en *italicas* pueden no estar disponibles.  
 Les numéros de pièce en *italiques* peuvent ne pas être disponibles.

P  
a  
s  
s  
C  
a  
r  
L  
i  
g  
h  
t  
T  
r  
u  
c  
k  
F  
u  
e  
l  
F  
i  
l  
t  
e  
r  
s



MAZDA 2012-2009

Pass Car Light Truck Fuel Filter Section

Year/Año/Année Model/Modelo/Modèle Engine/Motor/Moteur	Eng. Code Código de motor Code moteur	VIN NIV NIV	GOLD Fuel Combustible Carburant	ProSelect Fuel Combustible Carburant	Year/Año/Année Model/Modelo/Modèle Engine/Motor/Moteur	Eng. Code Código de motor Code moteur	VIN NIV NIV	GOLD Fuel Combustible Carburant	ProSelect Fuel Combustible Carburant
<b>MAZDA (Cont'd/Suite)</b>					<b>MAZDA (Cont'd/Suite)</b>				
<b>2012 (Cont'd/Suite)</b>					<b>2010 (Cont'd/Suite)</b>				
<b>5</b>					<b>6</b>				
L4 2.5L 2488cc		L	N/S	N/S	L4 2.5L 2488cc		A	N/S	N/S
<b>6</b>					V6 3.7L 3726cc 227 CID				
L4 2.5L 2488cc		H	N/S	N/S	<b>BT-50</b>				
V6 3.7L 3726cc 227 CID		B	N/S	N/S	L4 2.5L 2499cc Turbo Diesel (Mex.)			3138	N/A
<b>CX-7</b>					L4 3.0L 2953cc Turbo Diesel (Mex.)				
L4 2.3L 2260cc Turbo	MZR	3,L	N/S	N/S	<b>CX-7</b>				
L4 2.5L 2488cc		M,5	N/S	N/S	L4 2.3L 2260cc Turbo	MZR	3,L	N/S	N/S
<b>CX-9</b>					L4 2.5L 2488cc				
V6 3.7L 3726cc 227 CID		A,V	N/S	N/S	L4 2.5L 2488cc	MZR	M,5	N/S	N/S
<b>MX5</b>					<b>CX-9</b>				
2.0 Skyactiv-G (Mex.)			N/S	N/S	V6 3.7L 3726cc 227 CID		A,V	N/S	N/S
<b>MX-5 MIATA</b>					<b>MX5</b>				
L4 2.0L 2000cc 122 CID		F	N/S	N/S	2.0 Skyactiv-G (Mex.)			N/S	N/S
<b>2011</b>					<b>MX-5 MIATA</b>				
<b>2</b>					L4 2.0L 2000cc 122 CID				
L4 1.5L 1498cc 91 CID	MZR	Y,Z	N/S	N/S	L4 2.0L 2000cc 122 CID		F	N/S	N/S
<b>3</b>					<b>PICKUP B2300</b>				
L4 2.0L 2000cc 122 CID		F,G	308373	N/A	L4 2.3L 2300cc		D	3424	23424
L4 2.5L 2488cc		5,6	N/S	N/S	<b>PICKUP B4000</b>				
<b>3 MAZDASPEED</b>					V6 4.0L 4016cc				
L4 2.3L 2260cc Turbo	MZR	3,4	N/S	N/S	<b>RX-8</b>				
<b>3 SPORT</b>					R2 1.3L 1308cc				
L4 2.0L 1998cc (SKYACTIV)			N/S	N/S	<b>TRIBUTE</b>				
<b>6</b>					L4 2.5L 2488cc				
L4 2.5L 2488cc		A,H	N/S	N/S	V6 3.0L 2954cc	99G	G	3296	23296
V6 3.7L 3726cc 227 CID		B	N/S	N/S	<b>TRIBUTE HYBRID</b>				
<b>BT-50</b>					L4 2.5L 152 CID Electric/Gas				
L4 2.5L 2499cc Turbo Diesel (Mex.)			3138	N/A	<b>2009</b>				
L4 3.0L 2953cc Turbo Diesel (Mex.)			3138	N/A	<b>3</b>				
<b>CX-7</b>					L4 2.0L 2000cc 122 CID				
L4 2.3L 2260cc Turbo	MZR	3,L	N/S	N/S	L4 2.3L 2260cc		F,G	N/S	N/S
L4 2.5L 2488cc		M,5	N/S	N/S	<b>3 MAZDASPEED</b>				
<b>CX-9</b>					L4 2.3L 2260cc Turbo				
V6 3.7L 3726cc 227 CID		A,V	N/S	N/S	L4 2.3L 2260cc Turbo	MZR	L,M	N/S	N/S
<b>MX5</b>					<b>5</b>				
2.0 Skyactiv-G (Mex.)			N/S	N/S	L4 2.3L 2260cc		3,L	N/S	N/S
<b>MX-5 MIATA</b>					<b>6</b>				
L4 2.0L 2000cc 122 CID		F	N/S	N/S	L4 2.5L 2488cc		A	N/S	N/S
<b>RX-8</b>					V6 3.7L 3726cc 227 CID				
R2 1.3L 1308cc		P,4	N/S	N/S	<b>BT-50</b>				
<b>TRIBUTE</b>					L4 2.5L 2499cc Turbo Diesel (Mex.)				
L4 2.5L 2488cc		7	3296	23296	L4 3.0L 2953cc Turbo Diesel (Mex.)			3138	N/A
V6 3.0L 2954cc	99G	G	N/S	N/S	<b>CX-7</b>				
<b>TRIBUTE HYBRID</b>					L4 2.3L 2260cc Turbo				
L4 2.5L 152 CID Electric/Gas		3	3296	23296	L4 2.5L 2488cc		MZR	3,L	N/S
<b>2010</b>					<b>CX-9</b>				
<b>3</b>					V6 3.7L 3726cc 227 CID				
L4 2.0L 2000cc 122 CID		F,G	N/S	N/S	<b>MX5</b>				
L4 2.5L 2488cc		5,6	N/S	N/S	2.0 Skyactiv-G (Mex.)				
<b>3 MAZDASPEED</b>					<b>MX-5 MIATA</b>				
L4 2.3L 2260cc Turbo	MZR	3	N/S	N/S	L4 2.0L 2000cc 122 CID		F	N/S	N/S
<b>5</b>					<b>PICKUP B2300</b>				
L4 2.3L 2260cc		3,L	N/S	N/S	L4 2.3L 2300cc		D	3424	23424
<b>2009</b>					<b>PICKUP B4000</b>				
<b>3</b>					V6 4.0L 4016cc				
L4 2.0L 2000cc 122 CID		F,G	N/S	N/S	<b>RX-8</b>				
L4 2.5L 2488cc		5,6	N/S	N/S	R2 1.3L 1308cc		P,4	N/S	N/S
<b>3 MAZDASPEED</b>					<b>2008</b>				
L4 2.3L 2260cc Turbo	MZR	3	N/S	N/S	<b>3</b>				
<b>5</b>					L4 2.0L 2000cc 122 CID				
L4 2.3L 2260cc		3,L	N/S	N/S	<b>PICKUP B2300</b>				

See pages 13-16 for footnotes.

*Italicized Part Numbers May Not Be Available.*  
Las piezas con números en *italicas* pueden no estar disponibles.  
Les numéros de pièce en *italiques* peuvent ne pas être disponibles.



Pass Car Light Truck Fuel Filter Section

MAZDA 2009-2005

Year/Año/Année Model/Modelo/Modèle Engine/Motor/Moteur	Eng. Code Código de motor Code moteur	VIN NIV NIV	GOLD Fuel Combustible Carburant	ProSelect Fuel Combustible Carburant	Year/Año/Année Model/Modelo/Modèle Engine/Motor/Moteur	Eng. Code Código de motor Code moteur	VIN NIV NIV	GOLD Fuel Combustible Carburant	ProSelect Fuel Combustible Carburant
<b>MAZDA (Cont'd/Suite)</b>					<b>MAZDA (Cont'd/Suite)</b>				
<b>2009 (Cont'd/Suite)</b>					<b>2007 (Cont'd/Suite)</b>				
<b>TRIBUTE</b>					<b>BT-50</b>				
L4 2.5L 2488cc		7	3296	23296	L4 2.5L 2499cc Turbo Diesel (Mex.)			3138	N/A
V6 3.0L 2954cc	99G	G	N/S	N/S	L4 3.0L 2953cc Turbo Diesel (Mex.)			3138	N/A
<b>TRIBUTE HYBRID</b>					<b>CX-7</b>				
L4 2.5L 152 CID Electric/Gas		3	3296	23296	L4 2.3L 2260cc Turbo	MZR	3,L	N/S	N/S
<b>2008</b>					<b>CX-9</b>				
3					V6 3.5L 3500cc		Y	N/S	N/S
L4 2.0L 2000cc 122 CID		F,G	N/S	N/S	<b>MX5</b>				
L4 2.3L 2260cc		3,4	N/S	N/S	2.0 Skyactiv-G (Mex.)				
<b>3 MAZDASPEED</b>					<b>MX-5 MIATA</b>				
L4 2.3L 2260cc Turbo	MZR	L,M	N/S	N/S	L4 2.0L 2000cc 122 CID				
<b>5</b>					<b>PICKUP B2300</b>				
L4 2.3L 2260cc		3	N/S	N/S	L4 2.3L 2300cc				
<b>6</b>					<b>PICKUP B3000</b>				
L4 2.3L 2260cc		C	N/S	N/S	V6 3.0L 2954cc				
V6 3.0L 2968cc		D	N/S	N/S	99G U 3424 23424				
<b>BT-50</b>					<b>PICKUP B4000</b>				
L4 2.5L 2499cc Turbo Diesel (Mex.)			3138	N/A	V6 4.0L 4016cc				
L4 3.0L 2953cc Turbo Diesel (Mex.)			3138	N/A	E 3424 23424				
<b>CX-7</b>					<b>RX-8</b>				
L4 2.3L 2260cc Turbo	MZR	3,L	N/S	N/S	R2 1.3L 1308cc				
<b>CX-9</b>					<b>TRIBUTE</b>				
V6 3.7L 3726cc 227 CID		A,V	N/S	N/S	V6 3.0L 3000cc (Mex.)				
<b>MX5</b>					<b>2006</b>				
2.0 Skyactiv-G (Mex.)					3				
MX-5 MIATA					L4 2.0L 2000cc 122 CID				
L4 2.0L 2000cc 122 CID		F	N/S	N/S	L4 2.3L 2260cc				
<b>PICKUP B2300</b>					<b>5</b>				
L4 2.3L 2300cc		D	3424	23424	L4 2.3L 2260cc				
<b>PICKUP B3000</b>					<b>6</b>				
V6 3.0L 183 CID		U	3424	23424	L4 2.3L 2260cc				
<b>PICKUP B4000</b>					V6 3.0L 2968cc				
V6 4.0L 4016cc		E	3424	23424	<b>6 MAZDASPEED</b>				
<b>RX-8</b>					L4 2.3L 2260cc Turbo				
R2 1.3L 1308cc		3	N/S	N/S	MZR C N/S N/S				
<b>TRIBUTE</b>					<b>MPV</b>				
L4 2.3L 2260cc		Z	3296	23296	V6 3.0L 2954cc				
V6 3.0L 2954cc	99G	1	3296	23296	99G A N/S N/S				
<b>TRIBUTE HYBRID</b>					<b>MX5</b>				
L4 2.3L 140 CID Electric/Gas		H	3296	23296	2.0 Skyactiv-G (Mex.)				
<b>2007</b>					<b>MX-5 MIATA</b>				
3					L4 2.0L 2000cc 122 CID				
L4 2.0L 2000cc 122 CID		F,G	N/S	N/S	<b>PICKUP B2300</b>				
L4 2.3L 2260cc		3,4	N/S	N/S	L4 2.3L 2300cc				
<b>3 MAZDASPEED</b>					<b>PICKUP B3000</b>				
L4 2.3L 2260cc Turbo	MZR	L,M	N/S	N/S	V6 3.0L 2954cc				
<b>5</b>					99G U 3424 23424				
L4 2.3L 2260cc		3	N/S	N/S	<b>PICKUP B4000</b>				
<b>6</b>					V6 4.0L 4016cc				
L4 2.3L 2260cc		C	N/S	N/S	<b>RX-8</b>				
V6 3.0L 2968cc		D	N/S	N/S	R2 1.3L 1308cc				
<b>6 MAZDASPEED</b>					<b>TRIBUTE</b>				
L4 2.3L 2260cc Turbo	MZR	L	N/S	N/S	L4 2.3L 2260cc				
<b>2005</b>					99G Z 3097 <sup>447</sup> 23097 <sup>447</sup>				
L4 2.0L 2000cc 122 CID		F	N/S	N/S	V6 3.0L 2954cc				
L4 2.3L 2260cc		3	N/S	N/S	99G 1 3097 <sup>447</sup> 23097 <sup>447</sup>				

See pages 13-16 for footnotes.

*Italicized Part Numbers May Not Be Available.*  
 Las piezas con números en *italicas* pueden no estar disponibles.  
 Les numéros de pièce en *italiques* peuvent ne pas être disponibles.

Pass Car Light Truck Fuel Filter





MAZDA 2005-2001

Pass Car Light Truck Fuel Filter Section

Year/Año/Année Model/Modelo/Modèle Engine/Motor/Moteur	Eng. Code Código de motor Code moteur	VIN NIV NIV	GOLD Fuel Combustible Carburant	ProSelect Fuel Combustible Carburant	Year/Año/Année Model/Modelo/Modèle Engine/Motor/Moteur	Eng. Code Código de motor Code moteur	VIN NIV NIV	GOLD Fuel Combustible Carburant	ProSelect Fuel Combustible Carburant
<b>MAZDA (Cont'd/Suite)</b>					<b>MAZDA (Cont'd/Suite)</b>				
<b>2005 (Cont'd/Suite)</b>					<b>2003 (Cont'd/Suite)</b>				
<b>6</b>					<b>MPV</b>				
L4 2.3L 2260cc		C	N/S	N/S	V6 3.0L 2954cc	99G	A,J	N/S	N/S
V6 3.0L 2968cc		D	N/S	N/S	<b>PICKUP B2300</b>				
<b>MIATA</b>					L4 2.3L 2300cc				
L4 1.8L 1839cc		3	3538	N/A	<b>PICKUP B3000</b>				
<b>MIATA MAZDASPEED</b>					V6 3.0L 2954cc				
L4 1.8L 1839cc Turbo		4	3538	N/A	V6 3.0L 2954cc Flex	99G	U	3591	23591
<b>MPV</b>					<b>PICKUP B4000</b>				
V6 3.0L 2954cc	99G	A,J	N/S	N/S	V6 4.0L 4016cc		E	3591	23591
<b>PICKUP B2300</b>					<b>PROTEGE</b>				
L4 2.3L 2300cc		D	3424	23424	L4 1.6L 1598cc		2	N/S	N/S
<b>PICKUP B3000</b>					L4 2.0L 2000cc 122 CID				
V6 3.0L 2954cc	99G	U	3424	23424	<b>TRIBUTE</b>				
<b>PICKUP B4000</b>					L4 2.0L 1991cc				
V6 4.0L 4016cc		E	3424	23424	V6 3.0L 2954cc	99G	B	3097 <sup>447</sup>	23097 <sup>447</sup>
<b>RX-8</b>					V6 3.0L 2954cc				
R2 1.3L 1308cc		3,N	N/S	N/S	<b>2002</b>				
<b>TRIBUTE</b>					<b>626</b>				
L4 2.3L 2260cc		Z	3097 <sup>447</sup>	23097 <sup>447</sup>	L4 2.0L 1991cc			3099 <sup>138</sup>	23099 <sup>138</sup>
V6 3.0L 2954cc	99G	1	3097 <sup>447</sup>	23097 <sup>447</sup>	V6 2.5L 2497cc			3099 <sup>138</sup>	23099 <sup>138</sup>
<b>2004</b>					<b>MIATA</b>				
<b>3</b>					L4 1.8L 1839cc				
L4 2.0L 2000cc 122 CID		F	N/S	N/S	<b>MILLENNIA</b>				
L4 2.3L 2260cc		3	N/S	N/S	V6 2.3L 2255cc Super Charged			N/A <sup>61</sup>	N/A <sup>61</sup>
<b>6</b>					V6 2.5L 2497cc				
L4 2.3L 2260cc		C	N/S	N/S	<b>MPV</b>				
V6 3.0L 2968cc		D	N/S	N/S	V6 3.0L 2954cc	99G	A,J	N/S	N/S
<b>AXELA</b>					<b>PICKUP B2300</b>				
L4 2.0L 1999cc (Mex.)			308373	N/A	L4 2.3L 2300cc		D	3409	23409
<b>MIATA</b>					<b>PICKUP B3000</b>				
L4 1.8L 1839cc		3	3538	N/A	V6 3.0L 2954cc	99G	U	3409	23409
<b>MIATA MAZDASPEED</b>					V6 3.0L 2954cc Flex				
L4 1.8L 1839cc Turbo		4	3538	N/A	V6 3.0L 2954cc Flex	99G	V	3667	23667
<b>MPV</b>					<b>PICKUP B4000</b>				
V6 3.0L 2954cc	99G	A,J	N/S	N/S	V6 4.0L 4016cc		E	3409	23409
<b>PICKUP B2300</b>					<b>PROTEGE</b>				
L4 2.3L 2300cc		D	3424	23424	L4 1.6L 1598cc		2	N/S	N/S
<b>PICKUP B3000</b>					L4 2.0L 2000cc 122 CID				
V6 3.0L 2954cc	99G	U	3424	23424	<b>TRIBUTE</b>				
V6 3.0L 2954cc Flex	99G	V	3667	23667	L4 2.0L 1991cc		B	3097 <sup>447</sup>	23097 <sup>447</sup>
<b>PICKUP B4000</b>					V6 3.0L 2954cc				
V6 4.0L 4016cc		E	3424	23424	V6 3.0L 2954cc	99G	1	3097 <sup>447</sup>	23097 <sup>447</sup>
<b>RX-8</b>					<b>2001</b>				
R2 1.3L 1308cc			N/S	N/S	<b>626</b>				
<b>TRIBUTE</b>					L4 2.0L 1991cc				
L4 2.0L 1991cc		B	3097 <sup>447</sup>	23097 <sup>447</sup>	V6 2.5L 2497cc			3099 <sup>138</sup>	23099 <sup>138</sup>
V6 3.0L 2954cc	99G	1	3097 <sup>447</sup>	23097 <sup>447</sup>	V6 2.5L 2497cc			3099 <sup>138</sup>	23099 <sup>138</sup>
<b>2003</b>					<b>MIATA</b>				
<b>6</b>					L4 1.8L 1839cc				
L4 2.3L 2260cc		C	N/S	N/S	<b>MILLENNIA</b>				
V6 3.0L 2968cc		D	N/S	N/S	V6 2.3L 2255cc Super Charged			N/A <sup>61</sup>	N/A <sup>61</sup>
<b>MIATA</b>					V6 2.5L 2497cc				
L4 1.8L 1839cc		3	3538	N/A	<b>MPV</b>				
<b>PICKUP B2300</b>					V6 2.5L 2497cc				
L4 2.3L 2300cc		D	3409	23409	<b>PICKUP B2300</b>				
<b>PICKUP B2500</b>					L4 2.3L 2300cc				
L4 2.5L 2492cc		C	3409	23409	<b>PICKUP B2500</b>				

See pages 13-16 for footnotes.

*Italicized Part Numbers May Not Be Available.*  
 Las piezas con números en *italicas* pueden no estar disponibles.  
 Les numéros de pièce en *italiques* peuvent ne pas être disponibles.



Pass Car Light Truck Fuel Filter Section

MAZDA 2001 — MERCEDES BENZ 2023

Year/Año/Année Model/Modelo/Modèle Engine/Motor/Moteur	Eng. Code Código de motor Code moteur	VIN NIV NIV	GOLD Fuel Combustible Carburant	ProSelect Fuel Combustible Carburant	Year/Año/Année Model/Modelo/Modèle Engine/Motor/Moteur	Eng. Code Código de motor Code moteur	VIN NIV NIV	GOLD Fuel Combustible Carburant	ProSelect Fuel Combustible Carburant
<b>MAZDA (Cont'd/Suite)</b>					<b>MERCEDES BENZ (Cont'd/Suite)</b>				
<b>2001 (Cont'd/Suite)</b>					<b>2023 (Cont'd/Suite)</b>				
<b>PICKUP B3000</b>					<b>E450 4MATIC All-Terrain Wagon</b>				
V6 3.0L 2954cc	99G	U	3409 To 5/14/01 3591 5/14/01-on	23409 To 5/14/01 23591 5/14/01-on	L6 3.0L 3000CC 183CID Turbo			N/S	N/S
V6 3.0L 2954cc Flex	99G	V	3667	23667	<b>E53 AMG</b>			N/S	N/S
<b>PICKUP B4000</b>					<b>E63 AMG</b>				
V6 4.0L 4016cc		E,X	N/A 3409	N/A 23409	V8 4.0L 3982cc Turbo			N/S	N/S
<b>PROTEGE</b>					<b>E63 AMG S</b>				
L4 1.6L 1598cc			N/S	N/S	V8 4.0L 3982cc Turbo			N/S	N/S
L4 2.0L 2000cc 122 CID			N/S	N/S	<b>EQB 250</b>				
<b>TRIBUTE</b>					<b>0 Electric</b>				
L4 2.0L 1991cc		B	3097 <sup>447</sup>	23097 <sup>447</sup>	<b>EQB 300</b>				
V6 3.0L 2954cc	99G	1	3097 <sup>447</sup>	23097 <sup>447</sup>	<b>0 Electric</b>				
<b>MERCEDES BENZ</b>					<b>EQB 350</b>				
<b>2023</b>					<b>0 Electric</b>				
<b>AMG GT</b>					<b>EQE 350 plus</b>				
V8 4.0L 3982cc Turbo			N/S	N/S	<b>0 Electric</b>				
<b>AMG GT 43</b>					<b>EQE 500</b>				
L6 3.0L 3000CC 183CID Turbo			N/S	N/S	<b>0 Electric</b>				
<b>AMG GT 53</b>					<b>EQE 53 AMG</b>				
L6 3.0L 3000CC 183CID Turbo			N/S	N/S	<b>0 Electric</b>				
<b>AMG GT 63</b>					<b>EQS 450</b>				
V8 4.0L 3982cc Turbo			N/S	N/S	<b>0 Electric</b>				
<b>AMG GT 63 S</b>					<b>EQS 53 AMG</b>				
V8 4.0L 3982cc Turbo			N/S	N/S	<b>0 Electric</b>				
<b>AMG GT Black Series Coupe</b>					<b>EQS 580</b>				
V8 4.0L 3982cc Turbo			N/S	N/S	<b>0 Electric</b>				
<b>AMG GT C</b>					<b>GLA 250 4MATIC</b>				
V8 4.0L 3982cc Turbo			N/S	N/S	L4 2.0L 1991cc Turbo	270.920		N/S	N/S
<b>C300</b>					<b>GLA250</b>				
L4 2.0L Turbo Electric/Gas	M254		N/S	N/S	L4 2.0L 1991cc Turbo	270.920		N/S	N/S
<b>C300 4MATIC</b>					<b>GLA35 AMG</b>				
L4 2.0L Turbo Electric/Gas	M254		N/S	N/S	L4 2.0L 1991cc Turbo	133.980		N/S	N/S
<b>C43 AMG</b>					<b>GLA45 AMG</b>				
L4 2.0L Turbo Electric/Gas	M254		N/S	N/S	L4 2.0L 1991cc Turbo	133.980		N/S	N/S
<b>CLA250</b>					<b>GLB 250</b>				
L4 2.0L 1991cc Turbo	270.920		N/S	N/S	L4 2.0L 2000CC 122CID Turbo			N/S	N/S
<b>CLA35 AMG</b>					<b>GLB 250 4MATIC</b>				
L4 2.0L 1991cc Turbo	270.920		N/S	N/S	L4 2.0L 2000CC 122CID Turbo			N/S	N/S
<b>CLA45 AMG</b>					<b>GLB35 AMG</b>				
L4 2.0L 1991cc Turbo	270.920		N/S	N/S	L4 2.0L 2000CC 122CID Turbo			N/S	N/S
<b>CLS 450</b>					<b>GLC300</b>				
L6 3.0L 3000CC 183CID Turbo			N/S	N/S	I4 2.0L Turbo			N/S	N/S
<b>CLS 450 4MATIC</b>					<b>GLC300 4MATIC</b>				
L6 3.0L 3000CC 183CID Turbo			N/S	N/S	I4 2.0L Turbo			N/S	N/S
<b>CLS 53 AMG</b>					<b>GLC43 AMG</b>				
L6 3.0L 3000CC 183CID Turbo			N/S	N/S	V6 3.0L 2996cc Turbo	276.823		N/S	N/S
<b>E350</b>					<b>GLC63 AMG</b>				
L4 2.0L 1991CC 121CID Turbo	264.920		N/S	N/S	V8 4.0L 4000CC 244CID Turbo	V8 BiTurbo		N/S	N/S
<b>E350 4MATIC</b>					<b>GLC63 S AMG</b>				
L4 2.0L 1991CC 121CID Turbo	264.920		N/S	N/S	V8 4.0L 4000CC 244CID Turbo	V8 BiTurbo		N/S	N/S
<b>E450</b>					<b>GLE350</b>				
L6 3.0L 3000CC 183CID Turbo			N/S	N/S	L4 2.0L 2000CC 122CID Turbo			N/S	N/S

See pages 13-16 for footnotes.

*Italicized Part Numbers May Not Be Available.*  
 Las piezas con números en *italicas* pueden no estar disponibles.  
 Les numéros de pièce en *italiques* peuvent ne pas être disponibles.

P  
a  
s  
s  
C  
a  
r  
L  
i  
g  
h  
t  
T  
r  
u  
c  
k  
F  
u  
e  
l  
F  
i  
l  
t  
e  
r  
s



MERCEDES BENZ 2023-2022

Pass Car Light Truck Fuel Filter Section

Year/Año/Année Model/Modelo/Modèle Engine/Motor/Moteur	Eng. Code Código de motor Code moteur	VIN NIV NIV	GOLD Fuel Combustible Carburant	ProSelect Fuel Combustible Carburant	Year/Año/Année Model/Modelo/Modèle Engine/Motor/Moteur	Eng. Code Código de motor Code moteur	VIN NIV NIV	GOLD Fuel Combustible Carburant	ProSelect Fuel Combustible Carburant
<b>MERCEDES BENZ (Cont'd/Suite)</b>					<b>MERCEDES BENZ (Cont'd/Suite)</b>				
<b>2023 (Cont'd/Suite)</b>					<b>2022 (Cont'd/Suite)</b>				
<b>GLE350 4MATIC</b>					<b>AMG GT</b>				
L4 2.0L 2000CC 122CID Turbo			N/S	N/S	V8 4.0L 3982cc Turbo			N/S	N/S
<b>GLE450</b>					<b>AMG GT 43</b>				
L6 3.0L 3000CC 183CID Turbo			N/S	N/S	L6 3.0L 3000CC 183CID Turbo			N/S	N/S
<b>GLE53 AMG</b>					<b>AMG GT 53</b>				
L6 3.0L 3000CC 183CID Turbo			N/S	N/S	L6 3.0L 3000CC 183CID Turbo			N/S	N/S
<b>GLE580 4MATIC</b>					<b>AMG GT 63</b>				
V8 4.0L 4000CC 244CID Turbo	V8 BITurbo		N/S	N/S	V8 4.0L 3982cc Turbo			N/S	N/S
<b>GLE63 AMG</b>					<b>AMG GT 63 S</b>				
V8 4.0L 4000CC 244CID Turbo	V8 BITurbo		N/S	N/S	V8 4.0L 3982cc Turbo			N/S	N/S
<b>GLE63 AMG S 4MATIC</b>					<b>AMG GT Black Series Coupe</b>				
V8 4.0L 4000CC 244CID Turbo	V8 BITurbo		N/S	N/S	V8 4.0L 3982cc Turbo			N/S	N/S
<b>GLS 450</b>					<b>AMG GT C</b>				
L6 3.0L 3000CC 183CID Turbo			N/S	N/S	V8 4.0L 3982cc Turbo			N/S	N/S
<b>GLS 580</b>					<b>C300</b>				
V8 4.0L 3982cc Turbo			N/S	N/S	L4 2.0L Turbo	M264		N/S	N/S
<b>GLS63 AMG</b>					<b>L4 2.0L Turbo Electric/Gas</b>				
V8 4.0L 3982cc Turbo			N/S	N/S		M254		N/S	N/S
<b>METRIS</b>					<b>C300 4MATIC</b>				
L4 2.0L 1991cc Turbo			N/S	N/S	L4 2.0L Turbo	M264		N/S	N/S
<b>S500 4matic 4MATIC</b>					<b>L4 2.0L Turbo Electric/Gas</b>				
L6 3.0L 3000CC 183CID Turbo			N/S	N/S		M254		N/S	N/S
<b>SL55 AMG</b>					<b>C43 AMG</b>				
V8 4.0L 4000CC 244CID Turbo	V8 BITurbo		N/S	N/S	V6 3.0L 2996cc Turbo			N/S	N/S
<b>SL63 AMG</b>					<b>C63 AMG</b>				
V8 4.0L 4000CC 244CID Turbo	V8 BITurbo		N/S	N/S	V8 4.0L 3982cc Turbo			N/S	N/S
<b>SPRINTER 1500</b>					<b>C63 AMG S</b>				
L4 2.0L 2000CC 122CID Turbo			N/S	N/S	V8 4.0L 3982cc Turbo			N/S	N/S
<b>SPRINTER 2500</b>					<b>CLA250</b>				
L4 2.0L 2000CC 122CID Turbo			N/S	N/S	L4 2.0L 1991cc Turbo	270.920		N/S	N/S
L4 2.1L 2143CC 131CID Turbo Diesel	651-958		N/A <sup>550</sup> N/A <sup>518</sup>	N/A <sup>550</sup> N/A <sup>518</sup>	<b>CLA35 AMG</b>				
<b>SPRINTER 3500</b>					<b>L4 2.0L 1991cc Turbo</b>				
L4 2.0L 2000CC 122CID Turbo			N/S	N/S		270.920		N/S	N/S
L4 2.1L 2143CC 131CID Turbo Diesel	651-958		N/A <sup>550</sup> N/A <sup>518</sup>	N/A <sup>550</sup> N/A <sup>518</sup>	<b>CLA45 AMG</b>				
<b>SPRINTER 3500XD</b>					<b>L4 2.0L 1991cc Turbo</b>				
L4 2.0L 2000CC 122CID Turbo			N/S	N/S		270.920		N/S	N/S
L4 2.1L 2143CC 131CID Turbo Diesel	651-958		N/A <sup>550</sup> N/A <sup>518</sup>	N/A <sup>550</sup> N/A <sup>518</sup>	<b>CLS 450</b>				
<b>SPRINTER 4500</b>					<b>L6 3.0L 3000CC 183CID Turbo</b>				
V6 3.0L 2987cc Turbo Diesel	642.896		608513 N/A <sup>518</sup> N/A	N/A N/A <sup>518</sup> N/A				N/S	N/S
<b>2022</b>					<b>L6 3.0L 3000CC 183CID Turbo</b>				
<b>A 220</b>					<b>E450 4MATIC All-Terrain Wagon</b>				
L4 2.0L 2000CC 122CID Turbo	M260 DE20 LA		N/S	N/S	L6 3.0L 3000CC 183CID Turbo			N/S	N/S
<b>A 220 4MATIC</b>					<b>E53 AMG</b>				
L4 2.0L 2000CC 122CID Turbo	M260 DE20 LA		N/S	N/S	L6 3.0L 3000CC 183CID Turbo			N/S	N/S
<b>A250</b>					<b>E63 AMG</b>				
L4 2.0L 2000CC 122CID Turbo			N/S	N/S	V8 4.0L 3982cc Turbo			N/S	N/S
<b>AMG A35 4matic</b>					<b>E63 AMG S</b>				
L4 2.0L 2000CC 122CID Turbo			N/S	N/S	V8 4.0L 3982cc Turbo			N/S	N/S
<b>EQB 300</b>					<b>0 Electric</b>				
								N/S	N/S

See pages 13-16 for footnotes.

*Italicized Part Numbers May Not Be Available.*  
Las piezas con números en *italicas* pueden no estar disponibles.  
Les numéros de pièce en *italiques* peuvent ne pas être disponibles.



Pass Car Light Truck Fuel Filter Section

MERCEDES BENZ 2022-2021

Year/Año/Année Model/Modelo/Modèle Engine/Motor/Moteur	Eng. Code Código de motor Code moteur	VIN NIV NIV	GOLD Fuel Combustible Carburant	ProSelect Fuel Combustible Carburant	Year/Año/Année Model/Modelo/Modèle Engine/Motor/Moteur	Eng. Code Código de motor Code moteur	VIN NIV NIV	GOLD Fuel Combustible Carburant	ProSelect Fuel Combustible Carburant
<b>MERCEDES BENZ (Cont'd/Suite)</b>					<b>MERCEDES BENZ (Cont'd/Suite)</b>				
<b>2022 (Cont'd/Suite)</b>					<b>2022 (Cont'd/Suite)</b>				
<b>EQB 350</b>					<b>METRIS</b>				
0 Electric			N/S	N/S	L4 2.0L 1991cc Turbo			N/S	N/S
<b>EQS 450</b>					<b>S500 4matic 4MATIC</b>				
0 Electric			N/S	N/S	L6 3.0L 3000CC 183CID Turbo			N/S	N/S
<b>EQS 53 AMG</b>					<b>S560</b>				
0 Electric			N/S	N/S	V8 4.0L 4000CC 244CID Turbo	V8 BITurbo		N/S	N/S
<b>EQS 580</b>					<b>S580</b>				
0 Electric			N/S	N/S	V8 4.0L 3982cc Turbo			N/S	N/S
<b>GLA 250 4MATIC</b>					<b>S680</b>				
L4 2.0L 1991cc Turbo	270.920		N/S	N/S	V12 6.0L 6000CC 366CID Turbo			N/S	N/S
<b>GLA250</b>					<b>SL55 AMG</b>				
L4 2.0L 1991cc Turbo	270.920		N/S	N/S	V8 4.0L 4000CC 244CID Turbo	V8 BITurbo		N/S	N/S
<b>GLA35 AMG</b>					<b>SL63 AMG</b>				
L4 2.0L 1991cc Turbo	133.980		N/S	N/S	V8 4.0L 4000CC 244CID Turbo	V8 BITurbo		N/S	N/S
<b>GLA45 AMG</b>					<b>SPRINTER 1500</b>				
L4 2.0L 1991cc Turbo	133.980		N/S	N/S	L4 2.0L 2000CC 122CID Turbo			N/S	N/S
<b>GLB 250</b>					<b>SPRINTER 2500</b>				
L4 2.0L 2000CC 122CID Turbo			N/S	N/S	L4 2.0L 2000CC 122CID Turbo			N/S	N/S
<b>GLB 250 4MATIC</b>					L4 2.1L 2143CC 131CID Turbo Diesel 651.958				
L4 2.0L 2000CC 122CID Turbo			N/S	N/S	V6 3.0L 2987cc Turbo Diesel	642.896		N/A <sup>550</sup> N/A <sup>518</sup> 3934 <sup>179</sup> 3251 In-Line 608513	N/A <sup>550</sup> N/A <sup>518</sup> 23934 <sup>179</sup> N/A In-Line N/A
<b>GLB35 AMG</b>					<b>SPRINTER 3500</b>				
L4 2.0L 2000CC 122CID Turbo			N/S	N/S	L4 2.0L 2000CC 122CID Turbo			N/S	N/S
<b>GLC300</b>					L4 2.1L 2143CC 131CID Turbo Diesel 651.958				
I4 2.0L Turbo			N/S	N/S	V6 3.0L 2987cc Turbo Diesel	642.896		N/A <sup>550</sup> N/A <sup>518</sup> 3934 <sup>179</sup> 3250 <sup>384</sup> 3251 In-Line 608513	N/A <sup>550</sup> N/A <sup>518</sup> 23934 <sup>179</sup> N/A <sup>384</sup> N/A In-Line N/A
<b>GLC300 4MATIC</b>					<b>SPRINTER 3500XD</b>				
I4 2.0L Turbo			N/S	N/S	L4 2.0L 2000CC 122CID Turbo			N/S	N/S
<b>GLC300e</b>					L4 2.1L 2143CC 131CID Turbo Diesel 651.958				
L4 2.0L 2000CC 122CID Turbo			N/S	N/S	V6 3.0L 2987cc Turbo Diesel	642.896		N/A <sup>550</sup> N/A <sup>518</sup> 3934 <sup>179</sup> 3250 <sup>384</sup> 3251 In-Line 608513	N/A <sup>550</sup> N/A <sup>518</sup> 23934 <sup>179</sup> N/A <sup>384</sup> N/A In-Line N/A
<b>GLC43 AMG</b>					<b>SPRINTER 4500</b>				
V6 3.0L 2996cc Turbo	276.823		N/S	N/S	V6 3.0L 2987cc Turbo Diesel	642.896		608513 N/A <sup>518</sup> N/A	N/A N/A <sup>518</sup> N/A
<b>GLC63 AMG</b>					<b>2021</b>				
V8 4.0L 4000CC 244CID Turbo	V8 BITurbo		N/S	N/S	<b>A 220</b>				
<b>GLC63 S AMG</b>					L4 2.0L 2000CC 122CID Turbo M260 DE20 LA N/S N/S				
V8 4.0L 4000CC 244CID Turbo	V8 BITurbo		N/S	N/S	<b>A 220 4MATIC</b>				
<b>GLE350</b>					L4 2.0L 2000CC 122CID Turbo M260 DE20 LA N/S N/S				
L4 2.0L 2000CC 122CID Turbo			N/S	N/S	<b>A250</b>				
<b>GLE350 4MATIC</b>					L4 2.0L 2000CC 122CID Turbo N/S N/S				
L4 2.0L 2000CC 122CID Turbo			N/S	N/S	<b>AMG A35 4matic</b>				
<b>GLE450</b>					L4 2.0L 2000CC 122CID Turbo N/S N/S				
L6 3.0L 3000CC 183CID Turbo			N/S	N/S	<b>AMG GT</b>				
<b>GLE53 AMG</b>					V8 4.0L 3982cc Turbo N/S N/S				
L6 3.0L 3000CC 183CID Turbo			N/S	N/S	V8 4.0L 3982cc Turbo N/S N/S				
<b>GLE580 4MATIC</b>									
V8 4.0L 4000CC 244CID Turbo	V8 BITurbo		N/S	N/S					
<b>GLE63 AMG</b>									
V8 4.0L 4000CC 244CID Turbo	V8 BITurbo		N/S	N/S					
<b>GLE63 AMG S 4MATIC</b>									
V8 4.0L 4000CC 244CID Turbo	V8 BITurbo		N/S	N/S					
<b>GLS 450</b>									
L6 3.0L 3000CC 183CID Turbo			N/S	N/S					
<b>GLS 580</b>									
V8 4.0L 3982cc Turbo			N/S	N/S					
<b>GLS63 AMG</b>									
V8 4.0L 3982cc Turbo			N/S	N/S					

See pages 13-16 for footnotes.

*Italicized Part Numbers May Not Be Available.*  
 Las piezas con números en *italicas* pueden no estar disponibles.  
 Les numéros de pièce en *italiques* peuvent ne pas être disponibles.

P  
a  
s  
s  
C  
a  
r  
L  
i  
g  
h  
t  
T  
r  
u  
c  
k  
F  
u  
e  
l  
F  
i  
l  
t  
e  
r  
s



MERCEDES BENZ 2021

Pass Car Light Truck Fuel Filter Section

Year/Año/Année Model/Modelo/Modèle Engine/Motor/Moteur	Eng. Code Código de motor Code moteur	VIN NIV NIV	GOLD Fuel Combustible Carburant	ProSelect Fuel Combustible Carburant	Year/Año/Année Model/Modelo/Modèle Engine/Motor/Moteur	Eng. Code Código de motor Code moteur	VIN NIV NIV	GOLD Fuel Combustible Carburant	ProSelect Fuel Combustible Carburant
<b>MERCEDES BENZ (Cont'd/Suite)</b>					<b>MERCEDES BENZ (Cont'd/Suite)</b>				
<b>2021 (Cont'd/Suite)</b>					<b>2021 (Cont'd/Suite)</b>				
<b>AMG GT 43</b>					<b>GLB35 AMG</b>				
L6 3.0L 3000CC 183CID Turbo			N/S	N/S	L4 2.0L 2000CC 122CID Turbo			N/S	N/S
<b>AMG GT 53</b>					<b>GLC300</b>				
L6 3.0L 3000CC 183CID Turbo			N/S	N/S	I4 2.0L Turbo			N/S	N/S
<b>AMG GT 63</b>					<b>GLC300e</b>				
V8 4.0L 3982cc Turbo			N/S	N/S	L4 2.0L 2000CC 122CID Turbo			N/S	N/S
<b>AMG GT C</b>					<b>GLC350e</b>				
V8 4.0L 3982cc Turbo			N/S	N/S	L4 2.0L 2000CC 122CID Turbo			N/S	N/S
<b>AMG GT R</b>					<b>GLC43 AMG</b>				
V8 4.0L 3982cc Turbo			N/S	N/S	V6 3.0L 2996cc Turbo	276.823		N/S	N/S
<b>C300</b>					<b>GLC63 AMG</b>				
L4 2.0L Turbo			N/S	N/S	V8 4.0L 4000CC 244CID Turbo	V8 BiTurbo		N/S	N/S
<b>C43 AMG</b>					<b>GLC63 S AMG</b>				
V6 3.0L 2996cc Turbo			N/S	N/S	V8 4.0L 4000CC 244CID Turbo	V8 BiTurbo		N/S	N/S
<b>C63 AMG</b>					<b>GLE350 4MATIC</b>				
V8 4.0L 3982cc Turbo			N/S	N/S	L4 2.0L 2000CC 122CID Turbo			N/S	N/S
<b>C63 AMG S</b>					<b>GLE450</b>				
V8 4.0L 3982cc Turbo			N/S	N/S	L6 3.0L 3000CC 183CID Turbo			N/S	N/S
<b>CLA250</b>					<b>GLE53 AMG</b>				
L4 2.0L 1991cc Turbo	270.920		N/S	N/S	L6 3.0L 3000CC 183CID Turbo			N/S	N/S
<b>CLA35 AMG</b>					<b>GLE580 4MATIC</b>				
L4 2.0L 1991cc Turbo	270.920		N/S	N/S	V8 4.0L 4000CC 244CID Turbo	V8 BiTurbo		N/S	N/S
<b>CLA45 AMG</b>					<b>GLE63 AMG</b>				
L4 2.0L 1991cc Turbo	270.920		N/S	N/S	V8 4.0L 4000CC 244CID Turbo	V8 BiTurbo		N/S	N/S
<b>CLS 450</b>					<b>GLE63 AMG S 4MATIC</b>				
L6 3.0L 3000CC 183CID Turbo			N/S	N/S	V8 4.0L 4000CC 244CID Turbo	V8 BiTurbo		N/S	N/S
<b>CLS 450 4MATIC</b>					<b>GLS 450</b>				
L6 3.0L 3000CC 183CID Turbo			N/S	N/S	L6 3.0L 3000CC 183CID Turbo			N/S	N/S
<b>CLS 53 AMG</b>					<b>GLS 580</b>				
L6 3.0L 3000CC 183CID Turbo			N/S	N/S	V8 4.0L 3982cc Turbo			N/S	N/S
<b>E350</b>					<b>GLS63 AMG</b>				
L4 2.0L Turbo			N/S	N/S	V8 4.0L 3982cc Turbo			N/S	N/S
<b>E450</b>					<b>Maybach GLS600</b>				
L6 3.0L 3000CC 183CID Turbo			N/S	N/S	V8 4.0L 4000CC 244CID Turbo	V8 BiTurbo		N/S	N/S
<b>E53 AMG</b>					<b>METRIS</b>				
L6 3.0L 3000CC 183CID Turbo			N/S	N/S	L4 2.0L 1991cc Turbo			N/S	N/S
<b>E63 AMG</b>					<b>S450</b>				
V8 4.0L 3982cc Turbo			N/S	N/S	V6 3.0L 3000CC 183CID Turbo	V6 BiTurbo		N/S	N/S
<b>E63 AMG S</b>					<b>S500 4matic 4MATIC</b>				
V8 4.0L 3982cc Turbo			N/S	N/S	L6 3.0L 3000CC 183CID Turbo			N/S	N/S
<b>G550</b>					<b>S560</b>				
V8 4.0L 3982cc Turbo			N/S	N/S	V8 4.0L 4000CC 244CID Turbo	V8 BiTurbo		N/S	N/S
<b>G63 AMG</b>					<b>S63 AMG</b>				
V8 4.0L 3982cc Turbo			N/S	N/S	V8 4.0L 4000CC 244CID Turbo	V8 BiTurbo		N/S	N/S
<b>GLA250</b>					<b>S65 AMG</b>				
L4 2.0L 1991cc Turbo	270.920		N/S	N/S	V12 6.0L 6000CC 366CID Turbo			N/S	N/S
<b>GLA35 AMG</b>					<b>SL450</b>				
L4 2.0L 1991cc Turbo	133.980		N/S	N/S	V6 3.0L Turbo			N/S	N/S
<b>GLA45 AMG</b>					<b>SL550</b>				
L4 2.0L 1991cc Turbo	133.980		N/S	N/S	V8 4.7L 4700CC 287CID Turbo			N/S	N/S
<b>GLB 250</b>					<b>SL63 AMG</b>				
L4 2.0L 2000CC 122CID Turbo			N/S	N/S	V8 5.5L 5461cc Turbo	157.983		N/S	N/S
<b>SLC300</b>					<b>SLC300</b>				
L4 2.0L 1991cc Turbo			N/S	N/S	L4 2.0L 1991cc Turbo	274.92		N/S	N/S

See pages 13-16 for footnotes.

*Italicized Part Numbers May Not Be Available.*  
 Las piezas con números en *italicas* pueden no estar disponibles.  
 Les numéros de pièce en *italiques* peuvent ne pas être disponibles.



Pass Car Light Truck Fuel Filter Section

MERCEDES BENZ 2021-2020

Year/Año/Année Model/Modelo/Modèle Engine/Motor/Moteur	Eng. Code Código de motor Code moteur	VIN NIV NIV	GOLD Fuel Combustible Carburant	ProSelect Fuel Combustible Carburant	Year/Año/Année Model/Modelo/Modèle Engine/Motor/Moteur	Eng. Code Código de motor Code moteur	VIN NIV NIV	GOLD Fuel Combustible Carburant	ProSelect Fuel Combustible Carburant
<b>MERCEDES BENZ (Cont'd/Suite)</b>					<b>MERCEDES BENZ (Cont'd/Suite)</b>				
<b>2021 (Cont'd/Suite)</b>					<b>2020 (Cont'd/Suite)</b>				
<b>SLC43 AMG</b>					<b>C63 AMG S</b>				
V6 3.0L 2996cc Turbo			N/S	N/S	V8 4.0L 3982cc Turbo			N/S	N/S
<b>SPRINTER 1500</b>					<b>CLA250</b>				
L4 2.0L 2000CC 122CID Turbo			N/S	N/S	L4 2.0L 1991cc Turbo	270.920		N/S	N/S
<b>SPRINTER 2500</b>					<b>CLA35 AMG</b>				
L4 2.0L 2000CC 122CID Turbo	651-958		N/S	N/S	L4 2.0L 1991cc Turbo	270.920		N/S	N/S
L4 2.1L 2143CC 131CID Turbo Diesel			N/A <sup>550</sup> N/A <sup>518</sup>	N/A <sup>550</sup> N/A <sup>518</sup>	<b>CLA45 AMG</b>				
V6 3.0L 2987cc Turbo Diesel	642.896		3934 <sup>179</sup> 3251 In-Line 608513	23934 <sup>179</sup> N/A In-Line N/A	L4 2.0L 1991cc Turbo	270.920		N/S	N/S
<b>SPRINTER 3500</b>					<b>CLS 450</b>				
L4 2.0L 2000CC 122CID Turbo			N/S	N/S	L6 3.0L 3000CC 183CID Turbo			N/S	N/S
L4 2.1L 2143CC 131CID Turbo Diesel	651-958		N/A <sup>550</sup> N/A <sup>518</sup>	N/A <sup>550</sup> N/A <sup>518</sup>	<b>CLS 450 4MATIC</b>				
V6 3.0L 2987cc Turbo Diesel	642.896		3934 <sup>179</sup> 3250 <sup>384</sup> 3251 In-Line 608513	23934 <sup>179</sup> N/A <sup>384</sup> N/A In-Line N/A	L6 3.0L 3000CC 183CID Turbo			N/S	N/S
<b>SPRINTER 3500XD</b>					<b>CLS 53 AMG</b>				
L4 2.0L 2000CC 122CID Turbo			N/S	N/S	L6 3.0L 3000CC 183CID Turbo			N/S	N/S
L4 2.1L 2143CC 131CID Turbo Diesel	651-958		N/A <sup>550</sup> N/A <sup>518</sup>	N/A <sup>550</sup> N/A <sup>518</sup>	<b>E350</b>				
V6 3.0L 2987cc Turbo Diesel	642.896		3934 <sup>179</sup> 3250 <sup>384</sup> 3251 In-Line 608513	23934 <sup>179</sup> N/A <sup>384</sup> N/A In-Line N/A	L4 2.0L Turbo			N/S	N/S
<b>SPRINTER 4500</b>					<b>E450</b>				
V6 3.0L 2987cc Turbo Diesel	642.896		608513 N/A <sup>518</sup> N/A	N/A N/A <sup>518</sup> N/A	V6 3.0L 3000CC 183CID Turbo	V6 BITurbo		N/S	N/S
<b>2020</b>					<b>E53 AMG</b>				
<b>A 220</b>					L6 3.0L 3000CC 183CID Turbo				
L4 2.0L 2000CC 122CID Turbo	M260 DE20 LA		N/S	N/S	<b>E63 AMG</b>				
<b>A 220 4MATIC</b>					V8 4.0L 3982cc Turbo				
L4 2.0L 2000CC 122CID Turbo	M260 DE20 LA		N/S	N/S	<b>E63 AMG S</b>				
<b>A250</b>					V8 4.0L 3982cc Turbo				
L4 2.0L 2000CC 122CID Turbo			N/S N/S	N/S N/S	<b>G550</b>				
<b>AMG GT</b>					V8 4.0L 3982cc Turbo				
V8 4.0L 3982cc Turbo			N/S	N/S	<b>G63 AMG</b>				
<b>AMG GT 53</b>					V8 4.0L 3982cc Turbo				
L6 3.0L 3000CC 183CID Turbo			N/S	N/S	<b>GLA250</b>				
<b>AMG GT 63</b>					L4 2.0L 1991cc Turbo				
V8 4.0L 3982cc Turbo			N/S	N/S	<b>GLA45 AMG</b>				
<b>AMG GT C</b>					L4 2.0L 1991cc Turbo				
V8 4.0L 3982cc Turbo			N/S	N/S	<b>GLB 250</b>				
<b>AMG GT R</b>					L4 2.0L 2000CC 122CID Turbo				
V8 4.0L 3982cc Turbo			N/S	N/S	<b>GLC300</b>				
<b>C300</b>					I4 2.0L Turbo				
L4 2.0L Turbo			N/S	N/S	<b>GLC350e</b>				
<b>C43 AMG</b>					L4 2.0L 2000CC 122CID Turbo				
V6 3.0L 2996cc Turbo			N/S	N/S	<b>GLC43 AMG</b>				
<b>C63 AMG</b>					V6 3.0L 2996cc Turbo				
V8 4.0L 3982cc Turbo			N/S	N/S	<b>GLC63 AMG</b>				
<b>2020</b>					V8 4.0L 4000CC 244CID Turbo				
<b>A 220</b>					<b>GLC63 S AMG AMG</b>				
L4 2.0L 2000CC 122CID Turbo	M260 DE20 LA		N/S	N/S	V8 4.0L 4000CC 244CID Turbo				
<b>A 220 4MATIC</b>					<b>GLE350 4MATIC</b>				
L4 2.0L 2000CC 122CID Turbo	M260 DE20 LA		N/S	N/S	L4 2.0L 2000CC 122CID Turbo				
<b>A250</b>					<b>GLE450</b>				
L4 2.0L 2000CC 122CID Turbo			N/S N/S	N/S N/S	L6 3.0L 3000CC 183CID Turbo				
<b>AMG GT</b>					<b>GLE580 4MATIC</b>				
V8 4.0L 3982cc Turbo			N/S	N/S	V8 4.0L 4000CC 244CID Turbo				
<b>AMG GT 53</b>					<b>GLE63 AMG</b>				
L6 3.0L 3000CC 183CID Turbo			N/S	N/S	V8 4.0L 4000CC 244CID Turbo				
<b>AMG GT 63</b>					<b>GLE63 AMG</b>				
V8 4.0L 3982cc Turbo			N/S	N/S	V8 4.0L 4000CC 244CID Turbo				
<b>AMG GT C</b>					<b>GLE63 AMG</b>				
V8 4.0L 3982cc Turbo			N/S	N/S	V8 4.0L 4000CC 244CID Turbo				
<b>AMG GT R</b>					<b>GLE63 AMG</b>				
V8 4.0L 3982cc Turbo			N/S	N/S	V8 4.0L 4000CC 244CID Turbo				
<b>C300</b>					<b>GLE63 AMG</b>				
L4 2.0L Turbo			N/S	N/S	V8 4.0L 4000CC 244CID Turbo				
<b>C43 AMG</b>					<b>GLE63 AMG</b>				
V6 3.0L 2996cc Turbo			N/S	N/S	V8 4.0L 4000CC 244CID Turbo				
<b>C63 AMG</b>					<b>GLE63 AMG</b>				
V8 4.0L 3982cc Turbo			N/S	N/S	V8 4.0L 4000CC 244CID Turbo				

See pages 13-16 for footnotes.

*Italicized Part Numbers May Not Be Available.*  
 Las piezas con números en *italicas* pueden no estar disponibles.  
 Les numéros de pièce en *italiques* peuvent ne pas être disponibles.

P  
a  
s  
s  
C  
a  
r  
L  
i  
g  
h  
t  
T  
r  
u  
c  
k  
F  
u  
e  
l  
F  
i  
l  
t  
e  
r  
s



MERCEDES BENZ 2020-2019

Pass Car Light Truck Fuel Filter Section

Year/Año/Année Model/Modelo/Modèle Engine/Motor/Moteur	Eng. Code Código de motor Code moteur	VIN NIV NIV	GOLD Fuel Combustible Carburant	ProSelect Fuel Combustible Carburant	Year/Año/Année Model/Modelo/Modèle Engine/Motor/Moteur	Eng. Code Código de motor Code moteur	VIN NIV NIV	GOLD Fuel Combustible Carburant	ProSelect Fuel Combustible Carburant
<b>MERCEDES BENZ (Cont'd/Suite)</b>					<b>MERCEDES BENZ (Cont'd/Suite)</b>				
<b>2020 (Cont'd/Suite)</b>					<b>2019 (Cont'd/Suite)</b>				
<b>GLE63 AMG S 4MATIC</b>					<b>A250</b>				
V8 4.0L 4000CC 244CID Turbo	V8 BiTurbo		N/S	N/S	L4 2.0L 2000CC 122CID Turbo			N/S	N/S
<b>GLS 450</b>									
L6 3.0L 3000CC 183CID Turbo			N/S	N/S	<b>AMG GT</b>				
<b>GLS 580</b>					V8 4.0L 3982cc Turbo				
V8 4.0L 3982cc Turbo			N/S	N/S	<b>AMG GT 53</b>				
<b>Maybach S560</b>					L6 3.0L 3000CC 183CID Turbo				
V8 4.0L 3982cc Turbo			N/S	N/S	<b>AMG GT C</b>				
<b>METRIS</b>					V8 4.0L 3982cc Turbo				
L4 2.0L 1991cc Turbo			N/S	N/S	<b>AMG GT R</b>				
<b>S450</b>					V8 4.0L 3982cc Turbo				
V6 3.0L 3000CC 183CID Turbo	V6 BiTurbo		N/S	N/S	<b>AMG GT S</b>				
<b>S560</b>					V8 4.0L 3982cc Turbo				
V8 4.0L 4000CC 244CID Turbo	V8 BiTurbo		N/S	N/S	<b>B250</b>				
<b>S63 AMG</b>					L4 2.0L 2000CC 122CID Turbo				
V8 4.0L 4000CC 244CID Turbo	V8 BiTurbo		N/S	N/S	<b>C300</b>				
<b>S65 AMG</b>					L4 2.0L Turbo				
V12 6.0L 6000CC 366CID Turbo			N/S	N/S	<b>C350e</b>				
<b>SL450</b>					L4 2.0L 1991cc Turbo Electric/Gas				
V6 3.0L Turbo			N/S	N/S		274.92		N/S	N/S
<b>SL550</b>					<b>C43 AMG</b>				
V8 4.7L 4700CC 287CID Turbo			N/S	N/S	V6 3.0L 2996cc Turbo				
<b>SL63 AMG</b>					<b>C63 AMG</b>				
V8 5.5L 5461cc Turbo	157.983		N/S	N/S	V8 4.0L 3982cc Turbo				
<b>SLC300</b>					<b>C63 AMG S</b>				
L4 2.0L 1991cc Turbo	274.92		N/S	N/S	V8 4.0L 3982cc Turbo				
<b>SLC43 AMG</b>					<b>CLA250</b>				
V6 3.0L 2996cc Turbo			N/S	N/S	L4 2.0L 1991cc Turbo				
<b>SPRINTER 1500</b>					L4 2.0L 1991cc Turbo				
L4 2.0L 2000CC 122CID Turbo			N/S	N/S		270.920		N/S	N/S
<b>SPRINTER 2500</b>					<b>CLA45 AMG</b>				
L4 2.0L 2000CC 122CID Turbo			N/S	N/S	L4 2.0L 1991cc Turbo				
L4 2.1L 2143CC 131CID Turbo Diesel	651.958		N/A <sup>550</sup> N/A <sup>518</sup>	N/A <sup>550</sup> N/A <sup>518</sup>		270.920		N/S	N/S
V6 3.0L 2987cc Turbo Diesel	642.896		3934 <sup>179</sup> 3251 In-Line 608513	23934 <sup>179</sup> N/A In-Line N/A	<b>CLS 450</b>				
<b>SPRINTER 3500</b>					L6 3.0L 3000CC 183CID Turbo				
L4 2.1L 2143CC 131CID Turbo Diesel	651.958		N/A <sup>550</sup> N/A <sup>518</sup>	N/A <sup>550</sup> N/A <sup>518</sup>	<b>CLS 450 4MATIC</b>				
V6 3.0L 2987cc Turbo Diesel	642.896		3934 <sup>179</sup> 3250 <sup>384</sup> 3251 <sup>383</sup> In-Line 608513	23934 <sup>179</sup> N/A <sup>384</sup> N/A <sup>383</sup> In-Line N/A	L6 3.0L 3000CC 183CID Turbo				
<b>SPRINTER 4500</b>					<b>CLS 53 AMG</b>				
V6 3.0L 2987cc Turbo Diesel	642.896		608513 N/A <sup>518</sup> N/A	N/A N/A <sup>518</sup> N/A	L6 3.0L 3000CC 183CID Turbo				
<b>2019</b>					<b>E300</b>				
<b>220</b>					L4 2.0L Turbo				
Electric Drive Electric			N/S	N/S	<b>E400</b>				
<b>A 220</b>					V6 3.0L 2996cc Turbo				
L4 2.0L 2000CC 122CID Turbo	M260 DE20 LA		N/S	N/S	<b>E450</b>				
<b>A 220 4MATIC</b>					V6 3.0L 3000CC 183CID Turbo				
L4 2.0L 2000CC 122CID Turbo	M260 DE20 LA		N/S	N/S	V6 BiTurbo			N/S	N/S
<b>See pages 13-16 for footnotes.</b>					<b>E53 AMG</b>				
					L6 3.0L 3000CC 183CID Turbo				
					<b>E63 AMG</b>				
					V8 4.0L 3982cc Turbo				
					<b>E63 AMG S</b>				
					V8 4.0L 3982cc Turbo				
					<b>G550</b>				
					V8 4.0L 3982cc Turbo				
					<b>G63 AMG</b>				
					V8 4.0L 3982cc Turbo				
					<b>GL63 AMG</b>				
					V8 5.5L 5461cc Turbo				





Pass Car Light Truck Fuel Filter Section

MERCEDES BENZ 2019-2018

Year/Año/Année Model/Modelo/Modèle Engine/Motor/Moteur	Eng. Code Código de motor Code moteur	VIN NIV NIV	GOLD Fuel Combustible Carburant	ProSelect Fuel Combustible Carburant	Year/Año/Année Model/Modelo/Modèle Engine/Motor/Moteur	Eng. Code Código de motor Code moteur	VIN NIV NIV	GOLD Fuel Combustible Carburant	ProSelect Fuel Combustible Carburant
<b>MERCEDES BENZ (Cont'd/Suite)</b>					<b>MERCEDES BENZ (Cont'd/Suite)</b>				
<b>2019 (Cont'd/Suite)</b>					<b>2019 (Cont'd/Suite)</b>				
<b>GLA250</b>					<b>SL65 AMG</b>				
L4 2.0L 1991cc Turbo	270.920		N/S	N/S	V12 6.0L 5980cc 365 CID Turbo	279.981		N/S	N/S
<b>GLA45 AMG</b>					<b>SLC300</b>				
L4 2.0L 1991cc Turbo	133.980		N/S	N/S	L4 2.0L 1991cc Turbo	274.92		N/S	N/S
<b>GLC300</b>					<b>SLC43 AMG</b>				
I4 2.0L Turbo			N/S	N/S	V6 3.0L 2996cc Turbo			N/S	N/S
<b>GLC350e</b>					<b>SPRINTER 1500</b>				
L4 2.0L 2000CC 122CID Turbo			N/S	N/S	L4 2.0L 2000CC 122CID Turbo			N/S	N/S
<b>GLC43 AMG</b>					<b>SPRINTER 2500</b>				
V6 3.0L 2996cc Turbo	276.823		N/S	N/S	L4 2.0L 2000CC 122CID Turbo			N/S	N/S
<b>GLC63 AMG</b>					<b>SPRINTER 2500</b>				
V8 4.0L 4000CC 244CID Turbo	V8 BiTurbo		N/S	N/S	V6 3.0L 2987cc Turbo Diesel	642.896		3250 3934 <sup>179</sup> 3251 In-Line 608513	N/A 23934 <sup>179</sup> N/A In-Line N/A
<b>GLC63 S AMG AMG</b>					<b>SPRINTER 3500</b>				
V8 4.0L 4000CC 244CID Turbo	V8 BiTurbo		N/S	N/S	V6 3.0L 2987cc Turbo Diesel	642.896		3934 <sup>179</sup> 3250 <sup>384</sup> 3251 In-Line 608513	23934 <sup>179</sup> N/A <sup>384</sup> N/A In-Line N/A
<b>GLE350</b>					<b>SPRINTER 4500</b>				
V6 3.5L 3498cc FLEX/	276.955		N/S	N/S	V6 3.0L 2987cc Turbo Diesel	642.896		608513 N/A N/A	N/A N/A N/A
<b>GLE400</b>					<b>2018</b>				
V6 3.0L 3000CC 183CID Turbo			N/S	N/S	<b>AMG GT</b>				
<b>GLE43 AMG</b>					V8 4.0L 3982cc Turbo				
V6 3.0L 2996cc Turbo	276.821		N/S	N/S	<b>AMG GT C</b>				
<b>GLE550e</b>					V8 4.0L 3982cc Turbo				
V6 3.0L 2996cc Turbo Electric/Gas	276.821		N/S	N/S	<b>AMG GT R</b>				
<b>GLE63 AMG</b>					V8 4.0L 3982cc Turbo				
V8 5.5L 5461cc Turbo	157.982		N/S	N/S	<b>AMG GT S</b>				
<b>GLE63 AMG S</b>					V8 4.0L 3982cc Turbo				
V8 5.5L 5461cc Turbo	157.982		N/S	N/S	<b>B250</b>				
<b>GLS 450</b>					L4 2.0L 2000CC 122CID Turbo				
V6 3.0L 2996cc Turbo	276.821		N/S	N/S	<b>C250</b>				
<b>GLS550</b>					L4 2.0L Turbo				
V8 4.6L 4663cc Turbo	278.928		N/S	N/S	<b>C300</b>				
<b>GLS63 AMG</b>					L4 2.0L 1991cc Turbo				
V8 5.5L 5461cc Turbo	157.982		N/S	N/S	<b>C350e</b>				
<b>Maybach S560</b>					L4 2.0L 1991cc Turbo Electric/Gas				
V8 4.0L 3982cc Turbo			N/S	N/S	<b>C43 AMG</b>				
<b>Maybach S650</b>					V6 3.0L 2996cc Turbo				
V12 6.0L 6000CC 366CID Turbo			N/S	N/S	<b>C63 AMG</b>				
<b>METRIS</b>					V8 4.0L 3982cc Turbo				
L4 2.0L 1991cc Turbo			N/S	N/S	<b>C63 AMG S</b>				
<b>S450</b>					V8 4.0L 3982cc Turbo				
V6 3.0L 3000CC 183CID Turbo	V6 BiTurbo		N/S	N/S	<b>CLA250</b>				
<b>S560</b>					L4 2.0L 1991cc Turbo				
V8 4.0L 4000CC 244CID Turbo	V8 BiTurbo		N/S	N/S	<b>CLA45 AMG</b>				
<b>S63 AMG</b>					L4 2.0L 1991cc Turbo				
V8 4.0L 4000CC 244CID Turbo	V8 BiTurbo		N/S	N/S	<b>CLS400</b>				
<b>S65 AMG</b>					V6 3.0L Turbo				
V12 6.0L 6000CC 366CID Turbo			N/S	N/S	<b>CLS550</b>				
<b>SL450</b>					V8 4.6L 4663cc Turbo				
V6 3.0L Turbo			N/S	N/S	278.922				
<b>SL550</b>									
V8 4.7L 4700CC 287CID Turbo			N/S	N/S					
<b>SL63 AMG</b>									
V8 5.5L 5461cc Turbo	157.983		N/S	N/S					

See pages 13-16 for footnotes.

*Italicized Part Numbers May Not Be Available.*  
 Las piezas con números en *italicas* pueden no estar disponibles.  
 Les numéros de pièce en *italiques* peuvent ne pas être disponibles.

P  
a  
s  
s  
C  
a  
r  
L  
i  
g  
h  
t  
T  
r  
u  
c  
k  
F  
u  
e  
l  
F  
i  
l  
t  
e  
r  
s



MERCEDES BENZ 2018-2017

Pass Car Light Truck Fuel Filter Section

Year/Año/Année Model/Modelo/Modèle Engine/Motor/Moteur	Eng. Code Código de motor Code moteur	VIN NIV NIV	GOLD Fuel Combustible Carburant	ProSelect Fuel Combustible Carburant	Year/Año/Année Model/Modelo/Modèle Engine/Motor/Moteur	Eng. Code Código de motor Code moteur	VIN NIV NIV	GOLD Fuel Combustible Carburant	ProSelect Fuel Combustible Carburant
<b>MERCEDES BENZ (Cont'd/Suite)</b>					<b>MERCEDES BENZ (Cont'd/Suite)</b>				
<b>2018 (Cont'd/Suite)</b>					<b>2018 (Cont'd/Suite)</b>				
<b>CLS63 AMG S</b>					<b>GLS63 AMG</b>				
V8 5.5L 5461cc Turbo	157.981		N/S	N/S	V8 5.5L 5461cc Turbo	157.982		N/S	N/S
<b>E300</b>					<b>Maybach S560</b>				
L4 2.0L Turbo			N/S	N/S	V8 4.0L 3982cc Turbo			N/S	N/S
<b>E400</b>					<b>METRIS</b>				
V6 3.0L			N/S	N/S	L4 2.0L 1991cc Turbo			N/S	N/S
V6 3.0L 2996cc Turbo			N/S	N/S	<b>S450</b>				
<b>E43 AMG</b>					V6 3.0L 3000CC 183CID Turbo	V6 BiTurbo		N/S	N/S
V6 3.0L 2996cc Turbo			N/S	N/S	<b>S560</b>				
<b>E63 AMG</b>					V8 4.0L 4000CC 244CID Turbo	V8 BiTurbo		N/S	N/S
V8 4.0L 3982cc Turbo			N/S	N/S	<b>S63 AMG</b>				
V8 5.5L 5461cc Turbo	157.981		N/A	N/A	V8 4.0L 4000CC 244CID Turbo	V8 BiTurbo		N/S	N/S
<b>G550</b>					<b>S65 AMG</b>				
V8 4.0L 3982cc Turbo			N/S	N/S	V12 6.0L 6000CC 366CID Turbo			N/S	N/S
			N/S	N/S	<b>SL450</b>				
<b>G63 AMG</b>					V6 3.0L Turbo			N/S	N/S
V8 5.5L 5461cc Turbo	157.984		N/S	N/S	<b>SL550</b>				
<b>G65 AMG</b>					V8 4.6L 4663cc Turbo	278.927		N/S	N/S
V12 6.0L 5980cc 365 CID Turbo			N/S	N/S	<b>SL63 AMG</b>				
<b>GL63 AMG</b>					V8 5.5L 5461cc Turbo	157.983		N/S	N/S
V8 5.5L 5461cc Turbo	157.982		N/S	N/S	<b>SL65 AMG</b>				
<b>GLA250</b>					V12 6.0L 5980cc 365 CID Turbo	279.981		N/S	N/S
L4 2.0L 1991cc Turbo	270.920		N/S	N/S	<b>SLC300</b>				
<b>GLA45 AMG</b>					L4 2.0L 1991cc Turbo	274.92		N/S	N/S
L4 2.0L 1991cc Turbo	133.980		N/S	N/S	<b>SLC43 AMG</b>				
<b>GLC300</b>					V6 3.0L 2996cc Turbo			N/S	N/S
I4 2.0L Turbo			N/S	N/S	<b>SPRINTER 2500</b>				
<b>GLC350e</b>					V6 3.0L 2987cc Turbo Diesel	642.896		3934 <sup>179</sup> 3251 <sup>383</sup> In-Line 608513	23934 <sup>179</sup> N/A <sup>383</sup> In-Line N/A
L4 2.0L 2000CC 122CID Turbo			N/S	N/S	<b>SPRINTER 3500</b>				
			N/S	N/S	V6 3.0L 2987cc Turbo Diesel	642.896		3934 <sup>179</sup> 3250 <sup>384</sup> 3251 <sup>383</sup> In-Line 608513	23934 <sup>179</sup> N/A <sup>384</sup> N/A <sup>383</sup> In-Line N/A
<b>GLC43 AMG</b>					<b>2017</b>				
V6 3.0L 2996cc Turbo	276.823		N/S	N/S	<b>AMG GT</b>				
<b>GLC63</b>					V8 4.0L 3982cc Turbo			N/S	N/S
V8 4.0L 4000CC 244CID Turbo	V8 BiTurbo		N/S	N/S	<b>AMG GT S</b>				
<b>GLC63 S AMG</b>					V8 4.0L 3982cc Turbo			N/S	N/S
V8 4.0L 4000CC 244CID Turbo	V8 BiTurbo		N/S	N/S	<b>B250</b>				
<b>GLE350</b>					L4 2.0L 2000CC 122CID Turbo			N/S	N/S
V6 3.5L 3498cc FLEX/	276.955		N/A	N/A	<b>B250e</b>				
<b>GLE400</b>					- Electric			N/S	N/S
V6 3.0L 2996cc Turbo			N/A	N/A	<b>C300</b>				
<b>GLE43 AMG</b>					L4 2.0L 1991cc Turbo			N/S	N/S
V6 3.0L 2996cc Turbo	276.821		N/S	N/S	<b>C350e</b>				
<b>GLE550</b>					L4 2.0L 1991cc Turbo Electric/Gas	274.92		N/S	N/S
V8 4.6L 4663cc Turbo	278.928		N/S	N/S	<b>C43 AMG</b>				
<b>GLE550e</b>					V6 3.0L 2996cc Turbo			N/S	N/S
V6 3.0L 2996cc Turbo Electric/Gas	276.821		N/S	N/S	<b>C63 AMG</b>				
			N/S	N/S	V8 4.0L 3982cc Turbo			N/S	N/S
<b>GLE63 AMG</b>					<b>2017</b>				
V8 5.5L 5461cc Turbo	157.982		N/S	N/S	<b>AMG GT</b>				
<b>GLE63 AMG S</b>					V8 4.0L 3982cc Turbo			N/S	N/S
V8 5.5L 5461cc Turbo	157.982		N/S	N/S	<b>AMG GT S</b>				
<b>GLS 450</b>					V8 4.0L 3982cc Turbo			N/S	N/S
V6 3.0L 2996cc Turbo	276.821		N/S	N/S	<b>B250</b>				
<b>GLS550</b>					L4 2.0L 2000CC 122CID Turbo			N/S	N/S
V8 4.6L 4663cc Turbo	278.928		N/S	N/S	<b>B250e</b>				

See pages 13-16 for footnotes.

*Italicized Part Numbers May Not Be Available.*  
 Las piezas con números en *italicas* pueden no estar disponibles.  
 Les numéros de pièce en *italiques* peuvent ne pas être disponibles.



Pass Car Light Truck Fuel Filter Section

MERCEDES BENZ 2017-2016

Year/Año/Année Model/Modelo/Modèle Engine/Motor/Moteur	Eng. Code Código de motor Code moteur	VIN NIV NIV	GOLD Fuel Combustible Carburant	ProSelect Fuel Combustible Carburant	Year/Año/Année Model/Modelo/Modèle Engine/Motor/Moteur	Eng. Code Código de motor Code moteur	VIN NIV NIV	GOLD Fuel Combustible Carburant	ProSelect Fuel Combustible Carburant
<b>MERCEDES BENZ (Cont'd/Suite)</b>					<b>MERCEDES BENZ (Cont'd/Suite)</b>				
<b>2017 (Cont'd/Suite)</b>					<b>2017 (Cont'd/Suite)</b>				
<b>C63 AMG S</b>					<b>GLE63 AMG S</b>				
V8 4.0L 3982cc Turbo			N/S	N/S	V8 5.5L 5461cc Turbo	157.982		N/S	N/S
<b>CLA250</b>					<b>GLS 450</b>				
L4 2.0L 1991cc Turbo	270.920		N/S	N/S	V6 3.0L 2996cc Turbo	276.821		N/S	N/S
L4 2.0L 1991cc Turbo Flex	270.920		N/S	N/S	<b>GLS350d</b>				
<b>CLA45 AMG</b>					V6 3.0L 2987cc Turbo Diesel	642.826		608513	N/A
L4 2.0L 1991cc Turbo	270.920		N/S	N/S	<b>GLS550</b>				
<b>CLS400</b>					V8 4.6L 4663cc Turbo	278.928		N/S	N/S
V6 3.0L Turbo			N/S	N/S	<b>GLS63 AMG</b>				
<b>CLS550</b>					V8 5.5L 5461cc Turbo	157.982		N/S	N/S
V8 4.6L 4663cc Turbo	278.922		N/S	N/S	<b>Maybach S550</b>				
<b>CLS63 AMG S</b>					V8 4.6L 4663cc Turbo	278.932		N/S	N/S
V8 5.5L 5461cc Turbo	157.981		N/S	N/S	<b>MAYBACH S600</b>				
<b>E300</b>					V12 6.0L Turbo			N/S	N/S
L4 2.0L Turbo			N/S	N/S	<b>METRIS</b>				
<b>E400</b>					L4 2.0L 1991cc Turbo			N/S	N/S
V6 3.0L			N/S	N/S	<b>S550</b>				
<b>E43 AMG</b>					V8 4.6L 4663cc Turbo	278.932		N/S	N/S
V6 3.0L 2996cc Turbo			N/S	N/S	<b>S550E</b>				
<b>E550</b>					V6 3.0L 2996cc Turbo Electric/Gas	276.821		N/S	N/S
V8 4.6L 4663cc Turbo	278.922		N/S	N/S	<b>S600</b>				
<b>G550</b>					V12 6.0L 5980cc 365 CID Turbo			N/S	N/S
V8 4.0L 3982cc Turbo			N/S	N/S	<b>S63 AMG</b>				
<b>G63 AMG</b>					V8 5.5L 5461cc Turbo	157.985		N/S	N/S
V8 5.5L 5461cc Turbo	157.984		N/S	N/S	<b>S65 AMG</b>				
<b>G65 AMG</b>					V12 6.0L 5980cc 365 CID Turbo			N/S	N/S
V12 6.0L 5980cc 365 CID Turbo			N/S	N/S	<b>SL450</b>				
<b>GL350 BLUETEC 4MATIC</b>					V6 3.0L Turbo			N/S	N/S
V6 3.0L 2987cc Turbo Diesel	642.826		608513	N/A	<b>SL550</b>				
<b>GL63 AMG</b>					V8 4.6L 4663cc Turbo	278.927		N/S	N/S
V8 5.5L 5461cc Turbo	157.982		N/S	N/S	<b>SL63 AMG</b>				
<b>GLA250</b>					V8 5.5L 5461cc Turbo	157.983		N/S	N/S
L4 2.0L 1991cc Turbo	270.920		N/S	N/S	<b>SL65 AMG</b>				
L4 2.0L 1991cc Turbo Flex	270.920		N/S	N/S	V12 6.0L 5980cc 365 CID Turbo	279.981		N/S	N/S
<b>GLA45 AMG</b>					<b>SLC300</b>				
L4 2.0L 1991cc Turbo	133.980		N/S	N/S	L4 2.0L 1991cc Turbo	274.92		N/S	N/S
<b>GLC300</b>					<b>SLC43 AMG</b>				
I4 2.0L Turbo			N/S	N/S	V6 3.0L 2996cc Turbo			N/S	N/S
<b>GLC43 AMG</b>					<b>SPRINTER 2500</b>				
V6 3.0L 2996cc Turbo	276.823		N/S	N/S	L4 2.1L 2143cc 131 CID Turbo Diesel	651.955		N/A	N/A
<b>GLE300d BlueTEC</b>					V6 3.0L 2987cc Turbo Diesel	642.896		3934 <sup>179</sup> 3250 <sup>384</sup> 3251 <sup>383</sup> 608513	23934 <sup>179</sup> N/A <sup>384</sup> N/A <sup>383</sup> N/A
L4 2.1L 2143cc 131 CID Turbo Diesel			N/S	N/S	<b>SPRINTER 3500</b>				
<b>GLE350</b>					L4 2.1L 2143cc 131 CID Turbo Diesel	651.955		N/A	N/A
V6 3.5L 3498cc FLEX/	276.955		N/A	N/A	V6 3.0L 2987cc Turbo Diesel	642.896		3934 <sup>179</sup> 3250 <sup>384</sup> 3251 <sup>383</sup> 608513	23934 <sup>179</sup> N/A <sup>384</sup> N/A <sup>383</sup> N/A
<b>GLE400</b>					<b>2016</b>				
V6 3.0L 2996cc Turbo			N/S	N/S	<b>AMG GT S</b>				
<b>GLE43 AMG</b>					V8 4.0L 3982cc Turbo			N/S	N/S
V6 3.0L 2996cc Turbo	276.821		N/S	N/S	<b>B ELECTRIC DRIVE</b>				
<b>GLE550</b>					ELECTRIC Electric			N/S	N/S
V8 4.7L 4663cc			N/S	N/S	<b>2016</b>				
<b>GLE550e</b>					<b>AMG GT S</b>				
V6 3.0L 2996cc Turbo Electric/Gas	276.821		N/S	N/S	V8 4.0L 3982cc Turbo			N/S	N/S
<b>GLE63 AMG</b>					<b>B ELECTRIC DRIVE</b>				
V8 5.5L 5461cc Turbo	157.982		N/S	N/S	ELECTRIC Electric			N/S	N/S

See pages 13-16 for footnotes.

*Italicized Part Numbers May Not Be Available.*  
Las piezas con números en *italicas* pueden no estar disponibles.  
Les numéros de pièce en *italiques* peuvent ne pas être disponibles.

P  
a  
s  
s  
C  
a  
r  
L  
i  
g  
h  
t  
T  
r  
u  
c  
k  
F  
u  
e  
l  
F  
i  
l  
t  
e  
r  
s



MERCEDES BENZ 2016

Pass Car Light Truck Fuel Filter Section

Year/Año/Année Model/Modelo/Modèle Engine/Motor/Moteur	Eng. Code Código de motor Code moteur	VIN NIV NIV	GOLD Fuel Combustible Carburant	ProSelect Fuel Combustible Carburant	Year/Año/Année Model/Modelo/Modèle Engine/Motor/Moteur	Eng. Code Código de motor Code moteur	VIN NIV NIV	GOLD Fuel Combustible Carburant	ProSelect Fuel Combustible Carburant
<b>MERCEDES BENZ (Cont'd/Suite)</b>					<b>MERCEDES BENZ (Cont'd/Suite)</b>				
<b>2016 (Cont'd/Suite)</b>					<b>2016 (Cont'd/Suite)</b>				
<b>B250</b>					<b>GL450</b>				
L4 2.0L 2000CC 122CID Turbo			N/S	N/S	V6 3.0L 2996cc Turbo			N/S	N/S
<b>B250e</b>					<b>GL550</b>				
- Electric			N/S	N/S	V8 4.6L 4663cc Turbo	278.928		N/S	N/S
<b>C250</b>					<b>GL63 AMG</b>				
L4 2.0L 1991CC 121CID (Mex.)			N/S	N/S	V8 5.5L 5461cc Turbo	157.982		N/S	N/S
<b>C300</b>					<b>GLA200</b>				
L4 2.0L 1991cc Turbo			N/S	N/S	L4 1.6L 1595cc Turbo (Mex.)			N/S	N/S
<b>C350</b>					<b>GLA250</b>				
V6 3.5L 3498cc	276.957		3643	23643	L4 2.0L 1991cc Turbo	270.920		N/S	N/S
<b>C350e</b>					<b>GLA45 AMG</b>				
L4 2.0L 1991cc Turbo Electric/Gas	274.92		N/S	N/S	L4 2.0L 1991cc Turbo	270.920		N/S	N/S
<b>C450 AMG</b>					<b>GLC300</b>				
V6 3.0L 3000CC 183CID Turbo	M276 Biturbo		N/S	N/S	I4 2.0L Turbo			N/S	N/S
<b>C63 AMG</b>					<b>GLE300d BlueTEC</b>				
V8 4.0L 3982cc Turbo			N/S	N/S	L4 2.1L 2143cc 131 CID Turbo Diesel			N/S	N/S
<b>C63 AMG 507 Edition</b>					<b>GLE350</b>				
V8 4.0L 3982cc Turbo			N/S	N/S	V6 3.5L 3498cc	276.955		N/S	N/S
<b>C63 AMG S</b>					<b>GLE350d</b>				
V8 4.0L 3982cc Turbo			N/S	N/S	V6 3.0L 2987cc Turbo Diesel		608513		N/A
<b>CLA200</b>					<b>GLE400 4Matic</b>				
L4 1.6L 1595cc Turbo (Mex.)			3251	N/A	V6 3.0L 2996cc Turbo			N/A	N/A
<b>CLA250</b>					<b>GLE450 AMG</b>				
L4 2.0L 1991cc Turbo	270.920		N/S	N/S	V6 3.0L 2996cc Turbo			N/A	N/A
<b>CLA45 AMG</b>					<b>GLE550</b>				
L4 2.0L 1991cc Turbo	270.920		N/S	N/S	V6 3.0L 2996cc Turbo			N/S	N/S
<b>CLS400</b>					<b>GLE550e</b>				
V6 3.0L Turbo			N/S	N/S	V6 3.0L 2996cc Turbo Electric/Gas	276.821		N/S	N/S
<b>CLS550</b>					<b>GLE63 AMG</b>				
V8 4.6L 4663cc Turbo	278.922		N/S	N/S	V8 5.5L 5461cc Turbo	157.982		N/S	N/S
<b>CLS63 AMG</b>					<b>GLE63 AMG S</b>				
V8 5.5L 5461cc Turbo	157.981		N/S	N/S	V8 5.5L 5461cc Turbo			N/S N/S	N/S N/S
<b>E250</b>					<b>MAYBACH S600</b>				
L4 1.8L 1767cc 110 CID			N/S	N/S	V12 6.0L Turbo			N/S	N/S
L4 2.1L 2143cc 131 CID Turbo Diesel	651.924		N/A	N/A					
<b>E300</b>					<b>METRIS</b>				
V6 3.5L 3498cc			N/S	N/S	L4 2.0L 1991cc Turbo			N/S	N/S
<b>E350</b>					<b>S550</b>				
V6 3.5L 3498cc Flex	276.952		N/S	N/S	V8 4.6L 4663cc Turbo	278.932		N/S	N/S
<b>E400</b>					<b>S550E</b>				
V6 3.0L Turbo			N/S	N/S	V6 3.0L Turbo			N/S	N/S
<b>E550</b>					<b>S600</b>				
V8 4.6L 4663cc Turbo	278.922		N/S	N/S	V12 6.0L 5980cc 365 CID Turbo			N/S	N/S
<b>E63 AMG</b>					<b>S63 AMG</b>				
V8 5.5L 5461cc Turbo	157.981		N/S	N/S	V8 5.5L 5461cc Turbo	157.985		N/S	N/S
<b>G550</b>					<b>S65 AMG</b>				
V8 4.0L 3982cc Turbo			N/S N/S	N/S N/S	V12 6.0L 5980cc 365 CID Turbo			N/S	N/S
<b>G63 AMG</b>					<b>SL400</b>				
V8 5.5L 5461cc Turbo	157.984		N/S	N/S	V6 3.0L 2996cc Turbo			N/S	N/S
<b>G65 AMG</b>					<b>SL550</b>				
V12 6.0L 5980cc 365 CID Turbo	275.982		N/S	N/S	V8 4.6L 4663cc Turbo	278.927		N/S	N/S
<b>GL350 BLUETEC 4MATIC</b>					<b>SL63 AMG</b>				
V6 3.0L 2987cc Turbo Diesel	642.826		608513	N/A	V8 5.5L 5461cc Turbo	157.983		N/S	N/S
					<b>SL65 AMG</b>				
					V12 6.0L 5980cc 365 CID Turbo				
					279.981				
					N/S				
					N/S				

See pages 13-16 for footnotes.



Pass Car Light Truck Fuel Filter Section

MERCEDES BENZ 2016-2015

Year/Año/Année Model/Modelo/Modèle Engine/Motor/Moteur	Eng. Code Código de motor Code moteur	VIN NIV NIV	GOLD Fuel Combustible Carburant	ProSelect Fuel Combustible Carburant	Year/Año/Année Model/Modelo/Modèle Engine/Motor/Moteur	Eng. Code Código de motor Code moteur	VIN NIV NIV	GOLD Fuel Combustible Carburant	ProSelect Fuel Combustible Carburant
<b>MERCEDES BENZ (Cont'd/Suite)</b>					<b>MERCEDES BENZ (Cont'd/Suite)</b>				
<b>2016 (Cont'd/Suite)</b>					<b>2015 (Cont'd/Suite)</b>				
<b>SLK300</b>					<b>E 400</b>				
L4 2.0L 1991cc Turbo			N/S	N/S	V6 3.0L 2987cc Turbo Diesel (Mex.)	642.820		N/S	N/S
<b>SLK350</b>					<b>E400 HYBRID</b>				
V6 3.5L 3498cc	276.956		N/S	N/S	V6 3.5L 3498cc Electric/Gas	276.952		N/S	N/S
<b>SLK55 AMG</b>					<b>E500</b>				
V8 5.5L 5461cc	152.980		N/S	N/S	V8 4.6L 4663cc Turbo (Mex.)	278.922		N/S	N/S
<b>SPRINTER 2500</b>					<b>E550</b>				
L4 2.1L 2143cc 131 CID Turbo Diesel	651.955		N/A	N/A	V8 4.6L 4663cc Turbo	278.922		N/S	N/S
V6 3.0L 2987cc Turbo Diesel	642.896		3934 <sup>179</sup> 3250 <sup>384</sup> 3251 <sup>383</sup> 608513 <sup>524</sup>	23934 <sup>179</sup> N/A <sup>384</sup> N/A <sup>383</sup> N/A <sup>524</sup>	<b>E63 AMG</b>				
<b>SPRINTER 3500</b>					<b>G500</b>				
L4 2.1L 2143cc 131 CID Turbo Diesel	651.955		N/A	N/A	V8 5.5L 5461cc (Mex.)	273.963	3643		23643
V6 3.0L 2987cc Turbo Diesel	642.896		3934 <sup>179</sup> 3250 <sup>384</sup> 3251 <sup>383</sup> 608513 <sup>524</sup>	23934 <sup>179</sup> N/A <sup>384</sup> N/A <sup>383</sup> N/A <sup>524</sup>	<b>G550</b>				
<b>2015</b>					<b>G550</b>				
<b>B180</b>					<b>G63 AMG</b>				
L4 1.6L 1595cc Turbo (Mex.)			N/S	N/S	V8 5.5L 5461cc Turbo	157.981		N/S	N/S
<b>B250</b>					<b>G65 AMG</b>				
L4 2.0L 2000CC 122CID Turbo			N/S	N/S	V12 6.0L 5980cc 365 CID Turbo (Mex.)	275.982		N/S	N/S
<b>C250</b>					<b>GL350</b>				
L4 1.8L 1796cc Turbo	271.860		N/S	N/S	V6 3.0L 2987cc Turbo Diesel	642.826		3934 3250 3251 N/A <sup>289</sup>	23934 N/A N/A N/A <sup>289</sup>
<b>C300</b>					<b>GL450</b>				
L4 2.0L 1991cc Turbo			N/S	N/S	V6 3.0L 2996cc Turbo			N/S	N/S
<b>C350</b>					<b>GL500</b>				
V6 3.5L 3498cc	276.957	3643		23643	V8 4.6L 4663cc Turbo (Mex.)	278.928		N/S	N/S
<b>C400</b>					<b>GL550</b>				
V6 3.0L 2996cc Turbo			N/S	N/S	V8 4.6L 4663cc Turbo	278.928		N/S	N/S
<b>C63 AMG</b>					<b>GL63 AMG</b>				
V8 6.3L 6208cc	156.985		N/S	N/S	V8 5.5L 5461cc Turbo	157.982		N/S	N/S
<b>C63 AMG Mid Year Engine Change</b>					<b>GLA200</b>				
V8 4.0L 3982cc Turbo			N/S	N/S	L4 1.6L 1595cc Turbo (Mex.)			N/S	N/S
<b>CLA200</b>					<b>GLA250</b>				
L4 1.6L 1595cc Turbo (Mex.)			3251	N/A	L4 2.0L 1991cc Turbo			N/S	N/S
<b>CLA250</b>					<b>GLA45 AMG</b>				
L4 2.0L 1991cc Turbo	270.920		N/S	N/S	L4 2.0L 1991cc Turbo			N/S	N/S
<b>CLA45 AMG</b>					<b>GLE350</b>				
L4 2.0L 1991cc Turbo	133.980		N/S	N/S	V6 3.5L 3498cc	276.955		N/S	N/S
<b>CLS400</b>					<b>GLK250</b>				
V6 3.0L Turbo			N/S	N/S	L4 2.1L 2143cc 131 CID Turbo Diesel	651.912		N/A	N/A
<b>CLS550</b>					<b>GLK350</b>				
V8 4.6L 4663cc Turbo	278.922		N/S	N/S	V6 3.5L 3498cc	276.957		N/S	N/S
<b>CLS63 AMG</b>					<b>ML250</b>				
V8 5.5L 5461cc Turbo	157.981		N/S	N/S	L4 2.1L 2143cc 131 CID Turbo Diesel			N/A	N/A
<b>E250</b>					<b>ML350</b>				
L4 2.0L 1991cc Turbo (Mex.)			N/S	N/S	V6 3.5L 3498cc	276.955		N/A	N/A
L4 2.1L 2143cc 131 CID Turbo Diesel	651.924		N/A	N/A	<b>ML350 BLUETEC 4MATIC</b>				
<b>E300</b>					<b>ML400</b>				
V6 3.5L 3498CC			N/S	N/S	V6 3.0L 2987cc Turbo Diesel	642.826		3934 <sup>179</sup> N/A <sup>289</sup> 608513 <sup>438</sup> 3250 <sup>384</sup>	23934 <sup>179</sup> N/A <sup>289</sup> N/A <sup>438</sup> N/A <sup>384</sup>
<b>E350</b>					<b>ML550</b>				
V6 3.5L 3498cc Flex	276.952		N/S	N/S	V8 4.6L 4663cc Turbo	278.928		N/S	N/S

See pages 13-16 for footnotes.

*Italicized Part Numbers May Not Be Available.*  
Las piezas con números en *italicas* pueden no estar disponibles.  
Les numéros de pièce en *italiques* peuvent ne pas être disponibles.

P  
a  
s  
s  
C  
a  
r  
L  
i  
g  
h  
t  
T  
r  
u  
c  
k  
F  
u  
e  
l  
F  
i  
l  
t  
e  
r  
s



MERCEDES BENZ 2015-2014

Pass Car Light Truck Fuel Filter Section

Year/Año/Année Model/Modelo/Modèle Engine/Motor/Moteur	Eng. Code Código de motor Code moteur	VIN NIV NIV	GOLD Fuel Combustible Carburant	ProSelect Fuel Combustible Carburant	Year/Año/Année Model/Modelo/Modèle Engine/Motor/Moteur	Eng. Code Código de motor Code moteur	VIN NIV NIV	GOLD Fuel Combustible Carburant	ProSelect Fuel Combustible Carburant
<b>MERCEDES BENZ (Cont'd/Suite)</b>					<b>MERCEDES BENZ (Cont'd/Suite)</b>				
<b>2015 (Cont'd/Suite)</b>					<b>2014 (Cont'd/Suite)</b>				
<b>ML63 AMG</b>					<b>CL600</b>				
V8 5.5L 5461cc Turbo	157.982		N/A	N/A	V12 5.5L 5513cc 336 CID Turbo	275.953		N/S	N/S
<b>S550</b>					<b>CL63 AMG</b>				
V8 4.6L 4663cc Turbo	278.932		N/S	N/S	V8 5.5L 5461cc Turbo	157.980		N/S	N/S
<b>S550E</b>					<b>CL65 AMG</b>				
V6 3.0L 2996cc Turbo Electric/Gas	276.821		N/S	N/S	V12 6.0L 5980cc 365 CID Turbo	275.982		N/S	N/S
<b>S600</b>					<b>CLA200</b>				
V12 6.0L 5980cc 365 CID Turbo			N/S	N/S	L4 1.6L 1595cc Turbo (Mex.)		3251		N/A
<b>S63 AMG</b>					<b>CLA250</b>				
V8 5.5L 5461cc Turbo	157.985		N/S	N/S	L4 2.0L 1991cc Turbo	270.920		N/S	N/S
<b>S65 AMG</b>					<b>CLA45 AMG</b>				
V12 6.0L 5980cc 365 CID Turbo			N/S	N/S	L4 2.0L 1991cc Turbo	133.980		N/S	N/S
<b>SL400</b>					<b>CLS550</b>				
V6 3.0L 2996cc Turbo			N/S	N/S	V8 4.6L 4663cc Turbo	278.922		N/S	N/S
<b>SL550</b>					<b>CLS63 AMG</b>				
V8 4.6L 4663cc Turbo	278.927	3643	23643		V8 5.5L 5461cc Turbo	157.981		N/S	N/S
<b>SL63 AMG</b>					<b>E250</b>				
V8 5.5L 5461cc Turbo	157.983		N/S	N/S	L4 2.0L 1991cc Turbo (Mex.)			N/S	N/S
<b>SL65 AMG</b>					<b>E300</b>				
V12 6.0L 5980cc 365 CID Turbo	279.981		N/S	N/S	L4 2.1L 2143cc 131 CID Turbo Diesel	651.924		N/A	N/A
<b>SLK200</b>					<b>E350</b>				
L4 1.8L 1796cc Turbo (Mex.)	271.861		N/S	N/S	V6 3.5L 3498CC			N/S	N/S
<b>SLK250</b>					<b>E400</b>				
L4 1.8L 1796cc Turbo	271.861		N/S	N/S	V6 3.5L 3498cc	276.952		N/S	N/S
<b>SLK350</b>					<b>E400 HYBRID</b>				
V6 3.5L 3498cc	276.956		N/S	N/S	V6 3.5L 3498cc Electric/Gas	276.952		N/S	N/S
<b>SLK55 AMG</b>					<b>E500</b>				
V8 5.5L 5461cc	152.980		N/S	N/S	V8 4.6L 4663cc Turbo (Mex.)	278.922		N/S	N/S
<b>SLS AMG</b>					<b>E550</b>				
V8 6.2L 6208cc	159.980		N/S	N/S	V8 4.6L 4663cc Turbo	278.922		N/S	N/S
<b>SPRINTER VAN</b>					<b>E63 AMG</b>				
L4 2.1L 2143cc 131 CID Turbo Diesel	651.955		3251 N/A <sup>162</sup> N/A <sup>518</sup>	N/A N/A <sup>162</sup> N/A <sup>518</sup>	V8 5.5L 5461cc Turbo	157.981		N/S	N/S
V6 3.0L 2987cc Turbo Diesel	642.896		3934 3250 <sup>384</sup> 3251 <sup>383</sup> N/A <sup>289</sup> 608513	23934 N/A <sup>384</sup> N/A <sup>383</sup> N/A <sup>289</sup> N/A	<b>G500</b>				
					V8 5.5L 5461cc (Mex.)	273.963	3643	23643	
					<b>G550</b>				
					V8 5.5L 5461cc	273.963	3643	23643	
					<b>G63 AMG</b>				
					V8 5.5L 5461cc Turbo	157.984		N/S	N/S
					<b>G65 AMG</b>				
					V12 6.0L 5980cc 365 CID Turbo (Mex.)	275.982		N/S	N/S
					<b>GL350</b>				
					V6 3.0L 2987cc Turbo Diesel	642.826	3934 <sup>179</sup> 3250 <sup>384</sup> 3251 N/A <sup>289</sup>	23934 <sup>179</sup> N/A <sup>384</sup> N/A N/A <sup>289</sup>	
					<b>GL450</b>				
					V8 4.6L 4663cc Turbo	278.928		N/S	N/S
					<b>GL500</b>				
					V8 4.6L 4663cc Turbo (Mex.)	278.928		N/S	N/S
					<b>GL550</b>				
					V8 4.6L 4663cc Turbo	278.928		N/A	N/A
					<b>GL63 AMG</b>				
					V8 5.5L 5461cc Turbo	157.982		N/A	N/A
					<b>GL63 AMG</b>				
					V8 5.5L 5461cc Turbo	157.982		N/A	N/A

See pages 13-16 for footnotes.

*Italicized Part Numbers May Not Be Available.*  
Las piezas con números en *italicas* pueden no estar disponibles.  
Les numéros de pièce en *italiques* peuvent ne pas être disponibles.



Pass Car Light Truck Fuel Filter Section

MERCEDES BENZ 2014-2013

Year/Año/Année Model/Modelo/Modele Engine/Motor/Moteur	Eng. Code Código de motor Code moteur	VIN NIV NIV	GOLD Fuel Combustible Carburant	ProSelect Fuel Combustible Carburant	Year/Año/Année Model/Modelo/Modele Engine/Motor/Moteur	Eng. Code Código de motor Code moteur	VIN NIV NIV	GOLD Fuel Combustible Carburant	ProSelect Fuel Combustible Carburant
<b>MERCEDES BENZ (Cont'd/Suite)</b>					<b>MERCEDES BENZ (Cont'd/Suite)</b>				
<b>2014 (Cont'd/Suite)</b>					<b>2013</b>				
<b>GLA200</b>					<b>B180</b>				
L4 1.6L 1595cc Turbo (Mex.)			N/S	N/S	L4 1.6L 1595cc Turbo (Mex.)			N/S	N/S
<b>GLA250</b>					<b>B250</b>				
L4 2.0L 1991cc Turbo (Mex.)	270.920		N/S	N/S	L4 2.0L 2000CC 122CID Turbo			N/S	N/S
<b>GLK250</b>					<b>C250</b>				
L4 2.1L 2143cc 131 CID Turbo Diesel	651.912		N/A	N/A	L4 1.8L 1796cc Turbo	271.860		N/S	N/S
<b>GLK350</b>					<b>C300</b>				
V6 3.5L 3498cc	276.957		N/S	N/S	V6 3.5L 3498cc	276.957		N/S	N/S
<b>ML350</b>					<b>C350</b>				
V6 3.5L 3498cc	276.955		N/A	N/A	V6 3.5L 3498cc	276.957		N/S	N/S
<b>ML350 BLUETEC 4MATIC</b>					<b>C63 AMG</b>				
V6 3.0L 2987cc Turbo Diesel	642.826		3934 <sup>179</sup> N/A <sup>289</sup> 608513 <sup>438</sup> 3250 <sup>384</sup>	23934 <sup>179</sup> N/A <sup>289</sup> N/A <sup>138</sup> N/A <sup>384</sup>	V8 6.2L 6200cc 378 CID (Mex.)			N/S	N/S
<b>ML550</b>					<b>CL550</b>				
V8 4.6L 4663cc Turbo	278.928		N/A	N/A	V8 4.6L 4663cc Turbo	278.920		N/S	N/S
<b>ML63 AMG</b>					<b>CL600</b>				
V8 5.5L 5461cc Turbo	157.982		N/A	N/A	V12 5.5L 5513cc 336 CID Turbo	275.953		N/S	N/S
<b>S350</b>					<b>CL63 AMG</b>				
V6 3.5L 3498cc (Mex.)	272.965		N/S	N/S	V8 5.5L 5461cc Turbo	157.980		N/S	N/S
<b>S550</b>					<b>CL65 AMG</b>				
V8 4.6L 4663cc Turbo	278.929		N/S	N/S	V12 6.0L 5980cc 365 CID Turbo	275.982		N/S	N/S
<b>S63 AMG</b>					<b>CLA200</b>				
V8 5.5L 5461cc Turbo	157.985		N/S	N/S	L4 1.6L 1595cc Turbo (Mex.)		3251		N/A
<b>SL550</b>					<b>CLS550</b>				
V8 4.6L 4663cc Turbo	278.927	3643		23643	V8 4.6L 4663cc Turbo	278.922		N/S	N/S
<b>SL63 AMG</b>					<b>CLS63 AMG</b>				
V8 5.5L 5461cc Turbo	157.983		N/S	N/S	V8 5.5L 5461cc Turbo	157.981		N/S	N/S
<b>SL65 AMG</b>					<b>E250</b>				
V12 6.0L 5980cc 365 CID Turbo	279.981		N/S	N/S	L4 1.8L 1796cc Turbo (Mex.)	271.860		N/S	N/S
<b>SLK200</b>					<b>E350</b>				
L4 1.8L 1796cc Turbo (Mex.)	271.861		N/S	N/S	V6 3.5L 3498cc	276.957		N/S	N/S
<b>SLK250</b>					<b>E350 BLUETEC 4MATIC</b>				
L4 1.8L 1796cc Turbo	271.861		N/S	N/S	V6 3.0L 2987cc Turbo Diesel	642.850		3934 <sup>179</sup> 3250 <sup>384</sup> 3251 <sup>383</sup> N/A <sup>289</sup>	23934 <sup>179</sup> N/A <sup>384</sup> N/A <sup>383</sup> N/A <sup>289</sup>
<b>SLK350</b>					<b>E400 HYBRID</b>				
V6 3.5L 3498cc	276.956		N/S	N/S	V6 3.5L 3498cc Electric/Gas	276.952		N/S	N/S
<b>SLK55 AMG</b>					<b>E500</b>				
V8 5.5L 5461cc	152.980		N/S	N/S	V8 4.6L 4663cc Turbo (Mex.)	278.922		N/S	N/S
<b>SLS AMG</b>					<b>E550</b>				
V8 6.2L 6208cc	159.980		N/S	N/S	V8 4.6L 4663cc Turbo	278.922		N/S	N/S
V8 6.2L 6208cc (Mex.)	159.980		N/S	N/S	<b>E63 AMG</b>				
<b>SPRINTER VAN</b>					<b>G500</b>				
L4 2.1L 2143cc 131 CID Turbo Diesel	651.955		3251 N/A <sup>162</sup> N/A <sup>518</sup>	N/A N/A <sup>162</sup> N/A <sup>518</sup>	V8 5.5L 5461cc Turbo	157.981		N/S	N/S
V6 3.0L 2987cc Turbo Diesel	642.896		3934 3250 <sup>384</sup> 3251 <sup>383</sup> N/A <sup>289</sup> 608513	23934 N/A <sup>384</sup> N/A <sup>383</sup> N/A <sup>289</sup> N/A	V8 5.5L 5461cc (Mex.)	273.963	3643		23643
<b>VIANO</b>					<b>G550</b>				
L4 2.1L 2143cc 131 CID Turbo Diesel (Mex.)	651.940		3251	N/A	V8 5.5L 5461cc	273.963	3643		23643
<b>VIANO</b>					<b>G63 AMG</b>				
L4 2.1L 2143cc 131 CID Turbo Diesel (Mex.)	651.940		3251	N/A	V8 5.5L 5461cc Turbo	157.984		N/S	N/S
<b>VIANO</b>					<b>GL350 BLUETEC 4MATIC</b>				
L4 2.1L 2143cc 131 CID Turbo Diesel (Mex.)	651.940		3251	N/A	V6 3.0L 2987cc Turbo Diesel	642.826		3934 <sup>179</sup> 3250 <sup>384</sup> 3251 <sup>383</sup> N/A <sup>289</sup>	23934 <sup>179</sup> N/A <sup>384</sup> N/A <sup>383</sup> N/A <sup>289</sup>

See pages 13-16 for footnotes.

*Italicized Part Numbers May Not Be Available.*  
Las piezas con números en *italicas* pueden no estar disponibles.  
Les numéros de pièce en *italiques* peuvent ne pas être disponibles.

P  
a  
s  
s  
C  
a  
r  
L  
i  
g  
h  
t  
T  
r  
u  
c  
k  
F  
u  
e  
l  
F  
i  
l  
t  
e  
r  
s





MERCEDES BENZ 2013-2012

Pass Car Light Truck Fuel Filter Section

Year/Año/Année Model/Modelo/Modèle Engine/Motor/Moteur	Eng. Code Código de motor Code moteur	VIN NIV NIV	GOLD Fuel Combustible Carburant	ProSelect Fuel Combustible Carburant	Year/Año/Année Model/Modelo/Modèle Engine/Motor/Moteur	Eng. Code Código de motor Code moteur	VIN NIV NIV	GOLD Fuel Combustible Carburant	ProSelect Fuel Combustible Carburant
<b>MERCEDES BENZ (Cont'd/Suite)</b>					<b>MERCEDES BENZ (Cont'd/Suite)</b>				
<b>2013 (Cont'd/Suite)</b>					<b>2013 (Cont'd/Suite)</b>				
<b>GL450</b>					<b>SLK250</b>				
V8 4.6L 4663cc Turbo	278.928		N/S	N/S	L4 1.8L 1796cc Turbo	271.861		N/S	N/S
<b>GL500</b>					<b>SLK350</b>				
V8 4.6L 4663cc Turbo (Mex.)	278.928		N/S	N/S	V6 3.5L 3498cc	276.956		N/S	N/S
<b>GL550</b>					<b>SLK55 AMG</b>				
V8 4.6L 4663cc Turbo	278.928		N/S	N/S	V8 5.5L 5461cc	152.980		N/S	N/S
<b>GL63 AMG</b>					<b>SLS AMG</b>				
V8 5.5L 5461cc Turbo	157.982		N/S	N/S	V8 6.2L 6208cc	159.980		N/S	N/S
<b>GLK200</b>					<b>SPRINTER VAN</b>				
L4 2.1L 2143cc 131 CID Turbo Diesel (Mex.)	651.916		3250	N/A	L4 2.1L 2148CC DOHC 16 Valve Turbo Diesel (Mex.)			3934	23934
<b>GLK250</b>					V6 3.0L 2987cc Turbo Diesel				
L4 2.1L 2143cc 131 CID Turbo Diesel	651.912		N/A	N/A					
<b>GLK350</b>					<b>VIANO</b>				
V6 3.5L 3498cc	276.957		N/S	N/S	L4 2.1L 2143cc 131 CID Turbo Diesel (Mex.)	651.940		3251	N/A
<b>ML350</b>					<b>2012</b>				
V6 3.5L 3498cc	276.955		N/S	N/S	<b>B180</b>				
<b>ML350 BLUETEC 4MATIC</b>					L4 1.6L 1595cc Turbo (Mex.)				
V6 3.0L 2987cc Turbo Diesel	642.826		3934 <sup>179</sup> 3250 <sup>384</sup> 3251 <sup>383</sup> N/A <sup>289</sup>	23934 <sup>179</sup> N/A <sup>384</sup> N/A <sup>383</sup> N/A <sup>289</sup>	L4 1.8L 1796cc CDI BLUE EFFICIENCY (Mex.)				
<b>ML550</b>					C200				
V8 4.6L 4663cc Turbo	278.928		N/S	N/S	L4 1.8L 1796cc Turbo				
<b>ML63 AMG</b>					V6 2.5L 2496cc				
V8 5.5L 5461cc Turbo	157.982		N/S	N/S	271.860			N/S	N/S
<b>R350</b>					C250				
V6 3.5L 3498cc	276.958		N/S	N/S	L4 1.8L 1796cc Turbo				
<b>R350 BLUETEC 4MATIC</b>					V6 2.5L 2496cc				
V6 3.0L 2987cc Turbo Diesel	642.820		3934 3250 3251 <sup>383</sup> N/A <sup>289</sup>	23934 N/A N/A <sup>383</sup> N/A <sup>289</sup>	272.92		3643	23643	
<b>S350</b>					C300				
V6 3.5L 3498cc (Mex.)	272.965		N/S	N/S	V6 3.0L 2996cc				
<b>S350 BLUETEC 4MATIC</b>					C300 4MATIC				
V6 3.0L 2987cc Turbo Diesel	642.868		3934 <sup>179</sup> N/A <sup>289</sup>	23934 <sup>179</sup> N/A <sup>289</sup>	V6 3.0L 2996cc				
<b>S400 HYBRID</b>					C350				
V6 3.5L 3498cc Electric/Gas	272.974		N/S	N/S	V6 3.5L 3498cc				
<b>S550</b>					C63 AMG				
V8 4.6L 4663cc Turbo	278.932		N/S	N/S	V8 6.2L 6200cc 378 CID (Mex.)				
<b>S600</b>					V8 6.3L 6208cc				
V12 5.5L 5513cc 336 CID Turbo	275.953		N/S	N/S	276.957			N/S	N/S
<b>S63 AMG</b>					CL550				
V8 5.5L 5461cc Turbo	157.980		N/S	N/S	V8 4.6L 4663cc Turbo				
<b>S65 AMG</b>					CL600				
V12 6.0L 5980cc 365 CID Turbo	275.982		N/S	N/S	V12 5.5L 5513cc 336 CID Turbo				
<b>SL550</b>					CL63 AMG				
V8 4.6L 4663cc Turbo	278.927		N/S	N/S	V8 5.5L 5461cc Turbo				
<b>SL63 AMG</b>					CL65 AMG				
V8 5.5L 5461cc Turbo	157.983		N/S	N/S	V12 6.0L 5980cc 365 CID Turbo				
<b>SL65 AMG</b>					CLS550				
V12 6.0L 5980cc 365 CID Turbo	279.981		N/A	N/A	V8 4.6L 4663cc Turbo				
<b>SLK200</b>					CLS63 AMG				
L4 1.8L 1796cc Turbo (Mex.)	271.861		N/S	N/S	V8 5.5L 5461cc Turbo				
<b>2012</b>					E250				
<b>2012</b>					L4 1.8L 1796cc Turbo (Mex.)				
<b>2012</b>					E350				
<b>2012</b>					V6 3.5L 3498cc				
<b>2012</b>					276.952 276.957				
<b>2012</b>					N/S N/S				
<b>2012</b>					N/S N/S				

See pages 13-16 for footnotes.



Pass Car Light Truck Fuel Filter Section

MERCEDES BENZ 2012-2011

Year/Año/Année Model/Modelo/Modèle Engine/Motor/Moteur	Eng. Code Código de motor Code moteur	VIN NIV NIV	GOLD Fuel Combustible Carburant	ProSelect Fuel Combustible Carburant	Year/Año/Année Model/Modelo/Modèle Engine/Motor/Moteur	Eng. Code Código de motor Code moteur	VIN NIV NIV	GOLD Fuel Combustible Carburant	ProSelect Fuel Combustible Carburant
<b>MERCEDES BENZ (Cont'd/Suite)</b>					<b>MERCEDES BENZ (Cont'd/Suite)</b>				
<b>2012 (Cont'd/Suite)</b>					<b>2012 (Cont'd/Suite)</b>				
<b>E350 BLUETEC 4MATIC</b>					<b>SL550</b>				
V6 3.0L 2987cc Turbo Diesel	642.850		3934 3250 3251 <sup>383</sup> N/A <sup>289</sup>	23934 N/A N/A <sup>383</sup> N/A <sup>289</sup>	V8 5.5L 5461cc	273.965		N/S	N/S
<b>E550</b>					<b>SL600</b>				
V8 4.6L 4663cc Turbo	278.922		N/S	N/S	V12 5.5L 5513cc 336 CID Turbo (Mex.)	275.954		3643	23643
<b>E63 AMG</b>					<b>SL63 AMG</b>				
V8 5.5L 5461cc Turbo	157.981		N/S	N/S	V8 6.3L 6208cc	156.981		N/S	N/S
<b>G550</b>					<b>SL65 AMG</b>				
V8 5.5L 5461cc	273.963		N/S	N/S	V12 6.0L 5980cc 365 CID Turbo (Mex.)	275.981		3643	23643
<b>GL350 BLUETEC 4MATIC</b>					<b>SLK200</b>				
V6 3.0L 2987cc Turbo Diesel	642.820		3934 3250 3251 <sup>383</sup> N/A <sup>289</sup>	23934 N/A N/A <sup>383</sup> N/A <sup>289</sup>	L4 1.8L 1796cc Turbo (Mex.)	271.861		N/S	N/S
<b>GL450</b>					<b>SLK250</b>				
V8 4.7L 4663CC 287CID			N/S	N/S	L4 1.8L 1796cc Turbo	271.861		N/S	N/S
<b>GL550</b>					<b>SLK350</b>				
V8 5.5L 5461cc	273.963		N/S	N/S	V6 3.5L 3498cc	276.956		N/S	N/S
<b>GLK350</b>					<b>SLK55 AMG</b>				
V6 3.5L 3498cc	272.991		N/S	N/S	V8 5.5L 5461cc	152.980		N/S	N/S
<b>GLK350 4MATIC</b>					<b>SLS AMG</b>				
V6 3.5L 3498cc	272.971		N/S	N/S	V8 6.2L 6208cc	159.980		N/S	N/S
<b>ML350</b>					<b>SPRINTER VAN</b>				
V6 3.5L 3498cc	276.955		N/S	N/S	L4 2.1L 2148CC DOHC 16 Valve Turbo Diesel (Mex.)			3934	23934
<b>ML350 BLUETEC 4MATIC</b>					V6 3.0L 2987cc Turbo Diesel				
V6 3.0L 2987cc Turbo Diesel	642.826		3934 3250 3251 <sup>383</sup> N/A <sup>289</sup>	23934 N/A N/A <sup>383</sup> N/A <sup>289</sup>		642.898		3934 3250 3251 <sup>383</sup> N/A <sup>289</sup> 608513	23934 N/A N/A <sup>383</sup> N/A <sup>289</sup> N/A
<b>ML63 AMG</b>					<b>VITO</b>				
V8 5.5L 5461cc Turbo	157.982		N/S	N/S	L4 2.1L 2148CC DOHC 16 Valve Turbo Diesel (Mex.)			3934	23934
<b>R350</b>					<b>2011</b>				
V6 3.5L 3498cc	276.958		N/S	N/S	<b>B200</b>				
<b>R350 BLUETEC 4MATIC</b>					L4 2.0L				
V6 3.0L 2987cc Turbo Diesel	642.870		3934 3250 3251 <sup>383</sup> N/A <sup>289</sup>	23934 N/A N/A <sup>383</sup> N/A <sup>289</sup>	L4 2.0L 2034cc (Mex.)			N/S	N/S
<b>S350</b>					L4 2.0L Turbo				
V6 3.5L 3498cc (Mex.)	272.965		N/S	N/S	L4 1.8L 1796cc (Mex.)			N/R	N/R
<b>S350 BLUETEC 4MATIC</b>					L4 1.8L 1796cc CDI BLUE EFFICIENCY (Mex.)				
V6 3.0L 2987cc Turbo Diesel	642.868		3934 <sup>179</sup> N/A <sup>289</sup>	23934 <sup>179</sup> N/A <sup>289</sup>	V6 2.5L 2496cc	272.92		3643	23643
<b>S400 HYBRID</b>					<b>C200</b>				
V6 3.5L 3498cc Electric/Gas	272.974		N/S	N/S	L4 1.8L 1796cc (Mex.)			N/R	N/R
<b>S550</b>					V6 3.0L 2996cc				
V8 4.6L 4663cc Turbo	278.932		N/S	N/S	V6 3.0L 2996cc Flex	272.947		N/S	N/S
<b>S600</b>					V6 3.5L (Mex.)				
V12 5.5L 5513cc 336 CID Turbo	275.953		N/S	N/S	<b>C300 4MATIC</b>				
<b>S63 AMG</b>					V6 3.0L 2996cc				
V8 5.5L 5461cc Turbo	157.980		N/S	N/S	V6 3.0L 2996cc Flex	272.948		N/S	N/S
V8 6.3L 6208cc (Mex.)	156.984		N/S	N/S	<b>C350</b>				
<b>S65 AMG</b>					V6 3.5L 3498cc				
V12 6.0L 5980cc 365 CID Turbo	275.982		N/S	N/S	V6 2.5L 2496cc	272.92		3643	23643
					<b>C63 AMG</b>				
					V8 6.2L 6200cc 378 CID (Mex.)				
					V8 6.3L 6208cc				
					V8 4.6L 4663cc (Mex.)				
					V8 4.6L 4663cc Turbo				

See pages 13-16 for footnotes.

*Italicized Part Numbers May Not Be Available.*  
Las piezas con números en *italicas* pueden no estar disponibles.  
Les numéros de pièce en *italiques* peuvent ne pas être disponibles.

P  
a  
s  
s  
C  
a  
r  
L  
i  
g  
h  
t  
T  
r  
u  
c  
k  
F  
u  
e  
l  
F  
i  
l  
t  
e  
r  
s



MERCEDES BENZ 2011

Pass Car Light Truck Fuel Filter Section

Year/Año/Année Model/Modelo/Modèle Engine/Motor/Moteur	Eng. Code Código de motor Code moteur	VIN NIV NIV	GOLD Fuel Combustible Carburant	ProSelect Fuel Combustible Carburant	Year/Año/Année Model/Modelo/Modèle Engine/Motor/Moteur	Eng. Code Código de motor Code moteur	VIN NIV NIV	GOLD Fuel Combustible Carburant	ProSelect Fuel Combustible Carburant
<b>MERCEDES BENZ (Cont'd/Suite)</b>					<b>MERCEDES BENZ (Cont'd/Suite)</b>				
<b>2011 (Cont'd/Suite)</b>					<b>2011 (Cont'd/Suite)</b>				
<b>CL600</b>					<b>GLK350 4MATIC</b>				
V12 5.5L 5513cc 336 CID Turbo	275.953		N/S	N/S	V6 3.5L 3498cc	272.971		N/S	N/S
<b>CL63 AMG</b>					<b>ML300</b>				
V8 5.5L 5461cc Turbo	157.980		N/S	N/S	V6 3.0L 2987cc Turbo Diesel (Mex.)	642.832		3251	N/A
<b>CL65 AMG</b>					<b>ML350</b>				
V12 6.0L 5980cc 365 CID Turbo	275.982		N/S	N/S	V6 3.5L 3498cc	272.967		N/S	N/S
<b>CLS250</b>					<b>ML350 BLUETEC 4MATIC</b>				
L4 2.1L 2143cc 131 CID Turbo Diesel (Mex.)	651.924		3250	N/A	V6 3.0L 2987cc Turbo Diesel	642.820		3934 3250 3251 <sup>383</sup> N/A <sup>289</sup>	23934 N/A N/A <sup>383</sup> N/A <sup>289</sup>
<b>CLS350</b>					<b>ML450 HYBRID</b>				
V6 3.5L 3498cc (Mex.)			N/R	N/R	V6 3.5L 3498cc Electric/Gas	272.973		N/S	N/S
<b>CLS550</b>					<b>ML500</b>				
V8 5.5L 5461cc	273.960		N/S	N/S	V8 5.0L 4973cc (Mex.)	113.961		N/R	N/R
<b>CLS63 AMG</b>					<b>ML550</b>				
V8 6.3L 6208cc	156.983		N/S	N/S	V8 5.5L 5461cc	273.963		N/S	N/S
<b>E300</b>					<b>ML63 AMG</b>				
V6 3.0L 2987cc Turbo Diesel (Mex.)	642.896		3643	23643	V8 6.3L 6208cc	156.980		N/S	N/S
<b>E350</b>					<b>R300</b>				
V6 3.5L 3498cc	272.980		N/S	N/S	V6 3.0L 2987cc Turbo Diesel (Mex.)	642.950		3251	N/A
	272.988		N/S	N/S	V6 3.0L 2996cc (Mex.)	272.945		N/S	N/S
<b>E350 4MATIC</b>					<b>R350</b>				
V6 3.5L 3498cc	272.977		N/S	N/S	V6 3.5L 3498cc	272.967		N/S	N/S
<b>E350 BLUETEC 4MATIC</b>					<b>R350 BLUETEC 4MATIC</b>				
V6 3.0L 2987cc Turbo Diesel	642.850		3934 3250 3251 <sup>383</sup> N/A <sup>289</sup>	23934 N/A N/A <sup>383</sup> N/A <sup>289</sup>	V6 3.0L 2987cc Turbo Diesel	642.870		3934 3251 <sup>383</sup> 3250 N/A <sup>289</sup>	23934 N/A <sup>383</sup> N/A N/A <sup>289</sup>
<b>E500</b>					<b>R500</b>				
V8 5.5L 5461cc (Mex.)	273.971		N/R	N/R	V8 5.5L 5461cc (Mex.)	273.963		N/S	N/S
<b>E550</b>					<b>S350</b>				
V8 5.5L 5461cc	273.966		N/S	N/S	V6 3.5L 3498cc (Mex.)	272.965		N/S	N/S
	273.971		N/S	N/S	<b>S400 HYBRID</b>				
<b>E550 4MATIC</b>					<b>S450</b>				
V8 5.5L 5461cc	273.970		N/S	N/S	V8 4.6L 4663cc	273.923		N/S	N/S
<b>E63 AMG</b>					<b>S550</b>				
V8 6.3L 6208cc	156.985		N/S	N/S	V8 5.5L 5461cc	273.961		N/S	N/S
<b>G500</b>					<b>S550 4MATIC</b>				
V8 5.5L 5461cc (Mex.)	273.971		3643	23643	V8 5.5L 5461cc	273.968		N/S	N/S
<b>G55 AMG</b>					<b>S600</b>				
V8 5.5L 5439cc 335 CID Super Charged	113.993		3643	23643	V12 5.5L 5513cc 336 CID Turbo	275.953		N/S	N/S
<b>G550</b>					<b>S63 AMG</b>				
V8 5.5L 5461cc	273.963		N/S	N/S	V8 5.5L 5461cc Turbo	157.980		N/S	N/S
<b>GL350 BLUETEC 4MATIC</b>					<b>S65 AMG</b>				
V6 3.0L 2987cc Turbo Diesel	642.820		3934 3250 3251 <sup>383</sup> N/A <sup>289</sup>	23934 N/A N/A <sup>383</sup> N/A <sup>289</sup>	V12 6.0L 5980cc 365 CID Turbo	275.982		N/S	N/S
<b>GL450</b>					<b>SL300</b>				
V8 4.7L 4663cc 287CID			N/S	N/S	V6 3.0L 2996cc (Mex.)	272.949		3643	23643
<b>GL550</b>					<b>SL350</b>				
V8 5.5L 5461cc	273.963		N/S	N/S	V6 3.5L 3498cc (Mex.)	272.968		3643	23643
<b>GLK300</b>					<b>SL500</b>				
V6 3.0L 2996cc (Mex.)	272.948		3643	23643	V8 5.5L 5461cc (Mex.)	273.971		3643	23643
<b>GLK350</b>					<b>SL550</b>				
V6 3.5L 3498cc	272.991		N/S	N/S	V8 5.5L 5461cc	273.965		N/S	N/S

See pages 13-16 for footnotes.

*Italicized Part Numbers May Not Be Available.*  
 Las piezas con números en *italicas* pueden no estar disponibles.  
 Les numéros de pièce en *italiques* peuvent ne pas être disponibles.

P  
a  
s  
s  
C  
a  
r  
L  
i  
g  
h  
t  
T  
r  
u  
c  
k  
F  
u  
e  
l  
F  
i  
l  
t  
e  
r  
s



Pass Car Light Truck Fuel Filter Section

MERCEDES BENZ 2011-2010

Year/Año/Année Model/Modelo/Modèle Engine/Motor/Moteur	Eng. Code Código de motor Code moteur	VIN NIV NIV	GOLD Fuel Combustible Carburant	ProSelect Fuel Combustible Carburant	Year/Año/Année Model/Modelo/Modèle Engine/Motor/Moteur	Eng. Code Código de motor Code moteur	VIN NIV NIV	GOLD Fuel Combustible Carburant	ProSelect Fuel Combustible Carburant
<b>MERCEDES BENZ (Cont'd/Suite)</b>					<b>MERCEDES BENZ (Cont'd/Suite)</b>				
<b>2011 (Cont'd/Suite)</b>					<b>2010 (Cont'd/Suite)</b>				
<b>SL600</b>					<b>CLS550</b>				
V12 5.5L 5513cc 336 CID Turbo	275.954		N/A	N/A	V8 5.5L 5461cc	273.960		N/S	N/S
<b>SL63 AMG</b>					<b>CLS63 AMG</b>				
V8 6.3L 6208cc	156.981		N/S	N/S	V8 6.3L 6208cc	156.983		N/S	N/S
<b>SL65 AMG</b>					<b>E350</b>				
V12 6.0L 5980cc 365 CID Turbo	275.981		N/A	N/A	V6 3.5L 3498cc	272.980 272.988		N/S N/S	N/S N/S
<b>SLK200</b>					<b>E350 4MATIC</b>				
L4 1.8L 1796cc (Mex.)			N/S	N/S	V6 3.5L 3498cc	272.977		N/S	N/S
<b>SLK300</b>					<b>E550</b>				
V6 3.0L 2996cc	272.942		N/S	N/S	V8 5.5L 5461cc	273.966 273.971		N/S N/S	N/S N/S
<b>SLK350</b>					<b>E550 4MATIC</b>				
V6 3.5L 3498cc	272.969		N/S	N/S	V8 5.5L 5461cc	273.970		N/S	N/S
<b>SLK55 AMG</b>					<b>E63 AMG</b>				
V8 5.5L 5439cc	113.989		N/S	N/S	V8 6.3L 6208cc	156.985		N/S	N/S
<b>SLS AMG</b>					<b>G55 AMG</b>				
V8 6.2L 6208cc	159.980		N/S	N/S	V8 5.5L 5439cc 335 CID Super Charged	113.993	3643	23643	
<b>SPRINTER VAN</b>					<b>G550</b>				
L4 2.1L 2148CC DOHC 16 Valve Turbo Diesel (Mex.)			3934	23934	V8 5.5L 5461cc	273.963		N/S	N/S
V6 3.0L 2987cc Turbo Diesel	642.898		3934 3250 3251 <sup>383</sup> N/A <sup>289</sup> 608513	23934 N/A N/A <sup>383</sup> N/A <sup>289</sup> N/A	<b>GL350 BLUETEC 4MATIC</b>				
<b>VITO</b>					V6 3.0L 2987cc Turbo Diesel				
L4 2.1L 2148CC DOHC 16 Valve Turbo Diesel (Mex.)			3934	23934	V6 3.0L 2987cc Turbo Diesel	642.820		3934 <sup>179</sup> 3250 3251 <sup>383</sup> N/A <sup>289</sup>	23934 <sup>179</sup> N/A N/A <sup>383</sup> N/A <sup>289</sup>
<b>2010</b>					<b>GL450</b>				
<b>B200</b>					V8 4.7L 4663CC 287CID				
L4 2.0L			N/S	N/S	<b>GL550</b>				
L4 2.0L Turbo			N/S	N/S	V8 5.5L 5461cc	273.963		N/S	N/S
<b>C250</b>					<b>GLK300</b>				
V6 2.5L 2496cc	272.92		3643	23643	V6 3.0L 2996cc (Mex.)	272.948	3643	23643	
<b>C300</b>					<b>GLK350</b>				
V6 3.0L 2996cc Flex	272.947		N/S	N/S	V6 3.5L 3498cc	272.991		N/S	N/S
V6 3.5L (Mex.)			N/S	N/S	<b>GLK350 4MATIC</b>				
<b>C300 4MATIC</b>					V6 3.5L 3498cc				
V6 3.0L 2996cc	272.948		N/S	N/S	V6 3.5L 3498cc	272.967		N/S	N/S
V6 3.0L 2996cc Flex	272.948		N/S	N/S	<b>ML350</b>				
<b>C350</b>					V6 3.5L 3498cc				
V6 3.5L 3498cc	272.961		N/S	N/S	<b>ML350 BLUETEC 4MATIC</b>				
<b>C63 AMG</b>					V6 3.0L 2987cc Turbo Diesel				
V8 6.2L 6200cc 378 CID (Mex.)			N/S	N/S	V6 3.0L 2987cc Turbo Diesel	642.820		3934 3250 3251 <sup>383</sup> N/A <sup>289</sup>	23934 N/A N/A <sup>383</sup> N/A <sup>289</sup>
V8 6.3L 6208cc	156.985		N/S	N/S	<b>ML450 HYBRID</b>				
<b>CL500</b>					V6 3.5L 3498cc Electric/Gas				
V8 5.5L 5461cc (Mex.)	273.971		N/S	N/S	V6 3.5L 3498cc Electric/Gas	272.973		N/S	N/S
<b>CL550</b>					<b>ML550</b>				
V8 5.5L 5461cc	273.968		N/S	N/S	V8 5.5L 5461cc	273.963		N/S	N/S
<b>CL600</b>					<b>ML63 AMG</b>				
V12 5.5L 5513cc 336 CID Turbo	275.953		N/S	N/S	V8 6.3L 6208cc	156.980		N/S	N/S
<b>CL63 AMG</b>					<b>R350</b>				
V8 6.3L 6208cc	156.984		N/S	N/S	V6 3.5L 3498cc	272.967		N/S	N/S
<b>CL65 AMG</b>					<b>R350 BLUETEC 4MATIC</b>				
V12 6.0L 5980cc 365 CID Turbo	275.982		N/S	N/S	V6 3.0L 2987cc Turbo Diesel	642.870		3934 3250 3251 <sup>383</sup> N/A <sup>289</sup>	23934 N/A N/A <sup>383</sup> N/A <sup>289</sup>
<b>S400 HYBRID</b>					V6 3.5L 3498cc Electric/Gas				
					V6 3.5L 3498cc Electric/Gas	272.974		N/S	N/S

See pages 13-16 for footnotes.

*Italicized Part Numbers May Not Be Available.*  
 Las piezas con números en *italicas* pueden no estar disponibles.  
 Les numéros de pièce en *italiques* peuvent ne pas être disponibles.

P  
a  
s  
s  
C  
a  
r  
L  
i  
g  
h  
t  
T  
r  
u  
c  
k  
F  
u  
e  
l  
F  
i  
l  
t  
e  
r  
s



MERCEDES BENZ 2010-2009

Pass Car Light Truck Fuel Filter Section

Year/Año/Année Model/Modelo/Modèle Engine/Motor/Moteur	Eng. Code Código de motor Code moteur	VIN NIV NIV	GOLD Fuel Combustible Carburant	ProSelect Fuel Combustible Carburant	Year/Año/Année Model/Modelo/Modèle Engine/Motor/Moteur	Eng. Code Código de motor Code moteur	VIN NIV NIV	GOLD Fuel Combustible Carburant	ProSelect Fuel Combustible Carburant
<b>MERCEDES BENZ (Cont'd/Suite)</b>					<b>MERCEDES BENZ (Cont'd/Suite)</b>				
<b>2010 (Cont'd/Suite)</b>					<b>2009 (Cont'd/Suite)</b>				
<b>S450</b>					<b>CL550</b>				
V8 4.6L 4663cc	273.923		N/S	N/S	V8 5.5L 5461cc	273.968		N/S	N/S
<b>S550</b>					<b>CL600</b>				
V8 5.5L 5461cc	273.961		N/S	N/S	V12 5.5L 5513cc 336 CID Turbo	275.953		N/S	N/S
<b>S550 4MATIC</b>					<b>CL63 AMG</b>				
V8 5.5L 5461cc	273.968		N/S	N/S	V8 6.3L 6208cc	156.984		N/S	N/S
<b>S600</b>					<b>CL65 AMG</b>				
V12 5.5L 5513cc 336 CID Turbo	275.953		N/S	N/S	V12 6.0L 5980cc 365 CID Turbo	275.982		N/S	N/S
<b>S63 AMG</b>					<b>CLK350</b>				
V8 6.3L 6208cc	156.984		N/S	N/S	V6 3.5L 3498cc	272.960		N/S	N/S
<b>S65 AMG</b>					<b>CLK550</b>				
V12 6.0L 5980cc 365 CID Turbo	275.982		N/S	N/S	V8 5.5L 5461cc	273.967		N/S	N/S
<b>SL550</b>					<b>CLK63 AMG</b>				
V8 5.5L 5461cc	273.965		N/S	N/S	V8 6.3L 6208cc	156.983		N/S	N/S
<b>SL600</b>					<b>CLS550</b>				
V12 5.5L 5513cc 336 CID Turbo	275.954		N/A	N/A	V8 5.5L 5461cc	273.960		N/S	N/S
<b>SL63 AMG</b>					<b>CLS63 AMG</b>				
V8 6.3L 6208cc	156.981		N/S	N/S	V8 6.3L 6208cc	156.983		N/S	N/S
<b>SL65 AMG</b>					<b>E300</b>				
V12 6.0L 5980cc 365 CID Turbo	275.981		N/A	N/A	V6 3.0L 2996CC			3643	23643
<b>SLK300</b>					<b>E320 BLUETEC</b>				
V6 3.0L 2996cc	272.942		N/S	N/S	V6 3.0L 2987cc Turbo Diesel	642.920		3934 <sup>179</sup> 3250 3251 <sup>383</sup> N/A <sup>289</sup>	23934 <sup>179</sup> N/A N/A <sup>383</sup> N/A <sup>289</sup>
<b>SLK350</b>					<b>E350</b>				
V6 3.5L 3498cc	272.969		N/S	N/S	V6 3.5L 3498cc	272.964		N/S	N/S
<b>SLK55 AMG</b>					<b>E350 4MATIC</b>				
V8 5.5L 5439cc	113.989		N/S	N/S	V6 3.5L 3498cc	272.972		N/S	N/S
<b>SPRINTER VAN</b>					<b>E550</b>				
L4 2.1L 2148CC DOHC 16 Valve Turbo Diesel (Mex.)			3934	23934	V8 5.5L 5461cc	273.960		N/S	N/S
V6 3.0L 2987cc Turbo Diesel	642.898		3934 3251 <sup>383</sup> 3250 N/A <sup>289</sup> 608513	23934 N/A <sup>383</sup> N/A N/A <sup>289</sup> N/A	<b>E550 4MATIC</b>				
<b>VITO</b>					<b>E63 AMG</b>				
L4 2.1L 2148CC DOHC 16 Valve Turbo Diesel (Mex.)			3934	23934	V8 6.3L 6208cc	156.983		N/S	N/S
<b>2009</b>					<b>G55 AMG</b>				
<b>B200</b>					<b>G550</b>				
L4 2.0L			N/S	N/S	V8 5.5L 5461cc	273.963		N/S	N/S
L4 2.0L Turbo			N/S	N/S	<b>GL320 BLUETEC 4MATIC</b>				
<b>C230</b>					<b>V6 3.0L 2987cc Turbo Diesel</b>				
V6 2.5L 2496cc	272.92		3643	23643		642.820		3934 <sup>179</sup> 3250 <sup>384</sup> 3251 <sup>383</sup> N/A <sup>289</sup>	23934 <sup>179</sup> N/A <sup>384</sup> N/A <sup>383</sup> N/A <sup>289</sup>
<b>C300</b>					<b>GL450</b>				
V6 3.0L 2996cc	272.947		N/S	N/S	V8 4.7L 4663CC 287CID			N/S	N/S
V6 3.0L 2996cc Flex	272.947		N/S	N/S	<b>GL550</b>				
<b>C300 4MATIC</b>					<b>V8 5.5L 5461cc</b>				
V6 3.0L 2996cc	272.948		N/S	N/S		273.963		N/S	N/S
V6 3.0L 2996cc Flex	272.948		N/S	N/S	<b>GLK280</b>				
<b>C350</b>					<b>V6 3.0L 2996cc Flex (Mex.)</b>				
V6 3.5L 3498cc	272.961		N/S	N/S		272.948		N/S	N/S
<b>C63 AMG</b>					<b>GLK300</b>				
V8 6.2L 6200cc 378 CID (Mex.)			N/S	N/S	V6 3.0L 2996cc (Mex.)	272.948		3643	23643
V8 6.3L 6208cc	156.985		N/S	N/S					

See pages 13-16 for footnotes.

*Italicized Part Numbers May Not Be Available.*  
Las piezas con números en *italicas* pueden no estar disponibles.  
Les numéros de pièce en *italiques* peuvent ne pas être disponibles.



Pass Car Light Truck Fuel Filter Section

MERCEDES BENZ 2009-2008

Year/Año/Année Model/Modelo/Modèle Engine/Motor/Moteur	Eng. Code Código de motor Code moteur	VIN NIV NIV	GOLD Fuel Combustible Carburant	ProSelect Fuel Combustible Carburant	Year/Año/Année Model/Modelo/Modèle Engine/Motor/Moteur	Eng. Code Código de motor Code moteur	VIN NIV NIV	GOLD Fuel Combustible Carburant	ProSelect Fuel Combustible Carburant
<b>MERCEDES BENZ (Cont'd/Suite)</b>					<b>MERCEDES BENZ (Cont'd/Suite)</b>				
<b>2009 (Cont'd/Suite)</b>					<b>2008</b>				
<b>ML320 BLUETEC 4MATIC</b>					<b>A150</b>				
V6 3.0L 2987cc Turbo Diesel	642.820		3934 <sup>179</sup> 3250 <sup>384</sup> 3251 <sup>383</sup> N/A <sup>289</sup>	23934 <sup>179</sup> N/A <sup>284</sup> N/A <sup>283</sup> N/A <sup>289</sup>	L4 1.5L 1498cc (Mex.)			3179	23179
<b>ML350</b>					<b>A180</b>				
V6 3.5L 3498cc	272.967		N/S	N/S	L4 2.0L 1991cc Diesel (Mex.)			3934	23934
<b>ML550</b>					<b>A200</b>				
V8 5.5L 5461cc	273.963		N/S	N/S	L4 2.0L 1991cc Diesel (Mex.)			3934	23934
<b>ML63 AMG</b>					<b>B200</b>				
V8 6.3L 6208cc	156.980		N/S	N/S	L4 2.0L			N/S	N/S
<b>R320 BLUETEC</b>					<b>C230</b>				
V6 3.0L 2987cc Turbo Diesel	642.870		3934 <sup>179</sup> N/A <sup>289</sup> 3251 <sup>383</sup> 3250	23934 <sup>179</sup> N/A <sup>289</sup> N/A <sup>283</sup> N/A	V6 2.5L 2496cc	272.92		3643	23643
<b>R350</b>					<b>C300</b>				
V6 3.5L 3498cc	272.967		N/S	N/S	V6 3.0L 2996cc Flex	272.947		N/S	N/S
<b>S450</b>					<b>C300 4MATIC</b>				
V8 4.6L 4663cc	273.923		N/S N/S	N/S N/S	V6 3.0L 2996cc	272.948		N/S	N/S
<b>S550</b>					<b>C350</b>				
V8 5.5L 5461cc	273.961		N/S	N/S	V6 3.5L 3498cc	272.961		N/S	N/S
<b>S550 4MATIC</b>					<b>C63 AMG</b>				
V8 5.5L 5461cc	273.968		N/S	N/S	V8 6.3L 6208cc	156.985		N/S	N/S
<b>S600</b>					<b>CL550</b>				
V12 5.5L 5513cc 336 CID Turbo	275.953		N/S	N/S	V8 5.5L 5461cc	273.961		N/S	N/S
<b>S63 AMG</b>					<b>CL600</b>				
V8 6.3L 6208cc	156.984		N/S	N/S	V12 5.5L 5513cc 336 CID Turbo	275.953		N/S	N/S
<b>S65 AMG</b>					<b>CL63 AMG</b>				
V12 6.0L 5980cc 365 CID Turbo	275.982		N/S	N/S	V8 6.3L 6208cc	156.984		N/S	N/S
<b>SL550</b>					<b>CL65 AMG</b>				
V8 5.5L 5461cc	273.965	3643	3643	23643	V12 6.0L 5980cc 365 CID Turbo	275.982		N/S	N/S
<b>SL600</b>					<b>CLK280</b>				
V12 5.5L 5513cc 336 CID Turbo	275.954		N/A	N/A	V6 3.0L 2996cc (Mex.)	272.940		3643	23643
<b>SL63 AMG</b>					<b>CLK350</b>				
V8 6.3L 6208cc	156.981		N/S	N/S	V6 3.5L 3498cc	272.960		N/S	N/S
<b>SL65 AMG</b>					<b>CLK550</b>				
V12 6.0L 5980cc 365 CID Turbo	275.981 275.983		N/A N/A	N/A N/A	V8 5.5L 5461cc	273.967		N/S	N/S
<b>SLK300</b>					<b>CLK63 AMG</b>				
V6 3.0L 2996cc	272.942		N/S	N/S	V8 6.3L 6208cc	156.982		N/S	N/S
<b>SLK350</b>					<b>CLS550</b>				
V6 3.5L 3498cc	272.969		N/S	N/S	V8 5.5L 5461cc	273.960		N/S	N/S
<b>SLK55 AMG</b>					<b>CLS63 AMG</b>				
V8 5.5L 5439cc	113.989		N/S	N/S	V8 6.3L 6208cc	156.983		N/S	N/S
<b>SLR MCLAREN</b>					<b>E280</b>				
V8 5.5L 5439cc 335 CID Super Charged	155.980		N/S	N/S	V6 3.0L 2996cc (Mex.)	272.943		N/S	N/S
<b>SPRINTER VAN</b>					<b>E300</b>				
L4 2.1L 2148CC DOHC 16 Valve Turbo Diesel (Mex.)		3934	3934	23934	V6 3.0L 2996cc	272.944		3643	23643
<b>VITO</b>					<b>E320 BLUETEC</b>				
L4 2.1L 2148CC DOHC 16 Valve Turbo Diesel (Mex.)		3934	3934	23934	V6 3.0L 2987cc Turbo Diesel	642.920		3934 <sup>179</sup> 3250 3251	23934 <sup>179</sup> N/A N/A
					<b>E350</b>				
					V6 3.5L 3498cc				
					272.964				
					N/S				
					N/S				
					<b>E350 4MATIC</b>				
					V6 3.5L 3498cc				
					272.972				
					N/S				
					N/S				
					<b>E550</b>				
					V8 5.5L 5461cc				
					273.960				
					N/S				
					N/S				
					<b>E550 4MATIC</b>				
					V8 5.5L 5461cc				
					273.962				
					N/S				
					N/S				

See pages 13-16 for footnotes.

*Italicized Part Numbers May Not Be Available.*  
 Las piezas con números en *italicas* pueden no estar disponibles.  
 Les numéros de pièce en *italiques* peuvent ne pas être disponibles.

P  
a  
s  
s  
C  
a  
r  
L  
i  
g  
h  
t  
T  
r  
u  
c  
k  
F  
u  
e  
l  
F  
i  
l  
t  
e  
r  
s



MERCEDES BENZ 2008-2007

Pass Car Light Truck Fuel Filter Section

Year/Año/Année Model/Modelo/Modèle Engine/Motor/Moteur	Eng. Code Código de motor Code moteur	VIN NIV NIV	GOLD Fuel Combustible Carburant	ProSelect Fuel Combustible Carburant	Year/Año/Année Model/Modelo/Modèle Engine/Motor/Moteur	Eng. Code Código de motor Code moteur	VIN NIV NIV	GOLD Fuel Combustible Carburant	ProSelect Fuel Combustible Carburant
<b>MERCEDES BENZ (Cont'd/Suite)</b>					<b>MERCEDES BENZ (Cont'd/Suite)</b>				
<b>2008 (Cont'd/Suite)</b>					<b>2008 (Cont'd/Suite)</b>				
<b>E63 AMG</b>					<b>SL65 AMG</b>				
V8 6.3L 6208cc	156.983		N/S	N/S	V12 6.0L 5980cc 365 CID Turbo	275.981		N/A	N/A
<b>G500</b>					<b>SLK200</b>				
V8 5.0L 4966cc	113.962		3643	23643	L4 2.0L 1998cc (Mex.)		3179	23179	
<b>G55 AMG</b>					<b>SLK280</b>				
V8 5.5L 5439cc 335 CID Super Charged	113.993		3643	23643	V6 3.0L 2996cc	272.942		N/S	N/S
<b>GL320 CDI</b>					<b>SLK350</b>				
V6 3.0L 2987cc Turbo Diesel	642.940		3934 3250 3251 N/A <sup>289</sup>	23934 N/A N/A N/A <sup>289</sup>	V6 3.5L 3498cc	272.963		N/S	N/S
<b>GL450</b>					<b>SLK55 AMG</b>				
V8 4.7L 4663CC 287CID			N/S	N/S	V8 5.5L 5439cc	113.989		N/S	N/S
<b>GL550</b>					<b>SLR MCLAREN</b>				
V8 5.5L 5461cc	273.963		N/S	N/S	V8 5.5L 5439cc 335 CID Super Charged	155.980		N/S	N/S
<b>ML320 CDI</b>					<b>SPRINTER VAN</b>				
V6 3.0L 2987cc Turbo Diesel	642.940		3934 3250 N/A <sup>289</sup> 3251 <sup>383</sup>	23934 N/A N/A <sup>289</sup> N/A <sup>383</sup>	L4 2.1L 2148CC DOHC 16 Valve Turbo Diesel (Mex.)		3934	23934	
<b>ML350</b>					<b>VITO</b>				
V6 3.5L 3498cc	272.967		N/S	N/S	L4 2.1L 2148CC DOHC 16 Valve Turbo Diesel (Mex.)		3934	23934	
<b>ML550</b>					<b>2007</b>				
V8 5.5L 5461cc	273.963		N/S	N/S	<b>A150</b>				
<b>ML63 AMG</b>					L4 1.5L 1498cc (Mex.)				
V8 6.3L 6208cc	156.980		N/S	N/S	L4 2.0L 1991cc Diesel (Mex.)				
<b>R320 CDI</b>					<b>A180</b>				
V6 3.0L 2987cc Turbo Diesel	642.950		3934 3250 3251 N/A <sup>289</sup>	23934 N/A N/A N/A <sup>289</sup>	L4 2.0L 1991cc Diesel (Mex.)				
<b>R350</b>					<b>A200</b>				
V6 3.5L 3498cc	272.967		N/S	N/S	L4 2.0L 1991cc Diesel (Mex.)				
<b>R500</b>					<b>B200</b>				
V8 5.0L 4966cc (Mex.)	113.971		N/S	N/S	L4 2.0L				
<b>R550</b>					L4 2.0L Turbo				
V8 5.5L 5461cc	273.965		N/S	N/S	C230				
<b>S450</b>					V6 2.5L 2496cc				
V8 4.6L 4663cc	273.923		N/S	N/S	V6 2.5L 2496cc Flex				
<b>S500</b>					V6 3.0L 2996cc				
V8 5.5L 5461cc (Mex.)	273.961		N/S	N/S	<b>C280 4MATIC</b>				
<b>S550</b>					V6 3.0L 2996cc				
V8 5.5L 5461cc	273.961		N/S	N/S	<b>C350</b>				
<b>S550 4MATIC</b>					V6 3.5L 3498cc				
V8 5.5L 5461cc	273.968		N/S	N/S	<b>C350 4MATIC</b>				
<b>S600</b>					V6 3.5L 3498cc				
V12 5.5L 5513cc 336 CID Turbo	275.953		N/S	N/S	V8 5.5L 5439cc (Mex.)				
<b>S63 AMG</b>					V8 5.5L 5461cc				
V8 6.3L 6208cc	156.984		N/S	N/S	V8 5.5L 5461cc				
<b>S65 AMG</b>					<b>CL550</b>				
V12 6.0L 5980cc 365 CID Turbo	275.982		N/S	N/S	V8 5.5L 5461cc				
<b>SL550</b>					<b>CL600</b>				
V8 5.5L 5461cc	273.965	3643	23643		V12 5.5L 5513cc 336 CID Turbo				
<b>SL600</b>					<b>CLK280</b>				
V12 5.5L 5513cc 336 CID Turbo	275.954		N/A	N/A	V6 3.0L 2996cc (Mex.)				
					V6 3.0L 2996cc (Mex.)				
					<b>CLK350</b>				
					V6 3.5L 3498cc				
					<b>CLK550</b>				
					V8 5.5L 5461cc				
					<b>CLK63 AMG</b>				
					V8 6.3L 6208cc				

See pages 13-16 for footnotes.





Pass Car Light Truck Fuel Filter Section

MERCEDES BENZ 2007-2006

Year/Año/Année Model/Modelo/Modèle Engine/Motor/Moteur	Eng. Code Código de motor Code moteur	VIN NIV NIV	GOLD Fuel Combustible Carburant	ProSelect Fuel Combustible Carburant	Year/Año/Année Model/Modelo/Modèle Engine/Motor/Moteur	Eng. Code Código de motor Code moteur	VIN NIV NIV	GOLD Fuel Combustible Carburant	ProSelect Fuel Combustible Carburant
<b>MERCEDES BENZ (Cont'd/Suite)</b>					<b>MERCEDES BENZ (Cont'd/Suite)</b>				
<b>2007 (Cont'd/Suite)</b>					<b>2007 (Cont'd/Suite)</b>				
<b>CLS550</b>					<b>S550</b>				
V8 5.5L 5461cc	273.960		N/S	N/S	V8 5.5L 5461cc	273.961		N/S N/S	N/S N/S
<b>CLS63 AMG</b>					<b>S550 4MATIC</b>				
V8 6.3L 6208cc	156.983		N/S	N/S	V8 5.5L 5461cc	273.968		N/S N/S	N/S N/S
<b>E280</b>					<b>S600</b>				
V6 3.0L 2996cc	272.944		3643	23643	V12 5.5L 5513cc 336 CID Turbo	275.953		N/S	N/S
<b>E320 BLUETEC</b>					<b>S65 AMG</b>				
V6 3.0L 2987cc Turbo Diesel	642.920		3934 <sup>179</sup> 3250 3251 <sup>383</sup> N/A <sup>289</sup>	23934 <sup>179</sup> N/A N/A <sup>383</sup> N/A <sup>289</sup>	V12 6.0L 5980cc 365 CID Turbo	275.982		N/S	N/S
<b>E350</b>					<b>SL550</b>				
V6 3.5L 3498cc	272.964		N/S	N/S	V8 5.5L 5461cc	273.965		3643	23643
<b>E350 4MATIC</b>					<b>SL600</b>				
V6 3.5L 3498cc	272.972		N/S	N/S	V12 5.5L 5513cc 336 CID Turbo	275.954		N/A	N/A
<b>E550</b>					<b>SL65 AMG</b>				
V8 5.5L 5461cc	273.960		N/S	N/S	V12 6.0L 5980cc 365 CID Turbo	275.981		N/A	N/A
<b>E550 4MATIC</b>					<b>SLK200</b>				
V8 5.5L 5461cc	273.962		N/S	N/S	L4 2.0L 1998cc (Mex.)			3179	23179
<b>E63 AMG</b>					<b>SLK280</b>				
V8 6.3L 6208cc	156.983		N/S	N/S	V6 3.0L 2996cc	272.942		N/S	N/S
<b>G500</b>					<b>SLK350</b>				
V8 5.0L 4966cc	113.962		3643	23643	V6 3.5L 3498cc	272.963		N/S	N/S
<b>G55 AMG</b>					<b>SLK55 AMG</b>				
V8 5.5L 5439cc 335 CID Super Charged	113.993		3643	23643	V8 5.5L 5439cc 335 CID	113.989		N/S	N/S
<b>GL320 CDI</b>					<b>SLR MCLAREN</b>				
V6 3.0L 2987cc Turbo Diesel	642.940		3934 <sup>179</sup> 3250 3251 <sup>383</sup> N/A <sup>289</sup>	23934 <sup>179</sup> N/A N/A <sup>383</sup> N/A <sup>289</sup>	V8 5.5L 5439cc 335 CID Super Charged	155.980		N/S	N/S
<b>GL450</b>					<b>SPRINTER VAN</b>				
V8 4.7L 4663CC 287CID			N/S	N/S	L4 2.1L 2148CC DOHC 16 Valve Turbo Diesel (Mex.)			3934	23934
<b>ML320 CDI</b>					<b>VITO</b>				
V6 3.0L 2987cc Turbo Diesel	642.940		3934 <sup>179</sup> 3250 3251 <sup>383</sup> N/A <sup>289</sup>	23934 <sup>179</sup> N/A N/A <sup>383</sup> N/A <sup>289</sup>	L4 2.1L 2148CC DOHC 16 Valve Turbo Diesel (Mex.)			3934	23934
<b>ML350</b>					<b>2006</b>				
V6 3.5L 3498cc	272.967		N/S	N/S	<b>A150</b>			3179	23179
<b>ML500</b>					<b>A180</b>				
V8 5.0L 4973cc	113.964		N/S	N/S	L4 2.0L 1991cc Diesel (Mex.)			3934	23934
<b>ML63 AMG</b>					<b>A200</b>				
V8 6.3L 6208cc	156.980		N/S	N/S	L4 2.0L 1991cc Diesel (Mex.)			3934	23934
<b>R320 CDI</b>					<b>B200</b>				
V6 3.0L 2987cc Turbo Diesel	642.950		3934 <sup>179</sup> 3250 <sup>384</sup> 3251 <sup>383</sup> N/A <sup>289</sup>	23934 <sup>179</sup> N/A <sup>384</sup> N/A <sup>383</sup> N/A <sup>289</sup>	L4 2.0L			N/S	N/S
<b>R350</b>					<b>C230</b>				
V6 3.5L 3498cc	272.967		N/S	N/S	V6 2.5L 2496cc	272.920		3643	23643
<b>R500</b>					<b>C280</b>				
V8 5.0L 4973cc	113.971		N/S	N/S	V6 3.0L 2996cc	272.940		3643	23643
<b>R63 AMG</b>					<b>C280 4MATIC</b>				
V8 6.3L 6208cc	156.980		N/S	N/S	V6 3.0L 2996cc	272.941		3643	23643
<b>S500</b>					<b>C350</b>				
V8 5.5L 5461cc (Mex.)	273.961		N/S	N/S	V6 3.5L 3498cc	272.960		3643	23643
					<b>C350 4MATIC</b>				
					<b>C55 AMG</b>				
					V8 5.4L 5439CC 332CID (Mex.)				
					V8 5.5L 5439cc 335 CID				
					113.988				
					3643				
					3643				
					23643				

See pages 13-16 for footnotes.

*Italicized Part Numbers May Not Be Available.*  
 Las piezas con números en *italicas* pueden no estar disponibles.  
 Les numéros de pièce en *italiques* peuvent ne pas être disponibles.

P  
a  
s  
s  
C  
a  
r  
L  
i  
g  
h  
t  
T  
r  
u  
c  
k  
F  
u  
e  
l  
F  
i  
l  
t  
e  
r  
s



MERCEDES BENZ 2006-2005

Pass Car Light Truck Fuel Filter Section

Year/Año/Année Model/Modelo/Modèle Engine/Motor/Moteur	Eng. Code Código de motor Code moteur	VIN NIV NIV	GOLD Fuel Combustible Carburant	ProSelect Fuel Combustible Carburant	Year/Año/Année Model/Modelo/Modèle Engine/Motor/Moteur	Eng. Code Código de motor Code moteur	VIN NIV NIV	GOLD Fuel Combustible Carburant	ProSelect Fuel Combustible Carburant
<b>MERCEDES BENZ (Cont'd/Suite)</b>					<b>MERCEDES BENZ (Cont'd/Suite)</b>				
<b>2006 (Cont'd/Suite)</b>					<b>2006 (Cont'd/Suite)</b>				
<b>CL500</b>					<b>SL500</b>				
V8 5.0L 4966cc	113.960		3643	23643	V8 5.0L 4966cc	113.963		3643	23643
<b>CL600</b>					<b>SL600</b>				
V12 5.5L 5513cc 336 CID Turbo	275.950		N/A	N/A	V12 5.5L 5513cc 336 CID Turbo	275.951		N/A	N/A
<b>CL65 AMG</b>					<b>SL65 AMG</b>				
V12 6.0L 5980cc 365 CID Turbo	275.980		N/A	N/A	V12 6.0L 5980cc 365 CID Turbo	275.981		N/A	N/A
<b>CLK350</b>					<b>SLK200</b>				
V6 3.5L 3498cc	272.960		3643	23643	L4 2.0L 1998cc (Mex.)			3179	23179
<b>CLK500</b>					<b>SLK280</b>				
V8 5.0L 4966cc	113.968		3643	23643	V6 3.0L 2996cc	272.942		N/S	N/S
<b>CLK55 AMG</b>					<b>SLK350</b>				
V8 5.5L 5439cc 335 CID	113.987		N/S	N/S	V6 3.5L 3498cc	272.963		N/S	N/S
<b>CLS500</b>					<b>SLK55 AMG</b>				
V8 5.0L 4966cc			N/S	N/S	V8 5.5L 5439cc 335 CID	113.989		N/S	N/S
<b>CLS55 AMG</b>					<b>SLR MCLAREN</b>				
V8 5.5L 5439cc 335 CID Super Charged			N/S	N/S	V8 5.5L 5439cc 335 CID Super Charged	155.980		N/S	N/S
<b>E320 CDI</b>					<b>SPRINTER VAN</b>				
L6 3.2L 3222cc Turbo Diesel	648.961		3934 <sup>179</sup> N/A <sup>289</sup>	23934 <sup>179</sup> N/A <sup>289</sup>	L5 2.7L 2685cc Diesel (Mex.)			3140	N/A
<b>E350</b>					<b>VITO</b>				
V6 3.5L 3498cc			N/S	N/S	L4 2.1L 2148CC DOHC 16 Valve Turbo Diesel (Mex.)			3934	23934
<b>E500</b>					<b>2005</b>				
V8 5.0L 4966cc	113.967		N/S	N/S	<b>A 160</b>				
<b>E55 AMG</b>					L4 1.6L 1598cc M166.960 (Mex.)Automoviles				
V8 5.5L 5439cc 335 CID Super Charged	113.990		N/S	N/S	<b>A 190</b>				
<b>G500</b>					L4 1.9L 1898cc M166 (Mex.)Automoviles				
V8 5.0L 4966cc	113.962		3643	23643	<b>A150</b>				
<b>G55 AMG</b>					L4 1.5L 1498cc (Mex.)				
V8 5.5L 5439cc 335 CID Super Charged	113.993		3643	23643	<b>A180</b>				
<b>ML350</b>					L4 2.0L 1991cc Diesel (Mex.)				
V6 3.5L 3498cc			N/S	N/S	<b>A190</b>				
<b>ML500</b>					L4 1.9L 1898cc M166 (Mex.)				
V8 5.0L 4966cc			N/S	N/S	<b>A200</b>				
<b>R350</b>					L4 2.0L 1991cc Diesel (Mex.)				
V6 3.5L 3498cc			N/S	N/S	<b>C230</b>				
<b>R500</b>					L4 1.8L 1796cc Super Charged				
V8 5.0L 4966cc			N/S	N/S	<b>C240</b>				
<b>S350</b>					V6 2.6L 2597cc				
V6 3.7L 3724cc			3643	23643	<b>C240 4MATIC</b>				
<b>S430</b>					V6 2.6L 2597cc				
V8 4.3L 4266cc			3643	23643	<b>C320</b>				
<b>S430 4MATIC</b>					V6 3.2L 3199cc				
V8 4.3L 4266cc	113.948		3643	23643	V6 3.2L 3199cc Flex				
<b>S500</b>					<b>C320 4MATIC</b>				
V8 5.0L 4966cc	113.960		3643	23643	V6 3.2L 3199cc				
V8 5.5L 5461cc (Mex.)	273.961		N/S	N/S	<b>C55 AMG</b>				
<b>S500 4MATIC</b>					V8 5.4L 5439CC 332CID (Mex.)				
V8 5.0L 4966cc	113.966		3643	23643	V8 5.5L 5439cc 335 CID				
<b>S55 AMG</b>					<b>CL500</b>				
V8 5.5L 5439cc 335 CID Super Charged			N/A	N/A	V8 5.0L 4973cc				
<b>S600</b>					<b>CL600</b>				
V12 5.5L 5513cc 336 CID Turbo			N/S	N/S	V12 5.5L 5513cc 336 CID Turbo				
<b>S65 AMG</b>					V8 5.0L 4973cc				
V12 6.0L 5980cc 365 CID Turbo	275.980		N/S	N/S	V8 5.0L 4973cc				

See pages 13-16 for footnotes.

*Italicized Part Numbers May Not Be Available.*  
Las piezas con números en *italicas* pueden no estar disponibles.  
Les numéros de pièce en *italiques* peuvent ne pas être disponibles.



Pass Car Light Truck Fuel Filter Section

MERCEDES BENZ 2005-2004

Year/Año/Année Model/Modelo/Modèle Engine/Motor/Moteur	Eng. Code Código de motor Code moteur	VIN NIV NIV	GOLD Fuel Combustible Carburant	ProSelect Fuel Combustible Carburant	Year/Año/Année Model/Modelo/Modèle Engine/Motor/Moteur	Eng. Code Código de motor Code moteur	VIN NIV NIV	GOLD Fuel Combustible Carburant	ProSelect Fuel Combustible Carburant
<b>MERCEDES BENZ (Cont'd/Suite)</b>					<b>MERCEDES BENZ (Cont'd/Suite)</b>				
<b>2005 (Cont'd/Suite)</b>					<b>2005 (Cont'd/Suite)</b>				
<b>CL65 AMG</b>					<b>SLK350</b>				
V12 6.0L 5980cc 365 CID Turbo	275.980		N/A	N/A	V6 3.5L 3498cc	272.963		N/S	N/S
<b>CLK320</b>					<b>SLK55 AMG</b>				
V6 3.2L 3199cc		3643		23643	V8 5.5L 5439cc 335 CID			N/S	N/S
<b>CLK500</b>					<b>SLR MCLAREN</b>				
V8 5.0L 4973cc		3643		23643	V8 5.5L 5439cc 335 CID Super Charged	155.980		N/S	N/S
<b>CLK55 AMG</b>					<b>SPRINTER VAN</b>				
V8 5.5L 5439cc 335 CID			N/S	N/S	L5 2.7L 2685cc Diesel (Mex.)		3140		N/A
<b>CLS500</b>					<b>VITO</b>				
V8 5.0L 4966cc			N/S	N/S	L4 2.1L 2148CC DOHC 16 Valve Turbo Diesel (Mex.)		3934		23934
<b>E320</b>					<b>2004</b>				
V6 3.2L 3199cc	112.949		N/S	N/S	<b>A 160</b>				
<b>E320 4MATIC</b>					L4 1.6L 1598cc M166.960 (Mex.)Automoviles				
V6 3.2L 3199cc	112.954		N/S	N/S	<b>A 190</b>				
<b>E320 CDI</b>					L4 1.9L 1898cc M166 (Mex.)Automoviles				
L6 3.2L 3222cc Turbo Diesel	648.961		3934 <sup>179</sup> N/A <sup>289</sup>	23934 <sup>179</sup> N/A <sup>289</sup>	<b>A140</b>				
<b>E350</b>					L4 1.4L 1397cc (Mex.)				
V6 3.5L 3498cc			N/S	N/S	L4 1.6L 1598cc M166.960 (Mex.)				
<b>E500</b>					<b>A190</b>				
V8 5.0L 4973cc			N/S	N/S	L4 1.9L 1898cc M166 (Mex.)				
<b>E500 4MATIC</b>					<b>A210</b>				
V8 5.0L 4966cc	113.969		N/S	N/S	L4 2.1L 2084cc (Mex.)				
<b>E55 AMG</b>					<b>C160</b>				
V8 5.5L 5439cc 335 CID Super Charged			N/S	N/S	L4 1.8L 1796cc Super Charged (Mex.)				
<b>G500</b>					<b>C200</b>				
V8 5.0L 4973cc		3643		23643	L4 1.8L 1796cc Super Charged (Mex.)				
<b>G55 AMG</b>					<b>C230</b>				
V8 5.5L 5439cc 335 CID Super Charged		3643		23643	L4 1.8L 1796cc Super Charged				
<b>ML350</b>					<b>C240</b>				
V6 3.7L 3699cc			N/S	N/S	V6 2.6L 2597cc				
<b>ML500</b>					<b>C240 4MATIC</b>				
V8 5.0L 4973cc			N/S	N/S	V6 2.6L 2597cc				
<b>S430</b>					<b>C32 AMG</b>				
V8 4.3L 4266cc		3643		23643	V6 3.2L 3199cc Super Charged				
<b>S430 4MATIC</b>					<b>C320</b>				
V8 4.3L 4266cc	113.948	3643		23643	V6 3.2L 3199cc				
<b>S500</b>					V6 3.2L 3199cc Flex				
V8 5.0L 4966cc	113.960	3643		23643	<b>C320 4MATIC</b>				
<b>S500 4MATIC</b>					V6 3.2L 3199cc				
V8 5.0L 4966cc	113.966	3643		23643	<b>CL500</b>				
<b>S55 AMG</b>					V8 5.0L 4973cc				
V8 5.5L 5439cc 335 CID Super Charged		3643		23643	<b>CL55 AMG</b>				
<b>S600</b>					V8 5.5L 5439cc 335 CID Super Charged				
V12 5.5L 5513cc 336 CID Turbo			N/A	N/A	<b>CL600</b>				
<b>S65 AMG</b>					V12 5.5L 5513cc 336 CID Turbo				
V12 6.0L 5980cc 365 CID Turbo (Mex.)	275.982		N/S	N/S	<b>CLK320</b>				
<b>SL500</b>					V6 3.2L 3199cc				
V8 5.0L 4973cc		3643		23643	<b>CLK500</b>				
<b>SL600</b>					V8 5.0L 4973cc				
V12 5.5L 5513cc 336 CID Turbo			N/A	N/A	<b>CLK55 AMG</b>				
<b>SL65 AMG</b>					V8 5.5L 5439cc 335 CID				
V12 6.0L 5980cc 365 CID Turbo	275.981		N/A	N/A					
<b>SLK200</b>									
L4 2.0L 1998cc (Mex.)			3179	23179					

See pages 13-16 for footnotes.

*Italicized Part Numbers May Not Be Available.*  
 Las piezas con números en *italicas* pueden no estar disponibles.  
 Les numéros de pièce en *italiques* peuvent ne pas être disponibles.

P  
a  
s  
s  
C  
a  
r  
L  
i  
g  
h  
t  
T  
r  
u  
c  
k  
F  
u  
e  
l  
F  
i  
l  
t  
e  
r  
s



MERCEDES BENZ 2004-2003

Pass Car Light Truck Fuel Filter Section

Year/Año/Année Model/Modelo/Modèle Engine/Motor/Moteur	Eng. Code Código de motor Code moteur	VIN NIV NIV	GOLD Fuel Combustible Carburant	ProSelect Fuel Combustible Carburant	Year/Año/Année Model/Modelo/Modèle Engine/Motor/Moteur	Eng. Code Código de motor Code moteur	VIN NIV NIV	GOLD Fuel Combustible Carburant	ProSelect Fuel Combustible Carburant
<b>MERCEDES BENZ (Cont'd/Suite)</b>					<b>MERCEDES BENZ (Cont'd/Suite)</b>				
<b>2004 (Cont'd/Suite)</b>					<b>2003 (Cont'd/Suite)</b>				
<b>E320</b>					<b>A 190</b>				
V6 3.2L 3199cc	112.949		N/S	N/S	L4 1.9L 1898cc M166 (Mex.)Automoviles			N/A	N/A
<b>E320 4MATIC</b>					<b>A140</b>				
V6 3.2L 3199cc	112.954		N/S	N/S	L4 1.6L 1598cc M166.960 (Mex.)			N/A <sup>61</sup>	N/A <sup>61</sup>
<b>E500</b>					<b>A190</b>				
V8 5.0L 4973cc			N/S	N/S	L4 1.9L 1898cc M166 (Mex.)			N/A <sup>61</sup>	N/A <sup>61</sup>
<b>E500 4MATIC</b>					<b>C160</b>				
V8 5.0L 4966cc	113.969		N/S	N/S	L4 1.8L 1796cc Super Charged (Mex.)			3643	23643
<b>E55 AMG</b>					<b>C200</b>				
V8 5.5L 5439cc 335 CID Super Charged			N/S	N/S	L4 1.8L 1796cc Super Charged (Mex.)			3643	23643
<b>G500</b>					<b>C230</b>				
V8 5.0L 4966cc			3643	23643	L4 1.8L 1796cc Super Charged			3643	23643
<b>G55 AMG</b>					<b>C240</b>				
V8 5.5L 5439cc 335 CID			3643	23643	V6 2.6L 2597cc	112.912		3643	23643
<b>ML350</b>					<b>C240 4MATIC</b>				
V6 3.7L 3699cc			N/A	N/A	V6 2.6L 2597cc	112.916		3643	23643
<b>ML500</b>					<b>C32 AMG</b>				
V8 5.0L 4973cc			N/A	N/A	V6 3.2L 3199cc Super Charged			3643	23643
<b>S430</b>					<b>C320</b>				
V8 4.3L 4266cc			3643	23643	V6 3.2L 3199cc	112.946		3643	23643
<b>S430 4MATIC</b>					<b>C320 4MATIC</b>				
V8 4.3L 4266cc	113.948		3643	23643	V6 3.2L 3199cc	112.953		3643	23643
<b>S500</b>					<b>CL500</b>				
V8 5.0L 4966cc	113.960		3643	23643	V8 5.0L 4973cc	113.960		3643	23643
<b>S500 4MATIC</b>					<b>CL55 AMG</b>				
V8 5.0L 4966cc	113.966		3643	23643	V8 5.5L 5439cc 335 CID Super Charged			3643	23643
<b>S55 AMG</b>					<b>CL600</b>				
V8 5.5L 5439cc 335 CID Super Charged			3643	23643	V12 5.5L 5513cc 336 CID Turbo			3643	23643
<b>S600</b>					<b>CLK320</b>				
V12 5.5L 5513cc 336 CID Turbo			N/S	N/S	V6 3.2L 3199cc	112.940		3643	23643
<b>SL500</b>					<b>CLK430</b>				
V8 5.0L 4973cc			3643	23643	V8 4.3L 4266cc	113.943		3643	23643
<b>SL55 AMG</b>					<b>CLK500</b>				
V8 5.5L 5439cc 335 CID Super Charged			3643	23643	V8 5.0L 4973cc			3643	23643
<b>SL600</b>					<b>CLK55 AMG</b>				
V12 5.5L 5513cc 336 CID Turbo			N/A	N/A	V8 5.5L 5439cc 335 CID			3643	23643
<b>SLK200</b>					<b>E320</b>				
L4 2.0L 1998cc (Mex.)			3179	23179	V6 3.2L 3199cc	112.941		3643	23643
<b>SLK230</b>					<b>E500</b>				
L4 2.3L 2295cc Super Charged	111.983		3643	23643	V8 5.0L 4973cc			N/S	N/S
<b>SLK32 AMG</b>					<b>E55 AMG</b>				
V6 3.2L 3199cc Super Charged			3643	23643	V8 5.5L 5439cc 335 CID Super Charged	113.990		N/S	N/S
<b>SLK320</b>					<b>G500</b>				
V6 3.2L 3199cc			3643	23643	V8 5.0L 4966cc			3643	23643
<b>SPRINTER VAN</b>					<b>G55 AMG</b>				
L5 2.7L 2685cc Diesel (Mex.)			3140	N/A	V8 5.5L 5439cc 335 CID			3643	23643
<b>VITO</b>					<b>ML320</b>				
L4 2.1L 2148CC DOHC 16 Valve Turbo Diesel (Mex.)			3934	23934	V6 3.2L 3199cc	112.942		N/A	N/A
<b>2003</b>					<b>ML350</b>				
<b>A 160</b>					<b>ML500</b>				
L4 1.6L 1598cc M166.960 (Mex.)Automoviles			N/A	N/A	V6 3.7L 3699cc			N/A	N/A
					<b>ML500</b>				
					V8 5.0L 4973cc				

See pages 13-16 for footnotes.

*Italicized Part Numbers May Not Be Available.*  
 Las piezas con números en *italicas* pueden no estar disponibles.  
 Les numéros de pièce en *italiques* peuvent ne pas être disponibles.



Pass Car Light Truck Fuel Filter Section

MERCEDES BENZ 2003-2002

Year/Año/Année Model/Modelo/Modèle Engine/Motor/Moteur	Eng. Code Código de motor Code moteur	VIN NIV NIV	GOLD Fuel Combustible Carburant	ProSelect Fuel Combustible Carburant	Year/Año/Année Model/Modelo/Modèle Engine/Motor/Moteur	Eng. Code Código de motor Code moteur	VIN NIV NIV	GOLD Fuel Combustible Carburant	ProSelect Fuel Combustible Carburant
<b>MERCEDES BENZ (Cont'd/Suite)</b>					<b>MERCEDES BENZ (Cont'd/Suite)</b>				
<b>2003 (Cont'd/Suite)</b>					<b>2002 (Cont'd/Suite)</b>				
<b>ML55 AMG</b>					<b>C320</b>				
V8 5.5L 5439cc 335 CID			N/A	N/A	V6 3.2L 3199cc	112.946		3643	23643
<b>S280</b>					<b>CL500</b>				
V6 2.8L 2799cc (Mex.)	112.922		3643	23643	V8 5.0L 4973cc	113.960		3643	23643
<b>S430</b>					<b>CL55 AMG</b>				
V8 4.3L 4266cc	113.941		3643	23643	V8 5.5L 5439cc 335 CID			3643	23643
<b>S430 4MATIC</b>					<b>CL600</b>				
V8 4.3L 4266cc	113.948		3643	23643	V12 5.8L 5786cc			3643	23643
<b>S500</b>					<b>CLK320</b>				
V8 5.0L 4966cc	113.960		3643	23643	V6 3.2L 3199cc	112.940		3643	23643
<b>S500 4MATIC</b>					<b>CLK430</b>				
V8 5.0L 4966cc	113.966		3643	23643	V8 4.3L 4266cc	113.943		3643	23643
<b>S55 AMG</b>					<b>CLK55 AMG</b>				
V8 5.5L 5439cc 335 CID Super Charged			3643	23643	V8 5.5L 5439cc 335 CID			3643	23643
<b>S600</b>					<b>E320</b>				
V12 5.5L 5513cc 336 CID Turbo			3643	23643	V6 3.2L 3199cc	112.941		3643	23643
<b>SL500</b>					<b>E430</b>				
V8 5.0L 4973cc			3643	23643	V8 4.3L 4266cc	113.940		3643	23643
<b>SL55 AMG</b>					<b>E55 AMG</b>				
V8 5.5L 5439cc 335 CID Super Charged			3643	23643	V8 5.5L 5439cc 335 CID			3643	23643
<b>SL600</b>					<b>G500</b>				
V12 5.5L 5513cc 336 CID Turbo (Mex.)	275.951		3643	23643	V8 5.0L 4966cc			3643	23643
<b>SLK200</b>					<b>ML320</b>				
L4 2.0L 1998cc (Mex.)			3179	23179	V6 3.2L 3199cc	112.942		N/A	N/A
<b>SLK230</b>					<b>ML500</b>				
L4 2.3L 2295cc Super Charged	111.983		3643	23643	V8 5.0L 4973cc			N/A	N/A
<b>SLK32 AMG</b>					<b>ML55 AMG</b>				
V6 3.2L 3199cc Super Charged			3643	23643	V8 5.5L 5439cc 335 CID			N/A	N/A
<b>SLK320</b>					<b>S280</b>				
V6 3.2L 3199cc			3643	23643	V6 2.8L 2799cc (Mex.)	112.922		3643	23643
<b>VITO</b>					<b>S430</b>				
L4 2.1L 2148CC DOHC 16 Valve Turbo Diesel (Mex.)			3934	23934	V8 4.3L 4266cc			3643	23643
<b>2002</b>					<b>S500</b>				
<b>A 160</b>					V8 5.0L 4966cc				
L4 1.6L 1598cc M166.960 (Mex.)Automoviles			N/A	N/A	V8 5.5L 5439cc	113.986		3643	23643
<b>A 190</b>					<b>S55 AMG</b>				
L4 1.9L 1898cc M166 (Mex.)Automoviles			N/A	N/A	V8 5.5L 5439cc	113.986		3643	23643
<b>A140</b>					<b>S600</b>				
L4 1.6L 1598cc M166.960 (Mex.)			N/A <sup>61</sup>	N/A <sup>61</sup>	V12 5.8L 5786cc			3643	23643
<b>A190</b>					<b>SL500</b>				
L4 1.9L 1898cc M166 (Mex.)			N/A <sup>61</sup>	N/A <sup>61</sup>	V8 5.0L 4973cc	113.961		3643	23643
<b>C160</b>					V12 6.0L 5987cc				
L4 1.8L 1796cc Super Charged (Mex.)			3643	23643	V12 6.0L 5987cc	120.983		3643	23643
<b>C200</b>					<b>SLK230</b>				
L4 2.0L 1998cc (Mex.)			3643	23643	L4 2.3L 2295cc Super Charged	111.983		3643	23643
<b>C230</b>					<b>SLK32 AMG</b>				
L4 2.3L 2295cc Super Charged	111.981		3643	23643	V6 3.2L 3199cc Super Charged			3643	23643
<b>C240</b>					<b>SLK320</b>				
V6 2.6L 2597cc	112.912		3643	23643	V6 3.2L 3199cc			3643	23643
<b>C32 AMG</b>					<b>VANEO</b>				
V6 3.2L 3199cc Super Charged			3643	23643	L4 1.9L 1898cc M166 (Mex.)			N/A <sup>61</sup>	N/A <sup>61</sup>

See pages 13-16 for footnotes.

*Italicized Part Numbers May Not Be Available.*  
 Las piezas con números en *italicas* pueden no estar disponibles.  
 Les numéros de pièce en *italiques* peuvent ne pas être disponibles.

P  
a  
s  
s  
C  
a  
r  
L  
i  
g  
h  
t  
T  
r  
u  
c  
k  
F  
u  
e  
l  
F  
i  
l  
t  
e  
r  
s



MERCEDES BENZ 2001 — MERCURY 2009 Pass Car Light Truck Fuel Filter Section

Year/Año/Année Model/Modelo/Modelé Engine/Motor/Moteur	Eng. Code Código de motor Code moteur	VIN NIV NIV	GOLD Fuel Combustible Carburant	ProSelect Fuel Combustible Carburant	Year/Año/Année Model/Modelo/Modelé Engine/Motor/Moteur	Eng. Code Código de motor Code moteur	VIN NIV NIV	GOLD Fuel Combustible Carburant	ProSelect Fuel Combustible Carburant
<b>MERCEDES BENZ (Cont'd/Suite)</b>					<b>MERCEDES BENZ (Cont'd/Suite)</b>				
<b>2001</b>					<b>2001 (Cont'd/Suite)</b>				
<b>A 160</b>			N/A	N/A	<b>SL500</b>				
L4 1.6L 1598cc M166.960 (Mex.)Automoviles					V8 5.0L 4973cc	113.961		3643	23643
<b>A 190</b>			N/A	N/A	<b>SL600</b>				
L4 1.9L 1898cc M166 (Mex.)Automoviles					V12 6.0L 5987cc	120.983		3643	23643
<b>A140</b>			N/A <sup>61</sup>	N/A <sup>61</sup>	<b>SLK230</b>				
L4 1.6L 1598cc M166.960 (Mex.)					L4 2.3L 2295cc Super Charged	111.983		3643	23643
<b>A190</b>			N/A <sup>61</sup>	N/A <sup>61</sup>	<b>SLK320</b>				
L4 1.9L 1898cc M166 (Mex.)					V6 3.2L 3199cc			3643	23643
<b>C200</b>					<b>MERCURY</b>				
L4 2.0L 1998cc (Mex.)			3643	23643	<b>2011</b>				
<b>C240</b>					<b>GRAND MARQUIS</b>				
V6 2.6L 2597cc			3643	23643	V8 4.6L 281 CID		V	3595 <sup>447</sup>	23595 <sup>447</sup>
<b>C320</b>					<b>MARINER</b>				
V6 3.2L 3199cc			3643	23643	L4 2.5L 152 CID		7	3296	23296
<b>CL500</b>					V6 3.0L 183 CID	99G	G	N/S	N/S
V8 5.0L 4973cc	113.960		3643	23643	<b>MARINER HYBRID</b>				
<b>CL55 AMG</b>					L4 2.5L 152 CID Electric/Gas		3	3296	23296
V8 5.5L 5439cc 335 CID			3643	23643	<b>MILAN</b>				
<b>CL600</b>					L4 2.5L 152 CID		A	N/S	N/S
V12 5.8L 5786cc			3643	23643	V6 3.0L 183 CID	99G	G	N/S	N/S
<b>CLK320</b>					<b>MILAN HYBRID</b>				
V6 3.2L 3199cc	112.940		3643	23643	L4 2.5L 152 CID Electric/Gas		3	N/S	N/S
<b>CLK430</b>					<b>2010</b>				
V8 4.3L 4266cc	113.943		3643	23643	<b>GRAND MARQUIS</b>				
<b>CLK55 AMG</b>					V8 4.6L 281 CID		V	3595 <sup>447</sup>	23595 <sup>447</sup>
V8 5.5L 5439cc 335 CID			3643	23643	<b>MARINER</b>				
<b>E CLASS</b>					L4 2.5L 152 CID	997	7	3296	23296
V8 5.5L 5439cc	113.986		3643	23643	V6 3.0L 183 CID	99G	G	N/S	N/S
<b>E320</b>					<b>MARINER HYBRID</b>				
V6 3.2L 3199cc	112.941		3643	23643	L4 2.5L 152 CID Electric/Gas	993	3	3296	23296
<b>E430</b>					<b>MILAN</b>				
V8 4.3L 4266cc	113.940		3643	23643	L4 2.5L 152 CID		A	N/S	N/S
<b>E55 AMG</b>					V6 3.0L 183 CID	99G	G	N/S	N/S
V8 5.5L 5439cc 335 CID			3643	23643	<b>MILAN HYBRID</b>				
<b>G500</b>					L4 2.5L 152 CID Electric/Gas		3	N/S	N/S
V8 5.0L 4966cc (Mex.)	113.962		3643	23643	<b>MOUNTAINEER</b>				
<b>ML320</b>					V6 4.0L 244 CID		E	3243	23243
V6 3.2L 3199cc	112.942		N/A	N/A	V8 4.6L 281 CID		8	3243	23243
<b>ML430</b>					<b>2009</b>				
V8 4.3L 4266cc	113.942		N/A	N/A	<b>GRAND MARQUIS</b>				
<b>ML55 AMG</b>					V8 4.6L 281 CID		V	3595 <sup>447</sup>	23595 <sup>447</sup>
V8 5.5L 5439cc 335 CID			N/A	N/A	<b>MARINER</b>				
<b>S CLASS</b>					L4 2.5L 152 CID	997	7	3296	23296
V8 5.5L 5439cc	113.986		3643	23643	V6 3.0L 183 CID		G	N/S	N/S
<b>S280</b>					<b>MARINER HYBRID</b>				
V6 2.8L 2799cc (Mex.)	112.922		3643	23643	L4 2.5L 152 CID Electric/Gas	993	3	3296	23296
<b>S430</b>					<b>MILAN</b>				
V8 4.3L 4266cc			3643	23643	L4 2.3L 140 CID	99Z	Z	N/S	N/S
<b>S500</b>					V6 3.0L 183 CID	991	1	N/S	N/S
V8 5.0L 4966cc	113.960		3643	23643	<b>MOUNTAINEER</b>				
<b>S55 AMG</b>					V6 4.0L 244 CID	99E	E	3243	23243
V8 5.5L 5439cc	113.986		3643	23643	V8 4.6L 281 CID	998	8	3243	23243
<b>S600</b>									
V12 5.8L 5786cc			3643	23643					

See pages 13-16 for footnotes.

*Italicized Part Numbers May Not Be Available.*  
Las piezas con números en *italicas* pueden no estar disponibles.  
Les numéros de pièce en *italiques* peuvent ne pas être disponibles.



Pass Car Light Truck Fuel Filter Section

MERCURY 2009-2003

Year/Año/Année Model/Modelo/Modèle Engine/Motor/Moteur	Eng. Code Código de motor Code moteur	VIN NIV NIV	GOLD Fuel Combustible Carburant	ProSelect Fuel Combustible Carburant	Year/Año/Année Model/Modelo/Modèle Engine/Motor/Moteur	Eng. Code Código de motor Code moteur	VIN NIV NIV	GOLD Fuel Combustible Carburant	ProSelect Fuel Combustible Carburant
<b>MERCURY (Cont'd/Suite)</b>					<b>MERCURY (Cont'd/Suite)</b>				
<b>2009 (Cont'd/Suite)</b>					<b>2006 (Cont'd/Suite)</b>				
<b>SABLE</b>					<b>MOUNTAINEER (Cont'd/Suite)</b>				
V6 3.5L 213 CID	99W	W	N/S	N/S	V8 4.6L 281 CID	998	8	3243	23243
<b>2008</b>					<b>2005</b>				
<b>GRAND MARQUIS</b>					<b>GRAND MARQUIS</b>				
V8 4.6L 281 CID	998	V,W	3595 <sup>447</sup>	23595 <sup>447</sup>	V8 4.6L 281 CID	998	W	3595 <sup>447</sup>	23595 <sup>447</sup>
<b>MARINER</b>					<b>MARINER</b>				
L4 2.3L 140 CID	99Z	Z	3296	23296	L4 2.3L 140 CID	99Z	Z	3097 <sup>447</sup>	23097 <sup>447</sup>
V6 3.0L 183 CID	991	1	3296	23296	V6 3.0L 183 CID	991	1	3097 <sup>447</sup>	23097 <sup>447</sup>
<b>MARINER HYBRID</b>					<b>MONTEGO</b>				
L4 2.3L 140 CID Electric/Gas		H	3296	23296	V6 3.0L 183 CID	991	1	3595 <sup>447</sup>	23595 <sup>447</sup>
<b>MILAN</b>					<b>MONTEREY</b>				
L4 2.3L 140 CID	99Z	Z	N/S	N/S	V6 4.2L 256 CID		2	3595 <sup>447</sup>	23595 <sup>447</sup>
V6 3.0L 183 CID	991	1	N/S	N/S	<b>MOUNTAINEER</b>				
<b>MOUNTAINEER</b>					V6 4.0L 244 CID				
V6 4.0L 244 CID	99E	E,K	3243	23243		99E	E	3243	23243
V8 4.6L 281 CID	998	8	3243	23243	V8 4.6L 281 CID	998	W	3243	23243
<b>SABLE</b>					<b>SABLE</b>				
V6 3.5L 213 CID	99W	W	N/S	N/S	V6 3.0L 183 CID	991	S	3097 <sup>447</sup>	23097 <sup>447</sup>
<b>2007</b>					991 U,2 3097 <sup>447</sup> 23097 <sup>447</sup>				
<b>GRAND MARQUIS</b>					<b>2004</b>				
V8 4.6L 281 CID	998	V,W	3595 <sup>447</sup>	23595 <sup>447</sup>	<b>GRAND MARQUIS</b>				
<b>MARINER</b>					V8 4.6L 281 CID				
L4 2.3L 140 CID	99Z	Z	3097 <sup>447</sup>	23097 <sup>447</sup>		998	W	3595 <sup>447</sup>	23595 <sup>447</sup>
V6 3.0L 183 CID	991	1	3097 <sup>447</sup>	23097 <sup>447</sup>	<b>MARAUDER</b>				
<b>MARINER HYBRID</b>					V8 4.6L 281 CID				
L4 2.3L 140 CID Electric/Gas		H	3097 <sup>447</sup>	23097 <sup>447</sup>		998	V	3595 <sup>447</sup>	23595 <sup>447</sup>
<b>MILAN</b>					<b>MONTEREY</b>				
L4 2.3L 140 CID	99Z	Z	N/S	N/S	V6 4.2L 256 CID		2	3595 <sup>447</sup>	23595 <sup>447</sup>
V6 3.0L 183 CID	991	1	N/S	N/S	<b>MOUNTAINEER</b>				
<b>MONTEGO</b>					V6 4.0L 244 CID				
V6 3.0L 183 CID	991	1	3595 <sup>447</sup>	23595 <sup>447</sup>		99E	E	3424 3 Lines 3243 2 Lines	23424 3 Lines 23243 2 Lines
<b>MONTEREY</b>					V8 4.6L 281 CID				
V6 4.2L 256 CID		2	3424	23424		99E	K	3243	23243
<b>MOUNTAINEER</b>					<b>SABLE</b>				
V6 4.0L 244 CID	99E	E,K	3243	23243	V6 3.0L 183 CID	991	S	3097 <sup>447</sup>	23097 <sup>447</sup>
V8 4.6L 281 CID	998	8	3243	23243		991	U,2	3097 <sup>447</sup>	23097 <sup>447</sup>
<b>2006</b>					<b>2003</b>				
<b>GRAND MARQUIS</b>					<b>GRAND MARQUIS</b>				
V8 4.6L 281 CID	998	V,W	3595 <sup>447</sup>	23595 <sup>447</sup>	V8 4.6L 281 CID	998	W	3595 <sup>447</sup>	23595 <sup>447</sup>
<b>MARINER</b>					<b>MARAUDER</b>				
L4 2.3L 140 CID	99Z	Z	3097 <sup>447</sup>	23097 <sup>447</sup>	V8 4.6L 281 CID	998	V	3595 <sup>447</sup>	23595 <sup>447</sup>
V6 3.0L 183 CID	991	1	3097 <sup>447</sup>	23097 <sup>447</sup>	<b>MOUNTAINEER</b>				
<b>MARINER HYBRID</b>					V6 4.0L 244 CID				
L4 2.3L 140 CID Electric/Gas		H	3097 <sup>447</sup>	23097 <sup>447</sup>		99E	E	3424 3 Lines 3243 2 Lines	23424 3 Lines 23243 2 Lines
<b>MILAN</b>					V8 4.6L 281 CID				
L4 2.3L 140 CID	99Z	Z	N/S	N/S		99E	K	3243	23243
V6 3.0L 183 CID	991	1	N/S	N/S		998	W	3424 3 Lines 3243 2 Lines	23424 3 Lines 23243 2 Lines
<b>MONTEGO</b>					<b>SABLE</b>				
V6 3.0L 183 CID	991	1	3595 <sup>447</sup>	23595 <sup>447</sup>	V6 3.0L 183 CID	991	S	3097 <sup>447</sup>	23097 <sup>447</sup>
<b>MONTEREY</b>					991 U,2 3097 <sup>447</sup> 23097 <sup>447</sup>				
V6 4.2L 256 CID		2	3424	23424	<b>2003</b>				
<b>MOUNTAINEER</b>					<b>GRAND MARQUIS</b>				
V6 4.0L 244 CID	99E	E	3243	23243	V8 4.6L 281 CID	998	W	3595 <sup>447</sup>	23595 <sup>447</sup>

See pages 13-16 for footnotes.

*Italicized Part Numbers May Not Be Available.*  
 Las piezas con números en *italicas* pueden no estar disponibles.  
 Les numéros de pièce en *italiques* peuvent ne pas être disponibles.

P  
a  
s  
s  
C  
a  
r  
L  
i  
g  
h  
t  
T  
r  
u  
c  
k  
F  
u  
e  
l  
F  
i  
l  
t  
e  
r  
s





MERCURY 2002 — MINI 2019

Pass Car Light Truck Fuel Filter Section

Year/Año/Année Model/Modelo/Modèle Engine/Motor/Moteur	Eng. Code Código de motor Code moteur	VIN NIV NIV	GOLD Fuel Combustible Carburant	ProSelect Fuel Combustible Carburant	Year/Año/Année Model/Modelo/Modèle Engine/Motor/Moteur	Eng. Code Código de motor Code moteur	VIN NIV NIV	GOLD Fuel Combustible Carburant	ProSelect Fuel Combustible Carburant
<b>MERCURY (Cont'd/Suite)</b>					<b>MINI (Cont'd/Suite)</b>				
<b>2002</b>					<b>2022 (Cont'd/Suite)</b>				
<b>COUGAR</b>					<b>COOPER CLUBMAN S</b>				
L4 2.0L 1989cc		3	3097 <sup>447</sup>	23097 <sup>447</sup>	L4 2.0L 1998cc Turbo			N/S	N/S
V6 2.5L 2544cc		G.L	3097 <sup>447</sup>	23097 <sup>447</sup>				N/S	N/S
<b>GRAND MARQUIS</b>					<b>COOPER COUNTRYMAN</b>				
V8 4.6L 281 CID	998	W	3595 <sup>447</sup>	23595 <sup>447</sup>	L3 1.5 Turbo			N/S	N/S
<b>MOUNTAINEER</b>					<b>COOPER COUNTRYMAN S</b>				
V6 4.0L 244 CID	99E	E	3424	23424	L4 2.0L 1998cc Turbo			N/S	N/S
	99E	K	3233	23233	<b>COOPER JCW</b>				
V8 4.6L 281 CID	998	W	3424	23424	L4 2.0L 1998cc Turbo			N/S	N/S
<b>SABLE</b>					<b>Electric</b>				
V6 3.0L 183 CID	991	S	3097 <sup>447</sup>	23097 <sup>447</sup>	0L Electric			N/S	N/S
	991	U	3097 <sup>447</sup>	23097 <sup>447</sup>	<b>2021</b>				
<b>VILLAGER</b>					<b>COOPER</b>				
V6 3.3L 3275cc		T	3023	23023	L3 1.5 Turbo			N/S	N/S
<b>2001</b>					<b>COOPER CLUBMAN</b>				
<b>COUGAR</b>					<b>COOPER CLUBMAN S</b>				
L4 2.0L 1989cc		3	3097 <sup>447</sup>	23097 <sup>447</sup>	L4 2.0L 1998cc Turbo			N/S	N/S
V6 2.5L 2544cc		G.L	3097 <sup>447</sup>	23097 <sup>447</sup>	L3 1.5 Turbo			N/S	N/S
<b>GRAND MARQUIS</b>					<b>COOPER COUNTRYMAN</b>				
V8 4.6L 281 CID	998	W,X	3595 <sup>447</sup>	23595 <sup>447</sup>	L4 2.0L 1998cc Turbo			N/S	N/S
<b>MOUNTAINEER</b>					<b>COOPER COUNTRYMAN S</b>				
V6 4.0L 244 CID	99E	E	3595 <sup>447</sup>	23595 <sup>447</sup>	L3 1.5 Turbo			N/S	N/S
V8 5.0L 302 CID		P	3595	23595	<b>COOPER COUNTRYMAN S</b>				
<b>SABLE</b>					<b>COOPER JCW</b>				
V6 3.0L 183 CID	991	S	3957	23957	L4 2.0L 1998cc Turbo			N/S	N/S
	991	U,2	3957	23957	L4 2.0L 1998cc Turbo			N/S	N/S
<b>VILLAGER</b>					<b>Electric</b>				
V6 3.3L 3275cc		T	3023	23023	0L Electric			N/S	N/S
<b>MINI</b>					<b>2020</b>				
<b>2023</b>					<b>COOPER</b>				
<b>COOPER</b>					<b>COOPER</b>				
L3 1.5 Turbo			N/A	N/A	L3 1.5 Turbo			N/S	N/S
L4 2.0L 1998cc Turbo			N/S	N/S	L4 2.0L 1998cc Turbo			N/S	N/S
<b>COOPER CLUBMAN</b>					<b>COOPER CLUBMAN</b>				
L3 1.5 Turbo			N/S	N/S	L3 1.5 Turbo			N/S	N/S
			N/S	N/S				N/S	N/S
<b>COOPER CLUBMAN S</b>					<b>COOPER CLUBMAN S</b>				
L4 2.0L 1998cc Turbo			N/S	N/S	L4 2.0L 1998cc Turbo			N/S	N/S
			N/S	N/S				N/S	N/S
<b>COOPER COUNTRYMAN</b>					<b>COOPER COUNTRYMAN</b>				
L3 1.5 Turbo			N/S	N/S	L3 1.5 Turbo			N/S	N/S
<b>COOPER COUNTRYMAN S</b>					<b>COOPER COUNTRYMAN S</b>				
L4 2.0L 1998cc Turbo			N/S	N/S	L4 2.0L 1998cc Turbo			N/S	N/S
<b>COOPER JCW</b>					<b>COOPER JCW</b>				
L4 2.0L 1998cc Turbo			N/S	N/S	L4 2.0L 1998cc Turbo			N/S	N/S
<b>Electric</b>					<b>Electric</b>				
0L Electric			N/S	N/S	0L Electric			N/S	N/S
<b>2022</b>					<b>2019</b>				
<b>COOPER</b>					<b>COOPER</b>				
L3 1.5 Turbo			N/S	N/S	L3 1.5 Turbo			N/S	N/S
L4 2.0L 1998cc Turbo			N/S	N/S	<b>COOPER CLUBMAN</b>				
<b>COOPER CLUBMAN</b>					<b>COOPER CLUBMAN</b>				
L3 1.5 Turbo			N/S	N/S	L3 1.5 Turbo			N/S	N/S
			N/S	N/S				N/S	N/S

See pages 13-16 for footnotes.

Italicized Part Numbers May Not Be Available.  
Las piezas con números en *italicas* pueden no estar disponibles.  
Les numéros de pièce en *italiques* peuvent ne pas être disponibles.



Pass Car Light Truck Fuel Filter Section

MINI 2019-2014

Year/Año/Année Model/Modelo/Modèle Engine/Motor/Moteur	Eng. Code Código de motor Code moteur	VIN NIV NIV	GOLD Fuel Combustible Carburant	ProSelect Fuel Combustible Carburant	Year/Año/Année Model/Modelo/Modèle Engine/Motor/Moteur	Eng. Code Código de motor Code moteur	VIN NIV NIV	GOLD Fuel Combustible Carburant	ProSelect Fuel Combustible Carburant
<b>MINI (Cont'd/Suite)</b>					<b>MINI (Cont'd/Suite)</b>				
<b>2019 (Cont'd/Suite)</b>					<b>2016 (Cont'd/Suite)</b>				
<b>COOPER CLUBMAN S</b>					<b>COOPER CLUBMAN</b>				
L4 2.0L 1998cc Turbo			N/S N/S	N/S N/S	L3 1.5 Turbo			N/S N/S	N/S N/S
<b>COOPER COUNTRYMAN</b>					<b>COOPER CLUBMAN S</b>				
L3 1.5 Turbo			N/S	N/S	L4 2.0L 1998cc Turbo			N/S N/S	N/S N/S
<b>COOPER COUNTRYMAN Hybrid</b>					<b>COOPER COUNTRYMAN</b>				
L3 1.5L 1500CC 92CID Turbo			N/S	N/S	L4 1.6L 1598cc	N16B16A		N/S	N/S
<b>COOPER COUNTRYMAN S</b>					<b>COOPER COUNTRYMAN John Cooper Works</b>				
L4 2.0L 1998cc Turbo			N/S	N/S	L4 1.6L 1598cc Turbo	N18B16A		N/S	N/S
<b>COOPER JCW</b>					<b>COOPER COUNTRYMAN S</b>				
L4 2.0L 1998cc Turbo			N/S	N/S	L4 1.6L 1598cc Turbo	N18B16A		N/S	N/S
<b>COOPER S</b>					<b>COOPER John Cooper Works</b>				
L4 2.0L 1998cc Turbo			N/S	N/S	L4 1.6L 1598cc Turbo	N18B16C		N/S	N/S
<b>2018</b>					<b>2015</b>				
<b>COOPER</b>					<b>COOPER</b>				
L3 1.5 Turbo			N/S	N/S	L3 1.5L 1499CC Turbo			N/S	N/S
L4 2.0L 1998cc Turbo			N/S	N/S	L4 1.6L 1598cc	N16B16A		N/S	N/S
<b>COOPER CLUBMAN</b>					<b>COOPER COUNTRYMAN</b>				
L3 1.5 Turbo			N/S N/S	N/S N/S	L4 2.0L 1998cc Turbo			N/S	N/S
<b>COOPER CLUBMAN S</b>					<b>COOPER COUNTRYMAN John Cooper Works</b>				
L4 2.0L 1998cc Turbo			N/S N/S	N/S N/S	L4 1.6L 1598cc Turbo	N18B16A		N/S	N/S
<b>COOPER COUNTRYMAN</b>					<b>PACEMAN</b>				
L3 1.5 Turbo			N/S	N/S	L4 1.6L 1598cc	N16B16A		N/S	N/S
<b>COOPER COUNTRYMAN Hybrid</b>					<b>PACEMAN John Cooper Works</b>				
L3 1.5L 1500CC 92CID Turbo			N/S	N/S	L4 1.6L 1598cc Turbo	N18B16A		N/S	N/S
<b>COOPER COUNTRYMAN S</b>					<b>PACEMAN S</b>				
L4 2.0L 1998cc Turbo			N/S	N/S	L4 1.6L 1598cc Turbo	N18B16A		N/S	N/S
<b>COOPER JCW</b>					<b>2014</b>				
L4 2.0L 1998cc Turbo			N/S	N/S	<b>COOPER</b>				
<b>2017</b>					<b>L3 1.5L 1499CC Turbo</b>				
<b>COOPER</b>					L3 1.5 Turbo			N/A	N/A
L3 1.5 Turbo			N/A	N/A	<b>L4 1.6L 1598cc</b>				
<b>COOPER CLUBMAN</b>					L4 2.0L 1998cc Turbo			N/S	N/S
L3 1.5 Turbo			N/S N/S	N/S N/S	<b>COOPER COUNTRYMAN</b>				
<b>COOPER CLUBMAN S</b>					L4 1.6L 1598cc	N16B16A		N/S	N/S
L4 2.0L 1998cc Turbo			N/S N/S	N/S N/S	<b>COOPER COUNTRYMAN S</b>				
<b>COOPER COUNTRYMAN</b>					L4 1.6L 1598cc Turbo	N18B16A		N/S	N/S
L3 1.5 Turbo			N/S	N/S	<b>COOPER S</b>				
<b>COOPER COUNTRYMAN S</b>					L4 1.6L 1598cc Turbo	N18B16A		N/S	N/S
L4 2.0L 1998cc Turbo			N/S	N/S	<b>PACEMAN</b>				
<b>COOPER JCW</b>					L4 1.6L 1598cc	N16B16A		N/S	N/S
L4 2.0L 1998cc Turbo			N/S	N/S	<b>PACEMAN S</b>				
<b>COOPER S</b>					L4 1.6L 1598cc Turbo	N18B16A		N/S	N/S
L4 2.0L 1998cc Turbo			N/S	N/S	<b>2014</b>				
<b>2016</b>					<b>COOPER</b>				
<b>COOPER</b>					L3 1.5L 1499CC Turbo			N/S	N/S
L3 1.5 Turbo			N/S	N/S	L4 1.6L 1598cc	N16B16A		N/S	N/S
L3 1.5L 1500CC 92CID Turbo	N14B16A		N/S	N/S	L4 1.6L 1598cc Turbo	N18B16C		N/S	N/S
L4 1.6L 1598cc Turbo			N/S	N/S	L4 2.0L 1998cc Turbo			N/S	N/S
<b>COOPER CLUBMAN</b>					<b>COOPER Clubman</b>				
<b>COOPER CLUBMAN S</b>					L4 1.6L 1598cc	N16B16A		N/S	N/S
L4 2.0L 1998cc Turbo			N/S	N/S	<b>COOPER COUNTRYMAN</b>				
<b>COOPER COUNTRYMAN</b>					L4 1.6L 1598cc	N16B16A		N/S	N/S
L3 1.5 Turbo			N/S	N/S	<b>COOPER COUNTRYMAN John Cooper Works</b>				
<b>COOPER COUNTRYMAN S</b>					L4 1.6L 1598cc Turbo	N18B16C		N/S	N/S
L4 2.0L 1998cc Turbo			N/S	N/S	<b>COOPER COUNTRYMAN S</b>				
<b>COOPER JCW</b>					L4 1.6L 1598cc Turbo	N18B16A		N/S	N/S
L4 2.0L 1998cc Turbo			N/S	N/S	<b>COOPER S</b>				
<b>COOPER S</b>					L4 1.6L 1598cc Turbo	N18B16A		N/S	N/S
L4 2.0L 1998cc Turbo			N/S	N/S	<b>COOPER S</b>				
<b>2016</b>					<b>L4 1.6L 1598cc Turbo</b>				
<b>COOPER</b>					L4 1.6L 1598cc Turbo	N18B16A		N/S	N/S
L3 1.5 Turbo			N/S	N/S	<b>COOPER S</b>				
L3 1.5L 1500CC 92CID Turbo			N/S	N/S	L4 1.6L 1598cc Turbo	N18B16A		N/S	N/S
L4 1.6L 1598cc Turbo			N/S	N/S	<b>COOPER S</b>				
<b>COOPER CLUBMAN</b>					L4 1.6L 1598cc Turbo	N18B16A		N/S	N/S
<b>COOPER CLUBMAN S</b>					<b>COOPER S</b>				
L4 2.0L 1998cc Turbo			N/S	N/S	L4 1.6L 1598cc Turbo	N18B16A		N/S	N/S

See pages 13-16 for footnotes.

*Italicized Part Numbers May Not Be Available.*  
 Las piezas con números en *italicas* pueden no estar disponibles.  
 Les numéros de pièce en *italiques* peuvent ne pas être disponibles.

P  
a  
s  
s  
C  
a  
r  
L  
i  
g  
h  
t  
T  
r  
u  
c  
k  
F  
u  
e  
l  
F  
i  
l  
t  
e  
r  
s



MINI 2014-2007

Pass Car Light Truck Fuel Filter Section

Year/Año/Année Model/Modelo/Modèle Engine/Motor/Moteur	Eng. Code Código de motor Code moteur	VIN NIV NIV	GOLD Fuel Combustible Carburant	ProSelect Fuel Combustible Carburant	Year/Año/Année Model/Modelo/Modèle Engine/Motor/Moteur	Eng. Code Código de motor Code moteur	VIN NIV NIV	GOLD Fuel Combustible Carburant	ProSelect Fuel Combustible Carburant
<b>MINI (Cont'd/Suite)</b>					<b>MINI (Cont'd/Suite)</b>				
<b>2014 (Cont'd/Suite)</b>					<b>2011 (Cont'd/Suite)</b>				
<b>PACEMAN</b>					<b>COOPER Clubman</b>				
L4 1.6L 1598cc	N16B16A		N/S	N/S	L4 1.6L 1598cc	N16B16A		N/S	N/S
<b>PACEMAN John Cooper Works</b>					<b>COOPER COUNTRYMAN</b>				
L4 1.6L 1598cc Turbo	N18B16C		N/S	N/S	L4 1.6L 1598cc	N16B16A		N/S	N/S
<b>PACEMAN S</b>					<b>COOPER COUNTRYMAN S</b>				
L4 1.6L 1598cc Turbo	N18B16A		N/S	N/S	L4 1.6L 1598cc Turbo	N18B16A		N/S	N/S
<b>2013</b>					<b>2010</b>				
<b>CLUBMAN JCW</b>					<b>COOPER JCW</b>				
L4 1.6L 1598cc Turbo	N18B16C		N/S	N/S	L4 1.6L 1598cc Turbo	N14B16C		N/S	N/S
<b>CLUBMAN S</b>					<b>COOPER S</b>				
L4 1.6L 1598cc Turbo	N18B16A		N/S	N/S	L4 1.6L 1598cc Turbo	N18B16A		N/S	N/S
<b>COOPER</b>					<b>2009</b>				
L4 1.6L 1598cc	N16B16A		N/S	N/S	<b>CLUBMAN JCW</b>				
<b>COOPER Clubman</b>					L4 1.6L 1598cc Turbo				
L4 1.6L 1598cc	N16B16A		N/S	N/S	N14B16C				
<b>COOPER COUNTRYMAN</b>					<b>CLUBMAN S</b>				
L4 1.6L 1598cc	N16B16A		N/S	N/S	L4 1.6L 1598cc Turbo				
<b>COOPER COUNTRYMAN S</b>					<b>COOPER</b>				
L4 1.6L 1598cc Turbo	N18B16A		N/S	N/S	L4 1.6L 1598cc				
<b>COOPER JCW</b>					<b>COOPER Clubman</b>				
L4 1.6L 1598cc Turbo	N18B16C		N/S	N/S	L4 1.6L 1598cc				
<b>COOPER S</b>					<b>COOPER JCW</b>				
L4 1.6L 1598cc Turbo	N18B16A		N/S	N/S	L4 1.6L 1598cc Turbo				
<b>PACEMAN</b>					<b>COOPER S</b>				
L4 1.6L 1598cc	N16B16A		N/S	N/S	L4 1.6L 1598cc Turbo				
<b>PACEMAN John Cooper Works</b>					<b>2008</b>				
L4 1.6L 1598cc Turbo	N18B16C		N/S	N/S	<b>CLUBMAN S</b>				
<b>PACEMAN S</b>					L4 1.6L 1598cc Turbo				
L4 1.6L 1598cc Turbo	N18B16A		N/S	N/S	N14B16A				
<b>2012</b>					<b>COOPER</b>				
<b>CLUBMAN JCW</b>					L4 1.6L 1598cc				
L4 1.6L 1598cc Turbo	N14B16C		N/S	N/S	N12B16A				
<b>CLUBMAN S</b>					<b>COOPER Clubman</b>				
L4 1.6L 1598cc Turbo	N18B16A		N/S	N/S	L4 1.6L 1598cc				
<b>COOPER</b>					<b>COOPER JCW</b>				
L4 1.6L 1598cc	N16B16A		N/S	N/S	L4 1.6L 1598cc Turbo				
<b>COOPER Clubman</b>					<b>COOPER S</b>				
L4 1.6L 1598cc	N16B16A		N/S	N/S	L4 1.6L 1598cc Turbo				
<b>COOPER COUNTRYMAN</b>					<b>2007</b>				
L4 1.6L 1598cc	N16B16A		N/S	N/S	<b>COOPER</b>				
<b>COOPER COUNTRYMAN S</b>					L4 1.6L 1598cc				
L4 1.6L 1598cc Turbo	N18B16A		N/S	N/S	N12B16A				
<b>COOPER JCW</b>					<b>COOPER Clubman</b>				
L4 1.6L 1598cc Turbo	N14B16C		N/S	N/S	L4 1.6L 1598cc				
<b>COOPER S</b>					<b>COOPER S</b>				
L4 1.6L 1598cc Turbo	N18B16A		N/S	N/S	L4 1.6L 1598cc Super Charged				
<b>2011</b>					L4 1.6L 1598cc Turbo				
<b>CLUBMAN JCW</b>					N14B16A				
L4 1.6L 1598cc Turbo	N14B16C		N/S	N/S	N18B16A				
<b>CLUBMAN S</b>					<b>COOPER</b>				
L4 1.6L 1598cc Turbo	N18B16A		N/S	N/S	L4 1.6L 1598cc				
<b>COOPER</b>					N16B16A				
L4 1.6L 1598cc	N16B16A		N/S	N/S	N12B16A				
<b>2010</b>					W10B16A				
<b>CLUBMAN JCW</b>					N/S				
L4 1.6L 1598cc Turbo	N14B16C		N/S	N/S	N/S				
<b>CLUBMAN S</b>					N/S				
L4 1.6L 1598cc Turbo	N18B16A		N/S	N/S	N/S				
<b>COOPER</b>					N/S				
L4 1.6L 1598cc	N16B16A		N/S	N/S	N/S				

See pages 13-16 for footnotes.

*Italicized Part Numbers May Not Be Available.*  
Las piezas con números en *italicas* pueden no estar disponibles.  
Les numéros de pièce en *italiques* peuvent ne pas être disponibles.



Pass Car Light Truck Fuel Filter Section

MINI 2007 — MITSUBISHI 2020

Year/Año/Année Model/Modelo/Modèle Engine/Motor/Moteur	Eng. Code Código de motor Code moteur	VIN NIV NIV	GOLD Fuel Combustible Carburant	ProSelect Fuel Combustible Carburant	Year/Año/Année Model/Modelo/Modèle Engine/Motor/Moteur	Eng. Code Código de motor Code moteur	VIN NIV NIV	GOLD Fuel Combustible Carburant	ProSelect Fuel Combustible Carburant
<b>MINI (Cont'd/Suite)</b>					<b>MITSUBISHI (Cont'd/Suite)</b>				
<b>2007 (Cont'd/Suite)</b>					<b>2023 (Cont'd/Suite)</b>				
<b>COOPER S</b>					<b>RVR (Cont'd/Suite)</b>				
L4 1.6L 1598cc Super Charged	W11B16A		N/S	N/S	L4 2.4L 2360cc 144 CID	4B12		N/S	N/S
L4 1.6L 1598cc Turbo	N14B16A		N/S	N/S				N/S	N/S
<b>2006</b>					<b>2022</b>				
<b>COOPER</b>					<b>Eclipse Cross</b>				
L4 1.6L 1598cc	N12B16A W10B16A		N/S	N/S	L4 1.5L 1500CC 92CID Turbo	4B40TC		N/S	N/S
<b>COOPER S</b>					<b>MIRAGE</b>				
L4 1.6L 1598cc Super Charged	W11B16A		N/S	N/S	L3 1.2L 1193cc 73 CID	3A92		N/S	N/S
<b>2005</b>					<b>Mirage G4</b>				
<b>COOPER</b>					L3 1.2L 1193cc 73 CID				
L4 1.6L 1598cc	N12B16A W10B16A		N/S	N/S		3A92		N/A	N/A
<b>COOPER S</b>					<b>OUTLANDER</b>				
L4 1.6L 1598cc Super Charged	W11B16A		N/S	N/S	L4 2.5L 2500CC 153CID			N/S	N/S
<b>2004</b>					<b>Outlander PHEV Hybrid</b>				
<b>COOPER</b>					L4 2.4L 2360CC 146CID				
L4 1.6L 1598cc	N12B16A W10B16A		N/S	N/S	<b>OUTLANDER SPORT</b>				
<b>COOPER S</b>					L4 2.0L 1998cc 122 CID				
L4 1.6L 1598cc Super Charged	W11B16A		N/S	N/S	L4 2.4L 2360cc 144 CID	4B11	U	N/A	N/A
<b>2003</b>					<b>RVR</b>				
<b>COOPER</b>					L4 2.0L 1998cc 122 CID				
L4 1.6L 1598cc	N12B16A W10B16A		N/S	N/S	L4 2.4L 2360cc 144 CID	4B12		N/S	N/S
<b>COOPER S</b>					<b>2021</b>				
L4 1.6L 1598cc Super Charged	W11B16A		N/S	N/S	<b>Eclipse Cross</b>				
<b>2002</b>					L4 1.5L 1500CC 92CID Turbo				
<b>COOPER</b>					L4 2.4L 2360cc 144 CID				
L4 1.6L 1598cc	N12B16A W10B16A		N/S	N/S	<b>MIRAGE</b>				
<b>COOPER S</b>					L3 1.2L 1193cc 73 CID				
L4 1.6L 1598cc Super Charged	W11B16A		N/S	N/S	<b>Mirage G4</b>				
<b>2001</b>					L3 1.2L 1193cc 73 CID				
<b>COOPER</b>					<b>OUTLANDER</b>				
L4 1.6L 1598cc	N12B16A W10B16A		N/S	N/S	L4 2.4L 2360cc 144 CID	4B12		N/A	N/A
<b>COOPER S</b>					V6 3.0L 2998cc 182 CID				
L4 1.6L 1598cc Super Charged	W11B16A		N/S	N/S	<b>Outlander PHEV Hybrid</b>				
<b>2000</b>					L4 2.0L 1997cc				
<b>COOPER</b>					<b>OUTLANDER SPORT</b>				
L4 1.6L 1598cc	N12B16A W10B16A		N/S	N/S	L4 2.0L 1998cc 122 CID	4B11	U	N/A	N/A
<b>COOPER S</b>					L4 2.4L 2360cc 144 CID				
L4 1.6L 1598cc Super Charged	W11B16A		N/S	N/S	L4 2.4L 2360cc 144 CID	4B12		N/S	N/S
<b>1999</b>					<b>2020</b>				
<b>MITSUBISHI</b>					<b>Eclipse Cross</b>				
<b>2023</b>					L4 1.5L 1500CC 92CID Turbo				
<b>Eclipse Cross</b>					<b>MIRAGE</b>				
L4 1.5L 1500CC 92CID Turbo	4B40TC		N/S	N/S	L3 1.2L 1193cc 73 CID	3A92		N/S	N/S
<b>MIRAGE</b>					<b>Mirage G4</b>				
L3 1.2L 1193cc 73 CID	3A92		N/S	N/S	L3 1.2L 1193cc 73 CID	3A92		N/A	N/A
<b>Mirage G4</b>					<b>OUTLANDER</b>				
L3 1.2L 1193cc 73 CID	3A92		N/A	N/A	L4 2.5L 2500CC 153CID			N/S	N/S
<b>OUTLANDER</b>					<b>Outlander PHEV Hybrid</b>				
L4 2.5L 2500CC 153CID			N/S	N/S	L4 2.4L 2360CC 146CID			N/S	N/S
<b>Outlander PHEV Hybrid</b>					<b>OUTLANDER SPORT</b>				
L4 2.4L 2360CC 146CID			N/S	N/S	L4 2.0L 1998cc 122 CID	4B11	U	N/A	N/A
<b>OUTLANDER SPORT</b>					L4 2.4L 2360cc 144 CID				
L4 2.0L 1998cc 122 CID	4B11	U	N/A	N/A	L4 2.4L 2360cc 144 CID	4B12		N/S	N/S
L4 2.4L 2360cc 144 CID	4B12		N/S	N/S	<b>RVR</b>				
<b>RVR</b>					L4 2.0L 1998cc 122 CID				
L4 2.0L 1998cc 122 CID	4B11	U	N/A	N/A	L4 2.4L 2360cc 144 CID	4B12		N/S	N/S
L4 2.4L 2360cc 144 CID	4B12		N/S	N/S	<b>2019</b>				
<b>2018</b>					<b>Eclipse Cross</b>				
<b>Eclipse Cross</b>					L4 1.5L 1500CC 92CID Turbo				
L4 1.5L 1500CC 92CID Turbo	4B40TC		N/S	N/S	<b>MIRAGE</b>				
<b>MIRAGE</b>					L3 1.2L 1193cc 73 CID				
L3 1.2L 1193cc 73 CID	3A92		N/S	N/S	<b>Mirage G4</b>				
<b>Mirage G4</b>					L3 1.2L 1193cc 73 CID				
L3 1.2L 1193cc 73 CID	3A92		N/A	N/A	<b>OUTLANDER</b>				
<b>OUTLANDER</b>					L4 2.4L 2360cc 144 CID				
L4 2.4L 2360cc 144 CID	4B12		N/A	N/A	V6 3.0L 2998cc 182 CID	6B31		N/A	N/A
<b>Outlander PHEV Hybrid</b>					<b>Outlander PHEV Hybrid</b>				
L4 2.0L 1997cc			N/S	N/S	L4 2.0L 1997cc			N/S	N/S

See pages 13-16 for footnotes.

*Italicized Part Numbers May Not Be Available.*  
 Las piezas con números en *italicas* pueden no estar disponibles.  
 Les numéros de pièce en *italiques* peuvent ne pas être disponibles.



Year/Año/Année Model/Modelo/Modèle Engine/Motor/Moteur	Eng. Code Código de motor Code moteur	VIN NIV NIV	GOLD Fuel Combustible Carburant	ProSelect Fuel Combustible Carburant	Year/Año/Année Model/Modelo/Modèle Engine/Motor/Moteur	Eng. Code Código de motor Code moteur	VIN NIV NIV	GOLD Fuel Combustible Carburant	ProSelect Fuel Combustible Carburant
<b>MITSUBISHI (Cont'd/Suite)</b>					<b>MITSUBISHI (Cont'd/Suite)</b>				
<b>2020 (Cont'd/Suite)</b>					<b>2017 (Cont'd/Suite)</b>				
<b>OUTLANDER SPORT</b>					<b>LANCER</b>				
L4 2.0L 1998cc 122 CID	4B11	U	N/A	N/A	L4 2.0L 1998cc 122 CID	4B11	U	N/S	N/S
L4 2.4L 2360cc 144 CID	4B12		N/S	N/S	L4 2.4L 2360cc 144 CID	4B12		N/S	N/S
<b>RVR</b>					<b>LANCER SPORTBACK</b>				
L4 2.0L 1998cc 122 CID	4B11	U	N/A	N/A	L4 2.0L 1998cc 122 CID	4B11		N/S	N/S
L4 2.4L 2360cc 144 CID	4B12		N/S	N/S	<b>MIRAGE</b>				
<b>2019</b>					L3 1.2L 1193cc 73 CID				
<b>Eclipse Cross</b>					Mirage G4				
L4 1.5L 1500CC 92CID Turbo	4B40TC		N/S	N/S	L3 1.2L 1193cc 73 CID	3A92		N/S	N/S
<b>MIRAGE</b>					<b>Mirage G4</b>				
L3 1.2L 1193cc 73 CID	3A92		N/S	N/S	L3 1.2L 1193cc 73 CID	3A92		N/A	N/A
<b>OUTLANDER</b>					<b>OUTLANDER</b>				
L4 2.4L 2360cc 144 CID	4B12		N/A	N/A	L4 2.4L 2360cc 144 CID	4B12	3	N/A	N/A
V6 3.0L 2998cc 182 CID	6B31		N/A	N/A	V6 3.0L 2998cc 182 CID	6B31		N/A	N/A
<b>Outlander PHEV Hybrid</b>					<b>OUTLANDER SPORT</b>				
L4 2.0L 1997cc			N/S	N/S	L4 2.0L 1998cc 122 CID	4B11	U	N/A	N/A
<b>OUTLANDER SPORT</b>					L4 2.4L 2360cc 144 CID				
L4 2.0L 1998cc 122 CID	4B11	U	N/A	N/A	<b>RVR</b>				
L4 2.4L 2360cc 144 CID	4B12		N/S	N/S	L4 2.0L 1998cc 122 CID	4B11	U	N/A	N/A
<b>RVR</b>					L4 2.4L 2360cc 144 CID				
L4 2.0L 1998cc 122 CID	4B11	U	N/A	N/A	4B12			N/A	N/A
L4 2.4L 2360cc 144 CID	4B12		N/S	N/S	<b>2016</b>				
<b>2018</b>					<b>L200</b>				
<b>Eclipse Cross</b>					L4 2.5L 2477cc 136 HP Diesel (Mex.)				
L4 1.5L 1500CC 92CID Turbo	4B40TC		N/S	N/S				3128 308429 <sup>275</sup>	N/A N/A <sup>275</sup>
<b>L200</b>					<b>LANCER</b>				
L4 2.5L 2477cc 136 HP Diesel (Mex.)			3128 308429 <sup>275</sup>	N/A N/A <sup>275</sup>	L4 2.0L 1998cc 122 CID	4B11		N/S	N/S
<b>MIRAGE</b>					L4 2.4L 2360cc 144 CID				
L3 1.2L 1193cc 73 CID	3A92		N/S	N/S	4B12			N/S	N/S
<b>Mirage G4</b>					<b>LANCER SPORTBACK</b>				
L3 1.2L 1193cc 73 CID	3A92		N/A	N/A	L4 2.0L 1998cc 122 CID	4B11		N/S	N/S
<b>OUTLANDER</b>					<b>MIRAGE</b>				
L4 2.4L 2360cc 144 CID	4B12		N/A	N/A	L3 1.2L 1193cc 73 CID	3A92		N/S	N/S
V6 3.0L 2998cc 182 CID	6B31		N/A	N/A	<b>MONTERO</b>				
<b>Outlander PHEV</b>					V6 3.8L 3828cc (Mex.)				
L4 2.0L 1997cc			N/S	N/S	6G75			N/S	N/S
<b>OUTLANDER SPORT</b>					<b>OUTLANDER</b>				
L4 2.0L 1998cc 122 CID	4B11	U	N/A	N/A	L4 2.4L 2360cc 144 CID	4B12	3	N/A	N/A
L4 2.4L 2360cc 144 CID	4B12		N/S	N/S	V6 3.0L 2998cc 182 CID	6B31		N/A	N/A
<b>RVR</b>					<b>OUTLANDER SPORT</b>				
L4 2.0L 1998cc 122 CID	4B11	U	N/A	N/A	L4 2.0L 1998cc 122 CID	4B11	U	N/A	N/A
L4 2.4L 2360cc 144 CID	4B12		N/S	N/S	L4 2.4L 2360cc 144 CID	4B12		N/A	N/A
<b>2017</b>					<b>RVR</b>				
<b>L200</b>					L4 2.0L 1998cc 122 CID				
L4 2.5L 2477cc 136 HP Diesel (Mex.)			3128 308429 <sup>275</sup>	N/A N/A <sup>275</sup>	L4 2.4L 2360cc 144 CID	4B11	U	N/A	N/A
<b>LANCER</b>					L4 2.4L 2360cc 144 CID				
L4 2.0L 1998cc 122 CID	4B11		N/S	N/S	4B12	3		N/A	N/A
L4 2.0L 1998cc 122 CID Turbo	4B11		N/S	N/S	<b>2015</b>				
L4 2.4L 2360cc 144 CID	4B12		N/S	N/S	<b>L200</b>				
<b>LANCER SPORTBACK</b>					L4 2.5L 2477cc 136 HP Diesel (Mex.)				
L4 2.0L 1998cc 122 CID	4B11		N/S	N/S				3128 308429 <sup>275</sup>	N/A N/A <sup>275</sup>
<b>MIRAGE</b>					<b>LANCER</b>				
L3 1.2L 1193cc 73 CID	3A92		N/S	N/S	L4 2.0L 1998cc 122 CID	4B11		N/S	N/S
<b>2017</b>					L4 2.0L 1998cc 122 CID Turbo				
<b>L200</b>					L4 2.4L 2360cc 144 CID				
L4 2.5L 2477cc 136 HP Diesel (Mex.)			3128 308429 <sup>275</sup>	N/A N/A <sup>275</sup>	4B12			N/S	N/S
<b>LANCER</b>					<b>LANCER SPORTBACK</b>				
L4 2.0L 1998cc 122 CID	4B11		N/S	N/S	L4 2.0L 1998cc 122 CID	4B11		N/S	N/S
L4 2.0L 1998cc 122 CID Turbo	4B11		N/S	N/S	<b>MIRAGE</b>				
L4 2.4L 2360cc 144 CID	4B12		N/S	N/S	L3 1.2L 1193cc 73 CID	3A92		N/S	N/S

See pages 13-16 for footnotes.



Pass Car Light Truck Fuel Filter Section

MITSUBISHI 2015-2011

Year/Año/Année Model/Modelo/Modèle Engine/Motor/Moteur	Eng. Code Código de motor Code moteur	VIN NIV NIV	GOLD Fuel Combustible Carburant	ProSelect Fuel Combustible Carburant	Year/Año/Année Model/Modelo/Modèle Engine/Motor/Moteur	Eng. Code Código de motor Code moteur	VIN NIV NIV	GOLD Fuel Combustible Carburant	ProSelect Fuel Combustible Carburant
<b>MITSUBISHI (Cont'd/Suite)</b>					<b>MITSUBISHI (Cont'd/Suite)</b>				
<b>2015 (Cont'd/Suite)</b>					<b>2012 (Cont'd/Suite)</b>				
<b>MONTERO</b>					<b>ECLIPSE SPYDER</b>				
V6 3.8L 3828cc (Mex.)	6G75		N/S	N/S	L4 2.4L 2378cc	4G69	F	N/S	N/S
<b>OUTLANDER</b>					V6 3.8L 3828cc	6G75	T	N/S	N/S
L4 2.4L 2360cc 144 CID	4B12		N/S	N/S	<b>GALANT</b>				
V6 3.0L 2998cc 182 CID	6B31		N/S	N/S	L4 2.4L 2378cc				
<b>OUTLANDER SPORT</b>					L4 2.4L 2378cc				
L4 2.0L 1998cc 122 CID	4B11		N/S	N/S	<b>I-MIEV</b>				
<b>RVR</b>					Electric Electric				
L4 2.0L 1998cc 122 CID	4B11	U	N/S	N/S	Y4F1				
L4 2.4L 2360cc 144 CID	4B12	3	N/S	N/S	1				
<b>2014</b>					<b>L200</b>				
<b>L200</b>					L4 2.5L 2477cc 136 HP Diesel (Mex.)				
L4 2.5L 2477cc 136 HP Diesel (Mex.)			3128 308429 <sup>275</sup>	N/A N/A <sup>275</sup>	L4 2.5L 2477cc 136 HP Diesel (Mex.)				
<b>LANCER</b>					L4 2.0L 1998cc 122 CID				
L4 2.0L 1998cc 122 CID	4B11		N/S	N/S	4B11				
L4 2.0L 1998cc 122 CID Turbo	4B11		N/S	N/S	U				
L4 2.4L 2360cc 144 CID	4B12		N/S	N/S	<b>LANCER EVOLUTION</b>				
<b>LANCER SPORTBACK</b>					L4 2.0L 1998cc Turbo				
L4 2.0L 1998cc 122 CID	4B11		N/S	N/S	4B11T				
<b>MIRAGE</b>					<b>LANCER RALLIART</b>				
L3 1.2L 1193cc 73 CID	3A92		N/S	N/S	L4 2.0L 1998cc Turbo				
<b>OUTLANDER</b>					4B11T				
L4 2.4L 2360cc 144 CID	4B12	3	N/S	N/S	V				
V6 3.0L 2998cc 182 CID	6B31		N/S	N/S	<b>LANCER SPORTBACK</b>				
<b>OUTLANDER SPORT</b>					L4 2.0L 1998cc Turbo				
L4 2.0L 1998cc 122 CID	4B11		N/S	N/S	4B11T				
<b>RVR</b>					L4 2.4L 2360cc 144 CID				
L4 2.0L 1998cc 122 CID	4B11	U	N/S	N/S	4B12				
<b>2013</b>					<b>OUTLANDER</b>				
<b>I-MIEV</b>					L4 2.4L 2360cc 144 CID				
Electric Electric	Y4F1	1	N/R	N/R	V6 3.0L 2998cc 182 CID				
<b>L200</b>					4B12				
L4 2.5L 2477cc 136 HP Diesel (Mex.)			3128 308429 <sup>275</sup>	N/A N/A <sup>275</sup>	6B31				
<b>LANCER</b>					<b>OUTLANDER SPORT</b>				
L4 2.0L 1998cc 122 CID	4B11	U	N/S	N/S	L4 2.0L 1998cc 122 CID				
L4 2.4L 2360cc 144 CID	4B12	W	N/S	N/S	4B11				
<b>LANCER EVOLUTION</b>					4				
L4 2.0L 1998cc Turbo	4B11T	V	N/S	N/S	<b>RVR</b>				
<b>LANCER SPORTBACK</b>					L4 2.0L 1998cc 122 CID				
L4 2.0L 1998cc 122 CID	4B11	U	N/S	N/S	4B11				
<b>OUTLANDER</b>					<b>2011</b>				
L4 2.4L 2360cc 144 CID	4B12		N/S	N/S	<b>ASX</b>				
V6 3.0L 2998cc 182 CID	6B31		N/S	N/S	L4 2.0L 1998cc MIVEC (Mex.)				
<b>OUTLANDER SPORT</b>					<b>ECLIPSE</b>				
L4 2.0L 1998cc 122 CID	4B11		N/S	N/S	L4 2.4L 2378cc				
<b>RVR</b>					V6 3.8L 3828cc				
L4 2.0L 1998cc 122 CID	4B11	U	N/S	N/S	4G69				
<b>2012</b>					<b>ECLIPSE SPYDER</b>				
<b>ECLIPSE</b>					L4 2.4L 2378cc				
L4 2.4L 2378cc	4G69	F	N/S	N/S	4G69				
V6 3.8L 3828cc	6G75	T	N/S	N/S	6G75				
<b>LANCER</b>					<b>ENDEAVOR</b>				
L4 2.0L 1998cc 122 CID	4B11	U	N/S	N/S	V6 3.8L 3828cc				
L4 2.4L 2360cc 144 CID	4B12	W	N/S	N/S	6G75				
<b>LANCER EVOLUTION</b>					<b>GALANT</b>				
L4 2.0L 1998cc Turbo	4B11T	V	N/S	N/S	L4 2.4L 2378cc				
<b>LANCER SPORTBACK</b>					4G69				
L4 2.0L 1998cc 122 CID	4B11	U	N/S	N/S	F				
<b>OUTLANDER</b>					<b>L200</b>				
L4 2.4L 2360cc 144 CID	4B12		N/S	N/S	L4 2.5L 2477cc 136 HP Diesel (Mex.)				
V6 3.0L 2998cc 182 CID	6B31		N/S	N/S	4B11				
<b>OUTLANDER SPORT</b>					U				
L4 2.0L 1998cc 122 CID	4B11		N/S	N/S	N/S				
<b>RVR</b>					N/A N/A <sup>275</sup>				
L4 2.0L 1998cc 122 CID	4B11	U	N/S	N/S	<b>LANCER</b>				
<b>2012</b>					L4 2.0L 1998cc				
<b>ECLIPSE</b>					L4 2.4L 2360cc 144 CID				
L4 2.4L 2378cc	4G69	F	N/S	N/S	4B11				
V6 3.8L 3828cc	6G75	T	N/S	N/S	4B12				
<b>LANCER RALLIART</b>					<b>LANCER EVOLUTION</b>				
L4 2.0L 1998cc 122 CID Turbo	4B11T	V	N/S	N/S	L4 2.0L 1998cc Turbo				
L4 2.0L 1998cc Turbo	4B11T	V	N/S	N/S	4B11T				
<b>LANCER EVOLUTION MR TOURING</b>					<b>LANCER EVOLUTION GSR</b>				
L4 2.0L 1998cc Turbo	4B11T	V	N/S	N/S	L4 2.0L 1998cc Turbo				
<b>LANCER RALLIART</b>					4B11T				
L4 2.0L 1998cc 122 CID Turbo	4B11	V	N/S	N/S	V				
L4 2.0L 1998cc Turbo	4B11T	V	N/S	N/S	V				

See pages 13-16 for footnotes.

*Italicized Part Numbers May Not Be Available.*  
 Las piezas con números en *italicas* pueden no estar disponibles.  
 Les numéros de pièce en *italiques* peuvent ne pas être disponibles.

Pass Car Light Truck Fuel Filters



Year/Año/Année Model/Modelo/Modèle Engine/Motor/Moteur	Eng. Code Código de motor Code moteur	VIN NIV NIV	GOLD Fuel Combustible Carburant	ProSelect Fuel Combustible Carburant	Year/Año/Année Model/Modelo/Modèle Engine/Motor/Moteur	Eng. Code Código de motor Code moteur	VIN NIV NIV	GOLD Fuel Combustible Carburant	ProSelect Fuel Combustible Carburant
<b>MITSUBISHI (Cont'd/Suite)</b>					<b>MITSUBISHI (Cont'd/Suite)</b>				
<b>2011 (Cont'd/Suite)</b>					<b>2009 (Cont'd/Suite)</b>				
<b>LANCER SPORTBACK</b>					<b>GALANT (Cont'd/Suite)</b>				
L4 2.0L 1998cc Turbo	4B11T	V	N/S	N/S	V6 3.8L 3828cc	6G75	S,T	N/S	N/S
L4 2.4L 2360cc 144 CID	4B12	W	N/S	N/S	<b>L200</b>				
<b>MONTERO</b>					L4 2.5L 2477cc 136 HP Diesel (Mex.)				
V6 3.8L 3800cc (Mex.)			N/R	N/R				3128 308429 <sup>275</sup>	N/A N/A <sup>275</sup>
<b>MONTERO SPORT</b>					<b>LANCER</b>				
V6 3.5L 3500cc (Mex.)			3580	23580	L4 2.0L 1998cc	4B11	U	N/S	N/S
<b>OUTLANDER</b>					L4 2.4L 2360cc 144 CID				
L4 2.4L 2360cc 144 CID	4B12	W	N/S	N/S	<b>LANCER RALLIART</b>				
V6 3.0L 2998cc 182 CID	6B31	X	N/S	N/S	L4 2.0L 1998cc Turbo				
<b>OUTLANDER SPORT</b>					L4 2.0L 1998cc Turbo				
L4 2.0L 1998cc 122 CID	4B11	4	N/S	N/S	<b>OUTLANDER</b>				
<b>RVR</b>					L4 2.4L 2360cc 144 CID				
L4 2.0L 1998cc 122 CID	4B11	U	N/S	N/S	V6 3.0L 2998cc 182 CID				
<b>2010</b>					<b>RAIDER</b>				
<b>ECLIPSE</b>					V6 3.7L 225 CID				
L4 2.4L 2378cc	4G69	F	N/S	N/S	<b>2008</b>				
V6 3.8L 3828cc	6G75	T	N/S	N/S	<b>ECLIPSE</b>				
<b>ECLIPSE SPYDER</b>					L4 2.4L 2378cc				
L4 2.4L 2378cc	4G69	F	N/S	N/S	V6 3.8L 3828cc				
V6 3.8L 3828cc	6G75	T	N/S	N/S	<b>ECLIPSE SPYDER</b>				
<b>ENDEAVOR</b>					L4 2.4L 2378cc				
V6 3.8L 3828cc	6G75	S	N/S	N/S	V6 3.8L 3828cc				
<b>GALANT</b>					<b>ENDEAVOR</b>				
L4 2.4L 2378cc	4G69	F	N/S	N/S	V6 3.8L 3828cc				
<b>L200</b>					<b>GALANT</b>				
L4 2.5L 2477cc 136 HP Diesel (Mex.)			3128 308429 <sup>275</sup>	N/A N/A <sup>275</sup>	L4 2.4L 2378cc				
<b>LANCER</b>					V6 3.8L 3828cc				
L4 2.0L 1998cc	4B11	U	N/S	N/S	L4 2.4L 2378cc				
L4 2.4L 2360cc 144 CID	4B12	W	N/S	N/S	V6 3.8L 3828cc				
<b>LANCER EVOLUTION</b>					<b>L200</b>				
L4 2.0L 1998cc Turbo	4B11T	V	N/S	N/S	L4 2.4 2400cc (Mex.)				
<b>LANCER RALLIART</b>					L4 2.5L 2477cc 136 HP Diesel (Mex.)				
L4 2.0L 1998cc Turbo	4B11T	V	N/S	N/S	L200 DIESEL				
<b>LANCER SPORTBACK</b>					L4 2.4 2400cc (Mex.)				
L4 2.0L 1998cc Turbo	4B11T	V	N/S	N/S	<b>LANCER</b>				
L4 2.4L 2360cc 144 CID	4B12	W	N/S	N/S	L4 2.0L 1998cc				
<b>MONTERO</b>					<b>LANCER EVOLUTION</b>				
V6 3.8L 3828CC 234CID (Mex.)			N/S	N/S	L4 2.0L 1998cc Turbo				
<b>OUTLANDER</b>					<b>MONTERO SPORT</b>				
L4 2.4L 2360cc 144 CID	4B12	W	N/S	N/S	V6 3.5L 3497cc (Mex.)				
V6 3.0L 2998cc 182 CID	6B31	X	N/S	N/S				3580 N/A <sup>139</sup>	23580 N/A <sup>139</sup>
<b>2009</b>					<b>OUTLANDER</b>				
<b>ECLIPSE</b>					L4 2.4L 2360cc 144 CID				
L4 2.4L 2378cc	4G69	F	N/S	N/S	V6 3.0L 2998cc 182 CID				
V6 3.8L 3828cc	6G75	T	N/S	N/S	<b>RAIDER</b>				
<b>ECLIPSE SPYDER</b>					V6 3.7L 225 CID				
L4 2.4L 2378cc	4G69	F	N/S	N/S	<b>2007</b>				
V6 3.8L 3828cc	6G75	T	N/S	N/S	<b>ECLIPSE</b>				
<b>ENDEAVOR</b>					L4 2.4L 2378cc				
V6 3.8L 3828cc	6G75	S	N/S	N/S	V6 3.8L 3828cc				
<b>GALANT</b>					<b>ECLIPSE SPYDER</b>				
L4 2.4L 2378cc	4G69	F	N/S	N/S	L4 2.4L 2378cc				
<b>2007</b>					V6 3.8L 3828cc				
<b>ECLIPSE</b>					<b>ENDEAVOR</b>				
L4 2.4L 2378cc	4G69	F	N/S	N/S	V6 3.8L 3828cc				
V6 3.8L 3828cc	6G75	T	N/S	N/S	<b>GALANT</b>				
<b>ECLIPSE SPYDER</b>					L4 2.4L 2378cc				
L4 2.4L 2378cc	4G69	F	N/S	N/S	V6 3.8L 3828cc				
V6 3.8L 3828cc	6G75	T	N/S	N/S	<b>ENDEAVOR</b>				
<b>ENDEAVOR</b>					V6 3.8L 3828cc				
V6 3.8L 3828cc	6G75	S	N/S	N/S	L4 2.4L 2378cc				
<b>GALANT</b>					V6 3.8L 3828cc				
L4 2.4L 2378cc	4G69	F	N/S	N/S	L4 2.4L 2378cc				

See pages 13-16 for footnotes.

*Italicized Part Numbers May Not Be Available.*  
 Las piezas con números en *italicas* pueden no estar disponibles.  
 Les numéros de pièce en *italiques* peuvent ne pas être disponibles.





Pass Car Light Truck Fuel Filter Section

MITSUBISHI 2007-2003

Year/Año/Année Model/Modelo/Modèle Engine/Motor/Moteur	Eng. Code Código de motor Code moteur	VIN NIV NIV	GOLD Fuel Combustible Carburant	ProSelect Fuel Combustible Carburant	Year/Año/Année Model/Modelo/Modèle Engine/Motor/Moteur	Eng. Code Código de motor Code moteur	VIN NIV NIV	GOLD Fuel Combustible Carburant	ProSelect Fuel Combustible Carburant
<b>MITSUBISHI (Cont'd/Suite)</b>					<b>MITSUBISHI (Cont'd/Suite)</b>				
<b>2007 (Cont'd/Suite)</b>					<b>2005 (Cont'd/Suite)</b>				
<b>GALANT</b>					<b>GALANT (Cont'd/Suite)</b>				
L4 2.4L 2378cc	4G69	F	N/S	N/S	V6 3.8L 3828cc	6G75	S	N/S	N/S
V6 3.8L 3828cc	6G75	S,T	N/S	N/S	<b>L200</b>				
<b>L200</b>					L4 2.5L (4D56) Diesel (Mex.)				
L4 2.5L (4D56) Diesel (Mex.)			308429 <sup>275</sup> 3128	N/A <sup>275</sup> N/A	<b>L300</b>				
<b>L300</b>					L4 2.5L (4D56) Diesel (Mex.)				
L4 2.5L (4D56) Diesel (Mex.)			3128	N/A	<b>LANCER</b>				
<b>LANCER</b>					L4 2.0L 1998cc				
L4 2.0L 1998cc	4G94	E	N/S	N/S	L4 2.4L 2378cc		F	N/S	N/S
<b>MONTERO SPORT</b>					<b>LANCER EVOLUTION</b>				
V6 3.5L 3497cc (Mex.)			3580 N/A <sup>139</sup>	23580 N/A <sup>139</sup>	L4 2.0L 1997cc Turbo				
<b>OUTLANDER</b>					L4 2.0L 1997cc Turbo				
V6 3.0L 2998cc 182 CID	6B31	X	N/S	N/S	<b>LANCER EVOLUTION MR</b>				
<b>RAIDER</b>					L4 2.0L 1997cc Turbo				
V6 3.7L 225 CID		K	N/S	N/S	<b>LANCER SPORTBACK</b>				
V8 4.7L 287 CID		N,P	N/S	N/S	L4 2.4L 2378cc		F	N/S	N/S
<b>2006</b>					<b>MONTERO</b>				
<b>ECLIPSE</b>					L4 2.5L (4D56) Diesel (Mex.)				
L4 2.4L 2378cc		F	N/S	N/S	V6 3.8L 3828cc 234CID			3128	N/A
V6 3.8L 3828cc	6G75	T	N/S	N/S	<b>MONTERO SPORT</b>				
<b>ENDEAVOR</b>					V6 3.5L 3497cc (Mex.)				
V6 3.8L 3828cc	6G75	S	N/S	N/S				3580 N/A <sup>139</sup>	23580 N/A <sup>139</sup>
<b>GALANT</b>					<b>OUTLANDER</b>				
L4 2.4L 2378cc		F	N/S	N/S	L4 2.4L 2378cc				
V6 3.8L 3828cc	6G75	S	N/S	N/S			F	N/S	N/S
<b>L200</b>					<b>2004</b>				
L4 2.5L (4D56) Diesel (Mex.)			3128	N/A	<b>ECLIPSE</b>				
<b>L300</b>					L4 2.4L 2351cc				
L4 2.5L (4D56) Diesel (Mex.)			3128	N/A	V6 3.0L 2972cc	6G72	H	N/S	N/S
<b>LANCER</b>					<b>ENDEAVOR</b>				
L4 2.0L 1998cc	4G94	E	N/S	N/S	V6 3.8L 3828CC 234CID				
L4 2.4L 2378cc		F	N/S	N/S	<b>GALANT</b>				
<b>LANCER EVOLUTION</b>					L4 2.4L 2351cc				
L4 2.0L 1997cc Turbo	4G63	C	N/S	N/S	V6 3.8L 3828cc	6G75	S	N/S	N/S
<b>MONTERO</b>					<b>L200</b>				
V6 3.8L 3828cc	6G75	S	N/S	N/S	L4 2.5L (4D56) Diesel (Mex.)			3128	N/A
<b>MONTERO SPORT</b>					<b>L300</b>				
V6 3.5L 3497cc (Mex.)			3580 N/A <sup>139</sup>	23580 N/A <sup>139</sup>	L4 2.5L (4D56) Diesel (Mex.)			3128	N/A
<b>OUTLANDER</b>					<b>LANCER</b>				
L4 2.4L 2378cc		F	N/S	N/S	L4 2.0L 1998cc				
<b>RAIDER</b>					<b>LANCER EVOLUTION</b>				
V6 3.7L 225 CID		K	N/S	N/S	L4 2.0L 1997cc Turbo				
V8 4.7L 287 CID		N	N/S	N/S	<b>LANCER SPORTBACK</b>				
<b>2005</b>					L4 2.4L 2351cc				
<b>ECLIPSE</b>					<b>MONTERO</b>				
L4 2.4L 2351cc	4G64	G	N/S	N/S	L4 2.5L (4D56) Diesel (Mex.)			3128	N/A
V6 3.0L 2972cc	6G72	H	N/S	N/S	V6 3.8L 3828CC 234CID			N/S	N/S
<b>ENDEAVOR</b>					<b>MONTERO SPORT</b>				
V6 3.8L 3828cc	6G75	S	N/S	N/S	V6 3.5L 3497cc		R	3580 <sup>138</sup>	23580 <sup>138</sup>
<b>GALANT</b>					<b>OUTLANDER</b>				
L4 2.4L 2378cc		F	N/S	N/S	L4 2.4L 2351cc				
<b>2003</b>					<b>ECLIPSE</b>				
<b>ECLIPSE</b>					L4 2.4L 2351cc				
L4 2.4L 2351cc	4G64	G	N/S	N/S	V6 3.0L 2972cc	6G72	H	N/S	N/S
V6 3.0L 2972cc	6G72	H	N/S	N/S					

See pages 13-16 for footnotes.

*Italicized Part Numbers May Not Be Available.*  
 Las piezas con números en *italicas* pueden no estar disponibles.  
 Les numéros de pièce en *italiques* peuvent ne pas être disponibles.

P  
a  
s  
s  
C  
a  
r  
L  
i  
g  
h  
t  
T  
r  
u  
c  
k  
F  
u  
e  
l  
F  
i  
l  
t  
e  
r  
s



Year/Año/Année Model/Modelo/Modèle Engine/Motor/Moteur	Eng. Code Código de motor Code moteur	VIN NIV NIV	GOLD Fuel Combustible Carburant	ProSelect Fuel Combustible Carburant	Year/Año/Année Model/Modelo/Modèle Engine/Motor/Moteur	Eng. Code Código de motor Code moteur	VIN NIV NIV	GOLD Fuel Combustible Carburant	ProSelect Fuel Combustible Carburant
<b>MITSUBISHI (Cont'd/Suite)</b>					<b>MITSUBISHI (Cont'd/Suite)</b>				
<b>2003 (Cont'd/Suite)</b>					<b>2001 (Cont'd/Suite)</b>				
<b>GALANT</b>					<b>MIRAGE (Cont'd/Suite)</b>				
L4 2.4L 2351cc	4G64	G	N/S	N/S	L4 1.8L 1834cc	4G93	C	3553 <sup>138</sup>	23553 <sup>138</sup>
V6 3.0L 2972cc	6G72	L	N/S	N/S	<b>MONTERO</b>				
<b>L200</b>					L4 2.5L (4D56) Diesel (Mex.)				
L4 2.5L (4D56) Diesel (Mex.)			3128	N/A	V6 3.5L 3497cc		R	N/S	N/S
<b>L300</b>					<b>MONTERO SPORT</b>				
L4 2.5L (4D56) Diesel (Mex.)			3128	N/A	V6 3.0L 2972cc	6G72	H	3580 <sup>138</sup>	23580 <sup>138</sup>
<b>LANCER</b>					V6 3.5L 3497cc		R	3580 <sup>138</sup>	23580 <sup>138</sup>
L4 2.0L 1998cc		E	N/S	N/S	<b>MOBILITY VENTURES</b>				
<b>LANCER EVOLUTION</b>					<b>2017</b>				
L4 2.0L 1997cc Turbo	4G63	F	N/S	N/S	<b>MV-1</b>				
<b>MONTERO</b>					V6 3.7L 3700CC 226CID				
L4 2.5L (4D56) Diesel (Mex.)			3128	N/A				N/S	N/S
V6 3.8L 3828CC 234CID			N/S	N/S	<b>2016</b>				
<b>MONTERO SPORT</b>					<b>MV-1</b>				
V6 3.0L 2972cc	6G72	H	3580 <sup>138</sup>	23580 <sup>138</sup>	V6 3.7L 3700CC 226CID				
V6 3.5L 3497cc		R	3580 <sup>138</sup>	23580 <sup>138</sup>				N/S	N/S
<b>OUTLANDER</b>					<b>2015</b>				
L4 2.4L 2351cc	4G64	G	N/S	N/S	<b>MV-1</b>				
<b>2002</b>					V6 3.7L 3700CC 226CID				
<b>ECLIPSE</b>					V8 4.6L 4600CC 281CID				
L4 2.4L 2351cc	4G64	G	N/S	N/S				N/S	N/S
V6 3.0L 2972cc	6G72	H	N/S	N/S	<b>2014</b>				
<b>GALANT</b>					<b>MV-1</b>				
L4 2.4L 2351cc	4G64	G	N/S	N/S	V8 4.6L 4600CC 281CID				
V6 3.0L 2972cc	6G72	L	N/S	N/S				N/S	N/S
<b>L200</b>					<b>2013</b>				
L4 2.5L (4D56) Diesel (Mex.)			3128	N/A	<b>MV-1</b>				
<b>L300</b>					V8 4.6L 4600CC 281CID				
L4 2.5L (4D56) Diesel (Mex.)			3128	N/A				N/S	N/S
<b>LANCER</b>					<b>2012</b>				
L4 2.0L 1998cc		E	N/S	N/S	<b>MV-1</b>				
<b>MIRAGE</b>					V8 4.6L 4600CC 281CID				
L4 1.5L 1468cc	4G15	A	3553 <sup>138</sup>	23553 <sup>138</sup>				N/S	N/S
L4 1.8L 1834cc	4G93	C	3553 <sup>138</sup>	23553 <sup>138</sup>	<b>2011</b>				
<b>MONTERO</b>					<b>MV-1</b>				
L4 2.5L (4D56) Diesel (Mex.)		R	3128	N/A	V8 4.6L 4600CC 281CID				
V6 3.5L 3497cc			N/S	N/S	<b>NISSAN</b>				
<b>MONTERO SPORT</b>					<b>2023</b>				
V6 3.0L 2972cc	6G72	H	3580 <sup>138</sup>	23580 <sup>138</sup>	<b>ALTIMA</b>				
V6 3.5L 3497cc		R	3580 <sup>138</sup>	23580 <sup>138</sup>	L4 2.0L 2000CC 122CID Turbo	VC-Turbo		N/S	N/S
<b>2001</b>					L4 2.5L 2500CC 153CID	QR25DE		N/S	N/S
<b>ECLIPSE</b>					<b>ARMADA</b>				
L4 2.4L 2351cc	4G64	G	N/S	N/S	V8 5.6L 5552cc				
V6 3.0L 2972cc	6G72	H	N/S	N/S	VK56DE				
<b>GALANT</b>					<b>FRONTIER</b>				
L4 2.4L 2351cc	4G64	G	N/S	N/S	V6 3.8L 3800CC 232CID				
V6 3.0L 2972cc	6G72	H	N/S	N/S	VQ38DD				
<b>L200</b>					<b>KICKS</b>				
L4 2.5L (4D56) Diesel (Mex.)			3128	N/A	L4 1.6L 1618cc Turbo				
<b>L300</b>					MR16DDT				
L4 2.5L (4D56) Diesel (Mex.)			3128	N/A	<b>MAXIMA</b>				
<b>MIRAGE</b>					V6 3.5L 3498cc				
L4 1.5L 1468cc	4G15	A	3553 <sup>138</sup>	23553 <sup>138</sup>	VQ35DE				
<b>2000</b>					<b>MURANO</b>				
<b>ECLIPSE</b>					V6 3.5L 3498cc				
L4 2.4L 2351cc	4G64	G	N/S	N/S	VQ35DE				
V6 3.0L 2972cc	6G72	H	N/S	N/S	<b>PATHFINDER</b>				
<b>GALANT</b>					V6 3.5L 3500CC 214CID				
L4 2.4L 2351cc	4G64	G	N/S	N/S	VQ35DD				
V6 3.0L 2972cc	6G72	H	N/S	N/S	<b>ROGUE</b>				
<b>L200</b>					L3 1.5L 1500CC 92CID Turbo				
L4 2.5L (4D56) Diesel (Mex.)			3128	N/A	KR15DDT				
<b>L300</b>									
L4 2.5L (4D56) Diesel (Mex.)			3128	N/A					

See pages 13-16 for footnotes.



Pass Car Light Truck Fuel Filter Section

NISSAN 2023-2020

Year/Año/Année Model/Modelo/Modèle Engine/Motor/Moteur	Eng. Code Código de motor Code moteur	VIN NIV NIV	GOLD Fuel Combustible Carburant	ProSelect Fuel Combustible Carburant	Year/Año/Année Model/Modelo/Modèle Engine/Motor/Moteur	Eng. Code Código de motor Code moteur	VIN NIV NIV	GOLD Fuel Combustible Carburant	ProSelect Fuel Combustible Carburant
<b>NISSAN (Cont'd/Suite)</b>					<b>NISSAN (Cont'd/Suite)</b>				
<b>2023</b> (Cont'd/Suite)					<b>2021</b> (Cont'd/Suite)				
<b>Rogue Sport</b>					<b>FRONTIER</b>				
L4 2.0L 1997cc			N/S	N/S	V6 3.8L 3800CC 232CID	VQ38DD		N/S	N/S
<b>SENTRA</b>					<b>GT-R</b>				
L4 2.0L 2000CC 122CID	MR20DD		N/S	N/S	V6 3.8L 3799cc Turbo	VR38DETT		N/S	N/S
<b>TITAN</b>					<b>KICKS</b>				
V8 5.6L 5552cc	VK56DE		N/S	N/S	L4 1.6L 1618cc Turbo	MR16DDT		N/S	N/S
<b>TITAN XD</b>					<b>LEAF</b>				
V8 5.6L 5552cc	VK56DE		N/S	N/S	Electric Electric	EM57		N/R	N/R
<b>VERSA</b>					<b>MAXIMA</b>				
L4 1.6L 1598cc	HR16DE		N/S	N/S	V6 3.5L 3498cc	VQ35DE		N/S	N/S
<b>Z</b>					<b>MURANO</b>				
V6 3.0L 2997CC 183CID Turbo	VR30DDTT		N/S	N/S	V6 3.5L 3498cc	VQ35DE		N/S	N/S
<b>2022</b>					<b>NV1500</b>				
<b>ALTIMA</b>					V6 4.0L 3954cc				
L4 2.0L 2000CC 122CID Turbo	VC-Turbo		N/S	N/S	V6 4.0L 3954cc	VQ40DE		N/S	N/S
L4 2.5L 2500CC 153CID	QR25DE		N/S	N/S	V8 5.6L 5552cc	VK56DE		N/S	N/S
<b>ARMADA</b>					<b>NV200</b>				
V8 5.6L 5552cc	VK56DE		N/S	N/S	L4 2.0L 1997cc	MR20DE		N/S	N/S
<b>FRONTIER</b>					<b>NV2500</b>				
V6 3.8L 3800CC 232CID	VQ38DD		N/S	N/S	V6 4.0L 3954cc	VQ40DE		N/S	N/S
<b>GT-R</b>					V8 5.6L 5552cc				
V6 3.8L 3799cc Turbo	VR38DETT		N/S	N/S	V6 4.0L 3954cc	VQ40DE		N/S	N/S
			N/S	N/S	V8 5.6L 5552cc	VK56DE		N/S	N/S
<b>KICKS</b>					<b>PATHFINDER</b>				
L4 1.6L 1618cc Turbo	MR16DDT		N/S	N/S	V6 3.5L 3498cc	VQ35DE		N/S	N/S
<b>LEAF</b>					<b>QASHQAI</b>				
Electric Electric	EM57		N/R	N/R	L4 2.0L 1997cc			N/S	N/S
<b>MAXIMA</b>					<b>ROGUE</b>				
V6 3.5L 3498cc	VQ35DE		N/S	N/S	L4 2.5L 2500cc	QR25DE		N/S	N/S
<b>MURANO</b>					<b>Rogue Sport</b>				
V6 3.5L 3498cc	VQ35DE		N/S	N/S	L4 2.0L 1997cc			N/S	N/S
<b>PATHFINDER</b>					<b>SENTRA</b>				
V6 3.5L 3500CC 214CID	VQ35DD		N/S	N/S	L4 1.6L 1618cc Turbo			N/S	N/S
<b>QASHQAI</b>					L4 1.8L 1798cc				
L4 2.0L 1997cc			N/S	N/S	L4 2.0L 2000CC 122CID	MRA8DE		N/S	N/S
			N/S	N/S		MR20DD		N/S	N/S
<b>ROGUE</b>					<b>TITAN</b>				
L3 1.5L 1500CC 92CID Turbo	KR15DDT		N/S	N/S	V8 5.6L 5552cc	VK56DE		N/S	N/S
<b>Rogue Sport</b>					<b>TITAN XD</b>				
L4 2.0L 1997cc			N/S	N/S	V8 5.6L 5552cc	VK56DE		N/S	N/S
<b>SENTRA</b>					<b>VERSA</b>				
L4 2.0L 2000CC 122CID	MR20DD		N/S	N/S	L4 1.6L 1598cc	HR16DE		N/S	N/S
<b>TITAN</b>					<b>2020</b>				
V8 5.6L 5552cc	VK56DE		N/S	N/S	<b>370Z</b>				
<b>TITAN XD</b>					V6 3.7L 3696cc				
V8 5.6L 5552cc	VK56DE		N/S	N/S	V6 3.7L 3696cc	VQ37VHR		N/S	N/S
<b>VERSA</b>					<b>ALTIMA</b>				
L4 1.6L 1598cc	HR16DE		N/S	N/S	L4 2.0L 2000CC 122CID Turbo	VC-Turbo		N/S	N/S
			N/S	N/S	L4 2.5L 2500CC 153CID	QR25DE		N/S	N/S
<b>2021</b>					<b>ARMADA</b>				
<b>ALTIMA</b>					V8 5.6L 5552cc				
L4 2.0L 2000CC 122CID Turbo	VC-Turbo		N/S	N/S	V8 5.6L 5552cc	VK56DE		N/S	N/S
L4 2.5L 2500CC 153CID	QR25DE		N/S	N/S	<b>FRONTIER</b>				
<b>ARMADA</b>					L4 2.5L 2500cc				
V8 5.6L 5552cc	VK56DE		N/S	N/S	V6 3.8L 3800CC 232CID	VQ38DD		N/S	N/S
			N/S	N/S	V6 4.0L 3954cc	VQ40DE		N/S	N/S

See pages 13-16 for footnotes.

*Italicized Part Numbers May Not Be Available.*  
 Las piezas con números en *italicas* pueden no estar disponibles.  
 Les numéros de pièce en *italiques* peuvent ne pas être disponibles.



NISSAN 2020-2018

Pass Car Light Truck Fuel Filter Section

Year/Año/Année Model/Modelo/Modèle Engine/Motor/Moteur	Eng. Code Código de motor Code moteur	VIN NIV NIV	GOLD Fuel Combustible Carburant	ProSelect Fuel Combustible Carburant	Year/Año/Année Model/Modelo/Modèle Engine/Motor/Moteur	Eng. Code Código de motor Code moteur	VIN NIV NIV	GOLD Fuel Combustible Carburant	ProSelect Fuel Combustible Carburant
<b>NISSAN (Cont'd/Suite)</b>					<b>NISSAN (Cont'd/Suite)</b>				
<b>2020 (Cont'd/Suite)</b>					<b>2019 (Cont'd/Suite)</b>				
<b>GT-R</b>					<b>GT-R</b>				
V6 3.8L 3799cc Turbo	VR38DETT		N/S	N/S	V6 3.8L 3799cc Turbo	VR38DETT		N/S	N/S
<b>KICKS</b>					<b>KICKS</b>				
L4 1.6L 1618cc Turbo	MR16DDT		N/S	N/S	L4 1.6L 1618cc Turbo	MR16DDT		N/S	N/S
<b>LEAF</b>					<b>LEAF</b>				
Electric Electric	EM57		N/R	N/R	Electric Electric	EM57		N/R	N/R
<b>MAXIMA</b>					<b>MAXIMA</b>				
V6 3.5L 3498cc	VQ35DE		N/S	N/S	V6 3.5L 3498cc	VQ35DE		N/S	N/S
<b>MURANO</b>					<b>MICRA</b>				
V6 3.5L 3498cc	VQ35DE		N/S	N/S	L4 1.6L 1598cc	HR16DE		N/S	N/S
<b>NV1500</b>					<b>MURANO</b>				
V6 4.0L 3954cc	VQ40DE		N/S	N/S	V6 3.5L 3498cc	VQ35DE		N/S	N/S
<b>NV200</b>					<b>NV1500</b>				
L4 2.0L 1997cc	MR20DE		N/S	N/S	V6 4.0L 3954cc	VQ40DE		N/S	N/S
<b>NV2500</b>					<b>NV200</b>				
V6 4.0L 3954cc	VQ40DE		N/S	N/S	L4 2.0L 1997cc	MR20DE		N/S	N/S
V8 5.6L 5552cc	VK56DE		N/S	N/S	<b>NV2500</b>				
<b>NV3500</b>					<b>NV3500</b>				
V6 4.0L 3954cc	VQ40DE		N/S	N/S	V6 4.0L 3954cc	VQ40DE		N/S	N/S
V8 5.6L 5552cc	VK56DE		N/S	N/S	V8 5.6L 5552cc	VK56DE		N/S	N/S
<b>PATHFINDER</b>					<b>NV3500</b>				
V6 3.5L 3498cc	VQ35DE		N/S	N/S	V6 4.0L 3954cc	VQ40DE		N/S	N/S
<b>QASHQAI</b>					<b>PATHFINDER</b>				
L4 2.0L 1997cc			N/S	N/S	V8 5.6L 5552cc	VK56DE		N/S	N/S
<b>ROGUE</b>					<b>QASHQAI</b>				
L4 2.0L Electric/Gas			N/S	N/S	L4 2.0L 1997cc			N/S	N/S
L4 2.5L 2500cc	QR25DE		N/S	N/S	<b>ROGUE</b>				
<b>Rogue Sport</b>					<b>ROGUE</b>				
L4 2.0L 1997cc			N/S	N/S	L4 2.0L Electric/Gas			N/S	N/S
<b>SENTRA</b>					<b>SENTRA</b>				
L4 1.6L 1618cc Turbo	MRA8DE		N/S	N/S	L4 2.5L 2500cc	QR25DE		N/S	N/S
L4 1.8L 1798cc	MR20DD		N/S	N/S	<b>Rogue Sport</b>				
L4 2.0L 2000CC 122CID			N/S	N/S	L4 2.0L 1997cc			N/S	N/S
<b>TITAN</b>					<b>TITAN</b>				
V8 5.6L 5552cc	VK56DE		N/S	N/S	L4 1.6L 1618cc Turbo			N/S	N/S
<b>TITAN XD</b>					<b>TITAN XD</b>				
V8 5.6L 5552cc			N/S	N/S	L4 1.8L 1798cc	MRA8DE		N/S	N/S
<b>VERSA</b>					<b>VERSA</b>				
L4 1.6L 1598cc	HR16DE		N/S	N/S	V8 5.0L Turbo Diesel		300442 300441	N/A N/A	N/A
<b>VERSA NOTE</b>					<b>VERSA</b>				
L4 1.6L 1598cc	HR16DE		N/S	N/S	V8 5.6L 5552cc		N/S	N/S	N/S
<b>2019</b>					<b>2019</b>				
<b>370Z</b>					<b>370Z</b>				
V6 3.7L 3696cc	VQ37VHR		N/S	N/S	V6 3.7L 3696cc	VQ37VHR		N/S	N/S
<b>ALTIMA</b>					<b>ALTIMA</b>				
L4 2.0L 2000CC 122CID Turbo	VC-Turbo		N/S	N/S	L4 2.5L 2500cc		A	N/S	N/S
L4 2.5L 2500CC 153CID	QR25DE		N/S	N/S	V6 3.5L 3498cc	VQ35DE	B	N/S	N/S
<b>ARMADA</b>					<b>ARMADA</b>				
V8 5.6L 5552cc	VK56DE		N/S	N/S	V8 5.6L 5552cc	VK56DE		N/S	N/S
<b>FRONTIER</b>					<b>FRONTIER</b>				
L4 2.5L 2500cc	QR25DE		N/S	N/S					
V6 4.0L 3954cc	VQ40DE		N/S	N/S					

See pages 13-16 for footnotes.

*Italicized Part Numbers May Not Be Available.*  
 Las piezas con números en *italicas* pueden no estar disponibles.  
 Les numéros de pièce en *italiques* peuvent ne pas être disponibles.



Pass Car Light Truck Fuel Filter Section

NISSAN 2018-2017

Year/Año/Année Model/Modelo/Modèle Engine/Motor/Moteur	Eng. Code Código de motor Code moteur	VIN NIV NIV	GOLD Fuel Combustible Carburant	ProSelect Fuel Combustible Carburant	Year/Año/Année Model/Modelo/Modèle Engine/Motor/Moteur	Eng. Code Código de motor Code moteur	VIN NIV NIV	GOLD Fuel Combustible Carburant	ProSelect Fuel Combustible Carburant
<b>NISSAN (Cont'd/Suite)</b>					<b>NISSAN (Cont'd/Suite)</b>				
<b>2018 (Cont'd/Suite)</b>					<b>2018 (Cont'd/Suite)</b>				
<b>FRONTIER</b>					<b>VERSA</b>				
L4 2.5L 2500cc	QR25DE		N/S	N/S	L4 1.6L 1598cc	HR16DE		N/S	N/S
V6 4.0L 3954cc	VQ40DE		N/S	N/S	<b>VERSA NOTE</b>				
<b>GT-R</b>					L4 1.6L 1598cc				
V6 3.8L 3799cc Turbo	VR38DETT		N/S	N/S	<b>2017</b>				
<b>KICKS</b>					<b>370Z</b>				
L4 1.6L 1618cc Turbo	MR16DDT		N/S	N/S	V6 3.7L 3696cc	VQ37VHR	A	N/S	N/S
<b>LEAF</b>					<b>ALTIMA</b>				
Electric Electric	EM57		N/R	N/R	L4 2.5L 2500cc		A	N/S	N/S
<b>MAXIMA</b>					V6 3.5L 3498cc				
V6 3.5L 3498cc	VQ35DE		N/S	N/S	<b>ARMADA</b>				
<b>MICRA</b>					V8 5.6L 5552cc				
L4 1.6L 1598cc	HR16DE		N/S	N/S	<b>FRONTIER</b>				
<b>MURANO</b>					L4 2.5L 2500cc				
V6 3.5L 3498cc	VQ35DE		N/S	N/S	V6 4.0L 3954cc	QR25DE		N/S	N/S
<b>NP300</b>					<b>GT-R</b>				
L4 2.5L 2488cc (Mex.)			N/A	N/A	V6 3.8L 3799cc Turbo	VR38DETT		N/S	N/S
<b>NV1500</b>					<b>JUKE</b>				
V6 4.0L 3954cc	VQ40DE		N/S	N/S	L4 1.6L 1618cc Turbo	MR16DDT		N/S	N/S
<b>NV200</b>					<b>KICKS</b>				
L4 2.0L 1997cc	MR20DE		N/S	N/S	L4 1.6L 1598cc (Mex.)				
<b>NV2500</b>					<b>LEAF</b>				
V6 4.0L 3954cc	VQ40DE		N/S	N/S	Electric Electric				
V8 5.6L 5552cc	VK56DE		N/S	N/S	EM57				
<b>NV2500 HD</b>					<b>MARCH</b>				
V6 4.0L		B	N/S	N/S	L4 1.6L 1598cc (Mex.)				
<b>NV3500</b>					<b>MAXIMA</b>				
V6 4.0L 3954cc	VQ40DE		N/S	N/S	V6 3.5L 3498cc				
V8 5.6L 5552cc	VK56DE		N/S	N/S	<b>MICRA</b>				
<b>NV3500 HD</b>					1.2i 12V				
V6 4.0L		B	N/S	N/S	1.2i 12V (Mex.)				
V8 5.6L 5552cc	VK56DE		N/S	N/S	L4 1.6L 1598cc				
<b>PATHFINDER</b>					<b>MURANO</b>				
V6 3.5L 3498cc	VQ35DE		N/S	N/S	V6 3.5L 3498cc				
<b>QASHQAI</b>					<b>NV1500</b>				
L4 2.0L 1997cc			N/S	N/S	V6 4.0L 3954cc				
<b>ROGUE</b>					<b>NV200</b>				
L4 2.0L Electric/Gas			N/S	N/S	L4 2.0L 1997cc				
L4 2.5L 2500cc	QR25DE		N/S	N/S	<b>NV2500</b>				
<b>Rogue Sport</b>					V6 4.0L 3954cc				
L4 2.0L 1997cc			N/S	N/S	V8 5.6L 5552cc	VQ40DE		N/S	N/S
<b>SENTRA</b>					<b>NV3500</b>				
L4 1.6L 1618cc Turbo			N/S	N/S	V6 4.0L 3954cc	VQ40DE	B	N/S	N/S
L4 1.8L 1798cc	MRA8DE		N/S	N/S	V8 5.6L 5552cc	VK56DE		N/S	N/S
<b>TIIDA</b>					<b>PATHFINDER</b>				
L4 1.8L 1798cc (Mex.)	MR18DE		N/S	N/S	V6 3.5L 3498cc				
<b>TITAN</b>					<b>QASHQAI</b>				
V8 5.6L 5552cc	VK56DE		N/S	N/S	L4 2.0L 1997cc				
<b>TITAN XD</b>					<b>QUEST</b>				
V8 5.0L Turbo Diesel			300442 300441	N/A N/A	V6 3.5L 3498cc				
V8 5.6L 5552cc			N/S	N/S	<b>ROGUE</b>				
					L4 2.0L Electric/Gas				
					L4 2.5L 2500cc				
					QR25DE				

See pages 13-16 for footnotes.

*Italicized Part Numbers May Not Be Available.*  
Las piezas con números en *italicas* pueden no estar disponibles.  
Les numéros de pièce en *italiques* peuvent ne pas être disponibles.

P  
a  
s  
s  
C  
a  
r  
L  
i  
g  
h  
t  
T  
r  
u  
c  
k  
F  
u  
e  
l  
F  
i  
l  
t  
e  
r  
s



NISSAN 2017-2015

Pass Car Light Truck Fuel Filter Section

Year/Año/Année Model/Modelo/Modelé Engine/Motor/Moteur	Eng. Code Código de motor Code moteur	VIN NIV NIV	GOLD Fuel Combustible Carburant	ProSelect Fuel Combustible Carburant	Year/Año/Année Model/Modelo/Modelé Engine/Motor/Moteur	Eng. Code Código de motor Code moteur	VIN NIV NIV	GOLD Fuel Combustible Carburant	ProSelect Fuel Combustible Carburant
<b>NISSAN (Cont'd/Suite)</b>					<b>NISSAN (Cont'd/Suite)</b>				
<b>2017 (Cont'd/Suite)</b>					<b>2016 (Cont'd/Suite)</b>				
<b>Rogue Sport</b>					<b>NV1500</b>				
L4 2.0L 1997cc			N/S	N/S	V6 4.0L 3954cc	VQ40DE		N/S	N/S
<b>SENTRA</b>					<b>NV200</b>				
L4 1.6L 1618cc Turbo			N/S	N/S	L4 2.0L 1997cc	MR20DE		N/S	N/S
L4 1.8L 1798cc	MRA8DE		N/S	N/S	<b>NV2500</b>				
<b>TIIDA</b>					V6 4.0L 3954cc				
L4 1.8L 1798cc (Mex.)	MR18DE		N/S	N/S	V8 5.6L 5552cc	VQ40DE		N/S	N/S
<b>TITAN</b>					V8 5.6L 5552cc				
V8 5.6L 5552cc	VK56DE	A,B	N/S	N/S	<b>NV350 URVAN</b>				
<b>TITAN XD</b>					L4 2.5L (Mex.)				
V8 5.0L Turbo Diesel			300442 300441	N/A N/A	<b>NV3500</b>				
V8 5.6L 5552cc			N/S	N/S	V6 4.0L 3954cc	VQ40DE	B	N/S	N/S
<b>TSURU</b>					V8 5.6L 5552cc				
L4 1.6L 1597cc (Mex.)			N/A N/A <sup>53,70</sup>	N/A N/A <sup>70</sup>	<b>PATHFINDER</b>				
<b>VERSA</b>					V6 3.5L 3498cc				
L4 1.6L 1598cc	HR16DE		N/S	N/S	V6 3.5L 3498cc	VQ35DE		N/S	N/S
<b>VERSA NOTE</b>					<b>QUEST</b>				
L4 1.6L 1598cc	HR16DE		N/S	N/S	V6 3.5L 3498cc	VQ35DE		N/S	N/S
<b>X-TRAIL</b>					<b>ROGUE</b>				
L4 2.5L 2488cc (Mex.)	QR25DE		N/S	N/S	L4 2.5L 2500cc	QR25DE		N/S	N/S
<b>2016</b>					<b>SENTRA</b>				
<b>370Z</b>					L4 1.8L 1798cc				
V6 3.7L 3696cc	VQ37VHR	A	N/S	N/S	<b>TIIDA</b>				
<b>ALTIMA</b>					L4 1.8L 1798cc (Mex.)				
L4 2.5L 2500cc		A	N/S	N/S	<b>TITAN XD</b>				
V6 3.5L 3498cc	VQ35DE	B	N/S	N/S	V8 5.0L Turbo Diesel			300442 300441	N/A N/A
<b>CABSTAR</b>					V8 5.6L 5552cc				
L4 2.5L (Mex.)			N/S	N/S	<b>TSURU</b>				
<b>FRONTIER</b>					L4 1.6L 1597cc (Mex.)				
L4 2.5L 2500cc	QR25DE		N/S	N/S	<b>VERSA</b>				
V6 4.0L 3954cc	VQ40DE		N/S	N/S	L4 1.6L 1598cc	HR16DE		N/S	N/S
<b>GT-R</b>					<b>VERSA NOTE</b>				
V6 3.8L 3799cc Turbo	VR38DETT	A	N/S	N/S	L4 1.6L 1598cc	HR16DE		N/S	N/S
<b>JUKE</b>					<b>X-TRAIL</b>				
L4 1.6L 1618cc Turbo	MR16DDT		N/S	N/S	L4 2.5L 2488cc (Mex.)	QR25DE		N/S	N/S
<b>LEAF</b>					<b>2015</b>				
Electric Electric	EM57		N/R	N/R	<b>370Z</b>				
<b>MARCH</b>					V6 3.7L 3696cc				
L4 1.6L 1598cc (Mex.)	HR16DE		N/S	N/S	V6 3.7L 3696cc	VQ37VHR	A	N/S	N/S
<b>MAXIMA</b>					<b>ALTIMA</b>				
V6 3.5L 3498cc	VQ35DE	B	N/S	N/S	L4 2.5L 2500cc	QR25DE	A	N/S	N/S
<b>MICRA</b>					V6 3.5L 3498cc				
1.2i 12V			N/S	N/S	<b>ARMADA</b>				
1.2i 12V (Mex.)			N/S	N/S	V8 5.6L 5552cc	VK56DE	A,B	N/S	N/S
L4 1.6L 1598cc	HR16DE		N/S	N/S	<b>CABSTAR</b>				
<b>MURANO</b>					L4 2.5L (Mex.)				
V6 3.5L 3498cc	VQ35DE	A	N/S	N/S	<b>FRONTIER</b>				
<b>MURANO Hybrid</b>					L4 2.5L 2500cc				
L4 2.5L 2500CC 153CID Super Charged Electric/Gas	QR25DE		N/S	N/S	V6 4.0L 3954cc	VQ40DE	A	N/S	N/S
<b>NOTE</b>					<b>GT-R</b>				
L4 1.6L 1598cc (Mex.)			N/S	N/S	V6 3.8L 3799cc Turbo	VR38DETT	A	N/S	N/S
					<b>JUKE</b>				
					L4 1.6L 1618cc Turbo				
					<b>LEAF</b>				
					Electric Electric				
					EM57				
					N/R				
					N/R				

See pages 13-16 for footnotes.



Pass Car Light Truck Fuel Filter Section

NISSAN 2015-2014

Year/Año/Année Model/Modelo/Modèle Engine/Motor/Moteur	Eng. Code Código de motor Code moteur	VIN NIV NIV	GOLD Fuel Combustible Carburant	ProSelect Fuel Combustible Carburant	Year/Año/Année Model/Modelo/Modèle Engine/Motor/Moteur	Eng. Code Código de motor Code moteur	VIN NIV NIV	GOLD Fuel Combustible Carburant	ProSelect Fuel Combustible Carburant
<b>NISSAN (Cont'd/Suite)</b>					<b>NISSAN (Cont'd/Suite)</b>				
<b>2015 (Cont'd/Suite)</b>					<b>2014 (Cont'd/Suite)</b>				
<b>MARCH</b>					<b>ALTIMA</b>				
L4 1.6L 1598cc (Mex.)	HR16DE		N/S	N/S	L4 2.5L 2500cc	QR25DE	A	N/S	N/S
<b>MAXIMA</b>					V6 3.5L 3498cc				
V6 3.5L (Mex.)			N/S	N/S	VQ35DE	B		N/S	N/S
<b>MICRA</b>					<b>ARMADA</b>				
1.2i 12V			N/S	N/S	V8 5.6L 5552cc	VK56DE	A,B	N/S	N/S
1.2i 12V (Mex.)			N/S	N/S	<b>CUBE</b>				
L4 1.6L 1598cc	HR16DE		N/S	N/S	L4 1.8L 1798cc	MR18DE	B	N/S	N/S
<b>MURANO</b>					<b>FRONTIER</b>				
V6 3.5L 3498cc	VQ35DE	A	N/S	N/S	L4 2.5L 2500cc	QR25DE	B	N/S	N/S
<b>NOTE</b>					V6 4.0L 3954cc				
L4 1.6L 1598cc (Mex.)			N/S	N/S	VQ40DE	A	3023	23023	
<b>NP300</b>					<b>GT-R</b>				
L4 2.4L (KA24DEN) (Mex.)		3023	N/A <sup>53,70</sup>	23023	V6 3.8L 3799cc Turbo	VR38DETT	A	N/S	N/S
L4 2.5L 2488cc Turbo Diesel (Mex.)	YD25DDTI		N/A <sup>53,70</sup>	N/A <sup>70</sup>	<b>JUKE</b>				
<b>NV1500</b>					L4 1.6L 1618cc Turbo				
V6 4.0L 3954cc	VQ40DE		N/S	N/S	MR16DDT			N/S	N/S
<b>NV200</b>					<b>LEAF</b>				
L4 2.0L 1997cc	MR20DE	C	N/S	N/S	Electric Electric	EM57		N/R	N/R
<b>NV2500</b>					<b>MARCH</b>				
V6 4.0L 3954cc	VQ40DE	B	N/S	N/S	L4 1.6L 1598cc (Mex.)	HR16DE		N/S	N/S
V8 5.6L 5552cc	VK56DE	A	N/S	N/S	<b>MAXIMA</b>				
<b>NV3500</b>					V6 3.5L 3498cc				
V6 4.0L 3954cc	VQ40DE	B	N/S	N/S	VQ35DE	B		N/S	N/S
V8 5.6L 5552cc	VK56DE	A	N/S	N/S	<b>MICRA</b>				
<b>PATHFINDER</b>					1.2i 12V				
L4 2.5L 2488CC Super Charged Electric/Gas	QR25DER	C	N/S	N/S	1.2i 12V (Mex.)			N/S	N/S
V6 3.5L 3498cc	VQ35DE	A	N/S	N/S	<b>MURANO</b>				
<b>QUEST</b>					V6 3.5L 3498cc				
V6 3.5L 3498cc	VQ35DE	A	N/S	N/S	VQ35DE	A		N/S	N/S
<b>ROGUE</b>					<b>MURANO Cross Cabriolet</b>				
L4 2.5L 2500cc	QR25DE		N/S	N/S	V6 3.5L 3498cc	VQ35DE	A	N/S	N/S
<b>ROGUE SELECT</b>					<b>NOTE</b>				
L4 2.5L 2500cc	QR25DE		N/S	N/S	L4 1.6L 1598cc (Mex.)			N/S	N/S
<b>SENTRA</b>					<b>NP300</b>				
L4 1.8L 1798cc	MRA8DE		N/S	N/S	L4 2.4L (KA24DEN) (Mex.)		3023	23023	
<b>TIIDA</b>					L4 2.5L 2488cc Turbo Diesel (Mex.)				
L4 1.8L 1798cc (Mex.)	MR18DE		N/S	N/S	YD25DDTI		N/A <sup>53,70</sup>	N/A <sup>70</sup>	
<b>TITAN</b>					<b>NV1500</b>				
V8 5.6L 5552cc	VK56DE	A,B	N/S	N/S	V6 4.0L 3954cc	VQ40DE		N/S	N/S
<b>TSURU</b>					<b>NV200</b>				
L4 1.6L 1597cc (Mex.)			N/A <sup>61</sup>	N/A <sup>61</sup>	L4 2.0L 1997cc	MR20DE	C	N/S	N/S
<b>VERSA</b>					<b>NV2500</b>				
L4 1.6L 1598cc	HR16DE		N/S	N/S	V6 4.0L 3954cc	VQ40DE	B	N/S	N/S
<b>VERSA NOTE</b>					V8 5.6L 5552cc				
L4 1.6L 1598cc	HR16DE	C	N/S	N/S	VK56DE	A		N/S	N/S
<b>XTERRA</b>					<b>NV3500</b>				
V6 4.0L 3954cc	VQ40DE	A	N/S	N/S	V6 4.0L 3954cc	VQ40DE	B	N/S	N/S
<b>X-TRAIL</b>					V8 5.6L 5552cc				
L4 2.5L 2488cc (Mex.)	QR25DE		N/S	N/S	VK56DE	A		N/S	N/S
<b>2014</b>					<b>PATHFINDER</b>				
<b>370Z</b>					L4 2.5L 2488CC Super Charged Electric/Gas				
V6 3.7L 3696cc	VQ37VHR	A	N/S	N/S	V6 3.5L 3498cc	VQ35DE	A	N/S	N/S
					<b>PICK UP NP300</b>				
					L4 2.5L 2488cc Turbo Diesel (Mex.)				
					3138				
					<b>QUEST</b>				
					V6 3.5L 3498cc				
					VQ35DE				
					A				
					N/S				
					N/S				
					<b>ROGUE</b>				
					L4 2.5L 2500cc				
					QR25DE				
					N/S				
					N/S				
					<b>ROGUE SELECT</b>				
					L4 2.5L 2500cc				
					QR25DE				
					N/S				
					N/S				

See pages 13-16 for footnotes.

*Italicized Part Numbers May Not Be Available.*  
 Las piezas con números en *italicas* pueden no estar disponibles.  
 Les numéros de pièce en *italiques* peuvent ne pas être disponibles.





Year/Año/Année Model/Modelo/Modelé Engine/Motor/Moteur	Eng. Code Código de motor Code moteur	VIN NIV NIV	GOLD Fuel Combustible Carburant	ProSelect Fuel Combustible Carburant	Year/Año/Année Model/Modelo/Modelé Engine/Motor/Moteur	Eng. Code Código de motor Code moteur	VIN NIV NIV	GOLD Fuel Combustible Carburant	ProSelect Fuel Combustible Carburant
<b>NISSAN (Cont'd/Suite)</b>					<b>NISSAN (Cont'd/Suite)</b>				
<b>2014 (Cont'd/Suite)</b>					<b>2013 (Cont'd/Suite)</b>				
<b>SENTRA</b>					<b>NV200</b>				
L4 1.8L 1798cc	MRA8DE		N/S	N/S	L4 2.0L 1997cc	MR20DE		N/S	N/S
<b>TIIDA</b>					<b>NV2500</b>				
L4 1.8L 1798cc (Mex.)	MR18DE		N/S	N/S	V6 4.0L 3954cc	VQ40DE		N/S	N/S
<b>TITAN</b>					<b>V8 5.6L 5552cc</b>				
V8 5.6L 5552cc	VK56DE	A,B	N/S	N/S	V6 4.0L 3954cc	VQ40DE		N/S	N/S
<b>TSURU</b>					<b>V8 5.6L 5552cc</b>				
L4 1.6L 1597cc (Mex.)			N/A <sup>61</sup>	N/A <sup>61</sup>	V6 4.0L 3954cc	VQ40DE		N/S	N/S
<b>VERSA</b>					<b>PATHFINDER</b>				
L4 1.6L 1598cc	HR16DE	C	N/S	N/S	V6 3.5L 3498cc	VQ35DE	A	N/S	N/S
<b>VERSA NOTE</b>					<b>PICK UP NP300</b>				
L4 1.6L 1598cc	HR16DE	C	N/S	N/S	L4 2.4L 2389cc (Mex.)			N/A <sup>61</sup>	N/A <sup>61</sup>
<b>XTERRA</b>					<b>L4 2.5L 2488cc Turbo Diesel (Mex.)</b>				
V6 4.0L 3954cc	VQ40DE	A	N/S	N/S				N/A	N/A
<b>X-TRAIL</b>					<b>QUEST</b>				
L4 2.5L 2488cc (Mex.)	QR25DE		N/S	N/S	V6 3.5L 3498cc	VQ35DE	A	N/S	N/S
<b>2013</b>					<b>ROGUE</b>				
<b>370Z</b>					<b>L4 2.5L 2500cc</b>				
V6 3.7L 3696cc	VQ37VHR	A	N/S	N/S		QR25DE	A	N/S	N/S
<b>ALTIMA</b>					<b>SENTRA</b>				
L4 2.5L 2500cc	QR25DE	A	N/S	N/S	L4 1.8L 1798cc	MRA8DE		N/S	N/S
V6 3.5L 3498cc	VQ35DE	B	N/S	N/S	<b>TIIDA</b>				
<b>ALTIMA COUPE</b>					<b>L4 1.8L 1798cc (Mex.)</b>				
L4 2.5L 2500cc	QR25DE	A	N/S	N/S		MR18DE		N/S	N/S
<b>ARMADA</b>					<b>TITAN</b>				
V8 5.6L 5552cc	VK56DE	A,B	N/S	N/S	V8 5.6L 5552cc	VK56DE	A,B	N/S	N/S
<b>CUBE</b>					<b>TSURU</b>				
L4 1.8L 1798cc	MR18DE	B	N/S	N/S	L4 1.6L 1597cc (Mex.)			N/A <sup>61</sup>	N/A <sup>61</sup>
<b>FRONTIER</b>					<b>VERSA</b>				
L4 2.5L 2500cc	QR25DE	B	N/S	N/S	L4 1.6L 1598cc	HR16DE		N/S	N/S
V6 4.0L 3954cc	VQ40DE	A	3023	23023	L4 1.8L 1798cc	MR18DE	B	N/S	N/S
<b>GT-R</b>					<b>XTERRA</b>				
V6 3.8L 3799cc Turbo	VR38DETT	A	N/S	N/S	V6 4.0L 3954cc	VQ40DE	A	N/S	N/S
<b>JUKE</b>					<b>X-TRAIL</b>				
L4 1.6L 1618cc Turbo	MR16DDT		N/S	N/S	L4 2.5L 2488cc (Mex.)	QR25DE		N/S	N/S
<b>LEAF</b>					<b>2012</b>				
Electric Electric	EM61		N/R	N/R	<b>370Z</b>				
<b>MARCH</b>					<b>V6 3.7L 3696cc</b>				
L4 1.6L 1598cc (Mex.)	HR16DE		N/S	N/S		VQ37VHR	A	N/S	N/S
<b>MAXIMA</b>					<b>ALTIMA</b>				
V6 3.5L 3498cc	VQ35DE	B	N/S	N/S	L4 2.5L 2488CC Super Charged Electric/Gas (Mex.)	QR25DER		N/S	N/S
<b>MICRA</b>					<b>L4 2.5L 2500cc</b>				
1.2i 12V			N/S	N/S	V6 3.5L 3498cc	VQ35DE	B	N/S	N/S
1.2i 12V (Mex.)			N/S	N/S	<b>ARMADA</b>				
<b>MURANO</b>					<b>V8 5.6L 5552cc</b>				
V6 3.5L 3498cc	VQ35DE	A	N/S	N/S		VK56DE	A,B	N/S	N/S
<b>NP300</b>					<b>CABSTAR</b>				
L4 2.4L (KA24DEN) (Mex.)			N/R	N/R	L4 2.5L 2488cc (Mex.)			308439	N/A
L4 2.5L 2488cc Turbo Diesel (Mex.)	YD25DDTI		3343 3138 N/A	N/A N/A N/A	<b>CUBE</b>				
<b>NV1500</b>					<b>L4 1.8L 1798cc</b>				
V6 4.0L 3954cc	VQ40DE		N/S	N/S		MR18DE	B	N/S	N/S
					<b>FRONTIER</b>				
					<b>L4 2.5L 2500cc</b>				
					<b>V6 4.0L 3954cc</b>				
					<b>GT-R</b>				
					<b>V6 3.8L 3799cc Turbo</b>				
					<b>JUKE</b>				
					<b>L4 1.6L 1618cc Turbo</b>				
					<b>MR16DDT</b>				
					<b>N/S</b>				
					<b>N/S</b>				

See pages 13-16 for footnotes.



Pass Car Light Truck Fuel Filter Section

NISSAN 2012-2011

Year/Año/Année Model/Modelo/Modele Engine/Motor/Moteur	Eng. Code Código de motor Code moteur	VIN NIV NIV	GOLD Fuel Combustible Carburant	ProSelect Fuel Combustible Carburant	Year/Año/Année Model/Modelo/Modele Engine/Motor/Moteur	Eng. Code Código de motor Code moteur	VIN NIV NIV	GOLD Fuel Combustible Carburant	ProSelect Fuel Combustible Carburant
<b>NISSAN (Cont'd/Suite)</b>					<b>NISSAN (Cont'd/Suite)</b>				
<b>2012 (Cont'd/Suite)</b>					<b>2011</b>				
<b>LEAF</b>					<b>370Z</b>				
Electric Electric	EM61		N/R	N/R	V6 3.7L 3696cc	VQ37VHR	A	N/S	N/S
<b>MAXIMA</b>					<b>ALTIMA</b>				
V6 3.5L 3498cc	VQ35DE	B	N/S	N/S	L4 2.5L 2488CC Super Charged Electric/Gas (Mex.)	QR25DER		N/S	N/S
<b>MICRA</b>					<b>ALTIMA HYBRID</b>				
1.2i 12V			N/S	N/S	L4 2.5L 2500cc	QR25DE	A	N/S	N/S
1.2i 12V (Mex.)			N/S	N/S	V6 3.5L 3498cc	VQ35DE	B	N/S	N/S
<b>MURANO</b>					<b>ARMADA</b>				
V6 3.5L 3498cc	VQ35DE	A	N/S	N/S	L4 2.5L 2500cc Super Charged Electric/Gas	QR25DE	C	N/S	N/S
<b>NP300</b>					<b>CABSTAR</b>				
L4 2.4L (KA24DEN) (Mex.)	YD25DDTI		N/R	N/R	V8 5.6L 5552cc	VK56DE	A,B	N/S	N/S
L4 2.5L 2488cc Turbo Diesel (Mex.)			3343 3138 N/A	N/A N/A N/A	<b>FRONTIER</b>				
<b>NV1500</b>					L4 2.5L 2488cc (Mex.)				
V6 4.0L 3954cc	VQ40DE		N/S	N/S	L4 2.5L 2500cc	QR25DE	B	3023 N/S	23023 N/S
<b>NV2500</b>					V6 4.0L 3954cc				
V6 4.0L 3954cc	VQ40DE	A	N/S	N/S	V6 4.0L 3954cc	VQ40DE	A	N/S	N/S
V8 5.6L 5552cc	VK56DE	A,B	N/S	N/S	<b>GT-R</b>				
<b>NV3500</b>					V6 3.8L 3799cc Turbo				
V6 4.0L 3954cc	VQ40DE		N/S	N/S	V6 3.8L 3799cc Turbo	VR38DETT	A	N/S	N/S
V8 5.6L 5552cc	VK56DE	A,B	N/S	N/S	<b>JUKE</b>				
<b>PATHFINDER</b>					L4 1.6L 1618cc Turbo				
V6 4.0L 3954cc	VQ40DE	A	N/S	N/S	L4 1.6L 1618cc Turbo	MR16DDT		N/S	N/S
V8 5.6L 5552cc	VK56DE	B	N/S	N/S	<b>LEAF</b>				
<b>PICK UP NP300</b>					Electric Electric				
L4 2.4L 2389cc (Mex.)			N/A <sup>61</sup>	N/A <sup>61</sup>	Electric Electric	EM61		N/R	N/R
L4 2.5L 2488cc Turbo Diesel (Mex.)			N/A	N/A	<b>MARCH</b>				
<b>QUEST</b>					L4 1.6L 1598cc (Mex.)				
V6 3.5L 3498cc	VQ35DE	A	N/S	N/S	L4 1.6L 1598cc (Mex.)	HR16DE		N/S	N/S
<b>ROGUE</b>					<b>MAXIMA</b>				
L4 2.5L 2500cc	QR25DE	A	N/S	N/S	V6 3.5L 3498cc	VQ35DE	B	N/S	N/S
<b>SENTRA</b>					<b>MICRA</b>				
L4 2.0L 1997cc (Mex.)	MR20DE	A	N/S	N/S	1.2i 12V			N/S	N/S
L4 2.0L 1998cc	QR25DE	B	N/S	N/S	1.2i 12V (Mex.)			N/S	N/S
L4 2.5L 2500cc					<b>MURANO</b>				
<b>TIIDA</b>					V6 3.5L 3498cc				
L4 1.8L 1798cc (Mex.)	MR18DE		N/R	N/R	V6 3.5L 3498cc	VQ35DE	A	N/S	N/S
<b>TITAN</b>					<b>NP300</b>				
V8 5.6L 5552cc	VK56DE	A,B	N/S	N/S	L4 2.4L (KA24DEN) (Mex.)	YD25DDTI		N/R	N/R
<b>TSURU</b>					L4 2.5L 2488cc Turbo Diesel (Mex.)				
L4 1.6L 1597cc (Mex.)			N/A <sup>61</sup>	N/A <sup>61</sup>	L4 2.5L 2488cc Turbo Diesel (Mex.)			3343 3138 N/A	N/A N/A N/A
<b>URVAN</b>					<b>PATHFINDER</b>				
L4 2.5L 2500cc (Mex.)	QR25DE		N/A	N/A	V6 4.0L 3954cc	VQ40DE	A	N/S	N/S
L4 3.0L Di 2953cc (ZD30DDTI) Turbo Diesel (Mex.)			N/R	N/R	V8 5.6L 5552cc	VK56DE	B	N/S	N/S
<b>VERSA</b>					<b>PICK UP D22</b>				
L4 1.6L 1598cc	HR16DE	C	N/S	N/S	L4 2.5L 2488cc Turbo Diesel (Mex.)			3138	N/A
L4 1.8L 1798cc	MR18DE	B	N/S	N/S	<b>PICK UP NP300</b>				
<b>XTERRA</b>					L4 2.4L 2389cc (Mex.)				
V6 4.0L 3954cc	VQ40DE	A	N/S	N/S	L4 2.5L 2488cc Turbo Diesel (Mex.)			N/A <sup>61</sup>	N/A <sup>61</sup>
<b>X-TRAIL</b>					<b>QUEST</b>				
L4 2.5L 2488cc (Mex.)	QR25DE		N/S	N/S	V6 3.5L 3498cc	VQ35DE	A	N/S	N/S
<b>SENTRA</b>					<b>ROGUE</b>				
L4 2.0L 1997cc (Mex.)	MR20DE	A	N/S	N/S	L4 2.5L 2500cc	QR25DE	A	N/S	N/S
L4 2.0L 1998cc	QR25DE	B	N/S	N/S	<b>SENTRA</b>				
L4 2.5L 2500cc					L4 2.0L 1997cc (Mex.)	MR20DE	A	N/S	N/S
<b>SENTRA</b>					L4 2.0L 1998cc				
L4 2.0L 1997cc (Mex.)	MR20DE	A	N/S	N/S	L4 2.0L 1998cc	QR25DE	B	N/S	N/S
L4 2.0L 1998cc	QR25DE	B	N/S	N/S	<b>SENTRA</b>				
L4 2.5L 2500cc					L4 2.0L 1997cc (Mex.)	MR20DE	A	N/S	N/S
<b>SENTRA</b>					L4 2.0L 1998cc				
L4 2.0L 1997cc (Mex.)	MR20DE	A	N/S	N/S	L4 2.0L 1998cc	QR25DE	B	N/S	N/S
L4 2.0L 1998cc	QR25DE	B	N/S	N/S	<b>SENTRA</b>				
L4 2.5L 2500cc					L4 2.5L 2500cc				

See pages 13-16 for footnotes.

*Italicized Part Numbers May Not Be Available.*  
Las piezas con números en *italicas* pueden no estar disponibles.  
Les numéros de pièce en *italiques* peuvent ne pas être disponibles.

P  
a  
s  
s  
C  
a  
r  
L  
i  
g  
h  
t  
T  
r  
u  
c  
k  
F  
u  
e  
l  
F  
i  
l  
t  
e  
r  
s



NISSAN 2011-2009

Pass Car Light Truck Fuel Filter Section

Year/Año/Année Model/Modelo/Modele Engine/Motor/Moteur	Eng. Code Código de motor Code moteur	VIN NIV NIV	GOLD Fuel Combustible Carburant	ProSelect Fuel Combustible Carburant	Year/Año/Année Model/Modelo/Modele Engine/Motor/Moteur	Eng. Code Código de motor Code moteur	VIN NIV NIV	GOLD Fuel Combustible Carburant	ProSelect Fuel Combustible Carburant
<b>NISSAN (Cont'd/Suite)</b>					<b>NISSAN (Cont'd/Suite)</b>				
<b>2011 (Cont'd/Suite)</b>					<b>2010 (Cont'd/Suite)</b>				
<b>TIIDA</b>					<b>PICK UP D22</b>				
L4 1.8L 1798cc (Mex.)	MR18DE		N/R	N/R	L4 2.5L 2488cc Turbo Diesel (Mex.)			3180	N/A
<b>TITAN</b>					<b>PICK UP NP300</b>				
V8 5.6L 5552cc	VK56DE	A,B	N/S	N/S	L4 2.4L 2389cc (Mex.)			N/A <sup>61</sup>	N/A <sup>61</sup>
<b>TSURU</b>					<b>PLATINA</b>				
L4 1.6L 1597cc (Mex.)			N/A <sup>61</sup>	N/A <sup>61</sup>	L4 2.5L 2488cc Turbo Diesel (Mex.)			N/A	N/A
<b>URVAN</b>					<b>ROGUE</b>				
L4 3.0L Di 2953cc (ZD30DDTI) Turbo Diesel (Mex.)			N/R	N/R	L4 1.6L 1598cc DOHC 16V (Mex.)			308034	N/A
<b>VERSA</b>					<b>SENTRA</b>				
L4 1.6L 1598cc	HR16DE	C	N/S	N/S	L4 2.5L 2500cc	QR25DE	A	N/S	N/S
L4 1.8L 1798cc	MR18DE	B	N/S	N/S	<b>TITAN</b>				
<b>XTERRA</b>					<b>TSURU</b>				
V6 4.0L 3954cc	VQ40DE	A	N/S	N/S	L4 1.6L 1597cc (Mex.)			N/A <sup>61</sup>	N/A <sup>61</sup>
<b>X-TRAIL</b>					<b>VERSA</b>				
L4 2.5L 2488cc (Mex.)	QR25DE		N/S	N/S	L4 1.6L 1598cc	HR16DE	C	N/S	N/S
<b>2010</b>					<b>2009</b>				
<b>370Z</b>					<b>350Z</b>				
V6 3.7L 3696cc	VQ37VHR	A	N/S	N/S	V6 3.5L 3498cc	VQ35HR	B	N/S	N/S
<b>ALTIMA</b>					<b>370Z</b>				
L4 2.5L 2500cc	QR25DE	A	N/S	N/S	V6 3.7L 3696cc	VQ37VHR	A	N/S	N/S
V6 3.5L 3498cc	VQ35DE	B	N/S	N/S	<b>ALTIMA</b>				
<b>ALTIMA HYBRID</b>					<b>ALTIMA HYBRID</b>				
L4 2.5L 2500cc Super Charged Electric/Gas	QR25DE	C	N/S	N/S	L4 2.5L 2500cc	QR25DE	A	N/S	N/S
<b>APRIO</b>					<b>APRIO</b>				
L4 1.6L 1,598cc (Mex.)			308034	N/A	L4 1.6L 1598cc (Mex.)			308034	N/A
L4 1.6L 1598cc (Mex.)			308034	N/A	<b>ARMADA</b>				
<b>ARMADA</b>					<b>CABSTAR</b>				
V8 5.6L 5552cc	VK56DE	A,B	N/S	N/S	L4 2.5L 2488cc (Mex.)			308439	N/A
<b>CABSTAR</b>					<b>CUBE</b>				
L4 2.5L 2488cc (Mex.)			308439	N/A	L4 1.8L 1798cc	MR18DE	B	N/S	N/S
<b>CUBE</b>					<b>FRONTIER</b>				
L4 1.8L 1798cc	MR18DE	B	N/S	N/S	L4 2.5L 2500cc	QR25DE	B	N/S	N/S
<b>FRONTIER</b>					<b>GT-R</b>				
L4 2.5L 2500cc	QR25DE	B	N/S	N/S	V6 3.8L 3799cc Turbo	VR38DETT	A	N/S	N/S
V6 4.0L 3954cc	VQ40DE	A	N/S	N/S	<b>MAXIMA</b>				
<b>GT-R</b>					<b>CABSTAR</b>				
V6 3.8L 3799cc Turbo	VR38DETT	A	N/S	N/S	L4 2.5L 2488cc Turbo Diesel (Mex.)	YD25DDTI		308439	N/A
<b>MAXIMA</b>					<b>CUBE</b>				
V6 3.5L 3498cc	VQ35DE	B	N/S	N/S	L4 1.8L 1798cc	MR18DE	B	N/S	N/S
<b>MICRA</b>					<b>FRONTIER</b>				
1.2i 12V			N/S	N/S	L4 2.5L 2500cc	QR25DE	B	N/S	N/S
1.2i 12V (Mex.)			N/S	N/S	V6 4.0L 3954cc	VQ40DE	A	N/S	N/S
<b>MURANO</b>					<b>GT-R</b>				
V6 3.5L 3498cc	VQ35DE	A	N/S	N/S	V6 3.8L 3799cc Turbo	VR38DETT	A	N/S	N/S
<b>NP300</b>					<b>MAXIMA</b>				
L4 2.4L (KA24DEN) (Mex.)			N/R	N/R	V6 3.5L 3498cc	VQ35DE	B	N/S	N/S
L4 2.5L 2488cc Turbo Diesel (Mex.)	YD25DDTI		3343 3138 N/A	N/A N/A N/A	<b>MICRA</b>				
<b>PATHFINDER</b>					<b>MURANO</b>				
V6 4.0L 3954cc	VQ40DE	A	N/S	N/S	L4 1.4L 1386cc (Mex.)			N/S	N/S
V8 5.6L 5552cc	VK56DE	B	N/S	N/S	<b>2009</b>				
<b>PICK UP D-21</b>					<b>PICK UP D-21</b>				
L4 2.4L 2389cc (Mex.)			N/A <sup>61</sup>	N/A <sup>61</sup>	V6 3.5L 3498cc	VQ35DE	A	N/S	N/S

See pages 13-16 for footnotes.

*Italicized Part Numbers May Not Be Available.*  
Las piezas con números en *italicas* pueden no estar disponibles.  
Les numéros de pièce en *italiques* peuvent ne pas être disponibles.



Pass Car Light Truck Fuel Filter Section

NISSAN 2009-2008

Year/Año/Année Model/Modelo/Modèle Engine/Motor/Moteur	Eng. Code Código de motor Code moteur	VIN NIV NIV	GOLD Fuel Combustible Carburant	ProSelect Fuel Combustible Carburant	Year/Año/Année Model/Modelo/Modèle Engine/Motor/Moteur	Eng. Code Código de motor Code moteur	VIN NIV NIV	GOLD Fuel Combustible Carburant	ProSelect Fuel Combustible Carburant
<b>NISSAN (Cont'd/Suite)</b>					<b>NISSAN (Cont'd/Suite)</b>				
<b>2009 (Cont'd/Suite)</b>					<b>2008 (Cont'd/Suite)</b>				
<b>NP300</b>					<b>CABSTAR III</b>				
L4 2.4L (KA24DEN) (Mex.)			N/R	N/R	L4 2.5L 2488cc Turbo Diesel Diesel (Mex.)			308439	N/A
L4 2.5L 2488cc Turbo Diesel (Mex.)	YD25DDTI		3343 3138 N/A	N/A N/A N/A	<b>ESTACAS</b>				
<b>PATHFINDER</b>					L4 2.4L 2389cc (Mex.)				
V6 4.0L 3954cc	VQ40DE	A	N/S	N/S	FRONTIER				
V8 5.6L 5552cc	VK56DE	B	N/S	N/S	L4 2.4L 2389cc (Mex.)	KA24DE		3023	23023
<b>PICK UP</b>					L4 2.5L 2500cc	QR25DE	B	N/S	N/S
L4 2.4L 2389cc KA24E (Mex.)			N/A <sup>61</sup>	N/A <sup>61</sup>	V6 4.0L 3954cc	VQ40DE	A	N/S	N/S
<b>PICK UP D-21</b>					<b>MAXIMA</b>				
L4 2.4L 2389cc (Mex.)			N/A <sup>61</sup>	N/A <sup>61</sup>	V6 3.0L 2987cc (Mex.)			N/S	N/S
<b>PICK UP D22</b>					V6 3.5L 3498cc	VQ35DE	B	N/S	N/S
L4 2.5L 2488cc Turbo Diesel (Mex.)			3138	N/A	<b>MICRA</b>				
<b>PICK UP NP300</b>					L4 1.4L 1386cc (Mex.)				
L4 2.4L 2389cc (Mex.)			N/A <sup>61</sup>	N/A <sup>61</sup>	<b>MURANO</b>				
L4 2.5L 2488cc Turbo Diesel (Mex.)			N/A	N/A	V6 3.5L 3498cc	VQ35DE	A	N/S	N/S
<b>PLATINA</b>					<b>PATHFINDER</b>				
L4 1.6L 1598cc DOHC 16V (Mex.)			308034	N/A	V6 4.0L 3954cc	VQ40DE	A	N/S	N/S
<b>QUEST</b>					V8 5.6L 5552cc	VK56DE	B	N/S	N/S
V6 3.5L 3498cc	VQ35DE	B	N/S	N/S	<b>PICK UP</b>				
<b>ROGUE</b>					L4 2.4L 2389cc (Mex.)			N/A <sup>61</sup>	N/A <sup>61</sup>
L4 2.5L 2500cc	QR25DE	A	N/S	N/S	L4 3.0L (ZD30DDT) Turbo Diesel (Mex.)			3138	N/A
<b>SENTRA</b>					<b>PICK UP D-21</b>				
L4 2.0L 1998cc	MR20DE	A	N/S	N/S	L4 2.4L 2389cc (Mex.)			N/A <sup>61</sup>	N/A <sup>61</sup>
L4 2.5L 2500cc	QR25DE	B	N/S	N/S	<b>PICK UP D22</b>				
	QR25DE	C	N/S	N/S	L4 2.5L 2488cc Turbo Diesel (Mex.)			3138	N/A
<b>TIIDA</b>					<b>PICK UP NP300</b>				
L4 1.8L 1798cc (Mex.)	MR18DE		N/S	N/S	L4 2.4L 2389cc (Mex.)			N/A <sup>61</sup>	N/A <sup>61</sup>
<b>TITAN</b>					L4 2.5L 2488cc Turbo Diesel (Mex.)			N/A	N/A
V8 5.6L 5552cc	VK56DE	A,B	N/S	N/S	<b>PLATINA</b>				
<b>TSURU</b>					L4 1.6L 1598cc DOHC 16V (Mex.)			308034	N/A
L4 1.6L (GA16DNE) (Mex.)	FI		N/A <sup>61</sup>	N/A <sup>61</sup>	<b>QUEST</b>				
L4 1.6L 1597cc (Mex.)			N/A <sup>61</sup>	N/A <sup>61</sup>	V6 3.5L 3498cc	VQ35DE	B	N/S	N/S
<b>VERSA</b>					<b>ROGUE</b>				
L4 1.6L 1598cc	HR16DE	C	N/S	N/S	L4 2.5L 2500cc	QR25DE	A	N/S	N/S
L4 1.8L 1798cc	MR18DE	B	N/S	N/S	L4 2.5LX (Mex.)			N/S	N/S
<b>XTERRA</b>					<b>SENTRA</b>				
V6 4.0L 3954cc	VQ40DE	A	N/S	N/S	L4 2.0L 1997cc (Mex.)			N/S	N/S
<b>X-TRAIL</b>					L4 2.0L 1998cc	MR20DE	A	N/S	N/S
L4 2.5L 2488cc (Mex.)	QR25DE		N/S	N/S	L4 2.5L 2500cc	QR25DE	B	N/S	N/S
						QR25DE	C	N/S	N/S
<b>2008</b>					<b>TIIDA</b>				
<b>350Z</b>					L4 1.8L 1798cc (Mex.)	MR18DE		N/S	N/S
V6 3.5L 3498cc	VQ35HR	B	N/S	N/S	<b>TITAN</b>				
<b>ALTIMA</b>					V8 5.6L 5552cc	VK56DE	A,B	N/S	N/S
L4 2.5L 2500cc	QR25DE	A	N/S	N/S	<b>TSURU</b>				
V6 3.5L 3498cc	VQ35DE	B	N/S	N/S	L4 1.6L 1597cc (Mex.)			N/A <sup>61</sup>	N/A <sup>61</sup>
<b>ALTIMA HYBRID</b>					<b>URVAN</b>				
L4 2.5L 2500cc Super Charged Electric/Gas	QR25DE	C	N/S	N/S	L4 2.4L (Mex.)			3023	23023
<b>APRIO</b>					<b>VERSA</b>				
L4 1.6L 1598cc (Mex.)			308034	N/A	L4 1.8L 1798cc	MR18DE	B	N/S	N/S
<b>ARMADA</b>					<b>XTERRA</b>				
V8 5.6L 5552cc	VK56DE	A,B	N/S	N/S	V6 4.0L 3954cc	VQ40DE	A	N/S	N/S
<b>CABSTAR</b>					<b>X-TRAIL</b>				
L4 2.5L 2488cc Turbo Diesel (Mex.)	YD25DDTI		308439	N/A	L4 2.5L 2488cc (Mex.)	QR25DE		N/S	N/S

See pages 13-16 for footnotes.

*Italicized Part Numbers May Not Be Available.*  
 Las piezas con números en *italicas* pueden no estar disponibles.  
 Les numéros de pièce en *italiques* peuvent ne pas être disponibles.

P  
a  
s  
s  
C  
a  
r  
L  
i  
g  
h  
t  
T  
r  
u  
c  
k  
F  
u  
e  
l  
F  
i  
l  
t  
e  
r  
s



NISSAN 2007-2006

Pass Car Light Truck Fuel Filter Section

Year/Año/Année Model/Modelo/Modelé Engine/Motor/Moteur	Eng. Code Código de motor Code moteur	VIN NIV NIV	GOLD Fuel Combustible Carburant	ProSelect Fuel Combustible Carburant	Year/Año/Année Model/Modelo/Modelé Engine/Motor/Moteur	Eng. Code Código de motor Code moteur	VIN NIV NIV	GOLD Fuel Combustible Carburant	ProSelect Fuel Combustible Carburant
<b>NISSAN (Cont'd/Suite)</b>					<b>NISSAN (Cont'd/Suite)</b>				
<b>2007</b>					<b>2007 (Cont'd/Suite)</b>				
<b>350Z</b>					<b>X-TRAIL</b>				
V6 3.5L 3498cc	VQ35HR	B	N/S	N/S	L4 2.5L 2488cc (Mex.)	QR25DE		N/S	N/S
<b>ALTIMA</b>					<b>2006</b>				
L4 2.5L 2500cc	QR25DE	A	N/S	N/S	<b>350Z</b>				
V6 3.5L 3498cc	VQ35DE	B	N/S	N/S	V6 3.5L 3498cc	VQ35DE	A	N/S	N/S
<b>ALTIMA HYBRID</b>					<b>ALMERA</b>				
L4 2.5L 2500cc Super Charged Electric/Gas	QR25DE	C	N/S	N/S	L4 1.8L 1769cc (Mex.)			N/A <sup>61</sup>	N/A <sup>61</sup>
<b>ARMADA</b>					<b>ALTIMA</b>				
V8 5.6L 5552cc	VK56DE	A,B	N/S	N/S	L4 2.5L 2500cc	QR25DE	A	N/S	N/S
<b>CABSTAR</b>					<b>ARMADA</b>				
L4 2.5L 2488cc Turbo Diesel (Mex.)	YD25DDTI		308439	N/A	V6 3.5L 3498cc	VQ35DE	B	N/S	N/S
<b>CABSTAR III</b>					<b>ALTIMA</b>				
L4 2.5L 2488cc Turbo Diesel Diesel (Mex.)			308439	N/A	V8 5.6L 5552cc	VK56DE	A	N/S	N/S
<b>ESTACAS</b>					<b>ESTACAS</b>				
L4 2.4L 2389cc (Mex.)			N/A <sup>61</sup>	N/A <sup>61</sup>	L4 2.4L 2389cc (Mex.)			N/A <sup>61</sup>	N/A <sup>61</sup>
<b>FRONTIER</b>					<b>FRONTIER</b>				
L4 2.4L 2389cc (Mex.)	KA24DE	B	3023	23023	L4 2.4L 2389cc (Mex.)	KA24DE	B	3023	23023
L4 2.5L 2500cc	QR25DE	A	N/S	N/S	L4 2.5L 2500cc	QR25DE	A	N/S	N/S
V6 4.0L 3954cc	VQ40DE	A	N/S	N/S	V6 4.0L 3954cc	VQ40DE	A	N/S	N/S
<b>MAXIMA</b>					<b>MAXIMA</b>				
V6 3.0L 2987cc (Mex.)			N/S	N/S	V6 3.0L 2987cc (Mex.)			N/S	N/S
V6 3.5L 3498cc	VQ35DE	B	N/S	N/S	V6 3.5L 3498cc	VQ35DE	B	N/S	N/S
<b>MICRA</b>					<b>MICRA</b>				
L4 1.4L 1386cc (Mex.)			N/S	N/S	L4 1.4L 1386cc (Mex.)			N/S	N/S
<b>MURANO</b>					<b>MURANO</b>				
V6 3.5L 3498cc	VQ35DE	A	N/S	N/S	V6 3.5L 3498cc	VQ35DE	A	N/S	N/S
<b>PATHFINDER</b>					<b>PATHFINDER</b>				
V6 4.0L 3954cc	VQ40DE	A	N/S	N/S	V6 4.0L 3954cc	VQ40DE	A	N/S	N/S
<b>PICK UP</b>					<b>PICK UP</b>				
L4 2.4L 2389cc (Mex.)			N/A <sup>61</sup>	N/A <sup>61</sup>	L4 2.4L 2389cc (Mex.)			N/A <sup>61</sup>	N/A <sup>61</sup>
L4 3.0L (ZD30DDT) Turbo Diesel (Mex.)			3138	N/A	L4 3.0L (ZD30DDT) Turbo Diesel (Mex.)			3138	N/A
<b>PICK UP D-21</b>					<b>PICK UP D-21</b>				
L4 2.4L 2389cc (Mex.)			N/A <sup>61</sup>	N/A <sup>61</sup>	L4 2.4L 2389cc (Mex.)			N/A <sup>61</sup>	N/A <sup>61</sup>
L4 2.4L 2389cc KA24E (Mex.)			N/A <sup>61</sup>	N/A <sup>61</sup>	L4 2.4L 2389cc KA24E (Mex.)			N/A <sup>61</sup>	N/A <sup>61</sup>
<b>PLATINA</b>					<b>PLATINA</b>				
L4 1.6L 1598cc DOHC 16V (Mex.)			308034	N/A	L4 1.6L 1598cc DOHC 16V (Mex.)			308034	N/A
<b>QUEST</b>					<b>QUEST</b>				
V6 3.5L 3498cc	VQ35DE	B	N/S	N/S	V6 3.5L 3498cc	VQ35DE	B	N/S	N/S
<b>SENTRA</b>					<b>SENTRA</b>				
L4 2.0L 1997cc (Mex.)			N/S	N/S	L4 1.8L 1769cc (Mex.)			3023	23023
L4 2.0L 1998cc	MR20DE	A	N/S	N/S	L4 1.8L 1809cc	QG18DE	C	N/S	N/S
L4 2.5L 2500cc	QR25DE	C	N/S	N/S	L4 2.0L 1998cc (Mex.)			3023	23023
<b>TIIDA</b>					<b>TIIDA</b>				
L4 1.8L 1798cc (Mex.)	MR18DE		N/S	N/S	L4 2.5L 2500cc	QR25DE	A	N/S	N/S
<b>TITAN</b>					<b>TITAN</b>				
V8 5.6L 5552cc	VK56DE	A,B	N/S	N/S	V8 5.6L 5552cc	VK56DE	A,B	N/S	N/S
<b>TSURU</b>					<b>TSURU</b>				
L4 1.6L 1597cc (Mex.)			N/A <sup>61</sup>	N/A <sup>61</sup>	L4 1.6L 1597cc (Mex.)			N/A <sup>61</sup>	N/A <sup>61</sup>
<b>URVAN</b>					<b>URVAN</b>				
L4 2.4L (Mex.)			3023	23023	L4 2.4L (Mex.)			3023	23023
<b>VERSA</b>					<b>VERSA</b>				
L4 1.8L 1798cc	MR18DE	B	N/S	N/S	V6 4.0L 3954cc	VQ40DE	A	N/S	N/S
<b>XTERRA</b>					<b>XTERRA</b>				
V6 4.0L 3954cc	VQ40DE	A	N/S	N/S	<b>X-TRAIL</b>				
<b>X-TRAIL</b>					<b>X-TRAIL</b>				
L4 2.5L 2488cc (Mex.)	QR25DE		N/S	N/S	L4 2.5L 2488cc (Mex.)	QR25DE		N/S	N/S

See pages 13-16 for footnotes.

*Italicized Part Numbers May Not Be Available.*  
Las piezas con números en *italicas* pueden no estar disponibles.  
Les numéros de pièce en *italiques* peuvent ne pas être disponibles.



Pass Car Light Truck Fuel Filter Section

NISSAN 2005-2003

Year/Año/Année Model/Modelo/Modèle Engine/Motor/Moteur	Eng. Code Código de motor Code moteur	VIN NIV NIV	GOLD Fuel Combustible Carburant	ProSelect Fuel Combustible Carburant	Year/Año/Année Model/Modelo/Modèle Engine/Motor/Moteur	Eng. Code Código de motor Code moteur	VIN NIV NIV	GOLD Fuel Combustible Carburant	ProSelect Fuel Combustible Carburant
<b>NISSAN (Cont'd/Suite)</b>					<b>NISSAN (Cont'd/Suite)</b>				
<b>2005</b>					<b>2004 (Cont'd/Suite)</b>				
<b>350Z</b>					<b>ALTIMA</b>				
V6 3.5L 3498cc	VQ35DE	A	N/S	N/S	L4 2.5L 2500cc	QR25DE	A	N/S	N/S
<b>ALMERA</b>					V6 3.5L 3498cc				
L4 1.8L 1769cc (Mex.)			N/A <sup>61</sup>	N/A <sup>61</sup>	<b>ESTACAS</b>				
<b>ALTIMA</b>					L4 2.4L 2389cc (Mex.)				
L4 2.5L 2500cc	QR25DE	A	N/S	N/S	<b>FRONTIER</b>				
V6 3.5L 3498cc	VQ35DE	B	N/S	N/S	L4 2.4L 2389cc				
<b>ARMADA</b>					V6 3.3L 3275cc				
V8 5.6L 5552cc	VK56DE	A	N/S	N/S	V6 3.3L 3275cc Super Charged	KA24DE		3023	23023
<b>ESTACAS</b>					<b>MAXIMA</b>				
L4 2.4L 2389cc (Mex.)			N/A <sup>61</sup>	N/A <sup>61</sup>	V6 3.0L 2987cc (Mex.)			N/S	N/S
<b>FRONTIER</b>					V6 3.5L 3498cc				
L4 2.4L 2389cc (Mex.)	KA24DE	B	3023	23023	VQ35DE	X,V		N/S	N/S
L4 2.5L 2500cc	QR25DE		N/S	N/S	<b>MURANO</b>				
V6 4.0L 3954cc	VQ40DE		N/S	N/S	V6 3.5L 3498cc				
<b>MAXIMA</b>					<b>PATHFINDER</b>				
V6 3.0L 2987cc (Mex.)			N/S	N/S	V6 3.5L 3498cc	VQ35DE	D	3023	23023
V6 3.5L 3498cc	VQ35DE	X,V	N/S	N/S	<b>PATHFINDER ARMADA</b>				
<b>MICRA</b>					V8 5.6L 5552cc				
L4 1.4L 1386cc (Mex.)			N/S	N/S	VK56DE	A		N/S	N/S
<b>MURANO</b>					<b>PICK UP</b>				
V6 3.5L 3498cc	VQ35DE		N/S	N/S	L4 2.4L 2389cc (Mex.)			N/A <sup>61</sup>	N/A <sup>61</sup>
<b>PATHFINDER</b>					L4 2.4L 2389cc KA24E (Mex.)				
V6 4.0L 3954cc	VQ40DE	X,V	N/S	N/S			3470		N/A
<b>PICK UP</b>					<b>PICK UP D-21</b>				
L4 2.4L 2389cc (Mex.)			N/A <sup>61</sup>	N/A <sup>61</sup>	L4 2.4L 2389cc (Mex.)			N/A	N/A
<b>PICK UP D-21</b>					L4 2.4L 2389cc KA24E (Mex.)				
L4 2.4L 2389cc (Mex.)			N/A <sup>61</sup>	N/A <sup>61</sup>				N/A	N/A
L4 2.4L 2389cc KA24E (Mex.)			N/A <sup>61</sup>	N/A <sup>61</sup>	<b>PLATINA</b>				
<b>PLATINA</b>					L4 1.6L 1598cc DOHC 16V (Mex.)				
L4 1.6L 1598cc DOHC 16V (Mex.)			308034	N/A	<b>QUEST</b>				
<b>QUEST</b>					V6 3.5L 3498cc				
V6 3.5L 3498cc	VQ35DE		N/S	N/S	<b>SENTRA</b>				
<b>SENTRA</b>					L4 1.8L 1809cc				
L4 1.8L 1809cc	QG18DE		N/S	N/S	L4 2.0L 1998cc (Mex.)			3023	23023
L4 2.0L 1998cc (Mex.)			3023	23023	L4 2.5L 2500cc	QR25DE		N/S	N/S
L4 2.5L 2500cc	QR25DE		N/S	N/S	<b>TITAN</b>				
<b>TITAN</b>					V8 5.6L 5552cc				
V8 5.6L 5552cc	VK56DE	A	N/S	N/S	<b>TSUBAME</b>				
<b>TSURU</b>					L4 1.6L 1598cc DOHC 16V (Mex.)				
L4 1.6L 1597cc (Mex.)			N/A <sup>61</sup>	N/A <sup>61</sup>	<b>TSURU</b>				
<b>URVAN</b>					L4 1.6L 1597cc (Mex.)				
L4 2.4L (Mex.)			3023	23023	<b>URVAN</b>				
<b>XTERRA</b>					L4 2.4L (Mex.)				
L4 2.5L (Mex.)			N/S	N/S	<b>XTERRA</b>				
V6 4.0L 3954cc	VQ40DE		N/S	N/S	L4 2.4L 2389cc	KA24DE		3023	23023
<b>X-TRAIL</b>					V6 3.3L 3275cc				
L4 2.5L 2488cc			N/S	N/S	V6 3.3L 3275cc Super Charged	VG33E		3023	23023
L4 2.5L 2488cc (Mex.)	QR25DE		N/S	N/S	V6 3.3L 3275cc Super Charged	VG33ER		3023	23023
<b>2004</b>					<b>X-TRAIL</b>				
<b>350Z</b>					L4 2.5L 2488cc (Mex.)				
V6 3.5L 3498cc	VQ35DE	A	N/S	N/S	<b>2003</b>				
<b>ALMERA</b>					<b>350Z</b>				
L4 1.8L 1769cc (Mex.)			N/A <sup>61</sup>	N/A <sup>61</sup>	V6 3.5L 3498cc				
<b>ALTIMA</b>					VQ35DE				
L4 2.5L 2500cc	QR25DE	A	N/S	N/S	<b>ALMERA</b>				
V6 3.5L 3498cc	VQ35DE	B	N/S	N/S	L4 1.8L 1769cc (Mex.)				

See pages 13-16 for footnotes.

*Italicized Part Numbers May Not Be Available.*  
 Las piezas con números en *italicas* pueden no estar disponibles.  
 Les numéros de pièce en *italiques* peuvent ne pas être disponibles.



NISSAN 2003-2001

Pass Car Light Truck Fuel Filter Section

Year/Año/Année Model/Modelo/Modèle Engine/Motor/Moteur	Eng. Code Código de motor Code moteur	VIN NIV NIV	GOLD Fuel Combustible Carburant	ProSelect Fuel Combustible Carburant	Year/Año/Année Model/Modelo/Modèle Engine/Motor/Moteur	Eng. Code Código de motor Code moteur	VIN NIV NIV	GOLD Fuel Combustible Carburant	ProSelect Fuel Combustible Carburant
<b>NISSAN (Cont'd/Suite)</b>					<b>NISSAN (Cont'd/Suite)</b>				
<b>2003 (Cont'd/Suite)</b>					<b>2002 (Cont'd/Suite)</b>				
<b>ESTACAS</b>					<b>PICK UP D-21</b>				
L4 2.4L 2389cc (Mex.)			N/A <sup>61</sup>	N/A <sup>61</sup>	L4 2.4L 2389cc (Mex.)			N/A	N/A
<b>FRONTIER</b>					L4 2.4L 2389cc KA24E (Mex.)				
L4 2.4L 2389cc	KA24DE		3023	23023	<b>PLATINA</b>				
V6 3.3L 3275cc	VG33E		3023	23023	L4 1.6L 1598cc DOHC 16V (Mex.)				
V6 3.3L 3275cc Super Charged	VG33ER		3023	23023			308034		N/A
<b>MAXIMA</b>					<b>QUEST</b>				
V6 3.5L 3498cc	VQ35DE		N/S	N/S	V6 3.3L 3275cc				
<b>MURANO</b>					<b>SENTRA</b>				
V6 3.5L 3498cc	VQ35DE	W	N/S	N/S	L4 1.8L 1769cc (Mex.)				
<b>PATHFINDER</b>					L4 1.8L 1809cc				
V6 3.5L 3498cc	VQ35DE	D	3023	23023	L4 2.0L 1998cc (Mex.)				
<b>PICK UP</b>					L4 2.5L 2500cc				
L4 2.4L 2389cc KA24E (Mex.)			3470	N/A	<b>TSUBAME</b>				
<b>PICK UP D-21</b>					<b>TSURU</b>				
L4 2.4L 2389cc (Mex.)			N/A	N/A	L4 1.6L 1597cc (Mex.)				
L4 2.4L 2389cc KA24E (Mex.)			N/A	N/A	L4 1.6L 1598cc DOHC 16V (Mex.)				
<b>PLATINA</b>					<b>URVAN</b>				
L4 1.6L 1598cc DOHC 16V (Mex.)			308034	N/A	L4 2.4L (Mex.)				
<b>SENTRA</b>					<b>XTRERRA</b>				
L4 1.8L 1809cc	QG18DE		N/S	N/S	L4 2.4L 2389cc				
L4 2.0L 1998cc (Mex.)			3023	23023	V6 3.3L 3275cc				
L4 2.5L 2500cc	QR25DE		N/S	N/S	V6 3.3L 3275cc Super Charged				
<b>TSUBAME</b>					<b>X-TRAIL</b>				
L4 1.6L 1598cc DOHC 16V (Mex.)			3023	23023	L4 2.5L 2488cc (Mex.)				
<b>TSURU</b>					<b>2001</b>				
L4 1.6L 1597cc (Mex.)			N/A <sup>61</sup>	N/A <sup>61</sup>	<b>ALMERA</b>				
<b>URVAN</b>					L4 1.8L 1769cc (Mex.)				
L4 2.4L (Mex.)			3023	23023	L4 1.8L 1769cc (Mex.)				
<b>XTRERRA</b>					<b>ALTIMA</b>				
L4 2.4L 2389cc	KA24DE		3023	23023	L4 2.4L 2389cc				
V6 3.3L 3275cc	VG33E		3023	23023	L4 2.4L 2389cc (Mex.)				
V6 3.3L 3275cc Super Charged	VG33ER		3023	23023	L4 2.4L 2389cc				
<b>X-TRAIL</b>					<b>FRONTIER</b>				
L4 2.5L 2488cc (Mex.)	QR25DE		N/S	N/S	L4 2.4L 2389cc				
<b>2002</b>					V6 3.3L 3275cc				
<b>ALMERA</b>					V6 3.3L 3275cc Super Charged				
L4 1.8L 1769cc (Mex.)			N/A <sup>61</sup>	N/A <sup>61</sup>	<b>LUCINO</b>				
<b>ALTIMA</b>					L4 1.6L 1598cc DOHC 16V (Mex.)				
L4 2.5L 2500cc	QR25DE	A	N/S	N/S	<b>MAXIMA</b>				
V6 3.5L 3498cc	VQ35DE	B	N/S	N/S	V6 3.0L 2988cc				
<b>ESTACAS</b>					<b>PATHFINDER</b>				
L4 2.4L 2389cc (Mex.)			N/A <sup>61</sup>	N/A <sup>61</sup>	V6 3.5L 3498cc				
<b>FRONTIER</b>					<b>PICK UP</b>				
L4 2.4L 2389cc	KA24DE		3023	23023	L4 2.4L 2389cc KA24E (Mex.)				
V6 3.3L 3275cc	VG33E		3023	23023	<b>PICK UP D-21</b>				
V6 3.3L 3275cc Super Charged	VG33ER		3023	23023	L4 2.4L 2389cc (Mex.)				
<b>MAXIMA</b>					L4 2.4L 2389cc KA24E (Mex.)				
V6 3.0L 2987cc (Mex.)			N/S	N/S	<b>QUEST</b>				
V6 3.5L 3498cc	VQ35DE		N/S	N/S	V6 3.3L 3275cc				
<b>PATHFINDER</b>					<b>SENTRA</b>				
V6 3.5L 3498cc	VQ35DE	D	3023	23023	L4 1.8L 1809cc				
<b>PICK UP</b>					L4 2.0L 1998cc				
L4 2.4L 2389cc KA24E (Mex.)			3470	N/A	<b>TSUBAME</b>				
<b>PICK UP D-21</b>					L4 1.6L 1598cc DOHC 16V (Mex.)				
L4 2.4L 2389cc (Mex.)			N/A	N/A	L4 1.6L 1598cc DOHC 16V (Mex.)				
L4 2.4L 2389cc KA24E (Mex.)			N/A	N/A	L4 1.8L 1809cc				
<b>QUEST</b>					L4 2.0L 1998cc				
V6 3.3L 3275cc	VG33E		3023	23023	<b>TSUBAME</b>				
<b>SENTRA</b>					L4 1.6L 1598cc DOHC 16V (Mex.)				
L4 1.8L 1809cc	QG18DE		N/S	N/S	L4 1.6L 1598cc DOHC 16V (Mex.)				
L4 2.0L 1998cc	MR20DE		N/S	N/S	L4 1.6L 1598cc DOHC 16V (Mex.)				
<b>TSUBAME</b>					L4 1.6L 1598cc DOHC 16V (Mex.)				
L4 1.6L 1598cc DOHC 16V (Mex.)			3023	23023	L4 1.6L 1598cc DOHC 16V (Mex.)				

See pages 13-16 for footnotes.

*Italicized Part Numbers May Not Be Available.*  
Las piezas con números en *italicas* pueden no estar disponibles.  
Les numéros de pièce en *italiques* peuvent ne pas être disponibles.





Pass Car Light Truck Fuel Filter Section

NISSAN 2001 — PEUGEOT 2016

Year/Año/Année Model/Modelo/Modèle Engine/Motor/Moteur	Eng. Code Código de motor Code moteur	VIN NIV NIV	GOLD Fuel Combustible Carburant	ProSelect Fuel Combustible Carburant	Year/Año/Année Model/Modelo/Modèle Engine/Motor/Moteur	Eng. Code Código de motor Code moteur	VIN NIV NIV	GOLD Fuel Combustible Carburant	ProSelect Fuel Combustible Carburant
<b>NISSAN (Cont'd/Suite)</b>					<b>OLDSMOBILE (Cont'd/Suite)</b>				
<b>2001 (Cont'd/Suite)</b>					<b>2001 (Cont'd/Suite)</b>				
<b>TSURU</b>					<b>SILHOUETTE</b>				
L4 1.6L 1597cc (Mex.)			N/A <sup>61</sup>	N/A <sup>61</sup>	V6 3.4L 207 CID		E	3183	23183
<b>URVAN</b>					<b>OPEL</b>				
L4 2.4L (Mex.)		3023		23023	<b>2005</b>				
<b>XTERRA</b>					<b>ASTRA</b>				
L4 2.4L 2389cc	KA24DE		3023	23023	L4 1.8L 1796cc (Mex.)			N/S	N/S
V6 3.3L 3275cc	VG33E		3023	23023	<b>2004</b>				
<b>OLDSMOBILE</b>					<b>ASTRA</b>				
<b>2004</b>					<b>2004</b>				
<b>ALERO</b>					<b>2003</b>				
L4 2.2L 134 CID	L61	F	3311	23311	L4 1.6L 1598cc CNG (Mex.)			3078	N/A
V6 3.4L 207 CID		E	3311	23311	L4 1.8L 1796cc (Mex.)			N/S	N/S
<b>BRAVADA</b>					<b>2002</b>				
L6 4.2L 256 CID		S	3129	23129	<b>ASTRA</b>				
<b>SILHOUETTE</b>					<b>2002</b>				
V6 3.4L 207 CID		E	3689	23689	<b>ASTRA</b>				
<b>2003</b>					<b>2002</b>				
<b>ALERO</b>					<b>PEUGEOT</b>				
L4 2.2L 134 CID	L61	F	3311	23311	<b>2018</b>				
V6 3.4L 207 CID		E	3311	23311	<b>MANAGER</b>				
<b>AURORA</b>					<b>2017</b>				
V8 4.0L 244 CID		C	3311	23311	<b>208</b>				
<b>BRAVADA</b>					<b>3008</b>				
L6 4.2L 256 CID		S	3129	23129	L4 1.6L 1560CC 95CID (Mex.)			N/S	N/S
<b>SILHOUETTE</b>					<b>3008</b>				
V6 3.4L 207 CID		E	3183 w/1 Male End 3689 w/2 Male Ends	23183 w/1 Male End 23689 w/2 Male Ends	L4 1.6L THP1598cc Turbo (Mex.)	EP6DT		308034	N/A
<b>2002</b>					<b>301</b>				
<b>ALERO</b>					<b>308</b>				
L4 2.2L 134 CID	L61	F	3311	23311	L4 1.6L 1587cc (Mex.)			N/S	N/S
V6 3.4L 207 CID		E	3311	23311	<b>308</b>				
<b>AURORA</b>					<b>508</b>				
V6 3.5L 214 CID		H	3311	23311	L4 1.6L 1598cc (Mex.)			308034	N/A
V8 4.0L 244 CID		C	3311	23311	<b>MANAGER</b>				
<b>BRAVADA</b>					<b>RCZ</b>				
L6 4.2L 256 CID		S	3129	23129	L4 2.2L 2198CC 134CID (Mex.)			N/S	N/S
<b>INTRIGUE</b>					<b>2016</b>				
V6 3.5L 214 CID		H	3311	23311	<b>2008</b>				
<b>SILHOUETTE</b>					<b>208</b>				
V6 3.4L 207 CID		E	3183	23183	L4 1.6L 1598cc Turbo (Mex.)			308034	N/A
<b>2001</b>					<b>208</b>				
<b>ALERO</b>					<b>3008</b>				
L4 2.4L 146 CID		T	3311	23311	L4 1.6L THP 1598cc Turbo (Mex.)	EP6CDT		308034	N/A
V6 3.4L 207 CID		E	3311	23311	<b>301</b>				
<b>AURORA</b>					<b>301</b>				
V6 3.5L 214 CID		H	3311	23311	L4 1.6L 1560cc Diesel (Mex.)			N/A	N/A
V8 4.0L 244 CID		C	3311	23311	L4 1.6L 1587cc (Mex.)			308034	N/A
<b>BRAVADA</b>					<b>308</b>				
V6 4.3L 262 CID		W	3579	23579	L4 1.6L 1598cc Turbo (Mex.)			308034	N/A
<b>INTRIGUE</b>					<b>508</b>				
V6 3.5L 214 CID		H	3311	23311	L4 1.6L THP1598cc Turbo (Mex.)	EP6DT		308034	N/A

See pages 13-16 for footnotes.

*Italicized Part Numbers May Not Be Available.*  
 Las piezas con números en *italicas* pueden no estar disponibles.  
 Les numéros de pièce en *italiques* peuvent ne pas être disponibles.

P  
a  
s  
s  
C  
a  
r  
L  
i  
g  
h  
t  
T  
r  
u  
c  
k  
F  
u  
e  
l  
F  
i  
l  
t  
e  
r  
s



Year/Año/Année Model/Modelo/Modelé Engine/Motor/Moteur	Eng. Code Código de motor Code moteur	VIN NIV NIV	GOLD Fuel Combustible Carburant	ProSelect Fuel Combustible Carburant	Year/Año/Année Model/Modelo/Modelé Engine/Motor/Moteur	Eng. Code Código de motor Code moteur	VIN NIV NIV	GOLD Fuel Combustible Carburant	ProSelect Fuel Combustible Carburant
<b>PEUGEOT (Cont'd/Suite)</b>					<b>PEUGEOT (Cont'd/Suite)</b>				
<b>2016 (Cont'd/Suite)</b>					<b>2013 (Cont'd/Suite)</b>				
<b>MANAGER</b>					<b>308</b>				
L4 2.2L 2198cc Diesel (Mex.)			N/A	N/A	L4 1.6L THP 1598cc Turbo (Mex.)	EP6CDT		308034	N/A
<b>RCZ</b>					<b>508</b>				
L4 1.6L 1598cc Turbo (Mex.)			N/S	N/S	L4 1.6L THP1598cc Turbo (Mex.)	EP6DT		308034	N/A
<b>2015</b>					<b>MANAGER</b>				
<b>2008</b>					L4 2.2L 2198cc Diesel (Mex.)				
L4 1.6L 1598cc Turbo (Mex.)			308034	N/A	L4 3.0L HDI TURBO DIESEL (Mex.)			N/A	N/A
<b>208</b>					<b>RCZ</b>				
L4 1.6L THP 1598cc Turbo (Mex.)	EP6CDT		308034	N/A	L4 1.6L 1598cc Turbo (Mex.)			N/S	N/S
L4 1.6L THP1598cc Turbo (Mex.)	EP6DT		308034	N/A	<b>2012</b>				
<b>3008</b>					<b>207</b>				
L4 1.6L THP 1598cc Turbo (Mex.)	EP6CDT		N/A	N/A	L4 1.6L 1598cc (Mex.)			N/S	N/S
L4 1.6L THP1598cc Turbo (Mex.)	EP6DT		308034	N/A	L4 1.6L 1598cc 98 CID Turbo (Mex.)	EP6DT		N/S	N/S
<b>301</b>					<b>3008</b>				
L4 1.6L 1587cc (Mex.)			N/S	N/S	L4 1.6L THP 1598cc Turbo (Mex.)	EP6CDT		N/S	N/S
<b>508</b>					L4 1.6L THP1598cc Turbo (Mex.)				
L4 1.6L THP1598cc Turbo (Mex.)	EP6DT		308034	N/A	<b>308</b>				
<b>MANAGER</b>					L4 1.6L THP 1598cc Turbo (Mex.)				
L4 2.2L 2198cc Diesel (Mex.)			N/A	N/A	L4 1.6L THP 1598cc Turbo (Mex.)	EP6CDT		308034	N/A
L4 3.0L HDI TURBO DIESEL (Mex.)			N/A	N/A	<b>508</b>				
<b>RCZ</b>					L4 1.6L THP1598cc Turbo (Mex.)				
L4 1.6L 1598cc Turbo (Mex.)			N/S	N/S	L4 1.6L THP1598cc Turbo (Mex.)	EP6DT		308034	N/A
<b>2014</b>					<b>EXPERT TEPEE</b>				
<b>2008</b>					L4 2.0L 1997cc HDI Diesel (Mex.)				
L4 1.6L 1598cc Turbo (Mex.)			308034	N/A	<b>GRAND RAID</b>				
<b>207</b>					L4 1.6L 1598cc (Mex.)				
L4 1.6L 1598cc Turbo (Mex.)			N/S	N/S	L4 1.6L 1598cc Turbo (Mex.)			308034	N/A
<b>208</b>					<b>MANAGER</b>				
L4 1.6L THP 1598cc Turbo (Mex.)	EP6CDT		308034	N/A	L4 2.2L 2198cc Diesel (Mex.)			N/A	N/A
L4 1.6L THP1598cc Turbo (Mex.)	EP6DT		308034	N/A	L4 3.0L HDI TURBO DIESEL (Mex.)			N/A	N/A
<b>3008</b>					<b>RCZ</b>				
L4 1.6L THP 1598cc Turbo (Mex.)	EP6CDT		N/S	N/S	L4 1.6L 1598cc Turbo (Mex.)			N/S	N/S
L4 1.6L THP1598cc Turbo (Mex.)	EP6DT		N/S	N/S	<b>2011</b>				
<b>301</b>					<b>207</b>				
L4 1.6L 1587cc (Mex.)			N/S	N/S	L4 1.4L 1360CC TU3AE5 (Mex.)			N/S	N/S
<b>308</b>					L4 1.6L 1598cc 98 CID (Mex.)				
L4 1.6L THP 1598cc Turbo (Mex.)	EP6CDT		308034	N/A	L4 1.6L 1598cc 98 CID (Mex.)	5FX		308034	N/A
<b>508</b>					<b>3008</b>				
L4 1.6L THP1598cc Turbo (Mex.)	EP6DT		308034	N/A	L4 1.6L 1587cc (Mex.)			N/S	N/S
<b>MANAGER</b>					L4 1.6L THP 1598cc Turbo (Mex.)				
L4 2.2L 2198cc Diesel (Mex.)			N/A	N/A	L4 1.6L THP 1598cc Turbo (Mex.)	EP6CDT		N/S	N/S
L4 3.0L HDI TURBO DIESEL (Mex.)			N/A	N/A	<b>307</b>				
<b>RCZ</b>					L4 2.0L 1998cc (Mex.)				
L4 1.6L 1598cc Turbo (Mex.)			N/S	N/S	L4 2.0L 1997cc HDI Diesel (Mex.)			308321	N/A
<b>2013</b>					<b>GRAND RAID</b>				
<b>207</b>					L4 1.6L 1598cc (Mex.)				
L4 1.6L 1598cc (Mex.)			N/S	N/S	L4 1.6L 1598cc Turbo (Mex.)			308034	N/A
L4 1.6L 1598cc 98 CID Turbo (Mex.)	EP6DT		N/S	N/S	<b>MANAGER</b>				
<b>3008</b>					L4 3.0L HDI TURBO DIESEL (Mex.)				
L4 1.6L THP 1598cc Turbo (Mex.)	EP6CDT		N/S	N/S	L4 1.6L 1598cc Turbo (Mex.)			N/A	N/A
L4 1.6L THP1598cc Turbo (Mex.)	EP6DT		N/S	N/S	<b>2010</b>				
<b>301</b>					<b>207</b>				
L4 1.6L 1587cc (Mex.)			N/S	N/S	L4 1.4L 1360CC 83CID (Mex.)			308034	N/A
<b>2013</b>					L4 1.6L 1598cc 98 CID (Mex.)				
<b>207</b>					L4 1.6L 1587cc (Mex.)				
L4 1.6L 1598cc (Mex.)			N/S	N/S	L4 1.6L THP 1598cc Turbo (Mex.)	EP6CDT		N/S	N/S
L4 1.6L 1598cc 98 CID Turbo (Mex.)	EP6DT		N/S	N/S	<b>307</b>				
<b>3008</b>					L4 2.0L 1998cc (Mex.)				
L4 1.6L THP 1598cc Turbo (Mex.)	EP6CDT		N/S	N/S	L4 2.0L 1997cc HDI Diesel (Mex.)			308321	N/A
L4 1.6L THP1598cc Turbo (Mex.)	EP6DT		N/S	N/S	<b>GRAND RAID</b>				
<b>301</b>					L4 1.6L 1598cc (Mex.)				
L4 1.6L 1587cc (Mex.)			N/S	N/S	L4 1.6L 1598cc Turbo (Mex.)			308034	N/A
<b>2013</b>					<b>MANAGER</b>				
<b>207</b>					L4 3.0L HDI TURBO DIESEL (Mex.)				
L4 1.6L 1598cc (Mex.)			N/S	N/S	L4 1.6L 1598cc Turbo (Mex.)			N/A	N/A
L4 1.6L 1598cc 98 CID Turbo (Mex.)	EP6DT		N/S	N/S	<b>2010</b>				
<b>3008</b>					<b>207</b>				
L4 1.6L THP 1598cc Turbo (Mex.)	EP6CDT		N/S	N/S	L4 1.4L 1360CC 83CID (Mex.)			308034	N/A
L4 1.6L THP1598cc Turbo (Mex.)	EP6DT		N/S	N/S	L4 1.6L 1598cc 98 CID (Mex.)			308034	N/A
<b>301</b>					<b>3008</b>				
L4 1.6L 1587cc (Mex.)			N/S	N/S	L4 1.6L 1587cc (Mex.)			N/S	N/S
<b>2013</b>					L4 1.6L THP 1598cc Turbo (Mex.)				
<b>207</b>					L4 2.0L 1998cc (Mex.)				
L4 1.6L 1598cc (Mex.)			N/S	N/S	L4 2.0L 1997cc HDI Diesel (Mex.)			308321	N/A
L4 1.6L 1598cc 98 CID Turbo (Mex.)	EP6DT		N/S	N/S	<b>GRAND RAID</b>				
<b>3008</b>					L4 1.6L 1598cc (Mex.)				
L4 1.6L THP 1598cc Turbo (Mex.)	EP6CDT		N/S	N/S	L4 1.6L 1598cc Turbo (Mex.)			308034	N/A
L4 1.6L THP1598cc Turbo (Mex.)	EP6DT		N/S	N/S	<b>MANAGER</b>				
<b>301</b>					L4 3.0L HDI TURBO DIESEL (Mex.)				
L4 1.6L 1587cc (Mex.)			N/S	N/S	L4 1.6L 1598cc Turbo (Mex.)			N/A	N/A

See pages 13-16 for footnotes.



Pass Car Light Truck Fuel Filter Section

PEUGEOT 2010-2008

Year/Año/Année Model/Modelo/Modele Engine/Motor/Moteur	Eng. Code Código de motor Code moteur	VIN NIV NIV	GOLD Fuel Combustible Carburant	ProSelect Fuel Combustible Carburant	Year/Año/Année Model/Modelo/Modele Engine/Motor/Moteur	Eng. Code Código de motor Code moteur	VIN NIV NIV	GOLD Fuel Combustible Carburant	ProSelect Fuel Combustible Carburant
<b>PEUGEOT (Cont'd/Suite)</b>					<b>PEUGEOT (Cont'd/Suite)</b>				
<b>2010 (Cont'd/Suite)</b>					<b>2009 (Cont'd/Suite)</b>				
<b>EXPERT TEPEE</b>					<b>PARTNER GRAND RAID</b>				
L4 2.0L 1997cc HDI Diesel (Mex.)			308321	N/A	L4 1.6L 1587cc (Mex.)			308034	N/A
<b>GRAND RAID</b>					<b>2008</b>				
L4 1.6L 1598cc (Mex.)			308034	N/A	<b>1007</b>				
<b>MANAGER</b>					L4 1.4L 1398cc Diesel (Mex.)				
L4 3.0L 2998CC 183CID (Mex.)			N/S	N/S	L4 1.6L 1560cc Diesel (Mex.)			308360	N/A
<b>PARTNER</b>					<b>107</b>				
L4 1.6L 1560cc HDI Diesel (Mex.)			308360	N/A	L4 1.4L 1398cc Diesel (Mex.)				
<b>PARTNER GRAND RAID</b>					<b>206</b>				
L4 1.6L 1587cc (Mex.)			308034	N/A	L4 1.6L 1587cc (Mex.)				
<b>2009</b>					<b>206 SW</b>				
<b>107</b>					L4 1.6L 1587cc (Mex.)				
L4 1.4L 1398cc Diesel (Mex.)			N/A	N/A	L4 1.6L 1587cc (Mex.)				
<b>206+</b>					<b>206 XR</b>				
L4 1.4L 1398cc Diesel (Mex.)			N/A	N/A	L4 1.6L 1587cc (Mex.)				
<b>207</b>					<b>207</b>				
L4 1.6L 1598cc 98 CID Turbo (Mex.)	EP6DT		308034	N/A	L4 1.6L 1598cc 98 CID Turbo (Mex.)				
<b>207 SW</b>					<b>207 SW</b>				
L4 1.4L 1360cc (Mex.)	ET3J4		N/S	N/S	L4 1.4L 1360cc (Mex.)				
L4 1.6L 1598cc (Mex.)			N/S	N/S	L4 1.6L 1598cc (Mex.)				
<b>307</b>					<b>307</b>				
L4 1.4L 1360cc (Mex.)	ET3J4		308034	N/A	L4 1.4L 1360cc (Mex.)				
L4 1.6L 1560cc Diesel (Mex.)			308360	N/A	L4 1.6L 1560cc Diesel (Mex.)				
L4 1.6L 1598cc (Mex.)			308034	N/A	L4 1.6L 1598cc (Mex.)				
L4 2.0L 1997cc Diesel (Mex.)			308321	N/A	L4 2.0L 1997cc Diesel (Mex.)				
L4 2.0L 1998cc (Mex.)			308034	N/A	L4 2.0L 1998cc (Mex.)				
<b>308</b>					<b>308</b>				
L4 1.6L 1598cc 98 CID Turbo (Mex.)	EP6DT		308034	N/A	L4 1.6L 1560cc Diesel (Mex.)				
L4 2.0L 1997cc Diesel (Mex.)			308321	N/A	L4 2.0L 1997cc Diesel (Mex.)				
<b>308 SW</b>					<b>308 SW</b>				
L4 1.4L 1397cc (Mex.)			N/S	N/S	L4 1.4L 1397cc (Mex.)				
L4 1.6L 1560cc Diesel (Mex.)			308360	N/A	L4 1.6L 1560cc Diesel (Mex.)				
L4 1.6L 1598cc (Mex.)			308034	N/A	L4 1.6L 1598cc (Mex.)				
L4 2.0L 1997cc Diesel (Mex.)			308321	N/A	L4 2.0L 1997cc Diesel (Mex.)				
<b>407</b>					<b>407</b>				
L4 1.6L 1560cc Diesel (Mex.)			308360	N/A	L4 1.6L 1560cc Diesel (Mex.)				
L4 2.0L 1997cc Diesel (Mex.)			308321	N/A	L4 2.0L 1997cc Diesel (Mex.)				
L4 2.2L 2179cc Diesel (Mex.)			N/A	N/A	L4 2.2L 2179cc Diesel (Mex.)				
V6 2.7L 2721cc Diesel (Mex.)			N/A	N/A	L4 2.2L 2230cc (Mex.)				
<b>607</b>					V6 2.7L 2721cc Diesel (Mex.)				
V6 2.7L 2721cc Diesel (Mex.)			N/A	N/A	V6 3.0L 2946cc (Mex.)				
<b>BOXER</b>					<b>607</b>				
L4 2.2L 2198cc Diesel (Mex.)			N/A	N/A	V6 2.7L 2721cc Diesel (Mex.)				
L4 3.0L 2998cc Diesel (Mex.)			N/A	N/A	V6 3.0L 2946cc (Mex.)				
<b>EXPERT</b>					<b>BOXER</b>				
L4 2.0L 1997cc Turbo Diesel (Mex.)			308321	N/A	L4 2.2L 2198cc Diesel (Mex.)				
<b>EXPERT TEPEE</b>					L4 3.0L 2998cc Diesel (Mex.)				
L4 2.0L 1997cc HDI Diesel (Mex.)			308321	N/A	<b>EXPERT</b>				
<b>GRAND RAID</b>					L4 2.0L 1997cc Turbo Diesel (Mex.)				
L4 1.6L 1587cc (Mex.)			308034	N/A	<b>EXPERT TEPEE</b>				
<b>MANAGER</b>					L4 2.0L 1997cc HDI Diesel (Mex.)				
L4 3.0L HDI TURBO DIESEL (Mex.)			N/A	N/A	<b>GRAND RAID</b>				
<b>PARTNER</b>					L4 1.6L (Mex.)				
L4 1.6L 1560cc HDI Diesel (Mex.)			308360	N/A	<b>PARTNER</b>				
					L4 1.6L 1587cc TU5JP4 (Mex.)				

See pages 13-16 for footnotes.

*Italicized Part Numbers May Not Be Available.*  
Las piezas con números en *italicas* pueden no estar disponibles.  
Les numéros de pièce en *italiques* peuvent ne pas être disponibles.

P  
a  
s  
s  
C  
a  
r  
L  
i  
g  
h  
t  
T  
r  
u  
c  
k  
F  
u  
e  
l  
F  
i  
l  
t  
e  
r  
s



Year/Año/Année Model/Modelo/Modèle Engine/Motor/Moteur	Eng. Code Código de motor Code moteur	VIN NIV NIV	GOLD Fuel Combustible Carburant	ProSelect Fuel Combustible Carburant	Year/Año/Année Model/Modelo/Modèle Engine/Motor/Moteur	Eng. Code Código de motor Code moteur	VIN NIV NIV	GOLD Fuel Combustible Carburant	ProSelect Fuel Combustible Carburant
<b>PEUGEOT (Cont'd/Suite)</b>					<b>PEUGEOT (Cont'd/Suite)</b>				
<b>2008 (Cont'd/Suite)</b>					<b>2007 (Cont'd/Suite)</b>				
<b>PARTNER GRAND RAID</b>					<b>407</b>				
L4 1.6L 1587cc (Mex.)			308034	N/A	L4 1.6L 1560cc Diesel (Mex.)			308360	N/A
<b>2007</b>					L4 2.0L 1997cc Diesel (Mex.)			308321	N/A
<b>1007</b>					L4 2.2L 2179cc Diesel (Mex.)			N/A	N/A
L4 1.4L 1398cc Diesel (Mex.)			N/A	N/A	L4 2.2L 2230cc (Mex.)			308034	N/A
L4 1.6L 1560cc Diesel (Mex.)			308360	N/A	V6 2.7L 2721cc Diesel (Mex.)			N/A <sup>61</sup>	N/A <sup>61</sup>
<b>107</b>					<b>607</b>				
L4 1.4L 1398cc Diesel (Mex.)			N/A	N/A	V6 2.7L 2721cc Diesel (Mex.)			N/A <sup>61</sup>	N/A <sup>61</sup>
<b>206</b>					V6 3.0L 2946cc (Mex.)			308034	N/A
L4 1.4i L 1360cc (Mex.)	TU3JP		308034	N/A	<b>BOXER</b>				
L4 1.6L 1587cc (Mex.)			308034	N/A	L4 2.2L 2198cc Diesel (Mex.)			N/A <sup>61</sup>	N/A <sup>61</sup>
L4 1.6L HDI 1587cc Diesel (Mex.)	DV6TEDA		308360	N/A	L4 3.0L 2998cc Diesel (Mex.)			N/A <sup>61</sup>	N/A <sup>61</sup>
L4 2.0L 1997cc Diesel (Mex.)			N/A	N/A	<b>EXPERT TEEPE</b>				
<b>206 CC</b>					L4 2.0L 1997cc HDI Diesel (Mex.)			308321	N/A
L4 1.6L 1587cc (Mex.)			308034	N/A	<b>GRAND RAID</b>				
L4 2.0L 1998cc (Mex.)			308034	N/A	L4 1.6L (Mex.)			308034	N/A
<b>206 SW</b>					<b>PARTNER</b>				
L4 1.1L 1124cc (Mex.)			308034	N/A	L4 1.6L 1587cc TU5JP4 (Mex.)			308034	N/A
L4 1.4i L 1360cc (Mex.)	TU3JP		308034	N/A	<b>PARTNER FURGON</b>				
L4 1.4L 1398cc Diesel (Mex.)			N/A	N/A	L4 1.6L 1587cc (Mex.)			308034	N/A
L4 1.6L 1587cc (Mex.)			308034	N/A	<b>PARTNER GRAND RAID</b>				
L4 1.6L HDI 1587cc Diesel (Mex.)	DV6TEDA		308360	N/A	L4 1.6L 1587cc (Mex.)			308034	N/A
L4 2.0L 1997cc Diesel (Mex.)			N/A	N/A	<b>2006</b>				
L4 2.0L 1998cc Turbo (Mex.)			N/A	N/A	<b>1007</b>				
<b>206 X LINE</b>					L4 1.4L 1398cc Diesel (Mex.)			N/A	N/A
L4 1.6L 1587cc (Mex.)			308034	N/A	<b>106</b>				
<b>206 XR</b>					L4 1.4L 1360cc Diesel (Mex.)			308068	N/A
L4 1.6L 1587cc (Mex.)			308034	N/A	<b>107</b>				
<b>206 XS</b>					L4 1.4L 1398cc Diesel (Mex.)			N/A <sup>61</sup>	N/A <sup>61</sup>
L4 1.6L 1587cc (Mex.)			308034	N/A	<b>206</b>				
<b>206 XT</b>					L4 1.4i L 1360cc (Mex.)	TU3JP		308034	N/A
L4 1.6L 1587cc (Mex.)			308034	N/A	L4 1.6L 1587cc (Mex.)			308034	N/A
<b>207</b>					L4 1.6L HDI 1587cc Diesel (Mex.)	DV6TEDA		308360	N/A
L4 1.4L 1398cc Diesel (Mex.)			N/A	N/A	L4 2.0L 1997cc Diesel (Mex.)			N/A <sup>450,61</sup>	N/A <sup>450,61</sup>
L4 1.6L 1560cc Diesel (Mex.)			308360	N/A				N/A <sup>451,61</sup>	N/A <sup>451,61</sup>
<b>207 SW</b>					<b>206 CC</b>				
L4 1.4L 1360cc (Mex.)	ET3J4		N/S	N/S	L4 1.6L 1587cc (Mex.)			308034	N/A
L4 1.6L 1598cc (Mex.)			N/S	N/S	L4 2.0L 1998cc (Mex.)			308034	N/A
<b>307</b>					<b>206 SW</b>				
L4 1.4L 1360cc (Mex.)	ET3J4		308034	N/A	L4 1.1L 1124cc (Mex.)			308034	N/A
L4 1.6L 1560cc Diesel (Mex.)			308360	N/A	L4 1.4i L 1360cc (Mex.)	TU3JP		308034	N/A
L4 1.6L 1598cc (Mex.)			308034	N/A	L4 1.4L 1398cc Diesel (Mex.)			N/A <sup>61</sup>	N/A <sup>61</sup>
L4 2.0L 1997cc Diesel (Mex.)			308321	N/A	L4 1.6L 1587cc (Mex.)			308034	N/A
L4 2.0L 1998cc (Mex.)			308034	N/A	L4 1.6L HDI 1587cc Diesel (Mex.)	DV6TEDA		308360	N/A
L4 2.0L 1998cc EW10A (Mex.)			308034	N/A	L4 2.0L 1997cc Diesel (Mex.)			N/A <sup>450,61</sup>	N/A <sup>450,61</sup>
<b>308</b>								N/A <sup>451,61</sup>	N/A <sup>451,61</sup>
L4 1.6L 1560cc Diesel (Mex.)			308360	N/A	L4 2.0L 1998cc Turbo (Mex.)			308034	N/A
L4 2.0L 1997cc Diesel (Mex.)			308321	N/A	<b>206 X LINE</b>				
<b>308 SW</b>					L4 1.6L 1587cc (Mex.)			308034	N/A
L4 1.4L 1397cc (Mex.)			N/S	N/S	<b>206 XR</b>				
L4 1.6L 1560cc Diesel (Mex.)			308360	N/A	L4 1.6L 1587cc (Mex.)			308034	N/A
L4 1.6L 1598cc (Mex.)			308034	N/A	<b>206 XS</b>				
L4 2.0L 1997cc Diesel (Mex.)			308321	N/A	L4 1.6L 1587cc (Mex.)			308034	N/A
<b>308</b>					<b>206 XT</b>				
L4 1.4L 1397cc (Mex.)			N/S	N/S	L4 1.6L 1587cc (Mex.)			308034	N/A
L4 1.6L 1560cc Diesel (Mex.)			308360	N/A	<b>206</b>				
L4 1.6L 1598cc (Mex.)			308034	N/A	L4 1.6L 1587cc (Mex.)			308034	N/A
L4 2.0L 1997cc Diesel (Mex.)			308321	N/A	<b>206</b>				

See pages 13-16 for footnotes.

*Italicized Part Numbers May Not Be Available.*  
 Las piezas con números en *italicas* pueden no estar disponibles.  
 Les numéros de pièce en *italiques* peuvent ne pas être disponibles.





PEUGEOT 2004-2002

Pass Car Light Truck Fuel Filter Section

Year/Año/Année Model/Modelo/Modèle Engine/Motor/Moteur	Eng. Code Código de motor Code moteur	VIN NIV NIV	GOLD Fuel Combustible Carburant	ProSelect Fuel Combustible Carburant	Year/Año/Année Model/Modelo/Modèle Engine/Motor/Moteur	Eng. Code Código de motor Code moteur	VIN NIV NIV	GOLD Fuel Combustible Carburant	ProSelect Fuel Combustible Carburant
<b>PEUGEOT (Cont'd/Suite)</b>					<b>PEUGEOT (Cont'd/Suite)</b>				
<b>2004 (Cont'd/Suite)</b>					<b>2003 (Cont'd/Suite)</b>				
<b>206 X LINE</b>					<b>206 XS</b>				
L4 1.6L 1587cc (Mex.)			308034	N/A	L4 1.6L 1587cc (Mex.)			308034	N/A
<b>206 XR</b>					<b>307</b>				
L4 1.4i L 1360cc (Mex.)	TU3JP		308034	N/A	L4 2.0L 1998cc (Mex.)			308034	N/A
L4 1.6L 1587cc (Mex.)			308034	N/A	<b>406</b>				
<b>206 XS</b>					L4 2.0L (Mex.)			N/A	N/A
L4 1.6L 1587cc (Mex.)			308034	N/A	L4 2.2L 2179cc Diesel (Mex.)			N/A	N/A
<b>206 XT</b>					V6 3.0 (Mex.)			308034	N/A
L4 1.6L 1587cc (Mex.)			308034	N/A	<b>607</b>				
<b>307</b>					L4 2.0L 1997cc Diesel (Mex.)			N/A	N/A
L4 2.0L 1998cc (Mex.)			308034	N/A	L4 2.2L 2179cc Diesel (Mex.)			N/A	N/A
<b>406</b>					V6 3.0L 2946cc (Mex.)			308034	N/A
L4 2.0L (Mex.)			N/A	N/A	<b>BOXER</b>				
L4 2.2L 2179cc Diesel (Mex.)			N/A	N/A	L4 2.0L 1997cc Diesel (Mex.)			308277	N/A
V6 3.0 (Mex.)			308034	N/A	L4 2.2L 2179cc Diesel (Mex.)			308277	N/A
<b>407</b>					<b>PARTNER</b>				
L4 1.6L 1560cc Diesel (Mex.)			308360	N/A	L4 1.6iL 1587cc TU5JP4 (Mex.)			308034	N/A
L4 2.0L 1997cc Diesel (Mex.)			308321	N/A	<b>PARTNER FURGON</b>				
<b>607</b>					L4 1.6L 1587cc (Mex.)			308034	N/A
L4 2.0L 1997cc Diesel (Mex.)			N/A	N/A	<b>2002</b>				
L4 2.2L 2179cc Diesel (Mex.)			N/A	N/A	<b>106</b>				
V6 3.0L 2946cc (Mex.)			308034	N/A	L4 1.5L 1527cc Diesel (Mex.)			308068	N/A
<b>BOXER</b>					<b>206</b>				
L4 2.0L 1997cc Diesel (Mex.)			308277	N/A	L4 1.4i L 1360cc (Mex.)	TU3JP		308034	N/A
L4 2.2L 2179cc Diesel (Mex.)			308277	N/A	L4 1.6L 1587cc (Mex.)			308034	N/A
<b>PARTNER</b>					L4 1.9L 1868cc Diesel (Mex.)			N/A	N/A
L4 1.6iL 1587cc TU5JP4 (Mex.)			308034	N/A	L4 2.0L 1997cc Diesel (Mex.)			N/A	N/A
<b>PARTNER FURGON</b>					<b>206 CC</b>				
L4 1.6L 1587cc (Mex.)			308034	N/A	L4 1.6L 1587cc (Mex.)			308034	N/A
<b>2003</b>					L4 2.0L 1998cc (Mex.)			308034	N/A
<b>106</b>					<b>206 SW</b>				
L4 1.4L 1360cc Diesel (Mex.)			308068	N/A	L4 1.1L 1124cc (Mex.)			308034	N/A
L4 1.5L 1527cc Diesel (Mex.)			308068	N/A	L4 1.4i L 1360cc (Mex.)	TU3JP		308034	N/A
<b>206</b>					L4 1.4L 1398cc Diesel (Mex.)			N/A	N/A
L4 1.4i L 1360cc (Mex.)	TU3JP		308034	N/A	L4 1.6L 1587cc (Mex.)			308034	N/A
L4 1.6L 1587cc (Mex.)			308034	N/A	L4 2.0L 1997cc Diesel (Mex.)			N/A	N/A
L4 1.9L 1868cc Diesel (Mex.)			N/A	N/A	L4 2.0L 1998cc Turbo (Mex.)			308034	N/A
L4 2.0L 1997cc Diesel (Mex.)			N/A	N/A	<b>206 XR</b>				
L4 2.0L 1997cc Diesel (Mex.)			N/A	N/A	L4 1.6L 1587cc (Mex.)			308034	N/A
<b>206 CC</b>					<b>206 XS</b>				
L4 1.6L 1587cc (Mex.)			308034	N/A	L4 1.6L 1587cc (Mex.)			308034	N/A
L4 2.0L 1998cc (Mex.)			308034	N/A	<b>306</b>				
<b>206 SW</b>					L4 1.8L 1762cc (Mex.)			308034	N/A
L4 1.1L 1124cc (Mex.)			308034	N/A	L4 2.0L (Mex.)			308034	N/A
L4 1.4i L 1360cc (Mex.)	TU3JP		308034	N/A	<b>406</b>				
L4 1.4L 1398cc Diesel (Mex.)			N/A	N/A	L4 2.0L (Mex.)			N/A	N/A
L4 1.6L 1587cc (Mex.)			308034	N/A	L4 2.2L 2179cc Diesel (Mex.)			N/A	N/A
L4 2.0L 1997cc Diesel (Mex.)			N/A	N/A	V6 3.0 (Mex.)			308034	N/A
L4 2.0L 1997cc Diesel (Mex.)			N/A	N/A	<b>206 XR</b>				
L4 2.0L 1998cc Turbo (Mex.)			308034	N/A	L4 1.6L 1587cc (Mex.)			308034	N/A
<b>206 XR</b>					<b>206 XS</b>				
L4 1.6L 1587cc (Mex.)			308034	N/A	L4 1.6L 1587cc (Mex.)			308034	N/A

P  
a  
s  
s  
C  
a  
r  
L  
i  
g  
h  
t  
T  
r  
u  
c  
k  
F  
u  
e  
l  
F  
i  
l  
t  
e  
r  
s

See pages 13-16 for footnotes.



Pass Car Light Truck Fuel Filter Section

PEUGEOT 2002 — PONTIAC 2009

Year/Año/Année Model/Modelo/Modèle Engine/Motor/Moteur	Eng. Code Código de motor Code moteur	VIN NIV NIV	GOLD Fuel Combustible Carburant	ProSelect Fuel Combustible Carburant	Year/Año/Année Model/Modelo/Modèle Engine/Motor/Moteur	Eng. Code Código de motor Code moteur	VIN NIV NIV	GOLD Fuel Combustible Carburant	ProSelect Fuel Combustible Carburant
<b>PEUGEOT (Cont'd/Suite)</b>					<b>PEUGEOT (Cont'd/Suite)</b>				
<b>2002 (Cont'd/Suite)</b>					<b>2001 (Cont'd/Suite)</b>				
<b>607</b>					<b>RANCH (Cont'd/Suite)</b>				
L4 2.0L 1997cc Diesel (Mex.)			N/A	N/A	L4 2.0L 1997cc Diesel (Mex.)			N/A	N/A
L4 2.2L 2179cc Diesel (Mex.)			N/A	N/A				N/A	N/A
V6 3.0L 2946cc (Mex.)			308034	N/A				N/A	N/A
<b>BOXER</b>					<b>PLYMOUTH</b>				
L4 1.9L 1905cc Diesel (Mex.)			3166 <sup>53,70</sup>	N/A <sup>70</sup>	<b>2002</b>				
L4 2.0L 1997cc Diesel (Mex.)			308277	N/A	<b>GRAND VOYAGER</b>				
L4 2.2L 2179cc Diesel (Mex.)			308277	N/A	V6 3.8L 230 CID		L	300019	23577
L4 2.8L 2798cc HDI Diesel (Mex.)			308277	N/A	<b>2001</b>				
<b>PARTNER</b>					<b>NEON</b>				
L4 1.8L 1761cc XU7JB (Mex.)			308034	N/A	L4 2.0L 1996cc		Y,C	N/S	N/S
<b>PARTNER FURGON</b>					<b>PROWLER</b>				
L4 1.6L 1587cc (Mex.)			308034	N/A	V6 3.5L 215 CID		G	N/S	N/S
<b>RANCH</b>					<b>Polestar</b>				
L4 1.6L 1587cc Diesel (Mex.)			308034	N/A	<b>2023</b>				
L4 1.9L 1868cc Diesel (Mex.)			N/A	N/A	2				
L4 2.0L 1997cc Diesel (Mex.)			N/A	N/A	0.00L 000CC 0000CID Electric			N/S	N/S
			N/A	N/A	<b>2022</b>				
			N/A	N/A	2				
			N/A	N/A	0.00L 000CC 0000CID Electric			N/S	N/S
<b>2001</b>					<b>PONTIAC</b>				
<b>106</b>					<b>2010</b>				
L4 1.5L 1527cc Diesel (Mex.)			308068	N/A	<b>G3</b>				
<b>206</b>					L4 1.6L 98 CID LXV E 3980 23980				
L4 1.4i L 1360cc (Mex.)	TU3JP		308034	N/A	<b>G5</b>				
L4 1.9L 1868cc Diesel (Mex.)			N/A	N/A	L4 2.2L 134 CID LAP H 3980 23980				
L4 2.0L 1997cc Diesel (Mex.)			N/A	N/A	<b>G6</b>				
			N/A	N/A	L4 2.4L 145 CID		B,0	N/S	N/S
<b>206 CC</b>					L4 2.4L 145 CID		K,N	N/S	N/S
L4 1.6L 1587cc (Mex.)			308034	N/A	V6 3.5L 213 CID		7	N/S	N/S
L4 2.0L 1998cc (Mex.)			308034	N/A	V6 3.6L 217 CID	LY7	1	N/S	N/S
<b>206 XR</b>					V6 3.9L 237 CID	LZ9		N/S	N/S
L4 1.6L 1587cc (Mex.)			308034	N/A	<b>MATIZ</b>				
<b>306</b>					L4 1.0L 995 cc 61 CID (Mex.)			3850	N/A
L4 1.8L 1762cc (Mex.)			308034	N/A	<b>MATIZ G2</b>				
L4 2.0L (Mex.)			308034	N/A	L4 1.0L 61CID (Mex.)			3850	N/A
L4 2.2L 2179cc Diesel (Mex.)			N/A	N/A	<b>SOLSTICE</b>				
			N/A	N/A	L4 2.0L 122 CID Turbo	LNF	X	N/S	N/S
V6 3.0 (Mex.)			308034	N/A	L4 2.4L 145 CID	LE5	B	N/S	N/S
<b>607</b>					<b>VIPE</b>				
L4 2.0L 1997cc Diesel (Mex.)			N/A	N/A	L4 1.8L 1798cc	LAY	8	N/S	N/S
L4 2.2L 2179cc Diesel (Mex.)			N/A	N/A	L4 2.4L 2362cc	LAX	0	N/S	N/S
			N/A	N/A	<b>2009</b>				
<b>BOXER</b>					<b>G3</b>				
L4 1.9L 1905cc Diesel (Mex.)			3166 <sup>53,70</sup>	N/A <sup>70</sup>	L4 1.6L 98 CID LXV E 3980 23980				
L4 2.5L 2446cc Diesel (Mex.)			3166 <sup>53,70</sup>	N/A <sup>70</sup>	<b>G5</b>				
L4 2.8L 2798cc HDI Diesel (Mex.)			308277	N/A	L4 2.2L 134 CID LAP H 3980 23980				
<b>PARTNER</b>					<b>G6</b>				
L4 1.8L 1761cc XU7JB (Mex.)			308034	N/A	L4 2.4L 145 CID		B	N/S	N/S
<b>RANCH</b>					L4 2.4L 145 CID		K,N	N/S	N/S
L4 1.6L 1587cc Diesel (Mex.)			308034	N/A	V6 3.5L 213 CID		7	N/S	N/S
L4 1.9L 1868cc Diesel (Mex.)			N/A	N/A	V6 3.6L 217 CID	LY7	1	N/S	N/S
					V6 3.9L 237 CID	LZ9		N/S	N/S

See pages 13-16 for footnotes.

*Italicized Part Numbers May Not Be Available.*  
 Las piezas con números en *italicas* pueden no estar disponibles.  
 Les numéros de pièce en *italiques* peuvent ne pas être disponibles.

P  
a  
s  
s  
C  
a  
r  
L  
i  
g  
h  
t  
T  
r  
u  
c  
k  
F  
u  
e  
l  
F  
i  
l  
t  
e  
r  
s





PONTIAC 2009-2006

Pass Car Light Truck Fuel Filter Section

Year/Año/Année Model/Modelo/Modèle Engine/Motor/Moteur	Eng. Code Código de motor Code moteur	VIN NIV NIV	GOLD Fuel Combustible Carburant	ProSelect Fuel Combustible Carburant	Year/Año/Année Model/Modelo/Modèle Engine/Motor/Moteur	Eng. Code Código de motor Code moteur	VIN NIV NIV	GOLD Fuel Combustible Carburant	ProSelect Fuel Combustible Carburant
<b>PONTIAC (Cont'd/Suite)</b>					<b>PONTIAC (Cont'd/Suite)</b>				
<b>2009 (Cont'd/Suite)</b>					<b>2007</b>				
<b>G8</b>					<b>G5</b>				
V6 3.6L 217 CID	LY7	7	N/S	N/S	L4 2.2L 134 CID	L61	F	3980	23980
V8 6.0L 364 CID	L76	Y	N/S	N/S	L4 2.4L 145 CID	B	3980	23980	
V8 6.2L 376 CID	LS3	W	N/S	N/S	<b>G6</b>				
<b>MATIZ</b>					L4 2.4L 145 CID		B	N/S	N/S
L4 1.0L 995 cc 61 CID (Mex.)			3850	N/A	V6 3.5L 213 CID		N	N/S	N/S
<b>MATIZ G2</b>					V6 3.6L 217 CID	LY7	7	N/S	N/S
L4 1.0L 61CID (Mex.)			3850	N/A	V6 3.9L 237 CID	LZ9	1	N/S	N/S
<b>MONTANA SV6 SV6</b>					<b>GRAND PRIX</b>				
V6 3.9L 237 CID	LZ9	W,1	N/S	N/S	V6 3.8L 231 CID	L26	2	N/S	N/S
<b>SOLSTICE</b>					V6 3.8L 231 CID Super Charged	L32	4	N/S	N/S
L4 2.0L 122 CID Turbo	LNF	X	N/S	N/S	V8 5.3L 326 CID	LS4	C	N/S	N/S
L4 2.4L 145 CID		B	N/S	N/S	<b>MATIZ</b>				
<b>TORRENT</b>					L4 1.0L 995 cc 61 CID (Mex.)			3850	N/A
V6 3.4L 207 CID	LNJ	F	N/S	N/S	<b>MATIZ G2</b>				
V6 3.6L 217 CID	LY7	7	N/S	N/S	L4 1.0L 61CID (Mex.)			3850	N/A
<b>VIBE</b>					<b>MONTANA SV6</b>				
L4 1.8L 1798cc	LAY	8	N/S	N/S	V6 3.9 (Mex.)			N/S	N/S
L4 2.4L 2362cc	LAX	0	N/S	N/S	<b>MONTANA SV6 SV6</b>				
<b>WAVE5</b>					V6 3.9L 237 CID	LZ9		N/S	N/S
L4 1.6L 98 CID	LXV	E	N/S	N/S	<b>SOLSTICE</b>				
<b>2008</b>					L4 2.0L 122 CID Turbo	LNF	X	N/S	N/S
<b>G5</b>					L4 2.4L 145 CID		B	N/S	N/S
L4 2.2L 134 CID	L61	F	3980	23980	<b>TORRENT</b>				
L4 2.4L 145 CID		B	3980	23980	V6 3.4L 207 CID	LNJ	F	N/S	N/S
<b>G6</b>					<b>VIBE</b>				
L4 2.4L 145 CID		B	N/S	N/S	L4 1.8L 1794cc	1ZZFE	8	N/S	N/S
V6 3.5L 213 CID		N	N/S	N/S	<b>WAVE</b>				
V6 3.6L 217 CID	LY7	7	N/S	N/S	L4 1.6L 98 CID	LXV	6	N/S	N/S
V6 3.9L 237 CID	LZ9	1	N/S	N/S	<b>2006</b>				
<b>G8</b>					<b>G T O</b>				
V6 3.6L 217 CID	LY7	7	N/S	N/S	V8 6.0L 364 CID		U	N/S	N/S
V8 6.0L 364 CID	L76	Y	N/S	N/S	<b>G6</b>				
<b>GRAND PRIX</b>					L4 2.4L 145 CID		B	N/S	N/S
V6 3.8L 231 CID	L26	2	N/S	N/S	V6 3.5L 213 CID		8	N/S	N/S
V8 5.3L 326 CID	LS4	C	N/S	N/S	V6 3.9L 237 CID	LZ9	1	N/S	N/S
<b>MATIZ</b>					<b>GRAND PRIX</b>				
L4 1.0L 995 cc 61 CID (Mex.)			3850	N/A	V6 3.8L 231 CID	L26	2	N/S	N/S
<b>MATIZ G2</b>					V6 3.8L 231 CID Super Charged	L32	4	N/S	N/S
L4 1.0L 61CID (Mex.)			3850	N/A	V8 5.3L 326 CID	LS4	C	N/S	N/S
<b>MONTANA</b>					<b>MATIZ</b>				
V6 3.9 (Mex.)			N/S	N/S	L4 1.0L 995 cc 61 CID (Mex.)			3850	N/A
<b>MONTANA SV6 SV6</b>					<b>MATIZ G2</b>				
V6 3.9L 237 CID	LZ9	W,1	N/S	N/S	L4 1.0L 61CID (Mex.)			3850	N/A
<b>SOLSTICE</b>					<b>MONTANA</b>				
L4 2.0L 122 CID Turbo	LNF	X	N/S	N/S	V6 3.5L 213 CID		L	N/S	N/S
L4 2.4L 145 CID		B	N/S	N/S	V6 3.9L 237 CID	LZ9	1	N/S	N/S
<b>TORRENT</b>					<b>PURSUIT</b>				
V6 3.4L 207 CID	LNJ	F	N/S	N/S	L4 2.0L 134 CID Super Charged		P	3980	23980
V6 3.6L 217 CID	LY7	7	N/S	N/S	L4 2.2L 134 CID	L61	F	3980	23980
<b>VIBE</b>					L4 2.4L 145 CID	LE5	B	3980	23980
L4 1.8L 1794cc	1ZZFE	8	N/S	N/S		LE9	B	3980	23980
<b>WAVE</b>					<b>SOLSTICE</b>				
L4 1.6L 98 CID	LXV	6	N/S	N/S	L4 2.4L 145 CID		B	N/S	N/S

See pages 13-16 for footnotes.



Pass Car Light Truck Fuel Filter Section

PONTIAC 2006-2002

Year/Año/Année Model/Modelo/Modèle Engine/Motor/Moteur	Eng. Code Código de motor Code moteur	VIN NIV NIV	GOLD Fuel Combustible Carburant	ProSelect Fuel Combustible Carburant	Year/Año/Année Model/Modelo/Modèle Engine/Motor/Moteur	Eng. Code Código de motor Code moteur	VIN NIV NIV	GOLD Fuel Combustible Carburant	ProSelect Fuel Combustible Carburant
<b>PONTIAC (Cont'd/Suite)</b>					<b>PONTIAC (Cont'd/Suite)</b>				
<b>2006 (Cont'd/Suite)</b>					<b>2004 (Cont'd/Suite)</b>				
<b>TORRENT</b>					<b>GRAND PRIX</b>				
V6 3.4L 207 CID	LNJ	F	N/S	N/S	V6 3.8L 231 CID	L26	2	3946	23946
<b>VIBE</b>					V6 3.8L 231 CID Super Charged	L32	4	3946	23946
L4 1.8L 1794cc	1ZZFE	8	N/S	N/S	<b>MATIZ</b>				
L4 1.8L 1795cc	2ZZGE	L	N/S	N/S	L4 1.0L 995 cc 61 CID (Mex.)			3850	N/A
<b>WAVE</b>					<b>MONTANA</b>				
L4 1.6L 98 CID	LXV	6	N/S	N/S	V6 3.4L 207 CID	LNJ	E	3689	23689
<b>2005</b>					<b>SUNFIRE</b>				
<b>AZTEK</b>					L4 2.2L 134 CID	L61	F	3311	23311
V6 3.4L 207 CID	LNJ	E	3689	23689	<b>VIBE</b>				
<b>BONNEVILLE</b>					L4 1.8L 1794cc	1ZZFE	8	N/S	N/S
V6 3.8L 231 CID		K	3311	23311	L4 1.8L 1795cc	2ZZGE	L	N/S	N/S
V8 4.6L 281 CID	LD8	Y	3311	23311	<b>2003</b>				
<b>G T O</b>					<b>AZTEK</b>				
V8 6.0L 364 CID	L76	U	N/S	N/S	V6 3.4L 207 CID	LNJ	E	3183	23183
<b>G6</b>					<b>BONNEVILLE</b>				
V6 3.5L 213 CID		8	N/S	N/S	V6 3.8L 231 CID		K	3311	23311
<b>GRAND AM</b>					V6 3.8L 231 CID Super Charged		1	3311	23311
L4 2.2L 134 CID	L61	F	3311	23311	<b>GRAND AM</b>				
V6 3.4L 207 CID	LNJ	E	3311	23311	L4 2.2L 134 CID	L61	F	3311	23311
<b>GRAND PRIX</b>					V6 3.4L 207 CID	LNJ	E	3311	23311
V6 3.8L 231 CID	L26	2	N/S	N/S	<b>GRAND PRIX</b>				
V6 3.8L 231 CID Super Charged	L32	4	N/S	N/S	V6 3.1L 189 CID	LG8	J	3311	23311
V8 5.3L 326 CID	LS4	C	N/S	N/S	V6 3.8L 231 CID		K	3311	23311
<b>MATIZ</b>					V6 3.8L 231 CID Super Charged		1	3311	23311
L4 1.0L 995 cc 61 CID (Mex.)			3850	N/A	<b>MATIZ</b>				
<b>MONTANA</b>					L4 1.0L 995 cc 61 CID (Mex.)			3850	N/A
V6 3.4L 207 CID	LNJ	E	3689	23689	<b>MONTANA</b>				
V6 3.5L 213 CID		L	3689	23689	V6 3.4L 207 CID	LNJ	E	3183 w/1 Male End 3689 w/2 Male Ends	23183 w/1 Male End 23689 w/2 Male Ends
<b>PURSUIT</b>					<b>SUNFIRE</b>				
L4 2.0L 134 CID Super Charged		P	3980	23980	L4 2.2L 134 CID	L61	F	3311	23311
L4 2.2L 134 CID	L61	F	3980	23980	<b>VIBE</b>				
L4 2.4L 145 CID	LE5	B	3980	23980	L4 1.8L 1794cc	1ZZFE	8	N/S	N/S
	LE9	B	3980	23980	L4 1.8L 1795cc	2ZZGE	L	N/S	N/S
<b>SUNFIRE</b>					<b>2002</b>				
L4 2.2L 134 CID	L61	F	3311	23311	<b>AZTEK</b>				
<b>VIBE</b>					V6 3.4L 207 CID	LNJ	E	3183	23183
L4 1.8L 1794cc	1ZZFE	8	N/S	N/S	<b>BONNEVILLE</b>				
L4 1.8L 1795cc	2ZZGE	L	N/S	N/S	V6 3.8L 231 CID		K	3311	23311
<b>WAVE</b>					V6 3.8L 231 CID Super Charged		1	3311	23311
L4 1.6L 98 CID	LXV	6	N/S	N/S	<b>FIREBIRD</b>				
<b>2004</b>					V6 3.8L 231 CID	L26	K	3311	23311
<b>AZTEK</b>					V8 5.7L 346 CID		G	3311	23311
V6 3.4L 207 CID	LNJ	E	3689 w/2 Male Ends 3183 w/1 Male End	23689 w/2 Male Ends 23183 w/1 Male End	<b>GRAND AM</b>				
<b>BONNEVILLE</b>					L4 2.2L 134 CID	L61	F	3311	23311
V6 3.8L 231 CID		K	3311	23311	V6 3.4L 207 CID	LNJ	E	3311	23311
V8 4.6L 281 CID	LD8	Y	3311	23311	<b>GRAND PRIX</b>				
<b>G T O</b>					V6 3.1L 189 CID	LG8	J	3311	23311
V8 5.7L 350 CID		G	N/S	N/S	V6 3.8L 231 CID		K	3311	23311
<b>GRAND AM</b>					V6 3.8L 231 CID Super Charged		1	3311	23311
L4 2.2L 134 CID	L61	F	3311	23311	<b>MONTANA</b>				
V6 3.4L 207 CID	LNJ	E	3311	23311	V6 3.4L 207 CID	LNJ	E	3183	23183

See pages 13-16 for footnotes.

*Italicized Part Numbers May Not Be Available.*  
 Las piezas con números en *italicas* pueden no estar disponibles.  
 Les numéros de pièce en *italiques* peuvent ne pas être disponibles.

P  
a  
s  
s  
C  
a  
r  
L  
i  
g  
h  
t  
T  
r  
u  
c  
k  
F  
u  
e  
l  
F  
i  
l  
t  
e  
r  
s



## PONTIAC 2002 — PORSCHE 2021

## Pass Car Light Truck Fuel Filter Section

Year/Año/Année Model/Modelo/Modèle Engine/Motor/Moteur	Eng. Code Código de motor Code moteur	VIN NIV NIV	GOLD Fuel Combustible Carburant	ProSelect Fuel Combustible Carburant	Year/Año/Année Model/Modelo/Modèle Engine/Motor/Moteur	Eng. Code Código de motor Code moteur	VIN NIV NIV	GOLD Fuel Combustible Carburant	ProSelect Fuel Combustible Carburant
<b>PONTIAC (Cont'd/Suite)</b>					<b>PORSCHE (Cont'd/Suite)</b>				
<b>2002 (Cont'd/Suite)</b>					<b>2023 (Cont'd/Suite)</b>				
<b>SUNFIRE</b>					<b>MACAN (Cont'd/Suite)</b>				
L4 2.2L 134 CID	L61	4	3311	23311	V6 2.9L 2894CC 177CID Turbo	2894 cc,petrol		N/S	N/S
	L61	F	3311	23311	<b>PANAMERA</b>				
L4 2.4L 145 CID		T	3311	23311	V 8 4.0L 3996CC 244CID Turbo				
<b>2001</b>					<b>PANAMERA 4S</b>				
<b>AZTEK</b>					V6 2.9L 2894CC 177CID Turbo				
V6 3.4L 207 CID	LNJ	E	3183	23183	<b>PANAMERA HYBRID</b>				
<b>BONNEVILLE</b>					V6 2.9L 2894CC 177CID Turbo				
V6 3.8L 231 CID		K	3311	23311	<b>Taycan</b>				
V6 3.8L 231 CID Super Charged		1	3311	23311	- Dual Motor Electric				
<b>FIREBIRD</b>					<b>2022</b>				
V6 3.8L 231 CID	L26	K	3311	23311	<b>718 Boxster</b>				
V8 5.7L 346 CID		G	3311	23311	H4 2.0L 1988cc 121 CID Turbo	MA2.20		N/S	N/S
<b>GRAND AM</b>					H4 2.5L 2497CC 152CID Turbo				
L4 2.4L 145 CID		T	3311	23311	<b>718 Boxster Spyder</b>				
V6 3.4L 207 CID	LNJ	E	3311	23311	H6 4.0L 4000CC 244CID				
<b>GRAND PRIX</b>					<b>718 Cayman</b>				
V6 3.1L 189 CID	LG8	M	3311	23311	H4 2.0L 1988CC 121CID Turbo				
V6 3.8L 231 CID		K	3311	23311	H4 2.5L 2497cc 152 CID Turbo				
V6 3.8L 231 CID Super Charged		1	3311	23311	<b>718 Cayman GT4</b>				
<b>MONTANA</b>					H6 4.0L 4000CC 244CID				
V6 3.4L 207 CID	LNJ	E	3183	23183	<b>911</b>				
<b>SUNFIRE</b>					H6 3.0L 3000CC 183CID Turbo				
L4 2.2L 134 CID	L61	4	3311	23311	<b>911 GT3 RS 4.0</b>				
L4 2.4L 145 CID		T	3311	23311	H6 4.0L 4000CC 244CID				
<b>TRANS AM</b>					<b>911 TURBO</b>				
V8 5.7L (Mex.)			3311	23311	H6 3.8L 3745CC 226CID Turbo				
<b>PORSCHE</b>					<b>CAYENNE</b>				
<b>2023</b>					V6 2.9L 2894CC 177CID Turbo				
<b>718 Boxster</b>					2894 cc,petrol				
H4 2.0L 1988cc 121 CID Turbo	MA2.20		N/S	N/S	V6 3.0L 3000CC 183CID Turbo				
H4 2.5L 2497CC 152CID Turbo			N/S	N/S	FSI				
<b>718 Boxster Spyder</b>					V8 4.0L 4000CC 244CID Turbo				
H6 4.0L 4000CC 244CID			N/S	N/S	<b>CAYENNE S HYBRID</b>				
<b>718 Cayman</b>					V6 3.0L 3000CC 183CID Turbo				
H4 2.0L 1988CC 121CID Turbo			N/A	N/A	FSI				
H4 2.5L 2497cc 152 CID Turbo	MA2.22		N/S	N/S	V8 4.0L 4000CC 244CID Turbo				
<b>718 Cayman GT4</b>					<b>MACAN</b>				
H6 4.0L 4000CC 244CID			N/S	N/S	L4 2.0L 1984cc 121 CID Turbo				
<b>911</b>					V6 2.9L 2894CC 177CID Turbo				
H6 3.0L 3000CC 183CID Turbo			N/S	N/S	2894 cc,petrol				
<b>911 GT3 RS 4.0</b>					V6 3.0L 2997cc 183 CID Turbo				
H6 4.0L 4000CC 244CID			N/S	N/S	<b>PANAMERA</b>				
<b>911 TURBO</b>					V 8 4.0L 3996CC 244CID Turbo				
H6 3.8L 3745CC 226CID Turbo			N/S	N/S	V6 3.0L Turbo				
<b>CAYENNE</b>					<b>PANAMERA 4S</b>				
V6 2.9L 2894CC 177CID Turbo	2894 cc,petrol		N/S	N/S	V6 2.9L 2894CC 177CID Turbo				
V6 3.0L 3000CC 183CID Turbo	FSI		N/S	N/S	2894 cc,petrol				
V8 4.0L 4000CC 244CID Turbo			N/S	N/S	<b>PANAMERA HYBRID</b>				
<b>CAYENNE S HYBRID</b>					V6 2.9L 2894CC 177CID Turbo				
V6 3.0L 3000CC 183CID Turbo	FSI		N/S	N/S	<b>Taycan</b>				
V8 4.0L 4000CC 244CID Turbo			N/S	N/S	- Dual Motor Electric				
<b>MACAN</b>					<b>2021</b>				
L4 2.0L 1984cc 121 CID Turbo			N/S	N/S	<b>718 Boxster</b>				
<b>2021</b>					H4 2.0L 1988cc 121 CID Turbo				
<b>718 Boxster</b>					MA2.20				
<b>718 Boxster Spyder</b>					H4 2.5L 2497CC 152CID Turbo				
<b>718 Boxster Spyder</b>					H6 4.0L 4000CC 244CID				
<b>718 Boxster Spyder</b>									

See pages 13-16 for footnotes.

Italicized Part Numbers May Not Be Available.

Las piezas con números en *italicas* pueden no estar disponibles.  
Les numéros de pièce en *italiques* peuvent ne pas être disponibles.



Pass Car Light Truck Fuel Filter Section

PORSCHE 2021-2017

Year/Año/Année Model/Modelo/Modèle Engine/Motor/Moteur	Eng. Code Código de motor Code moteur	VIN NIV NIV	GOLD Fuel Combustible Carburant	ProSelect Fuel Combustible Carburant	Year/Año/Année Model/Modelo/Modèle Engine/Motor/Moteur	Eng. Code Código de motor Code moteur	VIN NIV NIV	GOLD Fuel Combustible Carburant	ProSelect Fuel Combustible Carburant
<b>PORSCHE (Cont'd/Suite)</b>					<b>PORSCHE (Cont'd/Suite)</b>				
<b>2021 (Cont'd/Suite)</b>					<b>2019</b>				
<b>718 Cayman</b>					<b>718 Boxster</b>				
H4 2.5L 2497cc 152 CID Turbo	MA2.22		N/S	N/S	H4 2.0L 1988cc 121 CID Turbo	MA2.20		N/S	N/S
<b>718 Cayman GT4</b>					H4 2.5L 2497CC 152CID Turbo				
H6 4.0L 4000CC 244CID			N/S	N/S	<b>718 Cayman</b>				
<b>911</b>					H4 2.5L 2497cc 152 CID Turbo				
H6 3.0L 3000CC 183CID Turbo			N/S	N/S	<b>911</b>				
<b>911 TURBO</b>					H6 3.0L 3000CC 183CID Turbo				
H6 3.8L 3745CC 226CID Turbo			N/S	N/S	H6 3.8L 3800cc				
<b>CAYENNE</b>					H6 4.0L 4000CC 244CID				
V6 2.9L 2894CC 177CID Turbo	2894 cc,petrol		N/S	N/S	<b>CAYENNE</b>				
V6 3.0L 3000CC 183CID Turbo	FSI		N/S	N/S	V6 2.9L 2894CC 177CID Turbo				
V8 4.0L 4000CC 244CID Turbo			N/S	N/S	V6 3.0L 3000CC 183CID Turbo				
<b>MACAN</b>					V8 4.0L 4000CC 244CID Turbo				
L4 2.0L 1984cc 121 CID Turbo			N/S	N/S	<b>MACAN</b>				
V6 2.9L 2894CC 177CID Turbo	2894 cc,petrol		N/S	N/S	L4 2.0L 1984cc 121 CID Turbo				
V6 3.0L 2997cc 183 CID Turbo			N/S	N/S	V6 3.0L 2997cc 183 CID Turbo				
<b>PANAMERA</b>					<b>PANAMERA</b>				
V 8 4.0L 3996CC 244CID Turbo			N/S	N/S	V 8 4.0L 3996CC 244CID Turbo				
V6 3.0L Turbo			N/S	N/S	V6 3.0L Turbo				
<b>PANAMERA 4S</b>					<b>PANAMERA HYBRID</b>				
V6 2.9L 2894CC 177CID Turbo	2894 cc,petrol		N/S	N/S	V6 2.9L 2894CC 177CID Turbo				
<b>PANAMERA HYBRID</b>					<b>2018</b>				
V6 2.9L 2894CC 177CID Turbo	2894 cc,petrol		N/S	N/S	<b>718 Boxster</b>				
<b>Taycan</b>					H4 2.0L 1988cc 121 CID Turbo				
- Dual Motor Electric			N/S	N/S	H4 2.5L 2497CC 152CID Turbo				
<b>2020</b>					<b>718 Cayman</b>				
<b>718 Boxster</b>					H4 2.0L 1988CC 121CID Turbo				
H4 2.0L 1988cc 121 CID Turbo	MA2.20		N/S	N/S	H4 2.5L 2497cc 152 CID Turbo				
H4 2.5L 2497CC 152CID Turbo			N/S	N/S	<b>911</b>				
<b>718 Boxster Spyder</b>					H6 3.0L 2981CC Turbo				
H6 4.0L 4000CC 244CID			N/S	N/S	H6 4.0L 3996CC Turbo				
<b>718 Cayman</b>					<b>911 Turbo S</b>				
H4 2.5L 2497cc 152 CID Turbo	MA2.22		N/S	N/S	H6 3.8L 3800cc				
<b>718 Cayman GT4</b>					<b>CAYENNE</b>				
H6 4.0L 4000CC 244CID			N/S	N/S	V6 3.0L 2997CC 183CID Turbo/Super				
<b>911</b>					Charged Electric/Gas				
H6 3.0L 3000CC 183CID Turbo			N/S	N/S	V6 3.6L 3597cc 219 CID				
<b>CAYENNE</b>					V6 3.6L 3605cc 220 CID Turbo				
V6 2.9L 2894CC 177CID Turbo	2894 cc,petrol		N/S	N/S	V8 4.8L4806cc Turbo				
V6 3.0L 3000CC 183CID Turbo	FSI		N/S	N/S	<b>MACAN</b>				
V8 4.0L 4000CC 244CID Turbo			N/S	N/S	L4 2.0L 1984cc 121 CID Turbo				
<b>MACAN</b>					V6 3.0L 2997cc 183 CID Turbo				
L4 2.0L 1984cc 121 CID Turbo			N/S	N/S	V6 3.6L 3605cc 220 CID Turbo				
V6 3.0L 2997cc 183 CID Turbo			N/S	N/S	<b>PANAMERA</b>				
<b>MACAN Turbo</b>					V 8 4.0L 3996CC 244CID Turbo				
V6 2.9L 2894CC 177CID Turbo	2894 cc,petrol		N/S	N/S	V6 3.0L Turbo				
<b>PANAMERA</b>					V8 4.8L 4806cc Turbo				
V 8 4.0L 3996CC 244CID Turbo			N/S	N/S	<b>PANAMERA HYBRID</b>				
V6 3.0L Turbo			N/S	N/S	V6 2.9L 2894CC 177CID Turbo				
<b>PANAMERA 4S</b>					2894 cc,petrol				
V6 2.9L 2894CC 177CID Turbo	2894 cc,petrol		N/S	N/S	<b>2017</b>				
<b>PANAMERA HYBRID</b>					<b>718 Boxster</b>				
V6 2.9L 2894CC 177CID Turbo	2894 cc,petrol		N/S	N/S	H4 2.0L 1988cc 121 CID Turbo				
<b>2017</b>					H4 2.5L 2497cc 152 CID Turbo				
					MA2.20				
					MA2.22				
					N/S				
					N/S				

See pages 13-16 for footnotes.

*Italicized Part Numbers May Not Be Available.*  
 Las piezas con números en *italicas* pueden no estar disponibles.  
 Les numéros de pièce en *italiques* peuvent ne pas être disponibles.

P  
a  
s  
s  
C  
a  
r  
L  
i  
g  
h  
t  
T  
r  
u  
c  
k  
F  
u  
e  
l  
F  
i  
l  
t  
e  
r  
s



Year/Año/Année Model/Modelo/Modèle Engine/Motor/Moteur	Eng. Code Código de motor Code moteur	VIN NIV NIV	GOLD Fuel Combustible Carburant	ProSelect Fuel Combustible Carburant	Year/Año/Année Model/Modelo/Modèle Engine/Motor/Moteur	Eng. Code Código de motor Code moteur	VIN NIV NIV	GOLD Fuel Combustible Carburant	ProSelect Fuel Combustible Carburant
<b>PORSCHE (Cont'd/Suite)</b>					<b>PORSCHE (Cont'd/Suite)</b>				
<b>2017 (Cont'd/Suite)</b>					<b>2016 (Cont'd/Suite)</b>				
<b>718 Cayman</b>					<b>911 CARRERA CABRIOLET GTS</b>				
H4 2.0L 1988cc 121 CID Turbo	MA2.20		N/S	N/S	H6 3.8L 3800cc		A	N/S	N/S
H4 2.5L 2497cc 152 CID Turbo	MA2.22		N/S	N/S	<b>911 CARRERA CABRIOLET S</b>				
<b>911</b>					H6 3.8L 3800cc		A	N/S	N/S
H6 3.8L 3800cc Turbo	MA1.71S/MA1.71		N/S	N/S	<b>911 CARRERA S</b>				
<b>911 CARRERA</b>					H6 3.8L 3800cc		A	N/S	N/S
H6 3.0L 2981cc Turbo	MA2.01/MA2.02		N/S	N/S	<b>911 CARRERA S GTS</b>				
<b>911 GT3 RS 4.0</b>					H6 3.8L 3800cc		A	N/S	N/S
H6 4.0L 3996cc	MA1.76		N/S	N/S	<b>911 GT3</b>				
<b>911 TARGA 4</b>					H6 3.8L 3800cc			N/S	N/S
H6 3.0L 2981cc Turbo	MA2.01/MA2.02		N/S	N/S	<b>911 GT3 RS 4.0</b>				
<b>911 TARGA 4S</b>					H6 4.0L 3996cc			N/S	N/S
H6 3.0L 2981cc Turbo	MA2.01/MA2.02		N/S	N/S	<b>911 TARGA 4</b>				
<b>911 TURBO</b>					H6 3.4L 3387cc			N/S	N/S
H6 3.8L 3824cc Turbo			N/S	N/S	<b>911 TARGA 4 GTS</b>				
<b>911 Turbo S</b>					H6 3.4L 3387cc			N/S	N/S
H6 3.8L 3800cc			N/S	N/S	<b>911 TARGA 4S</b>				
<b>CAYENNE</b>					H6 3.4L 3387cc			N/S	N/S
V6 3.0L 2997cc 183 CID Super Charged Electric/Gas	MCG.FA		N/S	N/S	<b>911 TURBO</b>				
V6 3.6L 3597cc 219 CID	MCE.YA		N/S	N/S	H6 3.8L 3824cc Turbo			N/S	N/S
V6 3.6L 3605cc 220 CID Turbo	MCU.RA/MCX.ZA		N/S	N/S	<b>BOXSTER</b>				
V8 4.8L4806cc Turbo	MCY.XA		N/S	N/S	H6 2.7L 2687cc		A	N/A	N/A
V8 4.8L4806cc Turbo	MCF.TB		N/S	N/S	H6 3.8L 3800cc		B	N/S	N/S
<b>MACAN</b>					<b>BOXSTER S</b>				
L4 2.0L 1984cc 121 CID Turbo			N/S	N/S	H6 3.4L 3387cc		B	N/S	N/S
V6 3.0L 2997cc 183 CID Turbo			N/S	N/S	<b>BOXSTER Spyder</b>				
V6 3.6L 3605cc 220 CID Turbo			N/S	N/S	H6 3.8L 3800cc		B	N/S	N/S
<b>PANAMERA</b>					<b>CAYENNE</b>				
V8 4.0L 4000CC 244CID Turbo			N/S	N/S	V6 3.6L 3597cc	M55.02	A	N/S	N/S
			N/S	N/S	V6 3.6L 3605cc 220 CID Turbo			N/S	N/S
<b>PANAMERA 4S</b>					V8 4.8L4806cc Turbo	MCF.TB	C	N/S	N/S
V6 3.0L Turbo			N/S	N/S	<b>CAYENNE DIESEL</b>				
<b>PANAMERA HYBRID</b>					V6 3.0L 2967cc Turbo Diesel	MCN.RB		300119	N/A
V6 2.9L 2894CC 177CID Turbo	2894 cc,petrol		N/S	N/S	<b>CAYENNE GTS</b>				
<b>2016</b>					V8 4.8L4806cc Turbo	MCF.TB	C	N/S	N/S
<b>911</b>					<b>CAYENNE S</b>				
H6 3.4L 3436cc		A	N/A	N/A	V8 4.8L4806cc Turbo	MCF.TB	C	N/S	N/S
H6 3.8L 3800cc			N/S	N/S	<b>CAYENNE S HYBRID</b>				
<b>911 CARRERA</b>					V6 3.0L 2997cc 183 CID Super Charged Electric/Gas	MCG.FA	E	N/S	N/S
H6 3.4L 3436cc		A	N/A	N/A	<b>CAYMAN</b>				
<b>911 CARRERA 4</b>					H6 2.7L 2687cc 24 Valve DOHC		A	N/S	N/S
H6 3.4L 3436cc		A	N/A	N/A	<b>CAYMAN GT4</b>				
<b>911 CARRERA 4 GTS</b>					H6 3.8L 24 Valve DOHC		B	N/S	N/S
H6 3.8L 3800cc		A	N/S	N/S	<b>CAYMAN S</b>				
<b>911 CARRERA 4S</b>					H6 3.4L 3387cc 24 Valve DOHC		B	N/S	N/S
H6 3.8L 3800cc		A	N/S	N/S	<b>MACAN</b>				
<b>911 CARRERA CABRIOLET</b>					V6 3.0L 2997cc 183 CID Turbo			N/S	N/S
H6 3.4L 3436cc		A	N/A	N/A	V6 3.6L 3605cc			N/S	N/S
<b>911 CARRERA CABRIOLET 4</b>					<b>PANAMERA</b>				
H6 3.4L 3436cc		A	N/A	N/A	V6 3.6L 3605cc			N/S	N/S
<b>911 CARRERA CABRIOLET 4 GTS</b>					<b>PANAMERA 4</b>				
H6 3.8L 3800cc		A	N/S	N/S	V6 3.6L 3605cc			N/S	N/S
<b>911 CARRERA CABRIOLET 4S</b>					<b>PANAMERA 4S</b>				
H6 3.8L 3800cc		A	N/S	N/S	V6 3.0L Turbo			N/S	N/S

See pages 13-16 for footnotes.



Pass Car Light Truck Fuel Filter Section

PORSCHE 2016-2012

Year/Año/Année Model/Modelo/Modèle Engine/Motor/Moteur	Eng. Code Código de motor Code moteur	VIN NIV NIV	GOLD Fuel Combustible Carburant	ProSelect Fuel Combustible Carburant	Year/Año/Année Model/Modelo/Modèle Engine/Motor/Moteur	Eng. Code Código de motor Code moteur	VIN NIV NIV	GOLD Fuel Combustible Carburant	ProSelect Fuel Combustible Carburant
<b>PORSCHE (Cont'd/Suite)</b>					<b>PORSCHE (Cont'd/Suite)</b>				
<b>2016 (Cont'd/Suite)</b>					<b>2014 (Cont'd/Suite)</b>				
<b>PANAMERA 4S EXECUTIVE</b>					<b>911 SERIES GT3</b>				
V6 3.0L Turbo			N/S	N/S	H6 3.8L 3800cc		B	N/A	N/A
<b>PANAMERA GTS</b>					<b>BOXSTER</b>				
V8 4.8L			N/S	N/S	H6 2.7L 2687cc		A	N/A	N/A
<b>PANAMERA HYBRID</b>					<b>BOXSTER S</b>				
V6 3.0L 2997cc 183 CID Super Charged Electric/Gas	M06.EC		N/S	N/S	H6 3.4L 3387cc		B	N/A	N/A
<b>PANAMERA S</b>					<b>CAYENNE</b>				
V6 3.0L Turbo			N/S	N/S	V6 3.6L 3597cc	M55.02	A	N/S	N/S
<b>PANAMERA TURBO</b>					<b>CAYENNE DIESEL</b>				
V8 4.8L			N/S	N/S	V8 4.8L 4806cc	M48.02	B,D	N/S	N/S
<b>PANAMERA TURBO S</b>					<b>CAYENNE S HYBRID</b>				
V8 4.8L			N/S	N/S	V8 4.8L 4806cc Turbo	M48.52	C	N/S	N/S
<b>2015</b>					<b>2013</b>				
<b>911 SERIES</b>					<b>911 SERIES</b>				
H6 3.4L 3436cc		A	N/A	N/A	H6 3.4L 3436cc		A	N/A	N/A
H6 3.8L 3800cc		B	N/A	N/A	H6 3.8L 3800cc		B	N/A	N/A
H6 3.8L 3824cc Turbo		D	N/A	N/A	H6 3.8L 3824cc Turbo		D	N/A	N/A
<b>911 SERIES GT3</b>					<b>BOXSTER</b>				
H6 3.8L 3800cc		B	N/A	N/A	H6 2.7L 2687cc		A	N/A	N/A
<b>BOXSTER</b>					<b>BOXSTER S</b>				
H6 2.7L 2687cc		A	N/A	N/A	H6 3.4L 3387cc		B	N/A	N/A
<b>BOXSTER S</b>					<b>CAYENNE</b>				
H6 3.4L 3387cc		B	N/A	N/A	V6 3.6L 3597cc	M55.02	A	N/S	N/S
<b>CAYENNE</b>					<b>CAYENNE DIESEL</b>				
V6 3.6L 3597cc	M55.02	A	N/S	N/S	V6 3.0L 2967cc Turbo Diesel	MCN.RB		300119	N/A
V6 3.6L 3605cc 220 CID Turbo			N/S	N/S	<b>CAYENNE S HYBRID</b>				
V8 4.8L 4806cc Turbo	MCF.TB	C	N/S	N/S	V6 3.0L 2997cc 183 CID Super Charged Electric/Gas	MCG.FA	E	N/S	N/S
<b>CAYENNE DIESEL</b>					<b>CAYMAN</b>				
V6 3.0L 2967cc Turbo Diesel	MCN.RB		300119	N/A	H6 2.7L 2687cc 24 Valve DOHC		A	N/S	N/S
<b>CAYENNE S HYBRID</b>					<b>CAYMAN S</b>				
V6 3.0L 2997cc 183 CID Super Charged Electric/Gas	MCG.FA	E	N/S	N/S	H6 3.4L 3387cc 24 Valve DOHC		B	N/S	N/S
<b>CAYMAN</b>					<b>MACAN</b>				
H6 2.7L 2687cc 24 Valve DOHC		A	N/S	N/S	V6 3.0L 2997cc 183 CID			N/S	N/S
<b>CAYMAN S</b>					<b>PANAMERA</b>				
H6 3.4L 3387cc 24 Valve DOHC		B	N/S	N/S	V6 3.0L 2997cc 183 CID Turbo			N/S	N/S
<b>2012</b>					<b>2012</b>				
<b>2014</b>					<b>2012</b>				
<b>911 CARRERA S</b>					<b>911 SERIES</b>				
H6 3.8L 3824cc Turbo		D	N/A	N/A	H6 3.4L 3436cc		A	N/S	N/S
<b>911 SERIES</b>					<b>911 SERIES 50th AE</b>				
H6 3.4L 3436cc		A	N/A	N/A	H6 3.8L 3800cc		B	N/A	N/A
<b>911 SERIES 50th AE</b>					<b>2012</b>				
H6 3.8L 3800cc		B	N/A	N/A	<b>911 SERIES</b>				
<b>2016</b>					<b>911 SERIES</b>				
<b>2016</b>					<b>911 SERIES</b>				
<b>2016</b>					<b>911 SERIES</b>				

See pages 13-16 for footnotes.

*Italicized Part Numbers May Not Be Available.*  
 Las piezas con números en *italicas* pueden no estar disponibles.  
 Les numéros de pièce en *italiques* peuvent ne pas être disponibles.

P  
a  
s  
s  
C  
a  
r  
L  
i  
g  
h  
t  
T  
r  
u  
c  
k  
F  
u  
e  
l  
F  
i  
l  
t  
e  
r  
s



PORSCHE 2012-2008

Pass Car Light Truck Fuel Filter Section

Year/Año/Année Model/Modelo/Modèle Engine/Motor/Moteur	Eng. Code Código de motor Code moteur	VIN NIV NIV	GOLD Fuel Combustible Carburant	ProSelect Fuel Combustible Carburant	Year/Año/Année Model/Modelo/Modèle Engine/Motor/Moteur	Eng. Code Código de motor Code moteur	VIN NIV NIV	GOLD Fuel Combustible Carburant	ProSelect Fuel Combustible Carburant
<b>PORSCHE (Cont'd/Suite)</b>					<b>PORSCHE (Cont'd/Suite)</b>				
<b>2012 (Cont'd/Suite)</b>					<b>2011 (Cont'd/Suite)</b>				
<b>911 SERIES (Cont'd/Suite)</b>					<b>PANAMERA</b>				
H6 3.8L 3800cc		B	300523	N/A	V6 3.6L 3605cc	M46.20		N/S	N/S
H6 3.8L 3824cc Turbo		D	300523	N/A	V8 4.8L 4806cc	M48.20		N/S	N/S
<b>BOXSTER</b>					V8 4.8L 4806cc Turbo				
H6 2.9L 2893cc		A	N/A	N/A	<b>2010</b>				
<b>BOXSTER S</b>					<b>911 GT3</b>				
H6 3.4L 3387cc		B	N/A	N/A	H6 3.8L 3800cc			300523	N/A
<b>CAYENNE</b>					<b>911 SERIES</b>				
V6 3.6L 3597cc	M55.02	A	N/S	N/S	H6 3.6L 3614cc			N/A	N/A
V8 4.8L 4806cc	M48.20	B	N/S	N/S	H6 3.8L 3800cc			N/A	N/A
V8 4.8L 4806cc Turbo	M48.70	C	N/S	N/S	H6 3.8L 3824cc Turbo			300523	N/A
<b>CAYENNE S HYBRID</b>					<b>BOXSTER</b>				
V6 3.0L 2997cc 183 CID Super Charged Electric/Gas	M06.EC	E	N/S	N/S	H6 2.9L 2893cc			N/A	N/A
<b>CAYMAN</b>					<b>BOXSTER S</b>				
H6 2.9L 2893cc		A	N/A	N/A	H6 3.4L 3387cc			N/A	N/A
<b>CAYMAN R</b>					<b>CAYENNE</b>				
H6 3.4L 3387cc			N/A	N/A	V6 3.6L 3597cc 219 CID	M55.01	A	N/S	N/S
<b>CAYMAN S</b>					V8 4.8L 4806cc				
H6 3.4L 3387cc		B	N/A	N/A		M48.01	B	N/S	N/S
<b>PANAMERA</b>					V8 4.8L 4806cc Turbo				
V6 3.6L 3605cc	M46.20		N/S	N/S		M48.01	D	N/S	N/S
V8 4.8L 4806cc	M48.20		N/S	N/S		M48.51	C	N/S	N/S
V8 4.8L 4806cc Turbo	M48.70		N/S	N/S	<b>CAYMAN</b>				
<b>PANAMERA HYBRID</b>					H6 2.9L 2893cc				
V6 3.0L 2997cc 183 CID Super Charged Electric/Gas	MCG.FA	D	N/S	N/S				N/A	N/A
<b>2011</b>					<b>CAYMAN S</b>				
<b>911 GT2</b>					H6 3.4L 3387cc				
H6 3.6L 3596cc Turbo			300523	N/A	<b>PANAMERA</b>				
<b>911 GT3</b>					V8 4.8L 4806cc				
H6 3.8L 3800cc		B	300523	N/A		M48.20		N/S	N/S
<b>911 GT3 RS 4.0</b>					V8 4.8L 4806cc Turbo				
H6 4.0L 3996cc			N/S	N/S		M48.40		N/S	N/S
<b>911 SERIES</b>					V8 4.8L 4806cc Turbo				
H6 3.6L 3614cc		A	N/A	N/A		M48.70		N/S	N/S
H6 3.8L 3800cc		B	300523	N/A	<b>2009</b>				
H6 3.8L 3824cc Turbo		D	300523	N/A	<b>911 GT2</b>				
<b>BOXSTER</b>					H6 3.6L 3596cc Turbo				
H6 2.9L 2893cc		A	N/A	N/A				300523	N/A
<b>BOXSTER S</b>					<b>911 SERIES</b>				
H6 3.4L 3387cc		B	N/A	N/A	H6 3.6L 3596cc Turbo			300523	N/A
<b>CAYENNE</b>					H6 3.6L 3614cc				
V6 3.6L 3597cc	M55.02	A	N/S	N/S	H6 3.8L 3800cc			N/A	N/A
V8 4.8L 4806cc	M48.02	B	N/S	N/S	<b>BOXSTER</b>				
V8 4.8L 4806cc Turbo	M48.52	C	N/S	N/S	H6 2.9L 2893cc			N/A	N/A
<b>CAYENNE S HYBRID</b>					<b>BOXSTER S</b>				
V6 3.0L 2997cc 183 CID Super Charged Electric/Gas	M06.EC	E	N/S	N/S	H6 3.4L 3387cc			N/A	N/A
<b>CAYMAN</b>					<b>CAYENNE</b>				
H6 2.9L 2893cc		A	N/A	N/A	V6 3.6L 3597cc 219 CID	M55.01	A	N/S	N/S
<b>CAYMAN R</b>					V8 4.8L 4806cc				
H6 3.4L 3387cc (Mex.)			N/R	N/R		M48.01	B	N/S	N/S
<b>CAYMAN S</b>					V8 4.8L 4806cc Turbo				
H6 3.4L 3387cc		B	N/A	N/A		M48.01	D	N/S	N/S
<b>2008</b>					V8 4.8L 4806cc Turbo				
<b>911 GT2</b>					<b>CAYMAN</b>				
H6 3.6L 3596cc Turbo			300523	N/A	H6 2.9L 2893cc			N/A	N/A
<b>911 GT3</b>					<b>CAYMAN S</b>				
H6 3.6L 3598cc			300523	N/A	H6 3.4L 3387cc			N/A	N/A

See pages 13-16 for footnotes.

*Italicized Part Numbers May Not Be Available.*  
 Las piezas con números en *italicas* pueden no estar disponibles.  
 Les numéros de pièce en *italiques* peuvent ne pas être disponibles.





Pass Car Light Truck Fuel Filter Section

PORSCHE 2008 — RAM 2023

Year/Año/Année Model/Modelo/Modèle Engine/Motor/Moteur	Eng. Code Código de motor Code moteur	VIN NIV NIV	GOLD Fuel Combustible Carburant	ProSelect Fuel Combustible Carburant	Year/Año/Année Model/Modelo/Modèle Engine/Motor/Moteur	Eng. Code Código de motor Code moteur	VIN NIV NIV	GOLD Fuel Combustible Carburant	ProSelect Fuel Combustible Carburant
<b>PORSCHE (Cont'd/Suite)</b>					<b>PORSCHE (Cont'd/Suite)</b>				
<b>2008 (Cont'd/Suite)</b>					<b>2005 (Cont'd/Suite)</b>				
<b>911 SERIES</b>					<b>BOXSTER</b>				
H6 3.6L 3596cc			N/A	N/A	H6 2.7L 2687cc			N/S	N/S
H6 3.6L 3596cc Turbo			300523	N/A	H6 3.2L 3179cc			N/S	N/S
H6 3.8L 3824cc			N/A	N/A	<b>CARRERA GT</b>				
<b>BOXSTER</b>					V10 5.7L 5733cc M80.01 N/S N/S				
H6 2.7L 2687cc			N/A	N/A	<b>CAYENNE</b>				
H6 3.4L 3387cc			N/A	N/A	V6 3.2L 3189cc 195 CID A N/S N/S				
<b>CAYENNE</b>					V8 4.5L 4511cc B N/S N/S				
V6 3.6L 3597cc 219 CID	M55.01	A	N/S	N/S	V8 4.5L 4511cc Turbo C N/S N/S				
V8 4.8L 4806cc	M48.01	B	N/S	N/S	<b>2004</b>				
	M48.01	D	N/S	N/S	<b>911 SERIES</b>				
V8 4.8L 4806cc Turbo	M48.51	C	N/S	N/S	H6 3.6L 3596cc N/A N/A				
<b>CAYMAN</b>					H6 3.6L 3606cc 300523 N/A				
H6 2.7L 2687cc			N/A	N/A	H6 3.6L 3606cc Turbo 300523 N/A				
<b>CAYMAN S</b>					<b>BOXSTER</b>				
H6 3.4L 3387cc			N/A	N/A	H6 2.7L 2687cc N/A N/A				
<b>2007</b>					H6 3.2L 3179cc N/A N/A				
<b>911 GT3</b>					<b>CARRERA GT</b>				
H6 3.6L 3598cc			300523	N/A	V10 5.7L 5733cc M80.01 300523 N/A				
<b>911 SERIES</b>					<b>CAYENNE</b>				
H6 3.6L 3596cc			N/A	N/A	V6 3.2L 3189cc 195 CID A N/S N/S				
H6 3.6L 3596cc Turbo			300523	N/A	V8 4.5L 4511cc B N/S N/S				
H6 3.8L 3824cc			N/S	N/S	V8 4.5L 4511cc Turbo C N/S N/S				
<b>BOXSTER</b>					<b>2003</b>				
H6 2.7L 2687cc			N/S	N/S	<b>911 SERIES</b>				
<b>BOXSTER S</b>					H6 3.6L 3596cc A N/A N/A				
H6 3.4L 3387cc			N/S	N/S	H6 3.6L 3606cc Turbo B 300523 N/A				
<b>CAYMAN</b>					<b>BOXSTER</b>				
H6 2.7L 2687cc			N/S	N/S	H6 2.7L 2687cc A N/A N/A				
<b>CAYMAN S</b>					H6 3.2L 3179cc B N/A N/A				
H6 3.4L 3387cc			N/S	N/S	<b>CAYENNE</b>				
<b>2006</b>					V8 4.5L 4511cc B N/S N/S				
<b>911 SERIES</b>					V8 4.5L 4511cc Turbo C N/S N/S				
H6 3.6L 3596cc		A	N/A	N/A	<b>2002</b>				
H6 3.8L 3800cc		B	N/S	N/S	<b>911 SERIES</b>				
<b>BOXSTER</b>					H6 3.6L 3596cc A N/A N/A				
H6 2.7L 2687cc		A	N/S	N/S	H6 3.6L 3606cc Turbo B N/A N/A				
H6 3.2L 3179cc		B	N/S	N/S	<b>BOXSTER</b>				
<b>CARRERA GT</b>					H6 2.7L 2687cc A N/A N/A				
V10 5.7L 5733cc	M80.01		N/S	N/S	H6 3.2L 3179cc B N/A N/A				
<b>CAYENNE</b>					<b>2001</b>				
V6 3.2L 3189cc		A	N/S	N/S	<b>911 SERIES</b>				
V8 4.5L 4511cc		B	N/S	N/S	H6 3.4L 3387cc A N/A N/A				
V8 4.5L 4511cc Turbo		C	N/S	N/S	H6 3.6L 3606cc Turbo C 300523 N/A				
<b>CAYMAN S</b>					<b>BOXSTER</b>				
H6 3.4L 3387cc		B	N/A	N/A	H6 2.7L 2687cc A N/A N/A				
<b>2005</b>					H6 3.2L 3179cc B N/A N/A				
<b>911 SERIES</b>					<b>RAM</b>				
H6 3.6L 3596cc			N/A	N/A	<b>2023</b>				
H6 3.6L 3606cc			300523	N/A	<b>1500</b>				
H6 3.6L 3606cc Turbo			300523	N/A	V6 3.0L 3000CC 183CID Turbo Diesel M 300579 N/A				
H6 3.8L 3824cc			N/S	N/S					

P  
a  
s  
s  
C  
a  
r  
L  
i  
g  
h  
t  
T  
r  
u  
c  
k  
F  
u  
e  
l  
F  
i  
l  
t  
e  
r  
s

See pages 13-16 for footnotes.

*Italicized Part Numbers May Not Be Available.*  
Las piezas con números en *italicas* pueden no estar disponibles.  
Les numéros de pièce en *italiques* peuvent ne pas être disponibles.



RAM 2023-2021

Pass Car Light Truck Fuel Filter Section

Year/Año/Année Model/Modelo/Modèle Engine/Motor/Moteur	Eng. Code Código de motor Code moteur	VIN NIV NIV	GOLD Fuel Combustible Carburant	ProSelect Fuel Combustible Carburant	Year/Año/Année Model/Modelo/Modèle Engine/Motor/Moteur	Eng. Code Código de motor Code moteur	VIN NIV NIV	GOLD Fuel Combustible Carburant	ProSelect Fuel Combustible Carburant
--	---	-------------------	--	---	--	---	-------------------	--	---

RAM (Cont'd/Suite)

RAM (Cont'd/Suite)

**2023** (Cont'd/Suite)

**2022** (Cont'd/Suite)

1500 (Cont'd/Suite)

1500 TRX

V6 3.6L 3600CC 220CID eTorque Electric/Gas	eTorque		N/A	N/A
V8 5.7L 5700CC 345CID			N/S	N/S

V8 6.2L 6200CC 378CID Super Charged			N/S	N/S
-------------------------------------	--	--	-----	-----

1500 Classic

2500

V6 3.6L 3604cc 220 CID Flex	ERB		N/S	N/S
V8 5.7L 345 CID	EZH	T	N/S	N/S

L6 6.7L 408 CID Turbo Diesel	ETK	L	60025NP Cart. 300579 Cart.	N/A Cart. N/A Cart.
V8 6.4L 6424cc 392 CID	ESA	J	N/S	N/S

1500 eTorque Hybrid

3500

V6 3.6L 3600CC 220CID eTorque Electric/Gas	eTorque		N/S	N/S
V8 5.7L 5700CC 345CID			N/S	N/S

L6 6.7L 408 CID Turbo Diesel	ETK	L	60025NP Cart. 300579 Cart.	N/A Cart. N/A Cart.
V8 6.4L 6424cc 392 CID	ESA	J	N/S	N/S

1500 TRX

V8 6.2L 6200CC 378CID Super Charged			N/S	N/S
-------------------------------------	--	--	-----	-----

2500

L6 6.7L 408 CID Turbo Diesel	ETK	L	60025NP Cart. 300579 Cart.	N/A Cart. N/A Cart.
V8 6.4L 6424cc 392 CID	ESA	J	N/S	N/S

4500 HD

L6 6.7L 408 CID Turbo Diesel	ETK	L	60025NP Cart. 300579 Cart.	N/A Cart. N/A Cart.
V8 6.4L 6424cc 392 CID	ESA	J	N/S	N/S

3500

L6 6.7L 408 CID Turbo Diesel	ETK	L	60025NP Cart. 300579 Cart.	N/A Cart. N/A Cart.
V8 6.4L 6424cc 392 CID	ESA	J	N/S	N/S

5500 HD

L6 6.7L 408 CID Turbo Diesel	ETK	L	60025NP Cart. 300579 Cart.	N/A Cart. N/A Cart.
V8 6.4L 6424cc 392 CID	ESA	J	N/S	N/S

4500 HD

L6 6.7L 408 CID Turbo Diesel	ETK	L	60025NP Cart. 300579 Cart.	N/A Cart. N/A Cart.
V8 6.4L 6424cc 392 CID	ESA	J	N/S	N/S

PROMASTER 1500

V6 3.6L 3604cc 220 CID Flex		G	N/S	N/S
-----------------------------	--	---	-----	-----

PROMASTER 2500

V6 3.6L 3604cc 220 CID Flex		G	N/S	N/S
-----------------------------	--	---	-----	-----

PROMASTER 3500

V6 3.6L 3604cc 220 CID Flex		G	N/S	N/S
-----------------------------	--	---	-----	-----

PROMASTER CITY

L4 2.4L			N/S	N/S
---------	--	--	-----	-----

**2021**

1500

V6 3.0L 3000CC 183CID Turbo Diesel		M	300579	N/A
V8 5.7L 345 CID	EZH	T	N/S	N/S

1500 Classic

V6 3.6L 3604cc 220 CID Flex	ERB		N/S	N/S
V8 5.7L 345 CID	EZH	T	N/S	N/S

1500 eTorque Hybrid

V6 3.6L 3600CC 220CID eTorque Electric/Gas	eTorque		N/S	N/S
V8 5.7L 345 CID	EZH	T	N/S	N/S

1500 TRX

V8 6.2L 6200CC 378CID Super Charged			N/S	N/S
-------------------------------------	--	--	-----	-----

2500

L6 6.7L 408 CID Turbo Diesel	ETK	L	60025NP Cart. 300579 Cart.	N/A Cart. N/A Cart.
V8 6.4L 6424cc 392 CID	ESA	J	N/S	N/S

3500

L6 6.7L 408 CID Turbo Diesel	ETK	L	60025NP Cart. 300579 Cart.	N/A Cart. N/A Cart.
V8 6.4L 6424cc 392 CID	ESA	J	N/S	N/S

**2022**

1500

V6 3.0L 3000CC 183CID Turbo Diesel		M	300579	N/A
V6 3.6L 3600CC 220CID eTorque Electric/Gas	eTorque		N/A	N/A
V8 5.7L 5700CC 345CID			N/S	N/S

1500 Classic

V6 3.6L 3604cc 220 CID Flex	ERB		N/S	N/S
V8 5.7L 345 CID	EZH	T	N/S	N/S

1500 eTorque Hybrid

V6 3.6L 3600CC 220CID eTorque Electric/Gas	eTorque		N/S	N/S
V8 5.7L 5700CC 345CID			N/S	N/S

See pages 13-16 for footnotes.

*Italicized Part Numbers May Not Be Available.*  
Las piezas con números en *italicas* pueden no estar disponibles.  
Les numéros de pièce en *italiques* peuvent ne pas être disponibles.



Pass Car Light Truck Fuel Filter Section

RAM 2021-2018

Year/Año/Année Model/Modelo/Modèle Engine/Motor/Moteur	Eng. Code Código de motor Code moteur	VIN NIV NIV	GOLD Fuel Combustible Carburant	ProSelect Fuel Combustible Carburant	Year/Año/Année Model/Modelo/Modèle Engine/Motor/Moteur	Eng. Code Código de motor Code moteur	VIN NIV NIV	GOLD Fuel Combustible Carburant	ProSelect Fuel Combustible Carburant
<b>RAM (Cont'd/Suite)</b>					<b>RAM (Cont'd/Suite)</b>				
<b>2021 (Cont'd/Suite)</b>					<b>2019 (Cont'd/Suite)</b>				
<b>4500 HD</b>					<b>1500 Classic (Cont'd/Suite)</b>				
L6 6.7L 408 CID Turbo Diesel	ETK	L	600255NP Cart. 300579 Cart.	N/A Cart. N/A Cart.	V8 5.7L 345 CID	EZH	T	N/S	N/S
V8 6.4L 6424cc 392 CID	ESA	J	N/S	N/S	<b>1500 eTorque Hybrid</b>				
<b>5500 HD</b>					V6 3.6L 3600CC 220CID eTorque Electric/Gas				
L6 6.7L 408 CID Turbo Diesel	ETK	L	600255NP Cart. 300579 Cart.	N/A Cart. N/A Cart.	V8 5.7L 345 CID	EZH	T	N/S	N/S
V8 6.4L 6424cc 392 CID	ESA	J	N/S	N/S	<b>1500 Sport</b>				
<b>PROMASTER 1500</b>					V8 5.7L 345 CID				
V6 3.6L 3604cc 220 CID Flex		G	N/S	N/S	<b>2500</b>				
<b>PROMASTER 2500</b>					L6 6.7L 408 CID Turbo Diesel				
V6 3.6L 3604cc 220 CID Flex		G	N/S	N/S	V8 5.7L 5700CC 345CID			N/S	N/S
<b>PROMASTER 3500</b>					V8 6.4L 6424cc 392 CID				
V6 3.6L 3604cc 220 CID Flex		G	N/S	N/S	V8 6.7L 408 CID Turbo Diesel	ETK	L	600255NP Cart. 300579 Cart.	N/A Cart. N/A Cart.
<b>PROMASTER CITY</b>					<b>3500</b>				
L4 2.4L			N/S	N/S	L6 6.7L 408 CID Turbo Diesel	ETK	L	600255NP Cart. 300579 Cart.	N/A Cart. N/A Cart.
<b>2020</b>					V8 5.7L 5700CC 345CID				
<b>1500</b>					V8 6.4L 6424cc 392 CID				
V6 3.0L 3000CC 183CID Turbo Diesel		M	300579	N/A	<b>PROMASTER 1500</b>				
V8 5.7L 345 CID	EZH	T	N/S	N/S	V6 3.6L 3604cc 220 CID Flex				
<b>1500 Classic</b>					<b>PROMASTER 2500</b>				
V6 3.6L 3604cc 220 CID Flex	ERB	T	N/S	N/S	L4 3.0L 2998cc 183 CID Turbo Diesel		D	300433	N/A
V8 5.7L 345 CID	EZH	T	N/S	N/S	V6 3.6L 3604cc 220 CID Flex		G	N/S	N/S
<b>1500 eTorque Hybrid</b>					<b>PROMASTER 3500</b>				
V6 3.6L 3600CC 220CID eTorque Electric/Gas	eTorque		N/S	N/S	L4 3.0L 2998cc 183 CID Turbo Diesel		D	300433	N/A
V8 5.7L 345 CID	EZH	T	N/S	N/S	V6 3.6L 3604cc 220 CID Flex		G	N/S	N/S
<b>2500</b>					<b>PROMASTER CITY</b>				
L6 6.7L 408 CID Turbo Diesel	ETK	L	600255NP Cart. 300579 Cart.	N/A Cart. N/A Cart.	L4 2.4L 2360cc 144 CID			N/S	N/S
V8 6.4L 6424cc 392 CID	ESA	J	N/S	N/S	L4 3.0L 2998CC 183CID Turbo Diesel			N/S	N/S
<b>3500</b>					<b>RAM POWER WAGON</b>				
L6 6.7L 408 CID Turbo Diesel	ETK	L	600255NP Cart. 300579 Cart.	N/A Cart. N/A Cart.	V8 6.4L			N/S	N/S
V8 6.4L 6424cc 392 CID	ESA	J	N/S	N/S	<b>2018</b>				
<b>PROMASTER 1500</b>					<b>1500</b>				
V6 3.6L 3604cc 220 CID Flex		G	N/S	N/S	V6 3.0L 2987cc 182 CID Turbo Diesel	EXF	M	300659 <sup>310</sup>	N/A <sup>310</sup>
<b>PROMASTER 2500</b>					V6 3.6L 3604cc 220 CID Flex				
V6 3.6L 3604cc 220 CID Flex		G	N/S	N/S	V8 5.7L 345 CID	ERB	T	N/S	N/S
<b>PROMASTER 3500</b>					<b>2500</b>				
V6 3.6L 3604cc 220 CID Flex		G	N/S	N/S	L6 6.7L 408 CID Turbo Diesel	ETK	L	600112 Spin-on 600255NP Cart.	N/A Spin-on N/A Cart.
<b>PROMASTER CITY</b>					V8 5.7L 5700CC 345CID				
L4 2.4L			N/S	N/S	V8 6.4L 6424cc 392 CID	ESA	J	N/S	N/S
<b>2019</b>					<b>3500</b>				
<b>1500</b>					L6 6.7L 408 CID Turbo Diesel				
V8 5.7L 345 CID	EZH	T	N/S	N/S	V8 5.7L 345 CID	EZC	T	N/S	N/S
<b>1500 Classic</b>					V8 6.4L 6424cc 392 CID				
V6 3.0L 2987cc 182 CID Turbo Diesel	EXF	M	300659 <sup>310</sup>	N/A <sup>310</sup>	V8 6.7L 408 CID Turbo Diesel	ETK	L	600112 Spin-on 600255NP Cart.	N/A Spin-on N/A Cart.
V6 3.6L 3604cc 220 CID Flex	ERB	T	N/S	N/S	V8 5.7L 345 CID	EZC	T	N/S	N/S
<b>PROMASTER 1500</b>					V8 6.4L 6424cc 392 CID				
L4 3.0L 2998cc 183 CID Turbo Diesel		D	300433	N/A	700			N/S	N/S

Pass Car Light Truck Fuel Filters

See pages 13-16 for footnotes.

*Italicized Part Numbers May Not Be Available.*  
Las piezas con números en *italicas* pueden no estar disponibles.  
Les numéros de pièce en *italiques* peuvent ne pas être disponibles.



RAM 2018-2015

Pass Car Light Truck Fuel Filter Section

Year/Año/Année Model/Modelo/Modèle Engine/Motor/Moteur	Eng. Code Código de motor Code moteur	VIN NIV NIV	GOLD Fuel Combustible Carburant	ProSelect Fuel Combustible Carburant	Year/Año/Année Model/Modelo/Modèle Engine/Motor/Moteur	Eng. Code Código de motor Code moteur	VIN NIV NIV	GOLD Fuel Combustible Carburant	ProSelect Fuel Combustible Carburant
<b>RAM (Cont'd/Suite)</b>					<b>RAM (Cont'd/Suite)</b>				
<b>2018 (Cont'd/Suite)</b>					<b>2016 (Cont'd/Suite)</b>				
<b>PROMASTER 1500 (Cont'd/Suite)</b>					<b>3500</b>				
V6 3.6L 3604cc 220 CID Flex		G	N/S	N/S	L6 6.7L 408 CID Turbo Diesel	ETK	L	600112 Spin-on 600255NP Cart.	N/A Spin-on N/A Cart.
<b>PROMASTER 2500</b>					V8 5.7L 345 CID	EZC	T	N/S	N/S
L4 3.0L 2998cc 183 CID Turbo Diesel		D	300433	N/A	V8 6.4L 6424cc 392 CID	ESB	J	N/S	N/S
V6 3.6L 3604cc 220 CID Flex		G	N/S	N/S	<b>700</b>				
<b>PROMASTER 3500</b>					L4 1.6L Natural Aspirated (Mex.)			308408	N/A
L4 3.0L 2998cc 183 CID Turbo Diesel		D	300433	N/A	<b>PROMASTER 1500</b>				
V6 3.6L 3604cc 220 CID Flex		G	N/S	N/S	L4 3.0L 2998cc 183 CID Turbo Diesel		D	300433	N/A
<b>PROMASTER CITY</b>					V6 3.6L 3604cc 220 CID Flex		G	N/S	N/S
L4 2.4L 2360cc 144 CID			N/S	N/S	<b>PROMASTER 2500</b>				
<b>2017</b>					L4 3.0L 2998cc 183 CID Turbo Diesel		D	300433	N/A
<b>1500</b>					V6 3.6L 3604cc 220 CID Flex		G	N/S	N/S
V6 3.0L 2987cc 182 CID Turbo Diesel	EXF	M	300659 <sup>310</sup>	N/A <sup>310</sup>	<b>PROMASTER 3500</b>				
V6 3.6L 3604cc 220 CID Flex	ERB		N/S	N/S	L4 3.0L 2998cc 183 CID Turbo Diesel		D	300433	N/A
V8 5.7L 345 CID	EZH	T	N/S	N/S	V6 3.6L 3604cc 220 CID Flex		G	N/S	N/S
<b>2500</b>					<b>PROMASTER CITY</b>				
L6 6.7L 408 CID Turbo Diesel	ETK	L	600112 Spin-on 600255NP Cart.	N/A Spin-on N/A Cart.	L4 2.4L 2360cc 144 CID			N/S	N/S
V8 5.7L 345 CID	EZC	T	N/A	N/A	<b>2015</b>				
V8 5.7L 345 CID CNG			N/S	N/S	<b>1500</b>				
V8 6.4L 6424cc 392 CID	ESA	J	N/S	N/S	V6 3.0L 2987cc 182 CID Turbo Diesel	EXF	M	300659 <sup>310</sup>	N/A <sup>310</sup>
<b>3500</b>					V6 3.6L 3604cc 220 CID Flex	ERB		N/S	N/S
L6 6.7L 408 CID Turbo Diesel	ETK	L	600112 Spin-on 600255NP Cart.	N/A Spin-on N/A Cart.	<b>2500</b>				
V8 5.7L 345 CID	EZC	T	N/A	N/A	L6 6.7L 408 CID Turbo Diesel	ETK	L	600112 Spin-on 600255NP Cart.	N/A Spin-on N/A Cart.
V8 6.4L 6424cc 392 CID	ESB	J	N/S	N/S	V8 5.7L 345 CID	EZC	T	N/S	N/S
<b>700</b>					V8 6.4L 6424cc 392 CID	ESA	J	N/S	N/S
L4 1.6L Natural Aspirated (Mex.)			308408	N/A	<b>3500</b>				
<b>PROMASTER 1500</b>					L6 6.7L 408 CID Turbo Diesel	ETK	L	600112 Spin-on 600255NP Cart.	N/A Spin-on N/A Cart.
L4 3.0L 2998cc 183 CID Turbo Diesel		D	300433	N/A	V8 5.7L 345 CID	EZC	T	N/S	N/S
V6 3.6L 3604cc 220 CID Flex		G	N/S	N/S	V8 6.4L 6424cc 392 CID	ESA	J	N/S	N/S
<b>PROMASTER 2500</b>					V8 6.4L 6424cc 392 CID	ESB	J	N/S	N/S
L4 3.0L 2998cc 183 CID Turbo Diesel		D	300433	N/A	<b>700</b>				
V6 3.6L 3604cc 220 CID Flex		G	N/S	N/S	L4 1.6L Natural Aspirated (Mex.)			308408	N/A
<b>PROMASTER 3500</b>					<b>C/V</b>				
L4 3.0L 2998cc 183 CID Turbo Diesel		D	300433	N/A	V6 3.6L 3604cc 220 CID Flex	ERB	G	N/S	N/S
V6 3.6L 3604cc 220 CID Flex		G	N/S	N/S	<b>PROMASTER 1500</b>				
<b>PROMASTER CITY</b>					L4 3.0L 2998cc 183 CID Turbo Diesel		D	300433	N/A
L4 2.4L 2360cc 144 CID			N/S	N/S	V6 3.6L 3604cc 220 CID Flex		G	N/S	N/S
<b>2016</b>					<b>PROMASTER 2500</b>				
<b>1500</b>					L4 3.0L 2998cc 183 CID Turbo Diesel		D	300433	N/A
V6 3.0L 2987cc 182 CID Turbo Diesel	EXF	M	300659 <sup>310</sup>	N/A <sup>310</sup>	V6 3.6L 3604cc 220 CID Flex		G	N/S	N/S
V6 3.6L 3604cc 220 CID Flex	ERB		N/S	N/S	<b>PROMASTER 3500</b>				
V8 5.7L 345 CID	EZH	T	N/S	N/S	L4 3.0L 2998cc 183 CID Turbo Diesel		D	300433	N/A
<b>2500</b>					V6 3.6L 3604cc 220 CID Flex		G	N/S	N/S
L6 6.7L 408 CID Turbo Diesel	ETK	L	600112 Spin-on 600255NP Cart.	N/A Spin-on N/A Cart.	<b>PROMASTER CITY</b>				
V8 5.7L 345 CID	EZC	T	N/S	N/S	L4 2.4L 2360cc 144 CID		T	N/S	N/S
V8 5.7L 345 CID CNG			N/S	N/S					
V8 6.4L 6424cc 392 CID	ESA	J	N/S	N/S					

See pages 13-16 for footnotes.

*Italicized Part Numbers May Not Be Available.*  
Las piezas con números en *italicas* pueden no estar disponibles.  
Les numéros de pièce en *italiques* peuvent ne pas être disponibles.



Pass Car Light Truck Fuel Filter Section

RAM 2014 — RENAULT 2017

Year/Año/Année Model/Modelo/Modèle Engine/Motor/Moteur	Eng. Code Código de motor Code moteur	VIN NIV NIV	GOLD Fuel Combustible Carburant	ProSelect Fuel Combustible Carburant	Year/Año/Année Model/Modelo/Modèle Engine/Motor/Moteur	Eng. Code Código de motor Code moteur	VIN NIV NIV	GOLD Fuel Combustible Carburant	ProSelect Fuel Combustible Carburant
<b>RAM (Cont'd/Suite)</b>					<b>RAM (Cont'd/Suite)</b>				
<b>2014</b>					<b>2012 (Cont'd/Suite)</b>				
<b>1500</b>					<b>2500</b>				
V6 3.0L 2987cc 182 CID Turbo Diesel	EXF	M	300659 <sup>310</sup>	N/A <sup>310</sup>	L6 6.7L 408 CID Turbo Diesel	ETJ	L	3255	23255
V6 3.6L 3604cc 220 CID Flex	ERB		N/S	N/S	V8 5.7L 345 CID	EZC	T	N/S	N/S
V8 5.7L 345 CID	EZH	T	N/S	N/S	V8 5.7L 345 CID BI-Fuel	EZF	2	N/S	N/S
<b>2500</b>					<b>3500</b>				
L6 6.7L 408 CID Turbo Diesel	ETK	L	600112 Spin-on 600255NP Cart.	N/A Spin-on N/A Cart.	L6 6.7L 408 CID Turbo Diesel	ETJ	L	3255	23255
V8 5.7L 345 CID	EZC	T	N/S	N/S	V8 5.7L 345 CID	EZC	T	N/S	N/S
V8 6.4L 6424cc 392 CID	ESA	J	N/S	N/S	<b>C/V</b>				
<b>3500</b>					V6 3.6L 3604cc 220 CID Flex				
L6 6.7L 408 CID Turbo Diesel	ETK	L	600112 Spin-on 600255NP Cart.	N/A Spin-on N/A Cart.	<b>2011</b>				
V8 5.7L 345 CID	EZC	T	N/S	N/S	<b>1500</b>				
V8 6.4L 6424cc 392 CID	ESA	J	N/S	N/S	V6 3.7L 226 CID		K	N/S	N/S
<b>C/V</b>					V8 4.7L 285 CID Flex		P	N/S	N/S
V6 3.6L 3604cc 220 CID Flex	ERB	G	N/S	N/S	V8 5.7L 345 CID	EZH	T	N/S	N/S
<b>H100</b>					<b>2500</b>				
L4 2.4L 2359CC 144CID (Mex.)			N/S	N/S	L6 6.7L 408 CID Turbo Diesel	ETJ	L	3255	23255
<b>PROMASTER 1500</b>					Turbo Diesel				
L4 3.0L 2998cc 183 CID Turbo Diesel		D	300433	N/A	V8 5.7L 345 CID	EZC	T	N/S	N/S
V6 3.6L 3604cc 220 CID Flex		G	N/S	N/S	<b>DAKOTA</b>				
<b>PROMASTER 2500</b>					V6 3.7L 226 CID				
L4 3.0L 2998cc 183 CID Turbo Diesel		D	300433	N/A	V8 4.7L 285 CID Flex		K	N/S	N/S
V6 3.6L 3604cc 220 CID Flex		G	N/S	N/S	<b>2010</b>				
<b>PROMASTER 3500</b>					<b>1500</b>				
L4 3.0L 2998cc 183 CID Turbo Diesel		D	300433	N/A	V8 5.7L 345 CID	EZH	T	N/S	N/S
V6 3.6L 3604cc 220 CID Flex		G	N/S	N/S	<b>2500</b>				
<b>2013</b>					V8 5.7L 345CID (Mex.)				
<b>1500</b>					<b>RENAULT</b>				
V6 3.6L 3604cc 220 CID Flex	ERB	P	N/S	N/S	<b>2018</b>				
V8 4.7L 285 CID Flex		P	N/S	N/S	<b>CAPTUR</b>				
V8 5.7L 345 CID	EZH	T	N/S	N/S	L4 2.0L 1998CID (Mex.)				
<b>2500</b>					<b>DUSTER</b>				
L6 6.7L 408 CID Turbo Diesel	ETK	L	600112 Spin-on 600255NP Cart.	N/A Spin-on N/A Cart.	L4 2.0L 1998cc (Mex.)				
V8 5.7L 345 CID	EZC	T	N/S	N/S	<b>2017</b>				
<b>3500</b>					<b>CLIO</b>				
L6 6.7L 408 CID Turbo Diesel	ETK	L	600112 Spin-on 600255NP Cart.	N/A Spin-on N/A Cart.	L4 1.6L 1598cc (Mex.)				
V8 5.7L 345 CID	EZC	T	N/S	N/S	<b>DUSTER</b>				
<b>C/V</b>					L4 2.0L 1998cc (Mex.)				
V6 3.6L 3604cc 220 CID Flex	ERB	G	N/S	N/S	<b>FLUENCE</b>				
<b>2012</b>					L4 2.0L 1997cc (Mex.)				
<b>1500</b>					<b>KANGOO EXPRESS</b>				
V6 3.7L 226 CID		K	N/S	N/S	L4 1.6L 1598cc (Mex.)				
V8 4.7L 285 CID Flex		P	N/S	N/S	<b>KOLEOS</b>				
V8 5.7L 345 CID	EZC	T	N/S	N/S	L4 2.5L 2488cc (Mex.)				
	EZH	T	N/S	N/S	<b>LOGAN</b>				
<b>2017</b>					L4 1.6L 1598cc (Mex.)				
<b>1500</b>					<b>SANDERO</b>				
V6 3.7L 226 CID		K	N/S	N/S	L4 1.6L 1598cc (Mex.)				
V8 4.7L 285 CID Flex		P	N/S	N/S					
V8 5.7L 345 CID	EZC	T	N/S	N/S					
	EZH	T	N/S	N/S					

See pages 13-16 for footnotes.

*Italicized Part Numbers May Not Be Available.*  
Las piezas con números en *italicas* pueden no estar disponibles.  
Les numéros de pièce en *italiques* peuvent ne pas être disponibles.

P  
a  
s  
s  
C  
a  
r  
L  
i  
g  
h  
t  
T  
r  
u  
c  
k  
F  
u  
e  
l  
F  
i  
l  
t  
e  
r  
s



Year/Año/Année Model/Modelo/Modelé Engine/Motor/Moteur	Eng. Code Código de motor Code moteur	VIN NIV NIV	GOLD Fuel Combustible Carburant	ProSelect Fuel Combustible Carburant	Year/Año/Année Model/Modelo/Modelé Engine/Motor/Moteur	Eng. Code Código de motor Code moteur	VIN NIV NIV	GOLD Fuel Combustible Carburant	ProSelect Fuel Combustible Carburant
<b>RENAULT (Cont'd/Suite)</b>					<b>RENAULT (Cont'd/Suite)</b>				
<b>2016</b>					<b>2013 (Cont'd/Suite)</b>				
<b>CLIO</b>					<b>KOLEOS</b>				
L4 1.6L 1598cc (Mex.)			308034	N/A	L4 2.5L 2488cc (Mex.)			N/S	N/S
<b>DUSTER</b>					<b>SANDERO</b>				
L4 2.0L 1998cc (Mex.)			308034	N/A	L4 1.6L 1598cc (Mex.)			308034	N/A
<b>FLUENCE</b>					<b>STEPWAY</b>				
L4 2.0L 1997cc (Mex.)			308034	N/A	L4 1.6L 1598cc (Mex.)			308034	N/A
<b>KANGOO EXPRESS</b>					<b>TRAFIC</b>				
L4 1.6L 1598cc (Mex.)			308034	N/A	L4 2.0L 1998cc (Mex.)			308034	N/A
<b>KOLEOS</b>					<b>2012</b>				
L4 2.5L 2488cc (Mex.)			N/S	N/S	<b>FLUENCE</b>				
<b>LOGAN</b>					L4 2.0L 1997cc (Mex.)				
L4 1.6L 1598cc (Mex.)			308034	N/A				308034	N/A
<b>SANDERO</b>					<b>KANGOO EXPRESS</b>				
L4 1.6L 1598cc (Mex.)			308034	N/A	L4 1.6L 1598cc (Mex.)			308034	N/A
<b>STEPWAY</b>					<b>KOLEOS</b>				
L4 1.6L 1598cc (Mex.)			308034	N/A	L4 2.5L 2488cc (Mex.)			N/S	N/S
<b>2015</b>					<b>SANDERO</b>				
<b>CLIO</b>					L4 1.6L 1598cc (Mex.)				
L4 1.6L 1598cc (Mex.)			308034	N/A				308034	N/A
<b>DUSTER</b>					<b>STEPWAY</b>				
L4 2.0L 1998cc (Mex.)			308034	N/A	L4 1.6L 1598cc (Mex.)			308034	N/A
<b>FLUENCE</b>					<b>TRAFIC</b>				
L4 2.0L 1997cc (Mex.)			308034	N/A	L4 2.0L 1998cc (Mex.)			308034	N/A
<b>KANGOO EXPRESS</b>					<b>2011</b>				
L4 1.6L 1598cc (Mex.)			308034	N/A	<b>FLUENCE</b>				
<b>KOLEOS</b>					1.6i 16V (Mex.)				
L4 2.5L 2488cc (Mex.)			N/S	N/S				308034	N/A
<b>SANDERO</b>					L4 2.0L 1997cc (Mex.)				
L4 1.6L 1598cc (Mex.)			308034	N/A				308034	N/A
<b>STEPWAY</b>					<b>KANGOO</b>				
L4 1.6L 1598cc (Mex.)			308034	N/A	L4 1.6L 1598cc (Mex.)			308034	N/A
<b>2014</b>					<b>KANGOO EXPRESS</b>				
<b>DUSTER</b>					L4 1.6L 1598cc (Mex.)				
L4 2.0L 1998cc (Mex.)			308034	N/A				308034	N/A
<b>FLUENCE</b>					<b>KOLEOS</b>				
L4 2.0L 1997cc (Mex.)			308034	N/A	L4 2.5L 2488cc (Mex.)			N/S	N/S
<b>KANGOO EXPRESS</b>					<b>MEGANE</b>				
L4 1.6L 1598cc (Mex.)			308034	N/A	1.4i 16V (Mex.)			308034	N/A
<b>KOLEOS</b>					<b>SANDERO</b>				
L4 2.5L 2488cc (Mex.)			N/S	N/S	L4 1.6L 1598cc (Mex.)			308034	N/A
<b>SANDERO</b>					<b>SCENIC</b>				
L4 1.6L 1598cc (Mex.)			308034	N/A	1.4i 16V (Mex.)			N/S	N/S
<b>STEPWAY</b>					<b>STEPWAY</b>				
L4 1.6L 1598cc (Mex.)			308034	N/A	L4 1.6L 1598cc (Mex.)			308034	N/A
<b>2013</b>					<b>2010</b>				
<b>DUSTER</b>					<b>FLUENCE</b>				
L4 2.0L 1998cc (Mex.)			308034	N/A	1.6i 16V (Mex.)			308034	N/A
<b>FLUENCE</b>					L4 2.0L 1997cc (Mex.)				
L4 2.0L 1997cc (Mex.)			308034	N/A				308034	N/A
<b>KANGOO EXPRESS</b>					<b>MEGANE</b>				
L4 1.6L 1598cc (Mex.)			308034	N/A	1.4i 16V (Mex.)			308034	N/A
<b>2013</b>					<b>SANDERO</b>				
<b>DUSTER</b>					L4 1.6L 1598cc (Mex.)				
L4 2.0L 1998cc (Mex.)			308034	N/A				308034	N/A
<b>FLUENCE</b>					<b>SCENIC</b>				
L4 2.0L 1997cc (Mex.)			308034	N/A	1.4i 16V (Mex.)			N/S	N/S
<b>KANGOO EXPRESS</b>					<b>STEPWAY</b>				
L4 1.6L 1598cc (Mex.)			308034	N/A	L4 1.6L 1598cc (Mex.)			308034	N/A

See pages 13-16 for footnotes.



Pass Car Light Truck Fuel Filter Section

RENAULT 2009-2005

Year/Año/Année Model/Modelo/Modèle Engine/Motor/Moteur	Eng. Code Código de motor Code moteur	VIN NIV NIV	GOLD Fuel Combustible Carburant	ProSelect Fuel Combustible Carburant	Year/Año/Année Model/Modelo/Modèle Engine/Motor/Moteur	Eng. Code Código de motor Code moteur	VIN NIV NIV	GOLD Fuel Combustible Carburant	ProSelect Fuel Combustible Carburant
<b>RENAULT (Cont'd/Suite)</b>					<b>RENAULT (Cont'd/Suite)</b>				
<b>2009</b>					<b>2007 (Cont'd/Suite)</b>				
<b>CLIO</b>					<b>CLIO (Cont'd/Suite)</b>				
L4 1.5L 1461cc Diesel (Mex.)	K9K		608357	N/A	L4 1.6L 1598cc (Mex.)			308034	N/A
<b>KANGOO</b>					<b>CLIO SPORT</b>				
L4 1.4L 1390cc (Mex.)			308034	N/A	L4 2.0L 1998cc (Mex.)			308034	N/A
L4 1.6L 1600cc (Mex.)	FI		308034	N/A	<b>GRAND SCENIC</b>				
<b>KANGOO EXPRESS</b>					L4 1.6L 1598cc (Mex.)			308034	N/A
L4 1.5L 1461cc Diesel (Mex.)	K9K		608357	N/A	L4 1.9L 1870cc Turbo Diesel (Mex.)			308178	N/A
L4 1.6L 1598cc (Mex.)			308034	N/A	L4 2.0L 1998cc (Mex.)			308034	N/A
<b>KOLEOS</b>					<b>KANGOO</b>				
L4 2.0L 1995cc Turbo Diesel (Mex.)			N/A	N/A	L4 1.6L (Mex.)			308034	N/A
L4 2.5L 2488cc (Mex.)			N/S	N/S	<b>KANGOO EXPRESS</b>				
<b>LAGUNA</b>					L4 1.6L 1598cc (Mex.)			308034	N/A
V6 3.0L 2993cc Turbo Diesel (Mex.)			3128	N/A	<b>MEGANE</b>				
<b>MEGANE</b>					L4 2.0L 1998cc (Mex.)			308034	N/A
L4 1.5L 1461cc Diesel (Mex.)	K9K		N/A	N/A	<b>SCENIC</b>				
L4 1.6L 1598cc (Mex.)			308034	N/A	L4 2.0L 2000cc (Mex.)			308034	N/A
L4 2.0L 1998cc (Mex.)			308034	N/A	<b>2006</b>				
<b>SANDERO</b>					<b>CLIO</b>				
L4 1.6L 1598cc (Mex.)			308034	N/A	L4 1.5L 1461cc Diesel (Mex.)	K9K		608357	N/A
<b>SYMBOL</b>					L4 1.6L 1598cc (Mex.)			308034	N/A
L4 1.5L 1461cc Diesel (Mex.)	K9K		308362	N/A	<b>CLIO SPORT</b>				
<b>THALIA</b>					L4 2.0L 1998cc (Mex.)			308034	N/A
L4 1.5L 1461cc Diesel (Mex.)	K9K		308362	N/A	<b>GRAND SCENIC</b>				
<b>2008</b>					L4 1.6L 1598cc (Mex.)			308034	N/A
<b>CLIO</b>					L4 1.9L 1870cc Turbo Diesel (Mex.)			308178	N/A
L4 1.5L 1461cc Diesel (Mex.)	K9K		608357	N/A	L4 2.0L 1998cc (Mex.)			308034	N/A
L4 1.6L (Mex.)			308034	N/A	<b>KANGOO</b>				
<b>GRAND SCENIC</b>					L4 1.6L (Mex.)			308034	N/A
L4 1.6L 1598cc (Mex.)			308034	N/A	<b>KANGOO EXPRESS</b>				
L4 2.0L 1998cc (Mex.)			308034	N/A	L4 1.6L 1598cc (Mex.)			308034	N/A
<b>KANGOO</b>					<b>LAGUNA</b>				
L4 1.4L 1390cc (Mex.)			308034	N/A	L4 2.0L 1995cc Turbo Diesel (Mex.)			308178	N/A
L4 1.6L (Mex.)			308034	N/A	L4 2.0L 1998cc (Mex.)			308034	N/A
<b>KANGOO EXPRESS</b>					V6 3.0L (Mex.)			308034	N/A
L4 1.6L 1598cc (Mex.)			308034	N/A	<b>MEGANE</b>				
<b>KOLEOS</b>					L4 2.0L 1998cc (Mex.)			308034	N/A
L4 2.0L 1995cc Turbo Diesel (Mex.)			N/A	N/A	<b>SCENIC</b>				
<b>LAGUNA</b>					L4 2.0L 2000cc (Mex.)			308034	N/A
V6 3.0L 2993cc Turbo Diesel (Mex.)			3128	N/A	<b>2005</b>				
<b>MEGANE</b>					<b>CLIO</b>				
L4 1.5L 1461cc Diesel (Mex.)	K9K		N/A	N/A	L4 1.5L 1461cc Diesel (Mex.)	K9K		608357	N/A
L4 1.6L 1598cc (Mex.)			308034	N/A	L4 1.6L 1598cc (Mex.)			308034	N/A
L4 2.0L 1998cc (Mex.)			308034	N/A	<b>CLIO SPORT</b>				
<b>SANDERO</b>					L4 2.0L 1998cc (Mex.)			308034	N/A
L4 1.6L 1598cc (Mex.)			308034	N/A	<b>GRAND SCENIC</b>				
<b>SCENIC</b>					L4 1.6L 1598cc (Mex.)			308034	N/A
L4 2.0L 2000cc (Mex.)			308034	N/A	L4 1.9L 1870cc Turbo Diesel (Mex.)			308178	N/A
<b>SYMBOL</b>					L4 2.0L 1998cc (Mex.)			308034	N/A
L4 1.5L 1461cc Diesel (Mex.)	K9K		308362	N/A	<b>KANGOO</b>				
<b>THALIA</b>					L4 1.6L (Mex.)			308034	N/A
L4 1.5L 1461cc Diesel (Mex.)	K9K		308362	N/A	<b>KANGOO EXPRESS</b>				
<b>2007</b>					L4 1.6L 1598cc (Mex.)			308034	N/A
<b>CLIO</b>					<b>LAGUNA</b>				
L4 1.5L 1461cc Diesel (Mex.)	K9K		608357	N/A	L4 2.0L 1995cc Turbo Diesel (Mex.)			308178	N/A

See pages 13-16 for footnotes.

*Italicized Part Numbers May Not Be Available.*  
 Las piezas con números en *italicas* pueden no estar disponibles.  
 Les numéros de pièce en *italiques* peuvent ne pas être disponibles.

P  
a  
s  
s  
C  
a  
r  
L  
i  
g  
h  
t  
T  
r  
u  
c  
k  
F  
u  
e  
l  
F  
i  
l  
t  
e  
r  
s





Year/Año/Année Model/Modelo/Modèle Engine/Motor/Moteur	Eng. Code Código de motor Code moteur	VIN NIV NIV	GOLD Fuel Combustible Carburant	ProSelect Fuel Combustible Carburant	Year/Año/Année Model/Modelo/Modèle Engine/Motor/Moteur	Eng. Code Código de motor Code moteur	VIN NIV NIV	GOLD Fuel Combustible Carburant	ProSelect Fuel Combustible Carburant
<b>RENAULT (Cont'd/Suite)</b>					<b>RENAULT (Cont'd/Suite)</b>				
<b>2005 (Cont'd/Suite)</b>					<b>2002 (Cont'd/Suite)</b>				
<b>LAGUNA (Cont'd/Suite)</b>					<b>MEGANE</b>				
V6 3.0L (Mex.)			308034	N/A	L4 2.0L 1998cc (Mex.)			308034	N/A
<b>MEGANE</b>					<b>TWINGO</b>				
L4 2.0L 1998cc (Mex.)			308034	N/A	L4 1.2L 1149cc (Mex.)			308034	N/A
<b>SCENIC</b>					<b>2001</b>				
L4 2.0L 2000cc (Mex.)			308034	N/A	<b>CLIO</b>				
<b>2004</b>					L4 1.5L 1461cc Diesel (Mex.) K9K 608357 N/A				
<b>CLIO</b>					L4 1.6L 1598cc (Mex.) 308034 N/A				
L4 1.5L 1461cc Diesel (Mex.)	K9K		608357	N/A	<b>LAGUNA</b>				
L4 1.6L 1598cc (Mex.)			308034	N/A	L4 2.2L 2188cc Diesel (Mex.) 308121 N/A				
<b>CLIO SPORT</b>					<b>TWINGO</b>				
L4 2.0L 1998cc (Mex.)			308034	N/A	L4 1.2L 1149cc (Mex.) 308034 N/A				
<b>GRAND SCENIC</b>					<b>SAAB</b>				
L4 1.6L 1598cc (Mex.)			308034	N/A	<b>2012</b>				
L4 1.9L 1870cc Turbo Diesel (Mex.)			308178	N/A	<b>9-3</b>				
L4 2.0L 1998cc (Mex.)			308034	N/A	L4 2.0L 1985cc Turbo Y N/S N/S				
<b>KANGOO</b>					<b>2011</b>				
L4 1.6L (Mex.)			308034	N/A	<b>9-3</b>				
<b>KANGOO EXPRESS</b>					L4 2.0L 1985cc Turbo B207R Y N/S N/S				
L4 1.6L 1598cc (Mex.)			308034	N/A	<b>9-3X</b>				
<b>LAGUNA</b>					L4 2.0L 1985cc Turbo B207R Y N/S N/S				
V6 3.0L (Mex.)			308034	N/A	<b>9-4X</b>				
<b>MEGANE</b>					V6 2.8L 2792cc Turbo LAU U N/S N/S				
L4 2.0L 2000cc (Mex.)			308034	N/A	V6 3.0L 2962cc LF1 Y N/S N/S				
<b>SCENIC</b>					<b>9-5</b>				
L4 2.0L 2000cc (Mex.)			308034	N/A	L4 2.0L 1985cc Turbo A20NFT N/S N/S				
<b>TWINGO</b>					V6 2.8L 2792cc Turbo A28NER J N/S N/S				
L4 1.2L 1149cc (Mex.)			308034	N/A	<b>2010</b>				
<b>2003</b>					<b>9-3</b>				
<b>CLIO</b>					L4 2.0L 1985cc Turbo B207R Y N/S N/S				
L4 1.5L 1461cc Diesel (Mex.)	K9K		608357	N/A	<b>9-3X</b>				
L4 1.6L 1598cc (Mex.)			308034	N/A	L4 2.0L 1985cc Turbo B207R Y N/S N/S				
<b>CLIO SPORT</b>					<b>9-5</b>				
L4 2.0L 1998cc (Mex.)			308034	N/A	V6 2.8L 2792cc Turbo A28NER J N/S N/S				
<b>KANGOO</b>					<b>2009</b>				
L4 1.6L (Mex.)			308034	N/A	<b>9-3</b>				
<b>KANGOO EXPRESS</b>					L4 2.0L 1985cc Turbo B207R Y N/S N/S				
L4 1.6L 1598cc (Mex.)			308034	N/A	V6 2.8L 2792cc Turbo B284R U,R N/S N/S				
<b>LAGUNA</b>					<b>9-5</b>				
V6 3.0L (Mex.)			308034	N/A	L4 2.3L 2290cc Turbo B235R G 3279 23279				
<b>MEGANE</b>					<b>9-7X</b>				
L4 2.0L 1998cc (Mex.)			308034	N/A	L6 4.2L 256 CID S N/S N/S				
<b>SCENIC</b>					V8 5.3L 325 CID M N/S N/S				
L4 2.0L 2000cc (Mex.)			308034	N/A	V8 6.0L 365 CID H N/S N/S				
<b>TWINGO</b>					<b>2008</b>				
L4 1.2L 1149cc (Mex.)			308034	N/A	<b>9-3</b>				
<b>2002</b>					L4 2.0L 1985cc Turbo B207R Y N/S N/S				
<b>CLIO</b>					V6 2.8L 2792cc Turbo B284R U N/S N/S				
L4 1.5L 1461cc Diesel (Mex.)	K9K		608357	N/A	B284R U N/S N/S				
L4 1.6L 1598cc (Mex.)			308034	N/A	<b>9-5</b>				
<b>CLIO SPORT</b>					L4 2.3L 2290cc Turbo B235R G 3279 23279				
L4 2.0L 1998cc (Mex.)			308034	N/A					

P  
a  
s  
s  
C  
a  
r  
L  
i  
g  
h  
t  
T  
r  
u  
c  
k  
F  
u  
e  
l  
F  
i  
l  
t  
e  
r  
s

See pages 13-16 for footnotes.

*Italicized Part Numbers May Not Be Available.*  
Las piezas con números en *italicas* pueden no estar disponibles.  
Les numéros de pièce en *italiques* peuvent ne pas être disponibles.



Pass Car Light Truck Fuel Filter Section

SAAB 2008 — SATURN 2009

Year/Año/Année Model/Modelo/Modèle Engine/Motor/Moteur	Eng. Code Código de motor Code moteur	VIN NIV NIV	GOLD Fuel Combustible Carburant	ProSelect Fuel Combustible Carburant	Year/Año/Année Model/Modelo/Modèle Engine/Motor/Moteur	Eng. Code Código de motor Code moteur	VIN NIV NIV	GOLD Fuel Combustible Carburant	ProSelect Fuel Combustible Carburant
<b>SAAB (Cont'd/Suite)</b>					<b>SAAB (Cont'd/Suite)</b>				
<b>2008 (Cont'd/Suite)</b>					<b>2003 (Cont'd/Suite)</b>				
<b>9-7X</b>					<b>9-3 SE</b>				
L4 4.2L 256 CID		S	N/S	N/S	L4 2.0L 1985cc Turbo	B205R		3279	23279
V8 5.3L 325 CID		M	N/S	N/S	<b>9-5</b>				
V8 6.0L 365 CID		H	N/S	N/S	L4 2.3L 2290cc Turbo	B235E	E	3279	23279
<b>2007</b>					<b>2002</b>				
<b>9-3</b>					<b>9-3</b>				
L4 2.0L 1985cc Turbo	B207R	Y	N/S	N/S	L4 2.0L 1985cc Turbo			3279	23279
V6 2.8L 2792cc Turbo	B284	U	N/S	N/S	L4 2.3L 2290cc Turbo	B235R		3279	23279
<b>9-5</b>					<b>9-3 SE</b>				
L4 2.3L 2290cc Turbo	B235R	G	3279	23279	L4 2.0L 1985cc Turbo	B205R	K	3279	23279
<b>9-7X</b>					<b>9-5</b>				
L6 4.2L 256 CID		S	N/S	N/S	L4 2.3L 2290cc Turbo	B235E	E	3279	23279
V8 5.3L 325 CID		M	N/S	N/S	V6 3.0L 2962cc	B235R	Z	3279	23279
<b>2006</b>					<b>2001</b>				
<b>9-2X</b>					<b>9-3</b>				
H4 2.5L 2458cc	EJ253	6	3558	23558	L4 2.0L 1985cc Turbo	B207R	Y	N/A	N/A
H4 2.5L 2458cc Turbo	EJ255	7	3558	23558	V6 2.8L 2792cc Turbo	B284	U	N/S	N/S
<b>9-3</b>					<b>9-3 SE</b>				
L4 2.0L 1985cc Turbo	B207R	Y	N/A	N/A	L4 2.0L 1985cc Turbo	B205L	H	3279	23279
V6 2.8L 2792cc Turbo	B284	U	N/S	N/S	L4 2.3L 2290cc Turbo	B235R		3279	23279
<b>9-5</b>					<b>9-3 SE</b>				
L4 2.3L 2290cc Turbo	B235R	G	3279	23279	L4 2.0L 1985cc Turbo	B205R	K	3279	23279
<b>9-7X</b>					<b>9-5</b>				
L6 4.2L 256 CID		S	N/S	N/S	L4 2.3L 2290cc Turbo	B235E	E	3279	23279
V8 5.3L 325 CID		M	N/S	N/S	V6 3.0L 2962cc	B235R	Z	3279	23279
<b>2005</b>					<b>SATURN</b>				
<b>9-2X</b>					<b>2010</b>				
H4 2.0L 1994cc Turbo	EJ205	2	3558	23558	<b>AURA</b>				
H4 2.5L 2458cc	EJ253	6	3558	23558	L4 2.4L 145 CID	LE5	B	N/S	N/S
<b>9-3</b>					V6 3.6L 217 CID				
L4 2.0L 1985cc Turbo	B207L		N/S	N/S	<b>AURA HYBRID</b>				
	B207R		N/S	N/S	L4 2.4L 145 CID Electric/Gas	LAT	5	N/S	N/S
<b>9-5</b>					<b>OUTLOOK</b>				
L4 2.3L 2290cc Turbo	B235E		3279	23279	V6 3.6L 217 CID	LLT	D	N/S	N/S
	B235L		3279	23279	<b>SKY</b>				
	B235R		3279	23279	L4 2.4L 145 CID	LE5	B	N/S	N/S
<b>9-7X</b>					<b>SKY RED LINE</b>				
L6 4.2L 256 CID		S	N/S	N/S	L4 2.0L 122 CID Turbo	LNF	X	N/S	N/S
V8 5.3L 325 CID		M	N/S	N/S	<b>VUE</b>				
<b>2004</b>					<b>2009</b>				
<b>9-3</b>					<b>ASTRA</b>				
L4 2.0L 1985cc Turbo	B207L		N/S	N/S	L4 1.8L 110 CID	2H0	1	N/S	N/S
	B207R		N/S	N/S	<b>AURA</b>				
<b>9-5</b>					L4 2.4L 145 CID				
L4 2.3L 2290cc Turbo	B235E	E	3279	23279	V6 3.5L 213 CID		N	N/S	N/S
	B235L		3279	23279	V6 3.6L 217 CID		7	N/S	N/S
	B235R		3279	23279	<b>VUE HYBRID</b>				
<b>2003</b>					L4 2.4L 145 CID Electric/Gas				
<b>9-3</b>									
L4 2.0L 1985cc Turbo	B207L		3279	23279	<b>2009</b>				
	B207R		3279	23279	<b>ASTRA</b>				
<b>9-5</b>					L4 2.4L 145 CID				
L4 2.3L 2290cc Turbo	B235E		3279	23279	V6 3.6L 217 CID	LLT	B	N/S	N/S
	B235L		3279	23279		7	N/S	N/S	N/S
	B235R		3279	23279					

See pages 13-16 for footnotes.

*Italicized Part Numbers May Not Be Available.*  
 Las piezas con números en *italicas* pueden no estar disponibles.  
 Les numéros de pièce en *italiques* peuvent ne pas être disponibles.

P  
a  
s  
s  
C  
a  
r  
L  
i  
g  
h  
t  
T  
r  
u  
c  
k  
F  
u  
e  
l  
F  
i  
l  
t  
e  
r  
s



Year/Año/Année Model/Modelo/Modèle Engine/Motor/Moteur	Eng. Code Código de motor Code moteur	VIN NIV NIV	GOLD Fuel Combustible Carburant	ProSelect Fuel Combustible Carburant	Year/Año/Année Model/Modelo/Modèle Engine/Motor/Moteur	Eng. Code Código de motor Code moteur	VIN NIV NIV	GOLD Fuel Combustible Carburant	ProSelect Fuel Combustible Carburant
<b>SATURN (Cont'd/Suite)</b>					<b>SATURN (Cont'd/Suite)</b>				
<b>2009 (Cont'd/Suite)</b>					<b>2007 (Cont'd/Suite)</b>				
<b>AURA HYBRID</b>					<b>RELAY</b>				
L4 2.4L 145 CID Electric/Gas		5	N/S	N/S	V6 3.9L 237 CID		1	N/S	N/S
<b>OUTLOOK</b>					<b>SKY</b>				
V6 3.6L 217 CID	LLT	D	N/S	N/S	L4 2.4L 145 CID		B	N/S	N/S
<b>SKY</b>					<b>SKY RED LINE</b>				
L4 2.4L 145 CID		B	N/S	N/S	L4 2.0L 122 CID Turbo		X	N/S	N/S
<b>SKY RED LINE</b>					<b>VUE</b>				
L4 2.0L 122 CID Turbo		X	N/S	N/S	L4 2.2L 134 CID	L61	D	3705	23705
<b>VUE</b>					<b>VUE GREEN LINE</b>				
L4 2.4L 145 CID		P	N/S	N/S	V6 3.5L 213 CID		4	3705	23705
V6 3.5L 213 CID		N	N/S	N/S	<b>VUE RED LINE</b>				
V6 3.6L 217 CID	LLT	7	N/S	N/S	L4 2.4L 145 CID Electric/Gas		Z	N/S	N/S
<b>VUE HYBRID</b>					<b>VUE RED LINE</b>				
L4 2.4L 145 CID Electric/Gas		Z	N/S	N/S	V6 3.5L 213 CID		4	3705	23705
V6 3.6L 217 CID Electric/Gas		B	N/S	N/S	<b>2006</b>				
<b>VUE RED LINE</b>					<b>ION</b>				
V6 3.6L 217 CID		7	N/S	N/S	L4 2.2L 134 CID	L61	F	3980	23980
<b>2008</b>					<b>ION RED LINE</b>				
<b>ASTRA</b>					L4 2.0L 122 CID Super Charged				
L4 1.8L 110 CID	2H0	1	N/S	N/S	<b>RELAY</b>				
<b>AURA</b>					V6 3.5L 213 CID				
L4 2.4L 145 CID		B	N/S	N/S	V6 3.9L 237 CID		1	N/S	N/S
V6 3.5L 213 CID		N	N/S	N/S	<b>VUE</b>				
V6 3.6L 217 CID		7	N/S	N/S	L4 2.2L 134 CID	L61	D	3705	23705
<b>AURA HYBRID</b>					V6 3.5L 213 CID				
L4 2.4L 145 CID Electric/Gas		5	N/S	N/S	<b>VUE RED LINE</b>				
<b>OUTLOOK</b>					V6 3.5L 213 CID				
V6 3.6L 217 CID	LLT	7	N/S	N/S	<b>2005</b>				
<b>SKY</b>					<b>ION</b>				
L4 2.4L 145 CID		B	N/S	N/S	L4 2.2L 134 CID	L61	F	3980	23980
<b>SKY RED LINE</b>					<b>ION RED LINE</b>				
L4 2.0L 122 CID Turbo		X	N/S	N/S	L4 2.0L 122 CID Super Charged		P	3980	23980
<b>VUE</b>					<b>L SERIES</b>				
L4 2.4L 145 CID		P	N/S	N/S	V6 3.0L 181 CID		R	3484	23484
V6 3.5L 213 CID		N	N/S	N/S	<b>RELAY</b>				
V6 3.6L 217 CID	LLT	7	N/S	N/S	V6 3.5L 213 CID		L	N/S	N/S
<b>VUE GREEN LINE</b>					<b>VUE</b>				
L4 2.4L 145 CID Electric/Gas		Z	N/S	N/S	L4 2.2L 134 CID	L61	D	3705	23705
<b>VUE RED LINE</b>					V6 3.5L 213 CID				
V6 3.6L 217 CID	LLT	7	N/S	N/S	<b>VUE RED LINE</b>				
<b>2007</b>					V6 3.5L 213 CID				
<b>AURA</b>					<b>2004</b>				
V6 3.5L 213 CID		N	N/S	N/S	<b>ION</b>				
V6 3.6L 217 CID	LLT	7	N/S	N/S	L4 2.2L 134 CID	L61	F	3980	23980
<b>AURA HYBRID</b>					<b>ION RED LINE</b>				
L4 2.4L 145 CID Electric/Gas		5	N/S	N/S	L4 2.0L 122 CID Super Charged		P	3980	23980
<b>ION</b>					<b>L SERIES</b>				
L4 2.2L 134 CID	L61	F	3980	23980	L4 2.2L 134 CID	L61	F	3484	23484
L4 2.4L 145 CID		B	3980	23980	V6 3.0L 181 CID		R	3484	23484
<b>ION RED LINE</b>					<b>VUE</b>				
L4 2.0L 122 CID Super Charged		P	3980	23980	L4 2.2L 134 CID	L61	D	3705	23705
<b>OUTLOOK</b>					V6 3.5L 213 CID				
V6 3.6L 217 CID	LLT	7	N/S	N/S					

See pages 13-16 for footnotes.



Pass Car Light Truck Fuel Filter Section

SATURN 2004 — SCION 2009

Year/Año/Année Model/Modelo/Modèle Engine/Motor/Moteur	Eng. Code Código de motor Code moteur	VIN NIV NIV	GOLD Fuel Combustible Carburant	ProSelect Fuel Combustible Carburant	Year/Año/Année Model/Modelo/Modèle Engine/Motor/Moteur	Eng. Code Código de motor Code moteur	VIN NIV NIV	GOLD Fuel Combustible Carburant	ProSelect Fuel Combustible Carburant
<b>SATURN (Cont'd/Suite)</b>					<b>SCION (Cont'd/Suite)</b>				
<b>2004 (Cont'd/Suite)</b>					<b>2014</b>				
<b>VUE RED LINE</b>					<b>FR-S</b>				
V6 3.5L 213 CID		4	3705	23705	H4 2.0L 1998cc 122 CID	FA20		N/S	N/S
<b>2003</b>					<b>IO</b>				
<b>ION</b>					L4 1.3L 1339cc				
L4 2.2L 134 CID	L61	F	3980	23980		1NRFE	J	N/S	N/S
<b>L SERIES</b>					<b>TC</b>				
L4 2.2L 134 CID	L61	F	3484	23484	L4 2.5L 2494cc 152 CID				
V6 3.0L 181 CID		R	3484	23484		2ARFE		N/S	N/S
<b>VUE</b>					<b>XB</b>				
L4 2.2L 134 CID	L61	D	3705	23705	L4 2.4L 2362cc				
V6 3.0L 181 CID		B	3705	23705		2AZFE	E	N/S	N/S
<b>2002</b>					<b>XD</b>				
<b>L SERIES</b>					L4 1.8L 1798cc				
L4 2.2L 134 CID	L61	F	3484	23484		2ZRFE	U	N/S	N/S
V6 3.0L 181 CID DOHC		R	3484	23484	<b>2013</b>				
<b>SC SERIES</b>					<b>FR-S</b>				
L4 1.9L 116 CID		7,8	N/A	N/A	H4 2.0L 1998cc 122 CID				
<b>SL SERIES</b>					FA20				
L4 1.9L 116 CID		7,8	N/A	N/A	IO				
<b>VUE</b>					L4 1.3L 1339cc				
L4 2.2L 134 CID	L61	D	3705	23705		1NRFE	J	N/S	N/S
V6 3.0L 181 CID		B	3705	23705	<b>TC</b>				
<b>2001</b>					L4 2.5L 2494cc 152 CID				
<b>L SERIES</b>					<b>XB</b>				
L4 2.2L 134 CID	L61	F	3484	23484	L4 2.4L 2362cc				
V6 3.0L 181 CID		4,E	3484	23484		2AZFE	E	N/S	N/S
<b>SC SERIES</b>					<b>XD</b>				
L4 1.9L 116 CID		7,8	N/A	N/A	L4 1.8L 1798cc				
<b>SL SERIES</b>					<b>2012</b>				
L4 1.9L 116 CID		7,8	N/A	N/A	<b>IO</b>				
<b>SW SERIES</b>					L4 1.3L 1339cc				
L4 1.9L 116 CID		7,8	N/A	N/A		1NRFE	J	N/S	N/S
<b>SCION</b>					<b>TC</b>				
<b>2016</b>					L4 2.5L 2494cc 152 CID				
<b>FR-S</b>					<b>XB</b>				
H4 2.0L 1998cc 122 CID	FA20		N/S	N/S	L4 2.4L 2362cc				
<b>IA</b>					<b>XD</b>				
L4 1.5L			N/S	N/S	L4 1.8L 1798cc				
<b>IM</b>					<b>2011</b>				
L4 1.8L			N/S	N/S	<b>TC</b>				
<b>TC</b>					L4 2.5L 2494cc 152 CID				
L4 2.5L 2494cc 152 CID	2ARFE		N/S	N/S	L4 2.4L 2362cc				
<b>2015</b>					<b>XB</b>				
<b>FR-S</b>					<b>XD</b>				
H4 2.0L 1998cc 122 CID	FA20		N/S	N/S	L4 2.4L 2362cc				
<b>IO</b>					<b>2010</b>				
L4 1.3L 1339cc	1NRFE	J	N/S	N/S	<b>TC</b>				
<b>TC</b>					L4 2.4L 2362cc				
L4 2.5L 2494cc 152 CID	2ARFE		N/S	N/S		2AZFE		N/S	N/S
<b>XB</b>					<b>XB</b>				
L4 2.4L 2362cc	2AZFE	E	N/S	N/S	L4 2.4L 2362cc				
<b>2009</b>					<b>XD</b>				
<b>FR-S</b>					L4 1.8L 1798cc				
H4 2.0L 1998cc 122 CID	FA20		N/S	N/S		2ZRFE	U	N/S	N/S
<b>IO</b>					<b>2009</b>				
L4 1.3L 1339cc	1NRFE	J	N/S	N/S	<b>TC</b>				
<b>TC</b>					L4 2.4L 2362cc				
L4 2.5L 2494cc 152 CID	2ARFE		N/S	N/S		2AZFE	E	N/S	N/S
<b>XB</b>					<b>XB</b>				
L4 2.4L 2362cc	2AZFE	E	N/S	N/S	L4 2.4L 2362cc				
<b>2015</b>					<b>XD</b>				
<b>FR-S</b>					L4 1.8L 1798cc				
H4 2.0L 1998cc 122 CID	FA20		N/S	N/S		2ZRFE	U	N/S	N/S
<b>IO</b>					<b>2009</b>				
L4 1.3L 1339cc	1NRFE	J	N/S	N/S	<b>TC</b>				
<b>TC</b>					L4 2.4L 2362cc				
L4 2.5L 2494cc 152 CID	2ARFE		N/S	N/S		2AZFE	E	N/S	N/S
<b>XB</b>					<b>XB</b>				
L4 2.4L 2362cc	2AZFE	E	N/S	N/S	L4 2.4L 2362cc				
<b>2015</b>					<b>XD</b>				
<b>FR-S</b>					L4 1.8L 1798cc				
H4 2.0L 1998cc 122 CID	FA20		N/S	N/S		2ZRFE	U	N/S	N/S
<b>IO</b>					<b>2009</b>				
L4 1.3L 1339cc	1NRFE	J	N/S	N/S	<b>TC</b>				
<b>TC</b>					L4 2.4L 2362cc				
L4 2.5L 2494cc 152 CID	2ARFE		N/S	N/S		2AZFE	E	N/S	N/S
<b>XB</b>					<b>XB</b>				
L4 2.4L 2362cc	2AZFE	E	N/S	N/S	L4 2.4L 2362cc				
<b>2015</b>					<b>XD</b>				
<b>FR-S</b>					L4 1.8L 1798cc				
H4 2.0L 1998cc 122 CID	FA20		N/S	N/S		2ZRFE	U	N/S	N/S
<b>IO</b>					<b>2009</b>				
L4 1.3L 1339cc	1NRFE	J	N/S	N/S	<b>TC</b>				
<b>TC</b>					L4 2.4L 2362cc				
L4 2.5L 2494cc 152 CID	2ARFE		N/S	N/S		2AZFE	E	N/S	N/S
<b>XB</b>					<b>XB</b>				
L4 2.4L 2362cc	2AZFE	E	N/S	N/S	L4 2.4L 2362cc				
<b>2015</b>					<b>XD</b>				
<b>FR-S</b>					L4 1.8L 1798cc				
H4 2.0L 1998cc 122 CID	FA20		N/S	N/S		2ZRFE	U	N/S	N/S

See pages 13-16 for footnotes.

*Italicized Part Numbers May Not Be Available.*  
 Las piezas con números en *italicas* pueden no estar disponibles.  
 Les numéros de pièce en *italiques* peuvent ne pas être disponibles.

P  
a  
s  
s  
C  
a  
r  
L  
i  
g  
h  
t  
T  
r  
u  
c  
k  
F  
u  
e  
l  
F  
i  
l  
t  
e  
r  
s



Year/Año/Année Model/Modelo/Modèle Engine/Motor/Moteur	Eng. Code Código de motor Code moteur	VIN NIV NIV	GOLD Fuel Combustible Carburant	ProSelect Fuel Combustible Carburant	Year/Año/Année Model/Modelo/Modèle Engine/Motor/Moteur	Eng. Code Código de motor Code moteur	VIN NIV NIV	GOLD Fuel Combustible Carburant	ProSelect Fuel Combustible Carburant
<b>SCION (Cont'd/Suite)</b>					<b>SEAT (Cont'd/Suite)</b>				
<b>2008</b>					<b>2016 (Cont'd/Suite)</b>				
<b>TC</b>					<b>LEON (Cont'd/Suite)</b>				
L4 2.4L 2362cc	2AZFE	E	N/S	N/S	L4 1.8L 1798cc Turbo (Mex.)			3814	N/A
<b>XB</b>					L4 2.0L 1984cc TFSI Turbo (Mex.)	CCZB		3814	N/A
L4 2.4L 2362cc	2AZFE	E	N/S	N/S	<b>LEON CUPRA</b>				
<b>XD</b>					L4 2.0L 1984cc Turbo (Mex.)			3814	N/A
L4 1.8L 1798cc	2ZRFE	U	N/S	N/S	<b>TOLEDO</b>				
<b>2007</b>					L4 1.4L 1395CC 85CID (Mex.)			N/S	N/S
<b>TC</b>					L4 1.6L 1598cc (Mex.)			3833	23833
L4 2.4L 2362cc	2AZFE	E	N/S	N/S	<b>2015</b>				
<b>2006</b>					<b>ALTEA XL</b>				
<b>TC</b>					L4 1.8L 1798cc Turbo (Mex.)			3814	N/A
L4 2.4L 2362cc	2AZFE	E	N/S	N/S	<b>IBIZA</b>				
<b>XA</b>					L4 1.2L 1197cc TSI (Mex.)			3814	N/A
L4 1.5L 1497cc	1NZFE	T	N/S	N/S	L4 1.4L 1390cc (Mex.)			3833	23833
<b>XB</b>					L4 1.4L 1390cc TSI Turbo (Mex.)			3814	N/A
L4 1.5L 1497cc	1NZFE	T	N/S	N/S	L4 1.6L 1598cc Turbo Diesel (Mex.)		N/A <sup>61</sup>		N/A <sup>61</sup>
<b>2005</b>					L4 2.0L 1984cc (Mex.)			3833	23833
<b>TC</b>					<b>LEON</b>				
L4 2.4L 2362cc	2AZFE	E	N/S	N/S	L4 1.4L TSI 1390cc Turbo (Mex.)			3833	23833
<b>XA</b>					L4 1.8L 1798cc Turbo (Mex.)			3814	N/A
L4 1.5L 1497cc	1NZFE	T	N/S	N/S	L4 2.0L 1984cc Turbo (Mex.)			3814	N/A
<b>XB</b>					<b>TOLEDO</b>				
L4 1.5L 1497cc	1NZFE	T	N/S	N/S	L4 1.2L 1197cc TSI (Mex.)			3814	N/A
<b>2004</b>					L4 1.4L 1390cc TSI Turbo (Mex.)			3814	N/A
<b>XA</b>					L4 1.6L 1598cc (Mex.)			3833	23833
L4 1.5L 1497cc	1NZFE	T	N/S	N/S	<b>2014</b>				
<b>XB</b>					<b>ALTEA</b>				
L4 1.5L 1497cc	1NZFE	T	N/S	N/S	L4 1.4L 1390cc (Mex.)			3833	23833
<b>SEAT</b>					L4 1.4L 1390cc TSI Turbo (Mex.)	CAXC		3814	N/A
<b>2018</b>					<b>ALTEA XL</b>				
<b>ATECA</b>					L4 1.8L 1798cc Turbo (Mex.)			3814	N/A
L4 1.4L 1395CC 85CID (Mex.)			N/S	N/S	<b>BOCANEGRA</b>				
<b>2017</b>					L4 1.4L 1390cc TSI Turbo (Mex.)			3814	N/A
<b>IBIZA</b>					<b>IBIZA</b>				
L4 1.2L 1197CC 73CID (Mex.)			N/S	N/S	L4 1.2L 1197cc TSI (Mex.)			3814	N/A
L4 1.4L 1390cc (Mex.)			N/S	N/S	L4 1.4L 1390cc (Mex.)			3833	23833
L4 1.6L (Mex.)			N/S	N/S	L4 1.4L 1390cc TSI Turbo (Mex.)			3814	N/A
<b>LEON</b>					L4 1.6L 1598cc Turbo Diesel (Mex.)		N/A <sup>61</sup>		N/A <sup>61</sup>
L4 1.4L 1390cc (Mex.)			N/S	N/S	L4 2.0L 1984cc (Mex.)			3833	23833
L4 1.4L 1395CC 85CID (Mex.)			N/S	N/S	<b>LEON</b>				
L4 1.8L 1798CC 110CID (Mex.)			N/S	N/S	L4 1.4L TSI 1390cc Turbo (Mex.)			3833	23833
L4 2.0L (Mex.)			N/S	N/S	L4 1.8L 1798cc Turbo (Mex.)			3814	N/A
<b>TOLEDO</b>					L4 2.0L 1984cc Turbo (Mex.)			3814	N/A
L4 1.4L 1395CC 85CID (Mex.)			N/S	N/S	<b>TOLEDO</b>				
L4 1.6L 1598cc (Mex.)			N/S	N/S	L4 1.2L 1197cc TSI (Mex.)			3814	N/A
<b>2016</b>					L4 1.4L 1390cc TSI Turbo (Mex.)			3814	N/A
<b>IBIZA</b>					L4 1.6L 1598cc (Mex.)			3833	23833
L4 1.2L 1197CC 73CID (Mex.)			N/S	N/S	<b>2013</b>				
L4 1.6L 1598cc (Mex.)		3833		23833	<b>ALTEA</b>				
<b>LEON</b>					L4 1.4L 1390cc (Mex.)			3833	23833
L4 1.4L 1395cc TSI Turbo (Mex.)			N/S	N/S	L4 1.4L 1390cc TSI Turbo (Mex.)	CAXC		3814	N/A
<b>2016</b>					<b>ALTEA XL</b>				
<b>IBIZA</b>					L4 1.8L 1798cc Turbo (Mex.)			3814	N/A
L4 1.2L 1197CC 73CID (Mex.)			N/S	N/S	<b>ALTEA XL</b>				
L4 1.6L 1598cc (Mex.)			N/S	N/S	L4 1.8L 1798cc Turbo (Mex.)			3814	N/A
<b>LEON</b>					<b>ALTEA XL</b>				
L4 1.4L 1395cc TSI Turbo (Mex.)			N/S	N/S	L4 1.8L 1798cc Turbo (Mex.)			3814	N/A

See pages 13-16 for footnotes.



Pass Car Light Truck Fuel Filter Section

SEAT 2013-2008

Year/Año/Année Model/Modelo/Modèle Engine/Motor/Moteur	Eng. Code Código de motor Code moteur	VIN NIV NIV	GOLD Fuel Combustible Carburant	ProSelect Fuel Combustible Carburant	Year/Año/Année Model/Modelo/Modèle Engine/Motor/Moteur	Eng. Code Código de motor Code moteur	VIN NIV NIV	GOLD Fuel Combustible Carburant	ProSelect Fuel Combustible Carburant
<b>SEAT (Cont'd/Suite)</b>					<b>SEAT (Cont'd/Suite)</b>				
<b>2013 (Cont'd/Suite)</b>					<b>2011 (Cont'd/Suite)</b>				
<b>BOCANEGRA</b>					<b>IBIZA DSG</b>				
L4 1.4L 1390cc TSI Turbo (Mex.)			3814	N/A	L4 1.6L 1598cc (Mex.)			3833 <sup>154</sup>	23833 <sup>154</sup>
<b>IBIZA</b>					<b>LEON</b>				
L4 1.2L 1197cc TSI (Mex.)			3814	N/A	L4 1.4L TSI 1390cc Turbo (Mex.)			3833	23833
L4 1.4L 1390cc (Mex.)			3833	23833	L4 1.8L 1798cc Turbo (Mex.)			3814	N/A
L4 1.4L 1390cc TSI Turbo (Mex.)			3814	N/A	L4 2.0L 1984cc Turbo (Mex.)			3814	N/A
L4 1.6L 1598cc Turbo Diesel (Mex.)			N/A	N/A	<b>LEON CUPRA</b>				
L4 2.0L 1984cc (Mex.)			3833	23833	L4 2.0L 1984cc (Mex.)			3814	N/A
<b>LEON</b>					<b>LEON FR</b>				
L4 1.4L TSI 1390cc Turbo (Mex.)			3833	23833	L4 2.0L 1984cc (Mex.)			3814	N/A
L4 1.8L 1798cc Turbo (Mex.)			3814	N/A	<b>2010</b>				
L4 2.0L 1984cc Turbo (Mex.)			3814	N/A	<b>ALTEA</b>				
<b>TOLEDO</b>					L4 1.4L 1390cc (Mex.)			3833	23833
L4 1.2L 1197cc TSI (Mex.)			3814	N/A	L4 1.4L 1390cc TSI Turbo (Mex.)	CAXC		3814	N/A
L4 1.4L 1390cc TSI Turbo (Mex.)			3814	N/A	<b>FRETRACK</b>				
L4 1.6L 1598cc (Mex.)			3833	23833	L4 2.0L 1984cc (Mex.)			3814	N/A
<b>2012</b>					<b>IBIZA</b>				
<b>ALTEA</b>					L4 1.6L 1598cc (Mex.)			3833	23833
L4 1.4L 1390cc (Mex.)			3833	23833	L4 2.0L 1984cc (Mex.)			3833	23833
L4 1.4L 1390cc TSI Turbo (Mex.)	CAXC		3814	N/A	<b>LEON</b>				
<b>ALTEA XL</b>					L4 1.4L TSI 1390cc Turbo (Mex.)			3833	23833
L4 1.8L 1798cc Turbo (Mex.)			3814	N/A	L4 1.8L 1798cc Turbo (Mex.)			3814	N/A
<b>BOCANEGRA</b>					L4 2.0L 1984cc Turbo (Mex.)			3814	N/A
L4 1.4L 1390cc (Mex.)			3814	N/A	<b>TOLEDO</b>				
<b>IBIZA</b>					L4 1.6L 1600cc (Mex.)	FI		3521	23521
L4 1.4L 1390cc (Mex.)			3833	23833	<b>2009</b>				
L4 1.4L 1390cc TSI Turbo (Mex.)			3814	N/A	<b>ALTEA</b>				
L4 1.6L 1598cc (Mex.)			3833	23833	L4 1.4L 1390cc (Mex.)			3833	23833
L4 1.6L 1598cc Turbo Diesel (Mex.)			N/A	N/A	L4 1.4L 1390cc TSI Turbo (Mex.)	CAXC		3814	N/A
L4 2.0L 1984cc (Mex.)			3833	23833	L4 1.9L 1896cc TDI Diesel (Mex.)	BJB		3037	23037
<b>LEON</b>					L4 2.0L 1984cc (Mex.)			N/A	N/A
L4 1.4L TSI 1390cc Turbo (Mex.)			3833	23833	<b>CORDOBA</b>				
L4 1.8L 1798cc Turbo (Mex.)			3814	N/A	L4 2.0L (Mex.)	FI		3833 <sup>154</sup>	23833 <sup>154</sup>
L4 2.0L 1984cc Turbo (Mex.)			3814	N/A	<b>FRETRACK</b>				
<b>2011</b>					L4 2.0L 1984cc (Mex.)			3814	N/A
<b>ALTEA</b>					<b>IBIZA</b>				
L4 1.4L 1390cc (Mex.)			3833	23833	L4 1.4L 1400cc (Mex.)	BBZ		3199	N/A
L4 1.4L 1390cc TSI Turbo (Mex.)	CAXC		3814	N/A	L4 1.4L 1422cc TDI Turbo Diesel (Mex.)	AMF		308269	N/A
<b>ALTEA / ALTEA XL</b>					L4 1.6L 1598cc (Mex.)			3833	23833
L4 1.8L 1768cc (Mex.)			3814	N/A	L4 1.8L 1781cc (Mex.)			3199	N/A
<b>ALTEA XL</b>					L4 1.9L 1896cc Diesel (Mex.)	ASY		308269	N/A
L4 1.8L 1798cc Turbo (Mex.)			3814	N/A	L4 2.0L 1984cc (Mex.)			3833	23833
<b>BOCANEGRA</b>					<b>IBIZA DSG</b>				
L4 1.4L 1390cc TSI Turbo (Mex.)			3814	N/A	L4 1.6L 1598cc (Mex.)			3833	23833
<b>EXEO</b>					<b>LEON</b>				
L4 2.0L 1984cc (Mex.)			3831	N/A	L4 1.4L TSI 1390cc Turbo (Mex.)			3833	23833
<b>FRETRACK</b>					L4 1.8L 1798cc Turbo (Mex.)			3814	N/A
L4 2.0L 1984cc (Mex.)			3814	N/A	L4 2.0L 1984cc Turbo (Mex.)			3814	N/A
<b>IBIZA</b>					<b>2008</b>				
L4 1.4L 1390cc (Mex.)			3833	23833	<b>ALHAMBRA</b>				
L4 1.4L 1390cc TSI Turbo (Mex.)			3814	N/A	L4 1.8L 1781cc (Mex.)			3179	23179
L4 1.6L 1598cc (Mex.)			3833	23833	L4 1.8L Turbo (Mex.)			3521	23521
L4 2.0L 1984cc (Mex.)			3833	23833	L4 2.0L 1984cc (Mex.)			3179	23179
					V6 2.8L 2792cc (Mex.)			3179	23179

See pages 13-16 for footnotes.

*Italicized Part Numbers May Not Be Available.*  
Las piezas con números en *italicas* pueden no estar disponibles.  
Les numéros de pièce en *italiques* peuvent ne pas être disponibles.

P  
a  
s  
s  
C  
a  
r  
L  
i  
g  
h  
t  
T  
r  
u  
c  
k  
F  
u  
e  
l  
F  
i  
l  
t  
e  
r  
s



SEAT 2008-2005

Pass Car Light Truck Fuel Filter Section

Year/Año/Année Model/Modelo/Modèle Engine/Motor/Moteur	Eng. Code Código de motor Code moteur	VIN NIV NIV	GOLD Fuel Combustible Carburant	ProSelect Fuel Combustible Carburant	Year/Año/Année Model/Modelo/Modèle Engine/Motor/Moteur	Eng. Code Código de motor Code moteur	VIN NIV NIV	GOLD Fuel Combustible Carburant	ProSelect Fuel Combustible Carburant
<b>SEAT (Cont'd/Suite)</b>					<b>SEAT (Cont'd/Suite)</b>				
<b>2008 (Cont'd/Suite)</b>					<b>2007 (Cont'd/Suite)</b>				
<b>ALTEA</b>					<b>LEON</b>				
L4 1.4L 1390cc (Mex.)			3833	23833	L4 1.6L (Mex.)			N/S	N/S
L4 1.4L 1390cc TSI Turbo (Mex.)	CAXC		3814	N/A	L4 1.8L 1781cc Turbo (Mex.)			3521	23521
L4 1.6L 1595cc (Mex.)	BSF		3833	23833	L4 2.0L Turbo (Mex.)			3814	N/A
	CCSA		3833	23833	<b>TOLEDO</b>				
L4 1.9L 1896cc TDI Diesel (Mex.)	BJB		3037	23037	L4 2.0L Turbo (Mex.)			3814	N/A
L4 2.0L (Mex.)			3814	N/A	<b>2006</b>				
L4 2.0L 1984cc (Mex.)			N/A	N/A	<b>ALHAMBRA</b>				
<b>ALTEA XL</b>					L4 1.8L 1781cc (Mex.)				
L4 2.0L 1984cc (Mex.)			3814	N/A	L4 1.8L Turbo (Mex.)				
<b>CORDOBA</b>					L4 1.9L 1896cc Diesel (Mex.)				
L4 2.0L (Mex.)	FI		3833 <sup>154</sup>	23833 <sup>154</sup>	L4 2.0L 1984cc (Mex.)				
<b>IBIZA</b>					L4 1.8L 1781cc (Mex.)				
L4 1.4L 1400cc (Mex.)	BBZ		3199	N/A	L4 1.8L Turbo (Mex.)				
L4 1.4L 1422cc TDI Turbo Diesel (Mex.)	AMF		308269	N/A	L4 1.9L 1896cc Diesel (Mex.)				
L4 1.6L 1598cc (Mex.)			3833	23833	L4 2.0L 1984cc (Mex.)				
L4 1.8L 1781cc (Mex.)	BKV		3199	N/A	L4 1.6L 1595cc (Mex.)				
L4 1.9L 1896cc Diesel (Mex.)	ASY		308269	N/A	L4 1.9L 1896cc TDI Diesel (Mex.)				
L4 2.0L 1984cc (Mex.)	AZL		3199	N/A	L4 2.0L (Mex.)				
<b>IBIZA CUPRA</b>					L4 2.0L 1984cc (Mex.)				
L4 2.0L Turbo (Mex.)			3833	23833	L4 1.6L 1598cc				
<b>IBIZA DSG</b>					L4 2.0L (Mex.)				
L4 1.6L 1598cc (Mex.)			3833	23833	L4 2.0L (Mex.)				
<b>LEON</b>					<b>CORDOBA</b>				
L4 1.4L TSI 1390cc Turbo (Mex.)			3833	23833	L4 1.6L 1598cc				
L4 1.8L 1781cc Turbo (Mex.)			3521	23521	L4 2.0L (Mex.)				
L4 1.8L 1798cc Turbo (Mex.)			3814	N/A	L4 1.6L 1598cc (Mex.)				
L4 2.0L Turbo (Mex.)			3814	N/A	L4 1.8L 1781cc (Mex.)				
<b>TOLEDO</b>					L4 1.8L 1798cc (Mex.)				
L4 2.0L Turbo (Mex.)			3814	N/A	L4 1.9L 1896cc Diesel (Mex.)				
<b>2007</b>					L4 2.0L 1984cc (Mex.)				
<b>ALHAMBRA</b>					<b>IBIZA</b>				
L4 1.8L 1781cc (Mex.)			3179	23179	L4 1.4L 1400cc (Mex.)				
L4 1.8L Turbo (Mex.)			3521	23521	L4 1.4L 1422cc TDI Turbo Diesel (Mex.)				
L4 1.9L 1896cc Diesel (Mex.)			N/A <sup>61</sup>	N/A <sup>61</sup>	L4 1.6L 1598cc (Mex.)				
L4 2.0L 1984cc (Mex.)			3179	23179	L4 1.8L 1781cc (Mex.)				
V6 2.8L 2792cc (Mex.)			3179	23179	L4 1.9L 1896cc Diesel (Mex.)				
<b>ALTEA</b>					L4 2.0L 1984cc (Mex.)				
L4 1.4L 1390cc (Mex.)			3833	23833	L4 1.4L 1400cc (Mex.)				
L4 1.4L 1390cc TSI Turbo (Mex.)	CAXC		3814	N/A	L4 1.4L 1422cc TDI Turbo Diesel (Mex.)				
L4 1.6L 1595cc (Mex.)	BSF		3833	23833	L4 1.6L 1598cc (Mex.)				
L4 1.9L 1896cc TDI Diesel (Mex.)	BJB		3037	23037	L4 1.8L 1781cc (Mex.)				
L4 2.0L (Mex.)			3814	N/A	L4 1.9L 1896cc Diesel (Mex.)				
L4 2.0L 1984cc (Mex.)			N/A	N/A	L4 2.0L 1984cc (Mex.)				
<b>CORDOBA</b>					<b>LEON</b>				
L4 2.0L (Mex.)	FI		3833 <sup>154</sup>	23833 <sup>154</sup>	L4 1.8L 1781cc (Mex.)				
<b>IBIZA</b>					L4 1.8L Turbo (Mex.)				
L4 1.4L 1400cc (Mex.)	BBZ		3199	N/A	L4 2.0L Turbo (Mex.)				
L4 1.4L 1422cc TDI Turbo Diesel (Mex.)	AMF		308269	N/A	L4 2.0L Turbo (Mex.)				
L4 1.6L 1598cc (Mex.)			3833	23833	L4 2.0L Turbo (Mex.)				
L4 1.8L 1781cc (Mex.)	BBU		3199	N/A	L4 2.0L Turbo (Mex.)				
L4 1.9L 1896cc Diesel (Mex.)	ASY		308269	N/A	L4 2.0L Turbo (Mex.)				
L4 2.0L 1984cc (Mex.)	BBX		3199	N/A	L4 2.0L Turbo (Mex.)				
<b>IBIZA CUPRA</b>					<b>TOLEDO</b>				
L4 2.0L Turbo (Mex.)			3833	23833	L4 2.0L Turbo (Mex.)				
<b>2005</b>					L4 2.0L Turbo (Mex.)				
<b>ALHAMBRA</b>					<b>LEON</b>				
L4 1.8L 1781cc (Mex.)			3179	23179	L4 1.8L 1781cc (Mex.)				
L4 1.8L Turbo (Mex.)			3521	23521	L4 1.8L 1781cc Turbo (Mex.)				
L4 1.9L 1896cc Diesel (Mex.)			N/A <sup>61</sup>	N/A <sup>61</sup>	L4 2.0L Turbo (Mex.)				
L4 2.0L 1984cc (Mex.)			3179	23179	L4 2.0L Turbo (Mex.)				
V6 2.8L 2792cc (Mex.)			3179	23179	L4 2.0L Turbo (Mex.)				
<b>ALTEA</b>					<b>TOLEDO</b>				
L4 1.6L 1595cc (Mex.)	BSE		3833	23833	L4 2.0L Turbo (Mex.)				
L4 1.8L 1781cc (Mex.)	BSF		3833	23833	L4 2.0L Turbo (Mex.)				
L4 1.8L Turbo (Mex.)	BJB		3037	23037	L4 2.0L Turbo (Mex.)				
L4 1.9L 1896cc Diesel (Mex.)			3814	N/A	L4 2.0L Turbo (Mex.)				
L4 2.0L 1984cc (Mex.)	BVY		3833	23833	L4 2.0L Turbo (Mex.)				
V6 2.8L 2792cc (Mex.)	BVZ		3833	23833	L4 2.0L Turbo (Mex.)				
<b>CORDOBA</b>					<b>IBIZA</b>				
L4 1.6L 1600cc (Mex.)	FI		N/A	N/A	L4 1.2L 1198cc (Mex.)				
L4 2.0L (Mex.)	FI		3833 <sup>154</sup>	23833 <sup>154</sup>	L4 1.2L 1198cc (Mex.)				

See pages 13-16 for footnotes.

Italicized Part Numbers May Not Be Available.  
Las piezas con números en *italicas* pueden no estar disponibles.  
Les numéros de pièce en *italiques* peuvent ne pas être disponibles.





Pass Car Light Truck Fuel Filter Section

SEAT 2005-2001

Year/Año/Année Model/Modelo/Modèle Engine/Motor/Moteur	Eng. Code Código de motor Code moteur	VIN NIV NIV	GOLD Fuel Combustible Carburant	ProSelect Fuel Combustible Carburant	Year/Año/Année Model/Modelo/Modèle Engine/Motor/Moteur	Eng. Code Código de motor Code moteur	VIN NIV NIV	GOLD Fuel Combustible Carburant	ProSelect Fuel Combustible Carburant
<b>SEAT (Cont'd/Suite)</b>					<b>SEAT (Cont'd/Suite)</b>				
<b>2005 (Cont'd/Suite)</b>					<b>2003 (Cont'd/Suite)</b>				
<b>IBIZA (Cont'd/Suite)</b>					<b>CORDOBA</b>				
L4 1.4L 1400cc (Mex.)	BBY		3199	N/A	L4 1.6L 1600cc (Mex.)	FI		N/A	N/A
L4 1.4L 1422cc TDI Turbo Diesel (Mex.)	AMF		308269	N/A	L4 2.0L 2000cc (Mex.)	FI		3833 <sup>154</sup>	23833 <sup>154</sup>
L4 1.6L 1598cc (Mex.)			3833	23833	<b>IBIZA</b>				
L4 1.8L 1781cc (Mex.)	BKV		3199	N/A	L4 1.2L 1198cc (Mex.)	AZQ		3078	N/A
L4 1.9L 1896cc Diesel (Mex.)	ASY		308269	N/A	L4 1.4L 1400cc (Mex.)	BBY		3199	N/A
L4 2.0L 1984cc (Mex.)	AZL		3199	N/A	L4 1.4L 1422cc TDI Turbo Diesel (Mex.)	AMF		308269	N/A
<b>LEON</b>					L4 1.6L 1595cc (Mex.)	ALM		3310	23310
L4 1.8L 1781cc (Mex.)			3521	23521	L4 1.6L 1598cc (Mex.)			3833	23833
L4 1.8L Turbo (Mex.)			3521	23521	L4 1.8L 1781cc (Mex.)	BJX		3199	N/A
<b>LEON CUPRA</b>					L4 1.9L 1896cc Diesel (Mex.)	ASY		308269	N/A
L4 1.8L Turbo (Mex.)			3521	23521	L4 2.0L 1984cc (Mex.)	AZL		3199	N/A
<b>TOLEDO</b>					<b>IBIZA III</b>				
L4 1.8L Turbo (Mex.)			3521	23521	L4 1.6L (Mex.)			3199	N/A
<b>2004</b>					<b>LEON</b>				
<b>ALHAMBRA</b>					L4 1.8L 1781cc (Mex.)			3521	23521
L4 1.8L 1781cc (Mex.)			3179	23179	L4 1.8L Turbo (Mex.)			3521	23521
L4 1.8L Turbo (Mex.)			3521	23521	<b>LEON CUPRA</b>				
L4 1.9L 1896cc Diesel (Mex.)			N/A <sup>61</sup>	N/A <sup>61</sup>	L4 1.8L Turbo (Mex.)			3521	23521
L4 2.0L 1984cc (Mex.)			3179	23179	<b>TOLEDO</b>				
V6 2.8L 2792cc (Mex.)			3179	23179	L4 1.8L Turbo (Mex.)			3521	23521
<b>ALTEA</b>					<b>2002</b>				
L4 1.6L 1595cc (Mex.)	BSF		3833	23833	<b>ALHAMBRA</b>				
L4 1.9L 1896cc TDI Diesel (Mex.)	BJB		3037	23037	L4 1.8L 1781cc (Mex.)			3179	23179
L4 2.0L (Mex.)			3814	N/A	L4 1.8L Turbo (Mex.)			3521	23521
L4 2.0L 1984cc (Mex.)	BLR		3833	23833	L4 2.0L 1984cc (Mex.)			3179	23179
	BLY		3833	23833	V6 2.8L 2792cc (Mex.)			3179	23179
<b>CORDOBA</b>					<b>AROSA</b>				
L4 1.6L 1600cc (Mex.)	FI		N/A	N/A	L4 1.0L 999cc (AER, ALL, ALD) (Mex.)			3078	N/A
L4 2.0L 2000cc (Mex.)	FI		3833 <sup>154</sup>	23833 <sup>154</sup>	<b>CORDOBA II</b>				
<b>IBIZA</b>					L4 1.6L (Mex.)			3199	N/A
L4 1.2L 1198cc (Mex.)	AZQ		3078	N/A	<b>IBIZA</b>				
L4 1.4L 1400cc (Mex.)	BBY		3199	N/A	L4 1.2L 1198cc (Mex.)	AZQ		3078	N/A
L4 1.4L 1422cc TDI Turbo Diesel (Mex.)	AMF		308269	N/A	L4 1.4L 1400cc (Mex.)	BBY		3199	N/A
L4 1.6L 1598cc (Mex.)			3833	23833	L4 1.4L 1422cc TDI Turbo Diesel (Mex.)	AMF		308269	N/A
L4 1.8L 1781cc (Mex.)	BLZ		3199	N/A	L4 1.6L 1595cc (Mex.)	ALM		3310	23310
L4 1.9L 1896cc Diesel (Mex.)	ASY		308269	N/A	L4 1.6L 1598cc (Mex.)			3833 <sup>154</sup>	23833 <sup>154</sup>
L4 2.0L 1984cc (Mex.)	AZL		3199	N/A	L4 1.8L 1781cc (Mex.)	AEH		3199	N/A
<b>LEON</b>					L4 1.9L 1896cc Diesel (Mex.)	AGR		308269	N/A
L4 1.8L 1781cc (Mex.)			3521	23521	<b>IBIZA III</b>				
L4 1.8L Turbo (Mex.)			3521	23521	L4 1.6L (Mex.)			3199	N/A
<b>LEON CUPRA</b>					<b>LEON</b>				
L4 1.8L Turbo (Mex.)			3521	23521	L4 1.8L 1781cc (Mex.)			3521	23521
<b>TOLEDO</b>					L4 1.8L Turbo (Mex.)			3521	23521
L4 1.8L Turbo (Mex.)			3521	23521	<b>LEON CUPRA</b>				
<b>2003</b>					L4 1.8L Turbo (Mex.)			3521	23521
<b>ALHAMBRA</b>					<b>TOLEDO</b>				
L4 1.8L 1781cc (Mex.)			3179	23179	L4 1.8L Turbo (Mex.)			3521	23521
L4 1.8L Turbo (Mex.)			3521	23521	<b>2001</b>				
L4 1.9L 1896cc Diesel (Mex.)			N/A <sup>61</sup>	N/A <sup>61</sup>	<b>ALHAMBRA</b>				
L4 2.0L 1984cc (Mex.)			3179	23179	L4 1.8L 1781cc (Mex.)			3179	23179
V6 2.8L 2792cc (Mex.)			3179	23179	L4 2.0L 1984cc (Mex.)			3179	23179
<b>AROSA</b>					<b>AROSA</b>				
L4 1.0L 999cc (AER, ALL, ALD) (Mex.)			3078	N/A	L4 1.0L 999cc (AER, ALL, ALD) (Mex.)			3078	N/A

See pages 13-16 for footnotes.

*Italicized Part Numbers May Not Be Available.*  
 Las piezas con números en *italicas* pueden no estar disponibles.  
 Les numéros de pièce en *italiques* peuvent ne pas être disponibles.

P  
a  
s  
s  
C  
a  
r  
L  
i  
g  
h  
t  
T  
r  
u  
c  
k  
F  
u  
e  
l  
F  
i  
l  
t  
e  
r  
s



Year/Año/Année Model/Modelo/Modèle Engine/Motor/Moteur	Eng. Code Código de motor Code moteur	VIN NIV NIV	GOLD Fuel Combustible Carburant	ProSelect Fuel Combustible Carburant	Year/Año/Année Model/Modelo/Modèle Engine/Motor/Moteur	Eng. Code Código de motor Code moteur	VIN NIV NIV	GOLD Fuel Combustible Carburant	ProSelect Fuel Combustible Carburant
<b>SEAT (Cont'd/Suite)</b>					<b>SMART (Cont'd/Suite)</b>				
<b>2001 (Cont'd/Suite)</b>					<b>2013</b>				
<b>CORDOBA</b>					<b>FORTWO</b>				
L4 1.6L 1600cc (Mex.)	FI		N/A	N/A	Electric Drive Electric			N/R	N/R
<b>CORDOBA II</b>					L3 1.0L 1000cc 61 CID				
L4 1.6L (Mex.)			3199	N/A	<b>2012</b>				
<b>IBIZA</b>					<b>FORTWO</b>				
L4 1.6L 1595cc (Mex.)	ALM		3310	23310	Electric Drive Electric			N/R	N/R
L4 1.6L 1598cc (Mex.)			3833 <sup>154</sup>	23833 <sup>154</sup>	L3 1.0L 1000cc 61 CID				
L4 1.8L 1781cc (Mex.)	AEH		3199	N/A	<b>2011</b>				
<b>LEON</b>					<b>FORTWO</b>				
L4 1.8L 1781cc (Mex.)			3521	23521	Electric Electric			N/R	N/R
L4 1.8L Turbo (Mex.)			3521	23521	L3 0.8L 799cc Turbo Diesel (Mex.)				
<b>LEON CUPRA</b>					L3 1.0L 1000cc 61 CID				
L4 1.8L Turbo (Mex.)			3521	23521	<b>2010</b>				
<b>TOLEDO</b>					<b>FORTWO</b>				
L4 1.8L Turbo (Mex.)			3521	23521	L3 1.0L 1000cc 61 CID				
<b>SMART</b>					<b>2009</b>				
<b>2018</b>					<b>FORTWO</b>				
<b>FORTWO</b>					<b>FORTWO</b>				
Electric Drive Electric			N/S	N/S	L3 1.0L 1000cc 61 CID			N/S	N/S
L3 0.9L 898cc 55 CID Turbo			N/S	N/S	<b>2008</b>				
L3 1.0L 1000cc 61 CID			N/S	N/S	<b>FORTWO</b>				
<b>2017</b>					L3 1.0L 1000cc 61 CID				
<b>FORTWO</b>					<b>2006</b>				
Electric Drive Electric			N/S	N/S	<b>FORFOUR</b>				
L3 0.9L 898cc 55 CID Turbo			N/S	N/S	L4 1.5L 1499cc (Mex.)				
<b>FORTWO PASSION</b>					<b>2005</b>				
L3 1.0L 1000cc 61 CID			N/S	N/S	<b>FORFOUR</b>				
<b>FORTWO PASSION CABRIOLET</b>					L4 1.5L 1499cc (Mex.)				
L3 1.0L 1000cc 61 CID			N/S	N/S	<b>SRT</b>				
<b>FORTWO PURE</b>					<b>2014</b>				
L3 1.0L 1000cc 61 CID			N/S	N/S	<b>VIPER</b>				
<b>2016</b>					V10 8.4L 8448cc 515 CID				
<b>FORTWO</b>					<b>2013</b>				
Electric Drive Electric			N/S	N/S	<b>VIPER</b>				
L3 0.9L 898CC 55CID Turbo			N/S	N/S	V10 8.4L 8448cc 515 CID				
<b>FORTWO PASSION</b>					<b>SUBARU</b>				
L3 1.0L 1000cc 61 CID			N/S	N/S	<b>2023</b>				
<b>FORTWO PASSION CABRIOLET</b>					<b>ASCENT</b>				
L3 1.0L 1000cc 61 CID			N/S	N/S	H4 2.4L 2400CC 146CID - FA24 Turbo				
<b>FORTWO PURE</b>					FA24				
L3 1.0L 1000cc 61 CID			N/S	N/S	<b>BRZ</b>				
<b>2015</b>					H4 2.4L 2400CC 146CID				
<b>FORTWO</b>					FA24D				
Electric Drive Electric			N/R	N/R	<b>CROSSTREK</b>				
L3 1.0L 1000cc 61 CID			N/S	N/S	H4 2.0L 1995cc				
<b>2014</b>					FB20				
<b>FORTWO</b>					H4 2.5L 2500CC 153CID				
Electric Drive Electric			N/R	N/R	<b>CROSSTREK HYBRID</b>				
L3 1.0L 1000cc 61 CID			N/S	N/S	H4 2.0L 1995cc				
<b>2023</b>					FB20				
<b>FORTWO</b>					3558				
Electric Drive Electric			N/R	N/R	23558				
L3 1.0L 1000cc 61 CID			N/S	N/S	<b>FORESTER</b>				
<b>2014</b>					H4 2.5L 2498				
<b>FORTWO</b>					N/A				
Electric Drive Electric			N/R	N/R	<b>IMPREZA</b>				
L3 1.0L 1000cc 61 CID			N/S	N/S	H4 2.0L 1995cc				
<b>2014</b>					FB20				
<b>FORTWO</b>					N/S				
Electric Drive Electric			N/R	N/R	N/S				
L3 1.0L 1000cc 61 CID			N/S	N/S	N/S				

See pages 13-16 for footnotes.



Pass Car Light Truck Fuel Filter Section

SUBARU 2023-2018

Year/Año/Année Model/Modelo/Modèle Engine/Motor/Moteur	Eng. Code Código de motor Code moteur	VIN NIV NIV	GOLD Fuel Combustible Carburant	ProSelect Fuel Combustible Carburant	Year/Año/Année Model/Modelo/Modèle Engine/Motor/Moteur	Eng. Code Código de motor Code moteur	VIN NIV NIV	GOLD Fuel Combustible Carburant	ProSelect Fuel Combustible Carburant
<b>SUBARU (Cont'd/Suite)</b>					<b>SUBARU (Cont'd/Suite)</b>				
<b>2023 (Cont'd/Suite)</b>					<b>2020</b>				
<b>LEGACY</b>					<b>ASCENT</b>				
H4 2.4L 2400CC 146CID Turbo			N/S	N/S	H4 2.4L 2400CC 146CID - FA24 Turbo	FA24		N/S	N/S
H4 2.5L 2498cc 152 CID	FB25		N/A	N/A	<b>BRZ</b>				
<b>OUTBACK</b>					H4 2.0L 1998cc 122 CID				
H4 2.4L 2400CC 146CID Turbo			N/A	N/A		FA20D	A	N/S	N/S
H4 2.5L 2498cc 152 CID	FB25		N/A	N/A	<b>CROSSTREK</b>				
<b>WRX</b>					H4 2.0L 1995cc				
H4 2.4L 2387CC 145CID Turbo	FA24F		N/S	N/S		FB20		3558	23558
<b>2022</b>					<b>CROSSTREK HYBRID</b>				
<b>ASCENT</b>					H4 2.0L 1995cc				
H4 2.4L 2400CC 146CID - FA24 Turbo	FA24		N/S	N/S	<b>FORESTER</b>				
<b>BRZ</b>					H4 2.5L 2498				
H4 2.4L 2400CC 146CID	FA24D		N/S	N/S				N/S	N/S
<b>CROSSTREK</b>					<b>IMPREZA</b>				
H4 2.0L 1995cc	FB20		N/S	N/S	H4 2.0L 1995cc				
H4 2.5L 2500CC 153CID			N/S	N/S		FB20		N/S	N/S
<b>CROSSTREK HYBRID</b>					<b>LEGACY</b>				
H4 2.0L 1995cc	FB20		3558	23558	H4 2.4L 2400CC 146CID Turbo				
<b>FORESTER</b>					H4 2.5L 2498cc 152 CID				
H4 2.5L 2498			N/A	N/A		FB25		N/S	N/S
<b>IMPREZA</b>					<b>OUTBACK</b>				
H4 2.0L 1995cc	FB20		N/S	N/S	H4 2.4L 2400CC 146CID Turbo				
<b>LEGACY</b>					H4 2.5L 2498cc 152 CID				
H4 2.4L 2400CC 146CID Turbo			N/S	N/S		FB25		N/A	N/A
H4 2.5L 2498cc 152 CID	FB25		N/S	N/S	<b>WRX</b>				
<b>OUTBACK</b>					H4 2.0L 1998cc 122 CID Turbo/Intercooled				
H4 2.4L 2400CC 146CID Turbo			N/A	N/A		FA20F		N/S	N/S
H4 2.5L 2498cc 152 CID	FB25		N/A	N/A	<b>WRX STI</b>				
<b>WRX</b>					H4 2.5L 2458cc Turbo				
H4 2.4L 2387CC 145CID Turbo	FA24F		N/S	N/S		EJ257		N/S	N/S
<b>2021</b>					<b>2019</b>				
<b>ASCENT</b>					<b>ASCENT</b>				
H4 2.4L 2400CC 146CID - FA24 Turbo	FA24		N/S	N/S	H4 2.4L 2400CC 146CID - FA24 Turbo				
<b>CROSSTREK</b>					<b>BRZ</b>				
H4 2.0L 1995cc	FB20		3558	23558	H4 2.0L 1998cc 122 CID				
H4 2.5L 2500CC 153CID			N/S	N/S		FA20D	A	N/S	N/S
<b>CROSSTREK HYBRID</b>					<b>CROSSTREK</b>				
H4 2.0L 1995cc	FB20		3558	23558	H4 2.0L 1995cc				
<b>FORESTER</b>					H4 2.0L 1995cc Electric/Gas				
H4 2.5L 2498			N/S	N/S		FB20		N/S	N/S
<b>IMPREZA</b>					<b>FORESTER</b>				
H4 2.0L 1995cc	FB20		N/S	N/S	H4 2.0L 1998cc 122 CID Turbo/Intercooled				
<b>LEGACY</b>					H4 2.5L 2498				
H4 2.4L 2400CC 146CID Turbo			N/S	N/S	<b>IMPREZA</b>				
H4 2.5L 2498cc 152 CID	FB25		N/S	N/S	H4 2.0L 1995cc				
<b>OUTBACK</b>					<b>LEGACY</b>				
H4 2.4L 2400CC 146CID Turbo			N/A	N/A	H4 2.5L 2498cc 152 CID				
H4 2.5L 2498cc 152 CID	FB25		N/A	N/A		FB25		N/S	N/S
<b>WRX</b>					H6 3.6L 3630cc				
H4 2.0L 1998cc 122 CID Turbo/Intercooled	FA20F		N/S	N/S	<b>OUTBACK</b>				
<b>WRX STI</b>					H4 2.5L 2498cc 152 CID				
H4 2.5L 2458cc Turbo	EJ257		N/S	N/S		FB25		N/S	N/S
<b>2018</b>					H6 3.6L 3630cc				
<b>BRZ</b>					<b>WRX</b>				
H4 2.0L 1998cc 122 CID	FA20D	A	N/S	N/S	H4 2.0L 1998cc 122 CID Turbo/Intercooled				
<b>CROSSTREK</b>					<b>WRX STI</b>				
H4 2.0L 1995cc	FB20		3558	23558	H4 2.5L 2458cc Turbo				
<b>CROSSTREK HYBRID</b>					H4 2.0L 1995cc				
H4 2.0L 1995cc Electric/Gas	FB20		N/S	N/S	H4 2.0L 1995cc Electric/Gas				

See pages 13-16 for footnotes.

*Italicized Part Numbers May Not Be Available.*  
Las piezas con números en *italicas* pueden no estar disponibles.  
Les numéros de pièce en *italiques* peuvent ne pas être disponibles.



Year/Año/Année Model/Modelo/Modèle Engine/Motor/Moteur	Eng. Code Código de motor Code moteur	VIN NIV NIV	GOLD Fuel Combustible Carburant	ProSelect Fuel Combustible Carburant	Year/Año/Année Model/Modelo/Modèle Engine/Motor/Moteur	Eng. Code Código de motor Code moteur	VIN NIV NIV	GOLD Fuel Combustible Carburant	ProSelect Fuel Combustible Carburant
<b>SUBARU (Cont'd/Suite)</b>					<b>SUBARU (Cont'd/Suite)</b>				
<b>2018 (Cont'd/Suite)</b>					<b>2016 (Cont'd/Suite)</b>				
<b>FORESTER</b>					<b>OUTBACK (Cont'd/Suite)</b>				
H4 2.0L 1998cc 122 CID Turbo/Intercooled	FA20F		N/S	N/S	H6 3.6L 3630cc	EZ36D		N/S	N/S
H4 2.5L 2498			N/S	N/S	<b>WRX</b>				
<b>IMPREZA</b>					H4 2.0L 1998cc 122 CID Turbo/Intercooled FA20F N/S N/S				
H4 2.0L 1995cc	FB20		N/S	N/S	<b>WRX STI</b>				
<b>LEGACY</b>					H4 2.5L 2458cc Turbo EJ257 N/S N/S				
H4 2.5L 2498cc 152 CID	FB25		N/S	N/S	<b>XV</b>				
H6 3.6L 3630cc	EZ36D		N/S	N/S	H4 2.0L 1995CC 122CID (Mex.) N/S N/S				
<b>OUTBACK</b>					<b>2015</b>				
H4 2.5L 2498cc 152 CID	FB25		N/S	N/S	<b>BRZ</b>				
H6 3.6L 3630cc	EZ36D		N/S	N/S	H4 2.0L 1998cc 122 CID FA20D A N/S N/S				
<b>WRX</b>					<b>FORESTER</b>				
H4 2.0L 1998cc 122 CID Turbo/Intercooled	FA20F		N/S	N/S	H4 2.0L 1998cc 122 CID Turbo/Intercooled FA20F N/S N/S				
<b>WRX STI</b>					H4 2.5L 2498cc 152 CID FB25BA N/S N/S				
H4 2.5L 2458cc Turbo	EJ257		N/S	N/S	H4 2.5L 2498cc 152 CID FB25BC N/S N/S				
<b>WRX STI TYPE RA</b>					<b>IMPREZA</b>				
H4 2.5L 2458cc Turbo	EJ257		N/S	N/S	H4 2.0L 1995cc FB20 N/S N/S				
<b>2017</b>					<b>LEGACY</b>				
<b>BRZ</b>					H4 2.5L 2498cc 152 CID FB25 3558 23558				
H4 2.0L 1998cc 122 CID	FA20D	A	N/S	N/S	H6 3.6L 3630cc EZ36D D 3558 23558				
<b>CROSSTREK</b>					<b>OUTBACK</b>				
H4 2.0L 1995cc	FB20		3558	23558	H4 2.5L 2498cc 152 CID FB25 N/S N/S				
<b>FORESTER</b>					H6 3.6L 3630cc EZ36D D N/S N/S				
H4 2.0L 1998cc 122 CID Turbo/Intercooled	FA20F		N/S	N/S	<b>WRX</b>				
H4 2.5L 2498			N/S	N/S	H4 2.0L 1998cc 122 CID Turbo/Intercooled FA20F N/S N/S				
<b>IMPREZA</b>					<b>WRX STI</b>				
H4 2.0L 1995cc	FB20		N/S	N/S	H4 2.5L 2458cc Turbo EJ257 8 N/S N/S				
<b>LEGACY</b>					<b>XV CROSSTREK</b>				
H4 2.5L 2498cc 152 CID	FB25		N/S	N/S	H4 2.0L 1995cc FB20 N/S N/S				
H6 3.6L 3630cc	EZ36D	D	N/S	N/S	<b>XV CROSSTREK Hybrid</b>				
<b>OUTBACK</b>					H4 2.0L 1995cc Electric/Gas FB20 N/S N/S				
H4 2.5L 2498cc 152 CID	FB25		N/S	N/S	<b>2014</b>				
H6 3.6L 3630cc	EZ36D		N/S	N/S	<b>BRZ</b>				
<b>WRX</b>					H4 2.0L 1998cc 122 CID FA20D A N/S N/S				
H4 2.0L 1998cc 122 CID Turbo/Intercooled	FA20F		N/S	N/S	<b>FORESTER</b>				
<b>WRX STI</b>					H4 2.0L 1998cc 122 CID Turbo/Intercooled FA20F N/S N/S				
H4 2.5L 2458cc Turbo	EJ257		N/S	N/S	H4 2.5L 2498cc 152 CID FB25BA N/S N/S				
<b>2016</b>					H4 2.5L 2498cc 152 CID FB25BC N/S N/S				
<b>BRZ</b>					<b>IMPREZA</b>				
H4 2.0L 1998cc 122 CID	FA20D	A	N/S	N/S	H4 2.0L 1995cc FB20 N/S N/S				
<b>CROSSTREK</b>					<b>IMPREZA WRX</b>				
H4 2.0L 1995cc	FB20		3558	23558	H4 2.5L 2458cc Turbo EJ255 7 N/S N/S				
<b>CROSSTREK HYBRID</b>					<b>IMPREZA WRX STI</b>				
H4 2.0L 1995cc Electric/Gas	FB20		N/S	N/S	H4 2.5L 2458cc Turbo EJ257 8 N/S N/S				
<b>FORESTER</b>					<b>LEGACY</b>				
H4 2.0L 1998cc 122 CID Turbo/Intercooled	FA20F		N/S	N/S	H4 2.5L 2498cc 152 CID FB25 3558 23558				
H4 2.5L 2498			N/S	N/S	H6 3.6L 3630cc EZ36D D 3558 23558				
<b>IMPREZA</b>					<b>OUTBACK</b>				
H4 2.0L 1995cc	FB20		N/S	N/S	H4 2.5L 2498cc 152 CID FB25 3558 23558				
<b>LEGACY</b>					H6 3.6L 3630cc EZ36D D 3558 23558				
H4 2.5L 2498cc 152 CID	FB25		N/S	N/S	<b>TRIBECA</b>				
H6 3.6L 3630cc	EZ36D	D	N/S	N/S	H6 3.6L 3630cc EZ36D 9 N/S N/S				
<b>OUTBACK</b>					<b>WRX</b>				
H4 2.5L 2498cc 152 CID	FB25		N/S	N/S	H4 2.5L 2458CC Turbo N/S N/S				

See pages 13-16 for footnotes.



Pass Car Light Truck Fuel Filter Section

SUBARU 2014-2010

Year/Año/Année Model/Modelo/Modèle Engine/Motor/Moteur	Eng. Code Código de motor Code moteur	VIN NIV NIV	GOLD Fuel Combustible Carburant	ProSelect Fuel Combustible Carburant	Year/Año/Année Model/Modelo/Modèle Engine/Motor/Moteur	Eng. Code Código de motor Code moteur	VIN NIV NIV	GOLD Fuel Combustible Carburant	ProSelect Fuel Combustible Carburant
<b>SUBARU (Cont'd/Suite)</b>					<b>SUBARU (Cont'd/Suite)</b>				
<b>2014 (Cont'd/Suite)</b>					<b>2012 (Cont'd/Suite)</b>				
<b>WRX (Cont'd/Suite)</b>					<b>LEGACY (Cont'd/Suite)</b>				
H4 2.5L 2458CC Turbo (Mex.)			N/S	N/S	H6 3.6L 3630cc	EZ36D	D	N/S	N/S
<b>WRX STI</b>					<b>OUTBACK</b>				
H4 2.5L 2458CC Turbo			N/S	N/S	H4 2.5L 2458cc	EJ253		N/S	N/S
H4 2.5L 2458CC Turbo (Mex.)			N/S	N/S	H6 3.6L 3630cc	EZ36D	D	N/S	N/S
<b>XV CROSSTREK</b>					<b>TRIBECA</b>				
H4 2.0L 1995cc	FB20		N/S	N/S	H6 3.6L 3630cc	EZ36D	9	N/S	N/S
<b>XV CROSSTREK Hybrid</b>					<b>WRX</b>				
H4 2.0L 1995cc Electric/Gas	FB20		N/S	N/S	H4 2.5L 2500CC 153CID (Mex.)			N/S	N/S
<b>2013</b>					<b>2011</b>				
<b>BRZ</b>					<b>FORESTER</b>				
H4 2.0L 1998cc 122 CID	FA20D	A	N/S	N/S	H4 2.5L 2458cc Turbo	EJ255	6	N/S	N/S
<b>FORESTER</b>					H4 2.5L 2498cc 152 CID				
H4 2.5L 2458cc Turbo	EJ255		N/S	N/S	<b>IMPREZA</b>				
H4 2.5L 2498cc 152 CID	FB25BA		N/S	N/S	H4 2.5L 2458cc	EJ253	6	N/S	N/S
<b>IMPREZA</b>					L4 2.0L 1994cc (Mex.)				
H4 2.0L 1995cc	FB20		N/S	N/S	<b>IMPREZA OUTBACK SPORT</b>				
<b>IMPREZA WRX</b>					H4 2.5L 2458cc				
H4 2.5L 2458cc Turbo	EJ255		N/S	N/S	<b>IMPREZA WRX</b>				
	EJ255	7	N/S	N/S	H4 2.5L 2458cc Turbo				
<b>IMPREZA WRX STI</b>					<b>IMPREZA WRX STI</b>				
H4 2.5L 2458cc Turbo	EJ257	8	N/S	N/S	H4 2.5L 2458cc Turbo				
<b>LEGACY</b>					<b>LEGACY</b>				
H4 2.5L 2458cc Turbo (Mex.)	EJ257		N/S	N/S	H4 2.5L 2458cc				
H4 2.5L 2498cc 152 CID	FB25	B,C	N/S	N/S	H4 2.5L 2458cc Turbo				
H6 3.6L 3630cc	EZ36D	D	N/S	N/S	H6 3.6L 3630cc				
<b>OUTBACK</b>					<b>OUTBACK</b>				
H4 2.5L 2498cc 152 CID	FB25		N/S	N/S	H4 2.5L 2458cc				
H6 3.6L 3630cc	EZ36D	D	N/S	N/S	H6 3.6L 3630cc				
<b>TRIBECA</b>					<b>TRIBECA</b>				
H6 3.6L 3630cc	EZ36D	9	N/S	N/S	H6 3.6L 3630cc				
<b>WRX</b>					<b>2010</b>				
H4 2.5L 2458CC Turbo					<b>FORESTER</b>				
H4 2.5L 2458CC Turbo (Mex.)					H4 2.5L 2458cc				
<b>WRX STI</b>					H4 2.5L 2458cc Turbo				
H4 2.5L 2458CC Turbo					EJ253				
H4 2.5L 2458CC Turbo (Mex.)					EJ255				
<b>XV CROSSTREK</b>					<b>IMPREZA</b>				
H4 2.0L 1995cc					H4 2.5L 2458cc				
FB20					EJ253				
<b>2012</b>					<b>IMPREZA OUTBACK SPORT</b>				
<b>FORESTER</b>					H4 2.5L 2458cc				
H4 2.5L 2458cc Turbo					EJ255				
H4 2.5L 2498cc 152 CID					EJ253				
<b>IMPREZA</b>					<b>IMPREZA WRX</b>				
H4 2.0L 1995cc					H4 2.5L 2458cc Turbo				
FB20					EJ255				
<b>IMPREZA OUTBACK SPORT</b>					<b>IMPREZA WRX STI</b>				
H4 2.5L 2458cc					H4 2.5L 2458cc Turbo				
EJ253					EJ257				
<b>IMPREZA WRX</b>					<b>LEGACY</b>				
H4 2.5L 2458cc Turbo					H4 2.5L 2458cc				
EJ255					EJ255				
<b>IMPREZA WRX STI</b>					H4 2.5L 2458cc Turbo				
H4 2.5L 2458cc Turbo					EJ257				
<b>LEGACY</b>					<b>OUTBACK</b>				
H4 2.5L 2458cc					H4 2.5L 2458cc				
EJ253					EJ253				
H4 2.5L 2458cc Turbo					H6 3.6L 3630cc				
EJ255					EJ253				
EJ255					EJ255				
<b>OUTBACK</b>					<b>TRIBECA</b>				
H4 2.5L 2458cc					H6 3.6L 3630cc				
EJ253					EJ253				
H6 3.6L 3630cc					EJ255				
EJ253					EJ255				
<b>TRIBECA</b>					<b>TRIBECA</b>				
H6 3.6L 3630cc					H6 3.6L 3630cc				
EJ253					EJ253				
EJ255					EJ255				

See pages 13-16 for footnotes.

*Italicized Part Numbers May Not Be Available.*  
 Las piezas con números en *italicas* pueden no estar disponibles.  
 Les numéros de pièce en *italiques* peuvent ne pas être disponibles.

P  
a  
s  
s  
C  
a  
r  
L  
i  
g  
h  
t  
T  
r  
u  
c  
k  
F  
u  
e  
l  
F  
i  
l  
t  
e  
r  
s









Year/Año/Année Model/Modelo/Modèle Engine/Motor/Moteur	Eng. Code Código de motor Code moteur	VIN NIV NIV	GOLD Fuel Combustible Carburant	ProSelect Fuel Combustible Carburant	Year/Año/Année Model/Modelo/Modèle Engine/Motor/Moteur	Eng. Code Código de motor Code moteur	VIN NIV NIV	GOLD Fuel Combustible Carburant	ProSelect Fuel Combustible Carburant
<b>SUZUKI (Cont'd/Suite)</b>					<b>SUZUKI (Cont'd/Suite)</b>				
<b>2013 (Cont'd/Suite)</b>					<b>2009 (Cont'd/Suite)</b>				
<b>KIZASHI</b>					<b>SWIFT</b>				
L4 2.4L 2393cc	J24B	9	N/S	N/S	L4 1.5L 1490cc (Mex.)			N/S	N/S
<b>SWIFT</b>					L4 1.6L 1590cc				
L4 1.4L 1372CC 84CID (Mex.)			N/S	N/S	<b>SX4</b>				
L4 1.6L (Mex.)			N/S	N/S	L4 2.0L 1995cc	J20B	4	N/S	N/S
<b>SX4</b>					<b>XL-7</b>				
L4 2.0L 1995cc	J20B	5	N/S	N/S	V6 3.6L 3564cc	N36A	3	N/S	N/S
<b>2012</b>					<b>2008</b>				
<b>EQUATOR</b>					<b>FORENZA</b>				
L4 2.5L 2500cc	QR25DE	B	N/S	N/S	L4 2.0L 1995cc	J20B	5	N/S	N/S
V6 4.0L 3954cc	VQ40DE	A	N/S	N/S	<b>GRAND VITARA</b>				
<b>GRAND VITARA</b>					V6 2.7L 2737cc				
L4 2.4L 2393cc	J24B	0	N/S	N/S	<b>RENO</b>				
<b>KIZASHI</b>					L4 2.0L 1995cc				
L4 2.4L 2393cc	J24B	9	N/S	N/S	J20B	6	N/S	N/S	
<b>SWIFT</b>					L4 1.5L 1490cc (Mex.)				
L4 1.4L 1372CC 84CID (Mex.)			N/S	N/S	<b>SX4</b>				
<b>SX4</b>					L4 2.0L 1995cc				
L4 2.0L 1995cc	J20B	5	N/S	N/S	J20B	4	N/S	N/S	
<b>2011</b>					<b>XL-7</b>				
<b>EQUATOR</b>					V6 3.6L 3564cc				
L4 2.5L 2500cc	QR25DE	B	N/S	N/S	N36A	3	N/S	N/S	
V6 4.0L 3954cc	VQ40DE	A	N/S	N/S	<b>2007</b>				
<b>GRAND VITARA</b>					<b>AERIO</b>				
L4 2.4L 2393cc	J24B	0	N/S	N/S	L4 2.3L 2300cc		6	N/S	N/S
<b>KIZASHI</b>					<b>FORENZA</b>				
L4 2.4L 2393cc	J24B	9	N/S	N/S	L4 2.0L 1995cc	J20B	5	N/S	N/S
<b>SWIFT</b>					<b>GRAND VITARA</b>				
L4 1.5L 1490CC 91CID (Mex.)			N/S	N/S	V6 2.7L 2737cc		9	N/S	N/S
V6 2.5L 2500cc (Mex.)			N/S	N/S	<b>RENO</b>				
<b>SX4</b>					L4 2.0L 1995cc				
L4 2.0L 1995cc	J20B	5	N/S	N/S	J20B	6	N/S	N/S	
<b>2010</b>					<b>SWIFT</b>				
<b>EQUATOR</b>					L4 1.5L 1490cc (Mex.)				
L4 2.5L 2500cc	QR25DE	B	N/S	N/S	V6 2.5L 2500cc (Mex.)			N/S	N/S
V6 4.0L 3954cc	VQ40DE	A	N/S	N/S	<b>SX4</b>				
<b>GRAND VITARA</b>					L4 2.0L 1995cc				
L4 2.4L 2393cc	J24B	0	N/S	N/S	J20B	5	N/S	N/S	
V6 3.2L 3195cc	N32A	1	N/S	N/S	<b>XL-7</b>				
<b>KIZASHI</b>					V6 3.6L 3564cc				
L4 2.4L 2393cc	J24B	9	N/S	N/S	N36A	2,7,9	N/S	N/S	
<b>SWIFT</b>					<b>2006</b>				
L4 1.5L 1490cc (Mex.)			N/S	N/S	<b>AERIO</b>				
L4 1.6L 1590cc			N/S	N/S	L4 2.3L 2300cc		6	N/S	N/S
<b>SX4</b>					<b>FORENZA</b>				
L4 2.0L 1995cc	J20B	5	N/S	N/S	L4 2.0L 1995cc	J20B	5	N/S	N/S
<b>2009</b>					<b>GRAND VITARA</b>				
<b>EQUATOR</b>					V6 2.7L 2737cc				
L4 2.5L 2500cc	QR25DE		N/S	N/S	<b>RENO</b>				
V6 4.0L 3954cc	VQ40DE		N/S	N/S	L4 2.0L 1995cc	J20B	6	N/S	N/S
<b>GRAND VITARA</b>					<b>VERONA</b>				
L4 2.4L 2393cc	J24B	0	N/S	N/S	V6 2.5L 2494cc		5	3850	N/A
V6 3.2L 3195cc	N32A	1	N/S	N/S	<b>XL-7</b>				
<b>2005</b>					V6 2.7L 2737cc				
<b>AERIO</b>					V6 3.0L 3000cc <sup>61</sup>				
L4 2.3L 2300cc		6	N/S	N/S	N/A <sup>61</sup>				

See pages 13-16 for footnotes.



Pass Car Light Truck Fuel Filter Section

SUZUKI 2005 — TESLA 2020

Year/Año/Année Model/Modelo/Modèle Engine/Motor/Moteur	Eng. Code Código de motor Code moteur	VIN NIV NIV	GOLD Fuel Combustible Carburant	ProSelect Fuel Combustible Carburant	Year/Año/Année Model/Modelo/Modèle Engine/Motor/Moteur	Eng. Code Código de motor Code moteur	VIN NIV NIV	GOLD Fuel Combustible Carburant	ProSelect Fuel Combustible Carburant
<b>SUZUKI (Cont'd/Suite)</b>					<b>SUZUKI (Cont'd/Suite)</b>				
<b>2005 (Cont'd/Suite)</b>					<b>2001 (Cont'd/Suite)</b>				
<b>FORENZA</b>					<b>ESTEEM (Cont'd/Suite)</b>				
L4 2.0L 1995cc	J20B		N/S	N/S	L4 1.8L 1790cc		4	N/S	N/S
<b>GRAND VITARA</b>					<b>GRAND VITARA</b>				
V6 2.5L 2500cc		6	3597 3597 <sup>138</sup>	23597 23597 <sup>138</sup>	V6 2.5L 2500cc		6	3597 3597 <sup>138</sup>	23597 23597 <sup>138</sup>
<b>RENO</b>					<b>V6 2.7L 2737cc</b>				
L4 2.0L 1995cc	J20B		N/S	N/S				3526	N/A
<b>VERONA</b>					<b>SWIFT</b>				
V6 2.5L 2494cc		5	3850	N/A	L4 1.3L 1298cc		2	N/S	N/S
<b>XL-7</b>					<b>VITARA</b>				
V6 2.7L 2737cc		9	300000 <sup>61</sup>	N/A <sup>61</sup>	L4 1.6L 1590cc		0	3150	23150
<b>2004</b>					<b>L4 2.0L 1995cc</b>				
<b>AERIO</b>					<b>XL-7</b>				
L4 2.3L 2300cc		6	N/S	N/S	V6 2.7L 2737cc		9	300000 <sup>61</sup>	N/A <sup>61</sup>
<b>FORENZA</b>					<b>TESLA</b>				
L4 2.0L 1995cc	J20B		N/S	N/S	<b>2023</b>				
<b>GRAND VITARA</b>					<b>3</b>				
V6 2.5L 2500cc		6	3597 3597 <sup>138</sup>	23597 23597 <sup>138</sup>	<b>Electric</b>				
<b>VERONA</b>					<b>S</b>				
V6 2.5L 2494cc		5	3850	N/A	<b>Electric</b>				
<b>VITARA</b>					<b>X</b>				
V6 2.5L 2500cc		5	3150	23150	<b>Electric</b>				
<b>XL-7</b>					<b>Y</b>				
V6 2.7L 2737cc		9	300000 <sup>61</sup>	N/A <sup>61</sup>	<b>Electric</b>				
<b>2003</b>					<b>2022</b>				
<b>AERIO</b>					<b>3</b>				
L4 2.0L 1995cc	J20B	4	N/S	N/S	<b>Electric</b>				
<b>GRAND VITARA</b>					<b>S</b>				
V6 2.5L 2500cc		6	3597 3597 <sup>138</sup>	23597 23597 <sup>138</sup>	<b>Electric</b>				
<b>VITARA</b>					<b>X</b>				
L4 2.0L 1995cc	J20B	5	3150	23150	<b>Electric</b>				
<b>XL-7</b>					<b>Y</b>				
V6 2.7L 2737cc		9	300000 <sup>61</sup>	N/A <sup>61</sup>	<b>Electric</b>				
<b>2002</b>					<b>2021</b>				
<b>AERIO</b>					<b>3</b>				
L4 2.0L 1995cc	J20B	4	N/S	N/S	<b>Electric</b>				
<b>ESTEEM</b>					<b>S</b>				
L4 1.8L 1790cc		4	N/S	N/S	<b>Electric</b>				
<b>GRAND VITARA</b>					<b>X</b>				
V6 2.5L 2500cc		6	3597 3597 <sup>138</sup>	23597 23597 <sup>138</sup>	<b>Electric</b>				
<b>VITARA</b>					<b>Y</b>				
L4 1.6L 1590cc (Mex.)		0	3150	23150	<b>Electric</b>				
L4 2.0L 1995cc	J20B	5	3150	23150	<b>2020</b>				
<b>VITARA (CANADIAN)</b>					<b>3</b>				
L4 1.6L 1590cc			3150	23150	<b>Electric</b>				
<b>XL-7</b>					<b>S</b>				
V6 2.7L 2737cc		9	300000 <sup>61</sup>	N/A <sup>61</sup>	<b>Electric</b>				
<b>2001</b>					<b>X</b>				
<b>ESTEEM</b>					<b>Y</b>				
L4 1.6L 1590cc		3	N/S	N/S	<b>Electric</b>				

See pages 13-16 for footnotes.

*Italicized Part Numbers May Not Be Available.*  
 Las piezas con números en *italicas* pueden no estar disponibles.  
 Les numéros de pièce en *italiques* peuvent ne pas être disponibles.

P  
a  
s  
s  
C  
a  
r  
L  
i  
g  
h  
t  
T  
r  
u  
c  
k  
F  
u  
e  
l  
F  
i  
l  
t  
e  
r  
s



Year/Año/Année Model/Modelo/Modèle Engine/Moteur/Moteur	Eng. Code Código de motor Code moteur	VIN NIV NIV	GOLD Fuel Combustible Carburant	ProSelect Fuel Combustible Carburant	Year/Año/Année Model/Modelo/Modèle Engine/Moteur/Moteur	Eng. Code Código de motor Code moteur	VIN NIV NIV	GOLD Fuel Combustible Carburant	ProSelect Fuel Combustible Carburant	
<b>TESLA (Cont'd/Suite)</b>					<b>TOYOTA (Cont'd/Suite)</b>					
<b>2019</b>					<b>2023 (Cont'd/Suite)</b>					
3					<b>COROLLA</b>					
Electric			N/R	N/R	L4 1.8L 1800CC 110CID	2ZR-FAE		N/S	N/S	
S					L4 2.0L 2000CC 122CID	M20A-FKS		N/S	N/S	
Electric			N/S	N/S	<b>Corolla Cross</b>					
X					L4 2.0L 1987CC 122CID	M20A-FKS		N/S	N/S	
Electric			N/R	N/R	<b>COROLLA Hybrid</b>					
<b>2018</b>					L4 1.8L 1800CC 110CID Electric/Gas			N/S	N/S	
3					<b>GR 86</b>					
Electric			N/R	N/R	H4 2.4L 2400CC 146CID	FA24D		N/S	N/S	
S					<b>HIGHLANDER</b>					
Electric			N/S	N/S	L4 2.5L 2487CC			N/S	N/S	
X					<b>HIGHLANDER HYBRID</b>					
Electric			N/R	N/R	L4 2.5L 2487CC Electric/Gas	A25A-FXS		N/S	N/S	
<b>2017</b>					<b>MIRAI</b>					
3					w / Electric/Hydrogen Eng. Electric/Gas/Hydrogen				N/S	N/S
Electric			N/R	N/R	<b>RAV4</b>					
S					L4 2.5L 2500CC 153CID			N/S	N/S	
Electric			N/R	N/R	<b>RAV4 Hybrid</b>					
X					L4 2.5L 2487CC Electric/Gas	A25A-FXS		N/S	N/S	
Electric			N/R	N/R	<b>RAV4 Prime</b>					
<b>2016</b>					L4 2.5L 2500CC 153CID			N/S	N/S	
S					<b>SEQUOIA</b>					
Electric			N/R	N/R	V6 3.5L 3444CC 210CID Turbo	V35A-FTS		N/S	N/S	
X					V6 3.5L 3444CC 210CID Turbo Electric/Gas	V35A-FTS		N/S	N/S	
Electric			N/R	N/R	<b>SUPRA</b>					
<b>2015</b>					L4 2.0L 122CID Turbo	B48B20		N/S	N/S	
S					L6 3.0L 3000CC 183CID Turbo	B58B30		N/S	N/S	
Electric			N/R	N/R	<b>TACOMA</b>					
<b>2014</b>					L4 2.7L 2694cc	2TRFE	X	N/A	N/A	
S					V6 3.5L			N/A	N/A	
Electric			N/R	N/R	<b>TUNDRA</b>					
<b>2013</b>					V6 3.5L 3444CC 210CID Turbo	V35A-FTS		N/S	N/S	
S					V6 3.5L 3444CC 210CID Turbo Electric/Gas	V35A-FTS		N/S	N/S	
Electric			N/R	N/R	<b>VENZA</b>					
<b>2012</b>					L4 2.5L 2500CC 153CID			N/S	N/S	
Electric			N/R	N/R	<b>2022</b>					
<b>2023</b>					<b>4 RUNNER</b>					
4 RUNNER					V6 4L 3956CC 241CID			N/A	N/A	
V6 4L 3956CC 241CID			N/A	N/A	<b>AVALON</b>					
bZ4X					L4 2.5L 2487CC		K	N/S	N/S	
0.0L 0CC 0CID Electric			N/S	N/S	V6 3.5L 3456cc		K	N/S	N/S	
CAMRY					<b>AVALON HYBRID</b>					
L4 2.5L 2487CC			N/S	N/S	L4 2.5L 2487CC Electric/Gas	A25A-FXS	K	N/S	N/S	
V6 3.5L 3456cc			N/S	N/S	<b>CAMRY</b>					
CAMRY HYBRID					L4 2.5L 2487CC			N/S	N/S	
L4 2.5L 2487CC Electric/Gas	A25A-FXS		N/S	N/S	V6 3.5L 3456cc			N/S	N/S	
C-HR					<b>CAMRY HYBRID</b>					
L4 2.0L			N/S	N/S	L4 2.5L 2487CC Electric/Gas	A25A-FXS		N/S	N/S	
<b>2023</b>					<b>C-HR</b>					
4 RUNNER					L4 2.0L			N/S	N/S	
V6 4L 3956CC 241CID			N/A	N/A	<b>COROLLA</b>					
bZ4X					L4 1.8L 1800CC 110CID	2ZR-FAE		N/S	N/S	
0.0L 0CC 0CID Electric			N/S	N/S	L4 2.0L 2000CC 122CID	M20A-FKS		N/S	N/S	
CAMRY					<b>2022</b>					
L4 2.5L 2487CC			N/S	N/S	<b>4 RUNNER</b>					
V6 3.5L 3456cc			N/S	N/S	V6 4L 3956CC 241CID			N/A	N/A	
CAMRY HYBRID					<b>AVALON</b>					
L4 2.5L 2487CC Electric/Gas	A25A-FXS		N/S	N/S	L4 2.5L 2487CC		K	N/S	N/S	
C-HR					V6 3.5L 3456cc		K	N/S	N/S	
L4 2.0L			N/S	N/S	<b>AVALON HYBRID</b>					
<b>2023</b>					L4 2.5L 2487CC Electric/Gas	A25A-FXS	K	N/S	N/S	
4 RUNNER					<b>CAMRY</b>					
V6 4L 3956CC 241CID			N/A	N/A	L4 2.5L 2487CC			N/S	N/S	
bZ4X					V6 3.5L 3456cc			N/S	N/S	
0.0L 0CC 0CID Electric			N/S	N/S	<b>CAMRY HYBRID</b>					
CAMRY					L4 2.5L 2487CC Electric/Gas	A25A-FXS		N/S	N/S	
L4 2.5L 2487CC			N/S	N/S	<b>C-HR</b>					
V6 3.5L 3456cc			N/S	N/S	L4 2.0L			N/S	N/S	
CAMRY HYBRID					<b>COROLLA</b>					
L4 2.5L 2487CC Electric/Gas	A25A-FXS		N/S	N/S	L4 1.8L 1800CC 110CID	2ZR-FAE		N/S	N/S	
C-HR					L4 2.0L 2000CC 122CID	M20A-FKS		N/S	N/S	
L4 2.0L			N/S	N/S	<b>2022</b>					

See pages 13-16 for footnotes.



Pass Car Light Truck Fuel Filter Section

TOYOTA 2022-2020

Year/Año/Année Model/Modelo/Modèle Engine/Motor/Moteur	Eng. Code Código de motor Code moteur	VIN NIV NIV	GOLD Fuel Combustible Carburant	ProSelect Fuel Combustible Carburant	Year/Año/Année Model/Modelo/Modèle Engine/Motor/Moteur	Eng. Code Código de motor Code moteur	VIN NIV NIV	GOLD Fuel Combustible Carburant	ProSelect Fuel Combustible Carburant
<b>TOYOTA (Cont'd/Suite)</b>					<b>TOYOTA (Cont'd/Suite)</b>				
<b>2022 (Cont'd/Suite)</b>					<b>2021 (Cont'd/Suite)</b>				
<b>Corolla Cross</b>					<b>COROLLA</b>				
L4 2.0L 1987CC 122CID	M20A-FKS		N/S	N/S	L4 1.8L 1800CC 110CID	2ZR-FAE		N/S	N/S
<b>COROLLA Hybrid</b>					L4 2.0L 2000CC 122CID	M20A-FKS		N/S	N/S
L4 1.8L 1800CC 110CID Electric/Gas			N/S	N/S	<b>COROLLA Hybrid</b>				
<b>GR 86</b>					L4 1.8L 1800CC 110CID Electric/Gas			N/S	N/S
H4 2.4L 2400CC 146CID	FA24D		N/S	N/S	<b>HIGHLANDER</b>				
<b>HIGHLANDER</b>					V6 3.5L 3500CC 214CID	2GR-FKS		N/S	N/S
V6 3.5L 3500CC 214CID	2GR-FKS		N/S	N/S	<b>HIGHLANDER HYBRID</b>				
<b>HIGHLANDER HYBRID</b>					L4 2.5L 2487CC Electric/Gas	A25A-FXS		N/S	N/S
L4 2.5L 2487CC Electric/Gas	A25A-FXS		N/S	N/S	<b>LAND CRUISER</b>				
<b>MIRAI</b>					V8 5.7L 5663cc 345 CID	3URFE	3526		N/A
w / Electric/Hydrogen Eng. Electric/GasHydrogen			N/S	N/S	<b>MIRAI</b>				
<b>PRIUS</b>					w / Electric/Hydrogen Eng. Electric/GasHydrogen			N/S	N/S
L4 1.8L 1798cc 110 CID Electric/Gas	2ZRFXE		N/S	N/S	<b>PRIUS</b>				
<b>Prius Prime</b>					L4 1.8L 1798cc 110 CID Electric/Gas	2ZRFXE		N/S	N/S
L4 1.8L 1798cc 110 CID Electric/Gas	2ZRFXE		N/S	N/S	<b>PRIUS C</b>				
<b>RAV4</b>					L4 1.5L 1497cc 91 CID Electric/Gas	1NZFXE		N/S	N/S
L4 2.5L 2500CC 153CID			N/S	N/S	<b>Prius Prime</b>				
<b>RAV4 Hybrid</b>					L4 1.8L 1798cc 110 CID Electric/Gas	2ZRFXE		N/S	N/S
L4 2.5L 2487CC Electric/Gas	A25A-FXS		N/S	N/S	<b>RAV4</b>				
<b>RAV4 Prime</b>					L4 2.5L 2500CC 153CID			N/S	N/S
L4 2.5L 2500CC 153CID			N/S	N/S	<b>RAV4 Hybrid</b>				
<b>SEQUOIA</b>					L4 2.5L 2487CC Electric/Gas	A25A-FXS		N/S	N/S
V8 5.7L 5663cc 345 CID Flex			N/S	N/S	<b>RAV4 Prime</b>				
<b>SIENNA</b>					L4 2.5L 2500CC 153CID			N/S	N/S
L4 3L 2500CC 153CID			N/S	N/S	<b>SEQUOIA</b>				
<b>SUPRA</b>					V8 5.7L 5663cc 345 CID Flex			N/S	N/S
L4 2.0L 122CID Turbo	B48B20		N/S	N/S	<b>SIENNA</b>				
L6 3.0L 3000CC 183CID Turbo	B58B30		N/S	N/S	L4 3L 2500CC 153CID			N/S	N/S
<b>TACOMA</b>					<b>SUPRA</b>				
L4 2.7L 2694cc	2TRFE	X	N/S	N/S	L4 2.0L 122CID Turbo	B48B20		N/S	N/S
V6 3.5L			N/S	N/S	L6 3.0L 3000CC 183CID Turbo	B58B30		N/S	N/S
<b>TUNDRA</b>					<b>TACOMA</b>				
V6 3.5L 3444CC 210CID Turbo	V35A-FTS		N/S	N/S	L4 2.7L 2694cc	2TRFE	X	N/A	N/A
V6 3.5L 3444CC 210CID Turbo Electric/Gas	V35A-FTS		N/S	N/S	V6 3.5L			N/S	N/S
<b>VENZA</b>					<b>TUNDRA</b>				
L4 2.5L 2500CC 153CID			N/S	N/S	V8 5.7L 5700CC 348CID FLEX/			N/S	N/S
<b>2021</b>					<b>VENZA</b>				
<b>4 RUNNER</b>					L4 2.5L 2500CC 153CID			N/S	N/S
V6 4L 3956CC 241CID			N/S	N/S	<b>2020</b>				
<b>AVALON</b>					<b>4 RUNNER</b>				
L4 2.5L 2487CC		K	N/S	N/S	V6 4L 3956CC 241CID			N/S	N/S
V6 3.5L 3456cc		K	N/S	N/S	<b>86</b>				
<b>AVALON HYBRID</b>					H4 2.0L 1998cc 122 CID	FA20		N/S	N/S
L4 2.5L 2487CC Electric/Gas	A25A-FXS	K	N/S	N/S	<b>AVALON</b>				
<b>CAMRY</b>					V6 3.5L 3456cc		K	N/S	N/S
L4 2.5L 2487CC			N/S	N/S	<b>AVALON HYBRID</b>				
V6 3.5L 3456cc			N/S	N/S	L4 2.5L 2487CC Electric/Gas	A25A-FXS	K	N/S	N/S
<b>CAMRY HYBRID</b>					<b>CAMRY</b>				
L4 2.5L 2487CC Electric/Gas	A25A-FXS		N/S	N/S	L4 2.5L 2487CC			N/S	N/S
<b>C-HR</b>					V6 3.5L 3456cc			N/S	N/S
L4 2.0L			N/S	N/S	<b>CAMRY HYBRID</b>				
					L4 2.5L 2487CC Electric/Gas	A25A-FXS		N/S	N/S

See pages 13-16 for footnotes.

*Italicized Part Numbers May Not Be Available.*  
 Las piezas con números en *italicas* pueden no estar disponibles.  
 Les numéros de pièce en *italiques* peuvent ne pas être disponibles.

P  
a  
s  
s  
C  
a  
r  
L  
i  
g  
h  
t  
T  
r  
u  
c  
k  
F  
u  
e  
l  
F  
i  
l  
t  
e  
r  
s





Pass Car Light Truck Fuel Filter Section

TOYOTA 2018-2017

Year/Año/Année Model/Modelo/Modèle Engine/Motor/Moteur	Eng. Code Código de motor Code moteur	VIN NIV NIV	GOLD Fuel Combustible Carburant	ProSelect Fuel Combustible Carburant	Year/Año/Année Model/Modelo/Modèle Engine/Motor/Moteur	Eng. Code Código de motor Code moteur	VIN NIV NIV	GOLD Fuel Combustible Carburant	ProSelect Fuel Combustible Carburant
<b>TOYOTA (Cont'd/Suite)</b>					<b>TOYOTA (Cont'd/Suite)</b>				
<b>2018 (Cont'd/Suite)</b>					<b>2017 (Cont'd/Suite)</b>				
<b>AVANZA</b>					<b>86</b>				
L4 1.5L (Mex.)			N/S	N/S	H4 2.0L 1998cc 122 CID	FA20		N/S	N/S
<b>CAMRY</b>					<b>AVALON</b>				
L4 2.5L 2487CC			N/S	N/S	V6 3.5L 3456cc		K	N/S	N/S
V6 3.5L 3456cc			N/S	N/S	<b>AVALON HYBRID</b>				
<b>CAMRY HYBRID</b>					<b>AVANZA</b>				
L4 1.8L 1798CC Electric/Gas	A25A-FXS		N/S	N/S	L4 2.5L 2487CC Electric/Gas	A25A-FXS	K	N/S	N/S
<b>C-HR</b>					<b>AVANZA</b>				
L4 2.0L			N/S	N/S	L4 1.5L (Mex.)			N/S	N/S
<b>COROLLA</b>					<b>CAMRY</b>				
L4 1.8L 1798cc	2ZRFE/2ZRFAE		N/S	N/S	L4 2.5L 2487CC			N/S	N/S
<b>COROLLA iM</b>					<b>CAMRY HYBRID</b>				
L4 1.8L 1798cc	2ZRFAE		N/S	N/S	L4 2.5L 2487CC Electric/Gas	A25A-FXS		N/S	N/S
<b>HIGHLANDER</b>					<b>COROLLA</b>				
L4 2.7L 2672cc 163 CID	1ARFE	A	N/S	N/S	L4 1.8L 1798cc	2ZRFE/2ZRFAE		N/S	N/S
V6 3.5L 3456cc			N/S	N/S	<b>COROLLA iM</b>				
<b>HIGHLANDER HYBRID</b>					<b>HIGHLANDER</b>				
V6 3.5L 3456cc Electric/Gas	2GRFXE		N/S	N/S	L4 1.8L 1798cc	2ZRFAE		N/S	N/S
<b>LAND CRUISER</b>					<b>HIGHLANDER HYBRID</b>				
V8 5.7L 5663cc 345 CID	3URFE	3526		N/A	L4 2.7L 2672cc 163 CID	1ARFE	A	N/S	N/S
<b>MIRAI</b>					<b>HILUX</b>				
w / Electric/Hydrogen Eng. Electric/Gas/Hydrogen			N/S	N/S	L4 2.7L 2694cc (Mex.)			N/A	N/A
<b>PRIUS</b>					<b>LAND CRUISER</b>				
L4 1.8L 1798cc 110 CID Electric/Gas	2ZRFXE		N/S	N/S	V8 5.7L 5663cc 345 CID	3URFE	3526		N/A
<b>PRIUS C</b>					<b>MIRAI</b>				
L4 1.5L 1497cc 91 CID Electric/Gas	1NZFXE		N/S	N/S	w / Electric/Hydrogen Eng. Electric/Gas/Hydrogen			N/S	N/S
<b>Prius Prime</b>					<b>PRIUS</b>				
L4 1.8L 1798cc 110 CID Electric/Gas	2ZRFXE		N/S	N/S	L4 1.8L 1798cc 110 CID Electric/Gas	2ZRFXE	N	N/S	N/S
<b>RAV4</b>					<b>PRIUS C</b>				
L4 2.5L 2487CC			N/S	N/S	L4 1.5L 1497cc 91 CID Electric/Gas	1NZFXE		N/S	N/S
L4 2.5L 2487CC Electric/Gas	A25A-FXS		N/S	N/S	<b>Prius Prime</b>				
<b>SEQUOIA</b>					<b>PRIUS V</b>				
V8 5.7L 5663cc 345 CID	3URFE		N/S	N/S	L4 1.8L 1798cc 110 CID Electric/Gas	2ZRFXE	N	N/S	N/S
V8 5.7L 5663cc 345 CID Flex			N/S	N/S	<b>RAV4</b>				
<b>SIENNA</b>					<b>RAV4 Hybrid</b>				
V6 3.5L 3456cc			N/S	N/S	L4 2.5L 2500CC 153CID			N/S	N/S
<b>TACOMA</b>					<b>SEQUOIA</b>				
L4 2.7L 2694cc	2TRFE	X	N/S	N/S	V8 5.7L 5663cc 345 CID	3URFE	Y	N/S	N/S
V6 3.5L			N/S	N/S	V8 5.7L 5663cc 345 CID Flex		W	N/S	N/S
<b>TACOMA TRD Pro</b>					<b>SIENNA</b>				
V6 3.5L			N/S	N/S	V6 3.5L 3456cc		K	N/S	N/S
<b>TUNDRA</b>					<b>TACOMA</b>				
V8 4.6L 4608cc	1URFE		N/S	N/S	L4 2.7L 2694cc	2TRFE	X	N/S	N/S
V8 5.7L 5700CC 348CID FLEX/			N/S	N/S	V6 3.5L			N/S	N/S
<b>YARIS</b>					<b>TACOMA TRD Pro</b>				
L4 1.5L	P5		N/S	N/S	V6 3.5L			N/S	N/S
L4 1.5L 1497cc	1NZFE		N/S	N/S	<b>TUNDRA</b>				
<b>YARIS iA</b>					<b>4 RUNNER</b>				
L4 1.5L 1			N/S	N/S	V6 4L 3956CC 241CID		U	N/S	N/S
<b>2017</b>									

See pages 13-16 for footnotes.

*Italicized Part Numbers May Not Be Available.*  
 Las piezas con números en *italicas* pueden no estar disponibles.  
 Les numéros de pièce en *italiques* peuvent ne pas être disponibles.

P  
a  
s  
s  
C  
a  
r  
L  
i  
g  
h  
t  
T  
r  
u  
c  
k  
F  
u  
e  
l  
F  
i  
l  
t  
e  
r  
s



Year/Año/Année Model/Modelo/Modèle Engine/Motor/Moteur	Eng. Code Código de motor Code moteur	VIN NIV NIV	GOLD Fuel Combustible Carburant	ProSelect Fuel Combustible Carburant	Year/Año/Année Model/Modelo/Modèle Engine/Motor/Moteur	Eng. Code Código de motor Code moteur	VIN NIV NIV	GOLD Fuel Combustible Carburant	ProSelect Fuel Combustible Carburant
<b>TOYOTA (Cont'd/Suite)</b>					<b>TOYOTA (Cont'd/Suite)</b>				
<b>2017 (Cont'd/Suite)</b>					<b>2016 (Cont'd/Suite)</b>				
<b>TUNDRA (Cont'd/Suite)</b>					<b>TACOMA</b>				
V8 5.7L 5663cc 345 CID Flex			N/S	N/S	L4 2.7L 2694cc	2TRFE	X	N/S	N/S
<b>YARIS</b>					V6 3.5L		U	N/S	N/S
L4 1.5L	P5		N/S	N/S	<b>TUNDRA</b>				
L4 1.5L 1497cc	1NZFE		N/S	N/S	V8 4.6L 4608cc	1URFE		N/S	N/S
<b>YARIS iA</b>					V8 5.7L 5663cc 345 CID	3URFE		N/S	N/S
L4 1.5L 1			N/S	N/S	V8 5.7L 5663cc 345 CID Flex			N/S	N/S
<b>2016</b>					<b>VENZA</b>				
<b>4 RUNNER</b>					L4 2.7L 2672cc 163 CID	1ARFE	E	N/S	N/S
V6 4L 3956CC 241CID		U	N/S	N/S	V6 3.5L 3456cc		K	N/S	N/S
<b>AVALON</b>					<b>YARIS</b>				
V6 3.5L 3456cc		K	N/S	N/S	L4 1.5L	P5		N/S	N/S
<b>AVALON HYBRID</b>					L4 1.5L 1497cc	1NZFE		N/S	N/S
L4 2.5L 2487CC Electric/Gas	A25A-FXS	K	N/S	N/S	<b>2015</b>				
<b>AVANZA</b>					<b>4 RUNNER</b>				
L4 1.5L 1495cc (Mex.)			N/S	N/S	V6 4L 3956CC 241CID		U	N/S	N/S
<b>CAMRY</b>					<b>AVALON</b>				
L4 2.5L 2487CC		F	N/S	N/S	V6 3.5L 3456cc		K	N/S	N/S
V6 3.5L 3456cc		K	N/S	N/S	<b>AVALON HYBRID</b>				
<b>CAMRY HYBRID</b>					L4 2.5L 2487CC Electric/Gas	A25A-FXS	K	N/S	N/S
L4 2.5L 2487CC Electric/Gas	A25A-FXS	D	N/S	N/S	<b>AVANZA</b>				
<b>COROLLA</b>					L4 1.5L 1495cc (Mex.)			N/S	N/S
L4 1.8L 1798cc	2ZRFE	K	N/S	N/S	<b>CAMRY</b>				
<b>HIACE</b>					L4 2.5L 2487CC		F	N/S	N/S
L4 2.7L 2694cc (Mex.)			N/S	N/S	V6 3.5L 3456cc		K	N/S	N/S
<b>HIGHLANDER</b>					<b>CAMRY HYBRID</b>				
L4 2.7L 2672cc 163 CID	1ARFE	A	N/S	N/S	L4 2.5L 2487CC Electric/Gas	A25A-FXS	D	N/S	N/S
V6 3.5L 3456cc			N/S	N/S	<b>COROLLA</b>				
<b>HIGHLANDER HYBRID</b>					L4 1.8L 1798cc	2ZRFAE	P	N/S	N/S
V6 3.5L 3456cc Electric/Gas	2GRFXE		N/S	N/S	2ZRFE	K	N/S	N/S	
<b>LAND CRUISER</b>					<b>HIACE</b>				
V8 5.7L 5663cc 345 CID	3URFE	3526		N/A	L4 2.7L 2694cc (Mex.)			N/S	N/S
<b>MIRAI</b>					<b>HIGHLANDER</b>				
w / Electric/Hydrogen Eng. Electric/Gas/Hydrogen			N/S	N/S	L4 2.7L 2672cc 163 CID	1ARFE	A	N/S	N/S
<b>PRIUS</b>					V6 3.5L 3456cc			N/S	N/S
L4 1.8L 1798cc 110 CID Electric/Gas	2ZRFXE	N	N/S	N/S	<b>HIGHLANDER HYBRID</b>				
<b>PRIUS C</b>					V6 3.5L 3456cc Electric/Gas	2GRFXE		N/S	N/S
L4 1.5L 1497cc 91 CID Electric/Gas	1NZFXE		N/S	N/S	<b>LAND CRUISER</b>				
<b>PRIUS PLUG-IN</b>					V8 5.7L 5663cc 345 CID	3URFE	3526		N/A
L4 1.8L 1798cc 110 CID Electric/Gas	2ZRFXE		N/S	N/S	<b>PRIUS</b>				
<b>PRIUS V</b>					L4 1.8L 1798cc 110 CID Electric/Gas	2ZRFXE	N	N/S	N/S
L4 1.8L 1798cc 110 CID Electric/Gas	2ZRFXE	N	N/S	N/S	<b>PRIUS C</b>				
<b>RAV4</b>					L4 1.5L 1497cc 91 CID Electric/Gas	1NZFXE		N/S	N/S
L4 2.5L 2487CC		F	N/S	N/S	<b>PRIUS PLUG-IN</b>				
L4 2.5L 2487CC Electric/Gas	A25A-FXS	F	N/S	N/S	L4 1.8L 1798cc 110 CID Electric/Gas	2ZRFXE		N/S	N/S
<b>RAV4 Hybrid</b>					<b>PRIUS V</b>				
L4 2.5L 2500CC 153CID			N/S	N/S	L4 1.8L 1798cc 110 CID Electric/Gas	2ZRFXE	N	N/S	N/S
<b>SEQUOIA</b>					<b>RAV4</b>				
V8 5.7L 5663cc 345 CID	3URFE	Y	N/S	N/S	L4 2.5L 2487CC		F	N/S	N/S
V8 5.7L 5663cc 345 CID Flex		W	N/S	N/S	<b>SEQUOIA</b>				
<b>SIENNA</b>					V8 5.7L 5663cc 345 CID	3URFE	Y	N/S	N/S
V6 3.5L 3456cc		K	N/S	N/S	V8 5.7L 5663cc 345 CID Flex		W	N/S	N/S
<b>SIENNA</b>					<b>SIENNA</b>				
					V6 3.5L 3456cc		K	N/S	N/S

See pages 13-16 for footnotes.





Pass Car Light Truck Fuel Filter Section

TOYOTA 2015-2013

Year/Año/Année Model/Modelo/Modèle Engine/Motor/Moteur	Eng. Code Código de motor Code moteur	VIN NIV NIV	GOLD Fuel Combustible Carburant	ProSelect Fuel Combustible Carburant	Year/Año/Année Model/Modelo/Modèle Engine/Motor/Moteur	Eng. Code Código de motor Code moteur	VIN NIV NIV	GOLD Fuel Combustible Carburant	ProSelect Fuel Combustible Carburant
<b>TOYOTA (Cont'd/Suite)</b>					<b>TOYOTA (Cont'd/Suite)</b>				
<b>2015 (Cont'd/Suite)</b>					<b>2014 (Cont'd/Suite)</b>				
<b>TACOMA</b>					<b>SEQUOIA</b>				
L4 2.7L 2694cc	2TRFE	X	N/S	N/S	V8 5.7L 5663cc 345 CID	3URFE	Y	N/S	N/S
V6 4L 3956CC 241CID		U	N/S	N/S	V8 5.7L 5663cc 345 CID Flex		W	N/S	N/S
<b>TUNDRA</b>					<b>SIENNA</b>				
V8 4.6L 4608cc	1URFE		N/S	N/S	V6 3.5L 3456cc		K	N/S	N/S
V8 5.7L 5663cc 345 CID	3URFE		N/S	N/S	<b>TACOMA</b>				
V8 5.7L 5663cc 345 CID Flex			N/S	N/S	L4 2.7L 2694cc	2TRFE	X	N/S	N/S
<b>VENZA</b>					V6 4L 3956CC 241CID				
L4 2.7L 2672cc 163 CID	1ARFE	E	N/S	N/S	<b>TUNDRA</b>				
V6 3.5L 3456cc		K	N/S	N/S	V6 4L 3956CC 241CID			N/S	N/S
<b>YARIS</b>					V8 4.6L 4608cc				
L4 1.5L 1497cc	1NZFE		N/S	N/S	V8 5.7L 5663cc 345 CID	1URFE		N/S	N/S
<b>2014</b>					V8 5.7L 5663cc 345 CID Flex				
<b>4 RUNNER</b>					<b>VENZA</b>				
V6 4L 3956CC 241CID		U	N/S	N/S	L4 2.7L 2672cc 163 CID	1ARFE	E	N/S	N/S
<b>AVALON</b>					V6 3.5L 3456cc				
V6 3.5L 3456cc		K	N/S	N/S	<b>YARIS</b>				
<b>AVALON HYBRID</b>					L4 1.5L 1497cc				
L4 2.5L 2487CC Electric/Gas	A25A-FXS	K	N/S	N/S		1NZFE		N/S	N/S
<b>AVANZA</b>					<b>2013</b>				
L4 1.5L 1495cc (Mex.)			N/S	N/S	<b>4 RUNNER</b>				
<b>CAMRY</b>					V6 4L 3956CC 241CID				
L4 2.5L 2487CC		F	N/S	N/S	<b>AVALON</b>				
V6 3.5L 3456cc		K	N/S	N/S	V6 3.5L 3456cc				
<b>CAMRY HYBRID</b>					<b>AVALON HYBRID</b>				
L4 2.5L 2487CC Electric/Gas	A25A-FXS	D	N/S	N/S	L4 2.5L 2487CC Electric/Gas				
<b>COROLLA</b>					A25A-FXS				
L4 1.8L 1798cc	2ZRFAE	P	N/S	N/S	L4 1.5L 1495cc (Mex.)				
	2ZRFE	U	N/S	N/S	<b>CAMRY</b>				
<b>FJ CRUISER</b>					L4 2.5L 2487CC				
V6 4L 3956CC 241CID		U	N/A	N/A	V6 3.5L 3456cc				
<b>HIACE</b>					<b>CAMRY HYBRID</b>				
L4 2.7L 2694cc (Mex.)			N/S	N/S	L4 2.5L 2487CC Electric/Gas				
<b>HIGHLANDER</b>					A25A-FXS				
L4 2.7L 2672cc 163 CID	1ARFE	A	N/S	N/S	L4 2.5L 2487CC				
V6 3.5L 3456cc			N/S	N/S	V6 3.5L 3456cc				
<b>HIGHLANDER HYBRID</b>					<b>COROLLA</b>				
V6 3.5L 3456cc Electric/Gas	2GRFXE		N/S	N/S	L4 1.8L 1798cc				
<b>HILUX</b>					2ZRFE				
L4 3.0L (1KDFTV) Diesel (Mex.)			308429	N/A	L4 2.4L 2362cc (Mex.)				
<b>LAND CRUISER</b>					<b>FJ CRUISER</b>				
V8 5.7L 5663cc 345 CID	3URFE		3526	N/A	V6 4L 3956CC 241CID				
<b>MATRIX</b>					<b>HIACE</b>				
L4 1.8L 1798cc	2ZRFE	U	N/S	N/S	L4 2.7L 2694cc (Mex.)				
<b>PRIUS</b>					<b>HIGHLANDER</b>				
L4 1.8L 1798cc 110 CID Electric/Gas	2ZRFXE	N	N/S	N/S	L4 2.7L 2672cc 163 CID				
<b>PRIUS C</b>					V6 3.5L 3456cc				
L4 1.5L 1497cc 91 CID Electric/Gas	1NZFXE		N/S	N/S	<b>HIGHLANDER HYBRID</b>				
<b>PRIUS PLUG-IN</b>					V6 3.5L 3456cc Electric/Gas				
L4 1.8L 1798cc 110 CID Electric/Gas	2ZRFXE		N/S	N/S	2GRFXE				
<b>PRIUS V</b>					<b>HILUX</b>				
L4 1.8L 1798cc 110 CID Electric/Gas	2ZRFXE	N	N/S	N/S	L4 2.5L 2494cc (2KDFTV) Diesel (Mex.)				
<b>RAV4</b>					L4 3.0L (1KDFTV) Diesel (Mex.)				
L4 2.5L 2487CC		F	N/S	N/S	<b>LAND CRUISER</b>				
					V8 5.7L 5663cc 345 CID				
					<b>MATRIX</b>				
					L4 1.8L 1798cc				
					L4 2.4L 2362cc				
					<b>PRIUS</b>				
					L4 1.8L 1798cc 110 CID Electric/Gas				

See pages 13-16 for footnotes.

*Italicized Part Numbers May Not Be Available.*  
 Las piezas con números en *italicas* pueden no estar disponibles.  
 Les numéros de pièce en *italiques* peuvent ne pas être disponibles.



Year/Año/Année Model/Modelo/Modèle Engine/Motor/Moteur	Eng. Code Código de motor Code moteur	VIN NIV NIV	GOLD Fuel Combustible Carburant	ProSelect Fuel Combustible Carburant	Year/Año/Année Model/Modelo/Modèle Engine/Motor/Moteur	Eng. Code Código de motor Code moteur	VIN NIV NIV	GOLD Fuel Combustible Carburant	ProSelect Fuel Combustible Carburant
<b>TOYOTA (Cont'd/Suite)</b>					<b>TOYOTA (Cont'd/Suite)</b>				
<b>2013 (Cont'd/Suite)</b>					<b>2012 (Cont'd/Suite)</b>				
<b>PRIUS C</b>					<b>MATRIX</b>				
L4 1.5L 1497cc 91 CID Electric/Gas	1NZFXE		N/S	N/S	L4 1.8L 1798cc	2ZRFE	U	N/S	N/S
<b>PRIUS PLUG-IN</b>					<b>PRIUS</b>				
L4 1.8L 1798cc 110 CID Electric/Gas	2ZRFXE		N/S	N/S	L4 2.4L 2362cc	2AZFE	E	N/S	N/S
<b>PRIUS V</b>					<b>PRIUS C</b>				
L4 1.8L 1798cc 110 CID Electric/Gas	2ZRFXE	N	N/S	N/S	L4 1.8L 1798cc 110 CID Electric/Gas	2ZRFXE	N	N/S	N/S
<b>RAV4</b>					<b>PRIUS PLUG-IN</b>				
L4 2.5L 2487CC		F	N/S	N/S	L4 1.5L 1497cc 91 CID Electric/Gas	1NZFXE		N/S	N/S
<b>SEQUOIA</b>					<b>PRIUS V</b>				
V8 5.7L 5663cc 345 CID	3URFE	Y	N/S	N/S	L4 1.8L 1798cc 110 CID Electric/Gas	2ZRFXE	N	N/S	N/S
V8 5.7L 5663cc 345 CID Flex		W	N/S	N/S	<b>RAV4</b>				
<b>SIENNA</b>					<b>RAV4</b>				
L4 2.7L 2672cc 163 CID	1ARFE	A	N/S	N/S	L4 2.5L 2487CC		F	N/S	N/S
V6 3.5L 3456cc		K	N/S	N/S	V6 3.5L 3456cc		K	N/S	N/S
<b>TACOMA</b>					<b>SEQUOIA</b>				
L4 2.7L 2694cc	2TRFE	X	N/S	N/S	V8 4.6L 4608cc	1URFE	M	N/S	N/S
V6 4L 3956CC 241CID		U	N/S	N/S	V8 5.7L 5663cc 345 CID	3URFE	Y	N/S	N/S
<b>TUNDRA</b>					<b>SIENNA</b>				
V6 4L 3956CC 241CID		U	N/S	N/S	L4 2.7L 2672cc 163 CID	1ARFE	A	N/S	N/S
V8 4.6L 4608cc	1URFE	M	N/S	N/S	V6 3.5L 3456cc		K	N/S	N/S
V8 5.7L 5663cc 345 CID	3URFE	Y	N/S	N/S	<b>TACOMA</b>				
V8 5.7L 5663cc 345 CID Flex			N/S	N/S	L4 2.7L 2693cc	2TRFE	X	N/S	N/S
<b>VENZA</b>					<b>TUNDRA</b>				
L4 2.7L 2672cc 163 CID	1ARFE	E	N/S	N/S	V6 4L 3956CC 241CID		U	N/S	N/S
V6 3.5L 3456cc		K	N/S	N/S	V8 4.6L 4608cc	1URFE	M	N/S	N/S
<b>YARIS</b>					<b>VENZA</b>				
L4 1.5L 1497cc	1NZFE		N/S	N/S	L4 2.7L 2672cc 163 CID	1ARFE	E	N/S	N/S
<b>2012</b>					<b>YARIS</b>				
<b>4 RUNNER</b>					<b>YARIS</b>				
V6 4L 3956CC 241CID			N/S	N/S	L4 1.5L 1497cc	1NZFE		N/S	N/S
<b>AVALON</b>					<b>2011</b>				
V6 3.5L 3456cc		K	N/S	N/S	<b>4 RUNNER</b>				
<b>AVANZA</b>					<b>4 RUNNER</b>				
L4 1.5L 1495cc (Mex.)			N/S	N/S	V6 4L 3956CC 241CID		U	N/S	N/S
<b>CAMRY</b>					<b>AVALON</b>				
L4 2.5L 2487CC		F	N/S	N/S	V6 3.5L 3456cc		K	N/S	N/S
V6 3.5L 3456cc		K	N/S	N/S	<b>AVANZA</b>				
<b>CAMRY HYBRID</b>					<b>CAMRY</b>				
L4 2.5L 2487CC Electric/Gas	A25A-FXS	D	N/S	N/S	L4 2.4L 2362cc (Mex.)			N/R	N/R
<b>COROLLA</b>					<b>CAMRY HYBRID</b>				
L4 1.8L 1798cc	2ZRFE	L,U	N/S	N/S	L4 2.4L 2362cc Electric/Gas	2AZFXE	B	N/S	N/S
L4 2.4L 2362cc	2AZFE	E	N/S	N/S	<b>COROLLA</b>				
<b>FJ CRUISER</b>					<b>COROLLA</b>				
V6 4L 3956CC 241CID		U	N/A	N/A	L4 1.8L 1798cc	2ZRFE	L,U	N/S	N/S
<b>HIACE</b>					<b>FJ CRUISER</b>				
L4 2.7L 2694cc (Mex.)			N/S	N/S	V6 4L 3956CC 241CID		U	N/A	N/A
<b>HIGHLANDER</b>					<b>2010</b>				
L4 2.7L 2672cc 163 CID	1ARFE	A	N/S	N/S	<b>4 RUNNER</b>				
V6 3.5L 3456cc		K	N/S	N/S	<b>4 RUNNER</b>				
<b>HIGHLANDER HYBRID</b>					<b>4 RUNNER</b>				
V6 3.5L 3456cc Electric/Gas	2GRFXE	C	N/S	N/S	V6 4L 3956CC 241CID		U	N/S	N/S
<b>HILUX</b>					<b>4 RUNNER</b>				
L4 2.5L 2494cc (2KDFTV) Diesel (Mex.)			308429	N/A	<b>4 RUNNER</b>				
L4 3.0L (1KDFTV) Diesel (Mex.)			308429	N/A	<b>4 RUNNER</b>				

See pages 13-16 for footnotes.



Pass Car Light Truck Fuel Filter Section

TOYOTA 2011-2009

Year/Año/Année Model/Modelo/Modèle Engine/Motor/Moteur	Eng. Code Código de motor Code moteur	VIN NIV NIV	GOLD Fuel Combustible Carburant	ProSelect Fuel Combustible Carburant	Year/Año/Année Model/Modelo/Modèle Engine/Motor/Moteur	Eng. Code Código de motor Code moteur	VIN NIV NIV	GOLD Fuel Combustible Carburant	ProSelect Fuel Combustible Carburant
<b>TOYOTA (Cont'd/Suite)</b>					<b>TOYOTA (Cont'd/Suite)</b>				
<b>2011 (Cont'd/Suite)</b>					<b>2010 (Cont'd/Suite)</b>				
<b>HIACE</b>					<b>COROLLA</b>				
L4 2.7L 2694cc (Mex.)			N/S	N/S	L4 1.8L 1798cc	2ZRFE	LJ	N/S	N/S
<b>HIGHLANDER</b>					L4 2.4L 2362cc	2AZFE	E	N/S	N/S
L4 2.7L 2672cc 163 CID	1ARFE	A	N/S	N/S	<b>FJ CRUISER</b>				
V6 3.5L 3456cc		K	N/S	N/S	V6 4L 3956CC 241CID		U	N/A	N/A
<b>HIGHLANDER HYBRID</b>					<b>HIACE</b>				
V6 3.5L 3456cc Electric/Gas	2GRFXE	C	N/S	N/S	L4 2.5L 2494cc (2KDFTV) Diesel (Mex.)			3138	N/A
<b>HILUX</b>					L4 2.7L (Mex.)			N/S	N/S
L4 2.5L 2494cc (2KDFTV) Diesel (Mex.)			308429	N/A	<b>HIGHLANDER</b>				
L4 3.0L (1KDFTV) Diesel (Mex.)			308429	N/A	L4 2.7L 2672cc 163 CID	1ARFE	A	N/S	N/S
<b>LAND CRUISER</b>					V6 3.5L 3456cc		K	N/S	N/S
V8 5.7L 5663cc 345 CID	3URFE	Y	N/S	N/S	<b>HIGHLANDER HYBRID</b>				
<b>MATRIX</b>					V6 3.3L 3300cc Electric/Gas	3MZFE	W	N/S	N/S
L4 1.8L 1798cc	2ZRFE	U	N/S	N/S	<b>HILUX</b>				
L4 2.4L 2362cc	2AZFE	E	N/S	N/S	L4 2.5L 2494cc (2KDFTV) Diesel (Mex.)			308429	N/A
<b>PRIUS</b>					L4 3.0L (1KDFTV) Diesel (Mex.)			308429	N/A
L4 1.8L 1798cc 110 CID Electric/Gas	2ZRFXE	N	N/S	N/S	<b>LAND CRUISER</b>				
<b>RAV4</b>					V8 5.7L 5663cc 345 CID	3URFE	Y	N/S	N/S
L4 2.5L 2487CC		F	N/S	N/S	<b>MATRIX</b>				
V6 3.5L 3456cc		K	N/S	N/S	L4 1.8L 1798cc	2ZRFE	U	N/S	N/S
<b>SEQUOIA</b>					L4 2.4L 2362cc	2AZFE	E	N/S	N/S
V8 4.6L 4608cc	1URFE	M	N/S	N/S	<b>PRIUS</b>				
V8 5.7L 5663cc 345 CID	3URFE	Y	N/S	N/S	L4 1.8L 1798cc 110 CID Electric/Gas	2ZRFXE	N	N/S	N/S
V8 5.7L 5663cc 345 CID Flex		W	N/S	N/S	<b>RAV4</b>				
<b>SIENNA</b>					L4 2.5L 2487CC		F	N/S	N/S
L4 2.7L 2672cc 163 CID	1ARFE	A	N/S	N/S	V6 3.5L 3456cc		K	N/S	N/S
V6 3.5L 3456cc		K	N/S	N/S	<b>SEQUOIA</b>				
<b>TACOMA</b>					V8 4.6L 4608cc	1URFE	M	N/S	N/S
L4 2.7L 2693cc	2TRFE	X	N/S	N/S	V8 5.7L 5663cc 345 CID	3URFE	Y	N/S	N/S
V6 4L 3956CC 241CID		U	N/S	N/S	V8 5.7L 5663cc 345 CID Flex		W	N/S	N/S
<b>TUNDRA</b>					<b>SIENNA</b>				
V6 4L 3956CC 241CID		U	N/S	N/S	V6 3.5L 3456cc		K	N/S	N/S
V8 4.6L 4608cc	1URFE	M	N/S	N/S	<b>TACOMA</b>				
V8 5.7L 5663cc 345 CID	3URFE	Y	N/S	N/S	L4 2.7L 2693cc	2TRFE	X	N/S	N/S
V8 5.7L 5663cc 345 CID Flex			N/S	N/S	V6 4L 3956CC 241CID		U	N/S	N/S
<b>VENZA</b>					<b>TUNDRA</b>				
L4 2.7L 2672cc 163 CID	1ARFE	E	N/S	N/S	V6 4L 3956CC 241CID		U	N/S	N/S
V6 3.5L 3456cc		K	N/S	N/S	V8 4.6L 4608cc	1URFE	M	N/S	N/S
<b>YARIS</b>					V8 5.7L 5663cc 345 CID	3URFE	Y	N/S	N/S
L4 1.5L 1497cc	1NZFE		N/S	N/S	V8 5.7L 5663cc 345 CID Flex			N/S	N/S
<b>2010</b>					<b>VENZA</b>				
<b>4 RUNNER</b>					L4 2.7L 2672cc 163 CID	1ARFE	E	N/S	N/S
L4 2.7L 2693cc	2TRFE	X	N/S	N/S	V6 3.5L 3456cc		K	N/S	N/S
V6 4L 3956CC 241CID		U	N/S	N/S	<b>YARIS</b>				
<b>AVALON</b>					L4 1.5L 1497cc	1NZFE		N/S	N/S
V6 3.5L 3456cc		K	N/S	N/S	<b>2009</b>				
<b>AVANZA</b>					<b>4 RUNNER</b>				
L4 1.5L 1495cc (Mex.)			N/S	N/S	V6 4L 3956CC 241CID		U	N/S	N/S
<b>CAMRY</b>					V8 4.7L 4663cc	2UZFE	T	N/S	N/S
L4 2.4L 2362cc (Mex.)			N/R	N/R	<b>AVALON</b>				
L4 2.5L 2487CC		F	N/S	N/S	V6 3.5L 3456cc		K	N/S	N/S
V6 3.5L 3456cc		K	N/S	N/S	<b>CAMRY</b>				
<b>CAMRY HYBRID</b>					L4 2.4L 2362cc	2AZFE	E	N/S	N/S
L4 2.4L 2362cc Electric/Gas	2AZFXE	B	N/S	N/S	V6 3.5L 3456cc		K	N/S	N/S

See pages 13-16 for footnotes.

*Italicized Part Numbers May Not Be Available.*  
 Las piezas con números en *italicas* pueden no estar disponibles.  
 Les numéros de pièce en *italiques* peuvent ne pas être disponibles.



Year/Año/Année Model/Modelo/Modèle Engine/Motor/Moteur	Eng. Code Código de motor Code moteur	VIN NIV NIV	GOLD Fuel Combustible Carburant	ProSelect Fuel Combustible Carburant	Year/Año/Année Model/Modelo/Modèle Engine/Motor/Moteur	Eng. Code Código de motor Code moteur	VIN NIV NIV	GOLD Fuel Combustible Carburant	ProSelect Fuel Combustible Carburant
--	---	-------------------	--	---	--	---	-------------------	--	---

**TOYOTA (Cont'd/Suite)**

**TOYOTA (Cont'd/Suite)**

**2009** (Cont'd/Suite)

**2008** (Cont'd/Suite)

<b>CAMRY HYBRID</b>				
L4 2.4L 2362cc Electric/Gas	2AZFXE	B	N/S	N/S
<b>COROLLA</b>				
L4 1.8L 1798cc	2ZRFE	LU	N/S	N/S
L4 2.4L 2362cc	2AZFE	E	N/S	N/S
<b>FJ CRUISER</b>				
V6 4L 3956CC 241CID		U	N/A	N/A
<b>HIACE</b>				
L4 2.5L 2494cc (2KDFTV) Diesel (Mex.)			3138	N/A
L4 2.7L 2694cc (Mex.)			N/S	N/S
<b>HIGHLANDER</b>				
L4 2.7L 2672cc 163 CID	1ARFE	A	N/S	N/S
V6 3.5L 3456cc		S	N/S	N/S
<b>HIGHLANDER HYBRID</b>				
V6 3.3L 3300cc Electric/Gas	3MZFE	W	N/S	N/S
<b>HILUX</b>				
L4 2.5L 2494cc (2KDFTV) Diesel (Mex.)			308429	N/A
L4 3.0L (1KDFTV) Diesel (Mex.)			308429	N/A
<b>LAND CRUISER</b>				
V8 5.7L 5663cc 345 CID	3URFE	Y	N/S	N/S
<b>MATRIX</b>				
L4 1.8L 1798cc	2ZRFE	U	N/S	N/S
L4 2.4L 2362cc	2AZFE	E	N/S	N/S
<b>PRIUS</b>				
L4 1.5L 1497cc Electric/Gas	1NZFXE		N/S	N/S
<b>RAV4</b>				
L4 2.5L 2487CC		F	N/S	N/S
V6 3.5L 3456cc		K	N/S	N/S
<b>SEQUOIA</b>				
V8 4.7L 4663cc	2UZFE	T	3410	23410
V8 5.7L 5663cc 345 CID	3URFE	Y	N/S	N/S
V8 5.7L 5663cc 345 CID Flex		W	N/S	N/S
<b>SIENNA</b>				
V6 3.5L 3456cc		K	N/S	N/S
<b>TACOMA</b>				
L4 2.7L 2694cc	2TRFE		N/S	N/S
V6 4L 3956CC 241CID		U	N/S	N/S
<b>TUNDRA</b>				
V6 4L 3956CC 241CID		U	N/S	N/S
V8 4.7L 4663cc	2UZFE	T	N/S	N/S
V8 5.7L 5663cc 345 CID	3URFE		N/S	N/S
V8 5.7L 5663cc 345 CID Flex			N/S	N/S
<b>VENZA</b>				
L4 2.7L 2672cc 163 CID	1ARFE	E	N/S	N/S
V6 3.5L 3456cc		K	N/S	N/S
<b>YARIS</b>				
L4 1.5L 1497cc	1NZFE		N/S	N/S

**2008**

<b>4 RUNNER</b>				
V6 4L 3956CC 241CID		U	N/S	N/S
V8 4.7L 4663cc	2UZFE	T	N/S	N/S
<b>AVALON</b>				
V6 3.5L 3456cc		K	N/S	N/S

<b>CAMRY</b>				
L4 2.4L 2362cc	2AZFE	E	N/S	N/S
V6 3.5L 3456cc		K	N/S	N/S
<b>CAMRY HYBRID</b>				
L4 2.4L 2362cc Electric/Gas	2AZFXE	B	N/S	N/S
<b>COROLLA</b>				
L4 1.8L 1794cc	1ZZFE	R	N/S	N/S
<b>FJ CRUISER</b>				
V6 4L 3956CC 241CID		U	N/A	N/A
<b>HIACE</b>				
L4 2.5L 2494cc (2KDFTV) Diesel (Mex.)			3138	N/A
L4 2.7L 2694cc (Mex.)			N/S	N/S
<b>HIGHLANDER</b>				
V6 3.5L 3456cc		S	N/S	N/S
<b>HIGHLANDER HYBRID</b>				
V6 3.3L 3300cc Electric/Gas	3MZFE	W	N/S	N/S
<b>HILUX</b>				
L4 2.5L 2494cc (2KDFTV) Diesel (Mex.)			308429	N/A
L4 3.0L (1KDFTV) Diesel (Mex.)			308429	N/A
<b>LAND CRUISER</b>				
V8 5.7L 5663cc 345 CID	3URFE	Y	N/S	N/S
<b>MATRIX</b>				
L4 1.8L 1794cc	1ZZFE	R	N/S	N/S
<b>PRIUS</b>				
L4 1.5L 1497cc Electric/Gas	1NZFXE		N/S	N/S
<b>RAV4</b>				
L4 2.4L 2362cc	2AZFE	D	N/S	N/S
V6 3.5L 3456cc		K	N/S	N/S
<b>SEQUOIA</b>				
V8 4.7L 4663cc	2UZFE	T	3410	23410
V8 5.7L 5663cc 345 CID	3URFE	Y	N/S	N/S
<b>SIENNA</b>				
V6 3.5L 3456cc		K	N/S	N/S
<b>SOLARA</b>				
L4 2.4L 2362cc	2AZFE	E	N/S	N/S
V6 3.3L 3300cc	3MZFE	A	N/S	N/S
<b>TACOMA</b>				
L4 2.7L 2693cc	2TRFE	X	N/S	N/S
V6 4L 3956CC 241CID		U	N/S	N/S
<b>TACOMA X-RUNNER</b>				
V6 4L 3956CC 241CID		U	N/S	N/S
<b>TUNDRA</b>				
V6 4L 3956CC 241CID		U	N/S	N/S
V8 4.7L 4663cc	2UZFE	T	N/S	N/S
V8 5.7L 5663cc 345 CID	3URFE	V	N/S	N/S
<b>YARIS</b>				
L4 1.5L 1497cc	1NZFE		N/S	N/S

**2007**

<b>4 RUNNER</b>				
V6 4L 3956CC 241CID		U	N/S	N/S
V8 4.7L 4663cc	2UZFE	T	N/S	N/S
<b>AVALON</b>				
V6 3.5L 3456cc		K	N/S	N/S

See pages 13-16 for footnotes.

*Italicized Part Numbers May Not Be Available.*  
Las piezas con números en *italicas* pueden no estar disponibles.  
Les numéros de pièce en *italiques* peuvent ne pas être disponibles.



Pass Car Light Truck Fuel Filter Section

TOYOTA 2007-2006

Year/Año/Année Model/Modelo/Modèle Engine/Motor/Moteur	Eng. Code Código de motor Code moteur	VIN NIV NIV	GOLD Fuel Combustible Carburant	ProSelect Fuel Combustible Carburant	Year/Año/Année Model/Modelo/Modèle Engine/Motor/Moteur	Eng. Code Código de motor Code moteur	VIN NIV NIV	GOLD Fuel Combustible Carburant	ProSelect Fuel Combustible Carburant
<b>TOYOTA (Cont'd/Suite)</b>					<b>TOYOTA (Cont'd/Suite)</b>				
<b>2007 (Cont'd/Suite)</b>					<b>2006 (Cont'd/Suite)</b>				
<b>CAMRY</b>					<b>AVALON</b>				
L4 2.4L 2362cc	2AZFE	E	N/S	N/S	V6 3.5L 3456cc		K	N/S	N/S
V6 3.5L 3456cc		K	N/S	N/S	<b>CAMRY</b>				
<b>CAMRY HYBRID</b>					L4 2.4L 2362cc				
L4 2.4L 2362cc Electric/Gas	2AZFXE	B	N/S	N/S		2AZFE	E	N/S	N/S
<b>COROLLA</b>					V6 3.0L 2995cc				
L4 1.8L 1794cc	1ZZFE	R	N/S	N/S		1MZFE	F	N/S	N/S
<b>FJ CRUISER</b>					V6 3.3L 3300cc				
V6 4L 3956CC 241CID		U	N/A	N/A	<b>COROLLA</b>				
<b>HIACE</b>					L4 1.8L 1795cc				
L4 2.5L 2494cc (2KDFTV) Diesel (Mex.)			3138	N/A		1ZZFE	R	N/S	N/S
L4 2.7L 2694cc (Mex.)			N/A	N/A		2ZZGE		N/S	N/S
<b>HIGHLANDER</b>					<b>HIACE</b>				
L4 2.4L (Mex.)			N/S	N/S	L4 2.5L 2494cc (2KDFTV) Diesel (Mex.)				
L4 2.4L 2362cc	2AZFE	D	N/S	N/S				3138	N/A
V6 3.3L (Mex.)			N/S	N/S	L4 2.7L 2694cc (Mex.)				
V6 3.3L 3300cc	3MZFE	P	N/S	N/S				N/A	N/A
<b>HIGHLANDER HYBRID</b>					<b>HIGHLANDER</b>				
V6 3.3L 3300cc Electric/Gas	3MZFE	W	N/S	N/S	L4 2.4L (Mex.)				
<b>HILUX</b>					L4 2.4L 2362cc				
L4 2.5L 2494cc (2KDFTV) Diesel (Mex.)			308429	N/A		2AZFE		N/S	N/S
L4 3.0L (1KDFTV) Diesel (Mex.)			308429	N/A	V6 3.3L (Mex.)				
<b>LAND CRUISER</b>					V6 3.3L 3300cc				
V8 4.7L 4663cc	2UZFE	T	N/A <sup>139</sup> 3526 <sup>138</sup>	N/A <sup>139</sup> N/A <sup>138</sup>		3MZFE	P	N/S	N/S
<b>MATRIX</b>					<b>HIGHLANDER HYBRID</b>				
L4 1.8L 1794cc	1ZZFE	R	N/S	N/S	V6 3.3L 3300cc Electric/Gas				
<b>PRIUS</b>					<b>HILUX</b>				
L4 1.5L 1497cc Electric/Gas	1NZFXE		N/S	N/S	L4 2.5L 2494cc (2KDFTV) Diesel (Mex.)				
<b>RAV4</b>					L4 3.0L (1KDFTV) Diesel (Mex.)				
L4 2.4L 2362cc	2AZFE	D	N/S	N/S				308429	N/A
V6 3.5L 3456cc		K	N/S	N/S	<b>LAND CRUISER</b>				
<b>SEQUOIA</b>					V8 4.7L 4663cc				
V8 4.7L 4663cc	2UZFE	T	3410	23410		2UZFE	T	N/A <sup>139</sup> 3526 <sup>138</sup>	N/A <sup>139</sup> N/A <sup>138</sup>
<b>SIENNA</b>					<b>MATRIX</b>				
V6 3.5L 3456cc		K	N/S	N/S	L4 1.8L 1794cc				
<b>SOLARA</b>					L4 1.8L 1795cc				
L4 2.4L 2362cc	2AZFE	E	N/S	N/S		1ZZFE	R	N/S	N/S
V6 3.3L 3300cc	3MZFE	A	N/S	N/S	<b>MR-2 SPYDER</b>				
<b>TACOMA</b>					L4 1.8L 1794cc (Mex.)				
L4 2.7L 2693cc	2TRFE	X	N/S	N/S		1ZZFE		N/S	N/S
V6 4L 3956CC 241CID		U	N/S	N/S	<b>PRIUS</b>				
<b>TACOMA X-RUNNER</b>					L4 1.5L 1497cc Electric/Gas				
V6 4L 3956CC 241CID		U	N/S	N/S		1NZFXE		N/S	N/S
<b>TUNDRA</b>					<b>RAV4</b>				
V6 4L 3956CC 241CID		U	N/S	N/S	L4 2.4L 2362cc				
V8 4.7L 4663cc	2UZFE	T	N/S	N/S		2AZFE	K	N/S	N/S
V8 5.7L 5663cc 345 CID	3URFE		N/S	N/S	V6 3.5L 3456cc				
<b>YARIS</b>					<b>SEQUOIA</b>				
L4 1.5L 1497cc	1NZFE		N/S	N/S	V8 4.7L 4663cc				
<b>2006</b>					V8 4.7L 4663cc				
<b>4 RUNNER</b>					<b>SIENNA</b>				
V6 4L 3956CC 241CID		U	N/S	N/S	V6 3.3L 3300cc				
V8 4.7L 4663cc	2UZFE	T	N/S	N/S		3MZFE	A	N/S	N/S
<b>2006</b>					<b>SOLARA</b>				
<b>4 RUNNER</b>					L4 2.4L 2362cc				
V6 4L 3956CC 241CID		U	N/S	N/S		2AZFE	E	N/S	N/S
V8 4.7L 4663cc	2UZFE	T	N/S	N/S	V6 3.3L 3300cc				
<b>2006</b>					<b>TACOMA</b>				
<b>4 RUNNER</b>					L4 2.7L 2693cc				
V6 4L 3956CC 241CID		U	N/S	N/S		2TRFE	X	N/S	N/S
V8 4.7L 4663cc	2UZFE	T	N/S	N/S	V6 4L 3956CC 241CID				
<b>2006</b>					<b>TACOMA X-RUNNER</b>				
<b>4 RUNNER</b>					V6 4L 3956CC 241CID				
V6 4L 3956CC 241CID		U	N/S	N/S		2TRFE	X	N/S	N/S
V8 4.7L 4663cc	2UZFE	T	N/S	N/S	V6 4L 3956CC 241CID				
<b>2006</b>					<b>TUNDRA</b>				
<b>4 RUNNER</b>					V6 4L 3956CC 241CID				
V6 4L 3956CC 241CID		U	N/S	N/S		2UZFE	U	N/S	N/S
V8 4.7L 4663cc	2UZFE	T	N/S	N/S	V8 4.7L 4663cc				
<b>2006</b>					<b>YARIS</b>				
<b>4 RUNNER</b>					L4 1.5L 1497cc				
V6 4L 3956CC 241CID		U	N/S	N/S		5EFE	T	N/S	N/S
V8 4.7L 4663cc	2UZFE	T	N/S	N/S	L4 1.5L 1497cc (Mex.)				
<b>2006</b>					L4 1.5L 1497cc (Mex.)				
V6 4L 3956CC 241CID		U	N/S	N/S		5EFE	T	N/S	N/S
V8 4.7L 4663cc	2UZFE	T	N/S	N/S					

P  
a  
s  
s  
C  
a  
r  
L  
i  
g  
h  
t  
T  
r  
u  
c  
k  
F  
u  
e  
l  
F  
i  
l  
t  
e  
r  
s

See pages 13-16 for footnotes.

*Italicized Part Numbers May Not Be Available.*  
Las piezas con números en *italicas* pueden no estar disponibles.  
Les numéros de pièce en *italiques* peuvent ne pas être disponibles.



Year/Año/Année Model/Modelo/Modelé Engine/Motor/Moteur	Eng. Code Código de motor Code moteur	VIN NIV NIV	GOLD Fuel Combustible Carburant	ProSelect Fuel Combustible Carburant	Year/Año/Année Model/Modelo/Modelé Engine/Motor/Moteur	Eng. Code Código de motor Code moteur	VIN NIV NIV	GOLD Fuel Combustible Carburant	ProSelect Fuel Combustible Carburant
<b>TOYOTA (Cont'd/Suite)</b>					<b>TOYOTA (Cont'd/Suite)</b>				
<b>2005</b>					<b>2004</b>				
<b>4 RUNNER</b>					<b>4 RUNNER</b>				
V6 4L 3956CC 241CID		U	N/S	N/S	V6 4L 3956CC 241CID		U	N/S	N/S
V8 4.7L 4663cc	2UZFE	T	N/S	N/S	V8 4.7L 4663cc	2UZFE	T	N/S	N/S
<b>AVALON</b>					<b>AVALON</b>				
V6 3.5L 3456cc		K	N/S	N/S	V6 3.0L 2995cc	1MZFE	F	3581 <sup>138</sup>	23581 <sup>138</sup>
<b>CAMRY</b>					<b>CAMRY</b>				
L4 2.4L 2362cc	2AZFE	E	N/S	N/S	L4 2.4L 2362cc	2AZFE	E	N/S	N/S
V6 3.0L 2995cc	1MZFE	F	N/S	N/S	V6 3.0L 2995cc	1MZFE	F	N/S	N/S
V6 3.3L 3300cc	3MZFE	A	N/S	N/S	V6 3.3L 3300cc	3MZFE	A	N/S	N/S
<b>CELICA</b>					<b>CELICA</b>				
L4 1.8L 1794cc	1ZZFE	R	N/S	N/S	L4 1.8L 1794cc	1ZZFE	R	N/S	N/S
L4 1.8L 1795cc	2ZZGE		N/S	N/S	L4 1.8L 1795cc	2ZZGE		N/S	N/S
<b>COROLLA</b>					<b>COROLLA</b>				
L4 1.8L 1794cc	1ZZFE	R	N/S	N/S	L4 1.8L 1794cc	1ZZFE	R	N/S	N/S
L4 1.8L 1795cc	2ZZGE		N/S	N/S	<b>ECHO</b>				
<b>ECHO</b>					L4 1.5L 1497cc				
L4 1.5L 1497cc	1NZFE		N/S	N/S	<b>HIGHLANDER</b>				
<b>HIGHLANDER</b>					L4 2.4L 2362cc				
L4 2.4L (Mex.)			N/S	N/S	V6 3.3L 3300cc	2AZFE	D	N/S	N/S
L4 2.4L 2362cc	2AZFE	D	N/S	N/S	<b>LAND CRUISER</b>				
V6 3.3L 3300cc	3MZFE		N/S	N/S	V8 4.7L 4663cc	2UZFE		N/A <sup>139</sup> 3526 <sup>138</sup>	N/A <sup>139</sup> N/A <sup>138</sup>
<b>HILUX</b>					<b>MATRIX</b>				
L4 2.5L 2494cc (2KDFTV) Diesel (Mex.)			308429	N/A	L4 1.8L 1794cc	1ZZFE	R	N/S	N/S
L4 3.0L (1KDFTV) Diesel (Mex.)			308429	N/A	L4 1.8L 1795cc	2ZZGE	Y	N/S	N/S
<b>LAND CRUISER</b>					<b>MR-2 SPYDER</b>				
V8 4.7L 4663cc	2UZFE		N/A <sup>139</sup> 3526 <sup>138</sup>	N/A <sup>139</sup> N/A <sup>138</sup>	L4 1.8L 1794cc	1ZZFE		N/S	N/S
<b>MATRIX</b>					<b>PRIUS</b>				
L4 1.8L 1794cc	1ZZFE	R	N/S	N/S	L4 1.5L 1497cc Electric/Gas	1NZFXE		N/S	N/S
L4 1.8L 1795cc	2ZZGE	Y	N/S	N/S	<b>RAV4</b>				
<b>MR-2 SPYDER</b>					L4 2.4L 2362cc				
L4 1.8L 1794cc	1ZZFE		N/S	N/S	<b>SEQUOIA</b>				
<b>PRIUS</b>					V8 4.7L 4663cc				
L4 1.5L 1497cc Electric/Gas	1NZFXE		N/S	N/S	V6 3.3L 3300cc	3MZFE	A	N/S	N/S
<b>RAV4</b>					<b>SOLARA</b>				
L4 2.4L 2362cc	2AZFE		N/S	N/S	L4 2.4L 2362cc	2AZFE	E	N/S	N/S
<b>SEQUOIA</b>					V6 3.3L 3300cc				
V8 4.7L 4663cc	2UZFE	T	3410	23410	L4 2.4L 2362cc	2AZFE	E	N/S	N/S
<b>SIENNA</b>					<b>TACOMA</b>				
V6 3.3L 3300cc	3MZFE	A	N/S	N/S	L4 2.4L 2438cc	2RZFE	L	3687	23687
<b>SOLARA</b>					L4 2.7L 2693cc				
L4 2.4L 2362cc	2AZFE	E	N/S	N/S	V6 3.4L 3378cc	5VZFE	N	3319 <sup>138</sup>	23319 <sup>138</sup>
V6 3.3L 3300cc	3MZFE	A	N/S	N/S	<b>TUNDRA</b>				
<b>TACOMA</b>					V6 3.4L 3378cc				
L4 2.7L 2693cc	2TRFE	X	N/S	N/S	V8 4.7L 4663cc	5VZFE	N	3236 <sup>139</sup>	23236 <sup>139</sup>
V6 4L 3956CC 241CID		U	N/S	N/S	<b>YARIS</b>				
<b>TACOMA X-RUNNER</b>					L4 1.3L 1298cc 2SZFE (Mex.)				
V6 4L 3956CC 241CID		U	N/S	N/S	<b>2003</b>				
<b>TUNDRA</b>					<b>4 RUNNER</b>				
V6 4L 3956CC 241CID		U	N/S	N/S	V6 4L 3956CC 241CID		U	N/S	N/S
V8 4.7L 4663cc	2UZFE	T	N/S	N/S	V8 4.7L 4663cc	2UZFE	T	N/S	N/S
<b>YARIS</b>					<b>AVALON</b>				
L4 1.3L 1298cc (Mex.)			N/S	N/S	V6 3.0L 2995cc	1MZFE	F	3581 <sup>138</sup>	23581 <sup>138</sup>
L4 1.3L 1298cc 2SZFE (Mex.)			N/S	N/S	<b>CAMRY</b>				
<b>2003</b>					L4 2.4L 2362cc				
<b>2003</b>					2AZFE				
<b>2003</b>					E				
<b>2003</b>					N/S				
<b>2003</b>					N/S				

See pages 13-16 for footnotes.



Pass Car Light Truck Fuel Filter Section

TOYOTA 2003-2001

Year/Año/Année Model/Modelo/Modèle Engine/Motor/Moteur	Eng. Code Código de motor Code moteur	VIN NIV NIV	GOLD Fuel Combustible Carburant	ProSelect Fuel Combustible Carburant	Year/Año/Année Model/Modelo/Modèle Engine/Motor/Moteur	Eng. Code Código de motor Code moteur	VIN NIV NIV	GOLD Fuel Combustible Carburant	ProSelect Fuel Combustible Carburant
<b>TOYOTA (Cont'd/Suite)</b>					<b>TOYOTA (Cont'd/Suite)</b>				
<b>2003 (Cont'd/Suite)</b>					<b>2002 (Cont'd/Suite)</b>				
<b>CAMRY (Cont'd/Suite)</b>					<b>ECHO</b>				
V6 3.0L 2995cc	1MZFE	F	N/S	N/S	L4 1.5L 1497cc	1NZFE		N/S	N/S
<b>CELICA</b>					<b>HIGHLANDER</b>				
L4 1.8L 1794cc	1ZZFE	R	N/S	N/S	L4 2.4L 2362cc	2AZFE		N/S	N/S
L4 1.8L 1795cc	2ZZGE		N/S	N/S	V6 3.0L 2995cc	1MZFE		N/S	N/S
<b>COROLLA</b>					<b>LAND CRUISER</b>				
L4 1.8L 1794cc	1ZZFE	R	N/S	N/S	V8 4.7L 4663cc	2UZFE		N/A <sup>139</sup> 3526 <sup>138</sup>	N/A <sup>139</sup> N/A <sup>138</sup>
<b>ECHO</b>					<b>MR-2 SPYDER</b>				
L4 1.5L 1497cc	1NZFE		N/S	N/S	L4 1.8L 1794cc	1ZZFE		N/S	N/S
<b>HIGHLANDER</b>					<b>PRIUS</b>				
L4 2.4L 2362cc	2AZFE		N/S	N/S	L4 1.5L 1497cc Electric/Gas	1NZFXE		N/S	N/S
V6 3.0L 2995cc	1MZFE		N/S	N/S	<b>RAV4</b>				
<b>LAND CRUISER</b>					L4 2.0L 1998cc				
V8 4.7L 4663cc	2UZFE		N/A <sup>139</sup> 3526 <sup>138</sup>	N/A <sup>139</sup> N/A <sup>138</sup>	L4 2.0L 1998cc	1AZFE	H	N/S	N/S
<b>MATRIX</b>					<b>SEQUOIA</b>				
L4 1.8L 1794cc	1ZZFE	R	N/S	N/S	V8 4.7L 4663cc	2UZFE	T	3410	23410
L4 1.8L 1795cc	2ZZGE	Y	N/S	N/S	<b>SIENNA</b>				
<b>MR-2 SPYDER</b>					V6 3.0L 2995cc				
L4 1.8L 1794cc	1ZZFE		N/S	N/S	V6 3.0L 2995cc	1MZFE	F	N/S	N/S
<b>PRIUS</b>					<b>SOLARA</b>				
L4 1.5L 1497cc Electric/Gas	1NZFXE		N/S	N/S	L4 2.4L 2362cc	2AZFE	E	3502 3581 <sup>150</sup>	23502 23581 <sup>150</sup>
<b>RAV4</b>					V6 3.0L 2995cc				
L4 2.0L 1998cc	1AZFE	H	N/S	N/S	V6 3.0L 2995cc	1MZFE	F	3581 <sup>138</sup>	23581 <sup>138</sup>
<b>SEQUOIA</b>					<b>TACOMA</b>				
V8 4.7L 4663cc	2UZFE	T	3410	23410	L4 2.4L 2438cc	2RZFE	L	3687	23687
<b>SIENNA</b>					L4 2.7L 2693cc				
V6 3.0L 2995cc	1MZFE	F	N/S	N/S	V6 3.4L 3378cc	5VZFE	N	3319 <sup>138</sup>	23319 <sup>138</sup>
<b>SOLARA</b>					<b>TUNDRA</b>				
L4 2.4L 2362cc	2AZFE	E	3502 3581 <sup>150</sup>	23502 23581 <sup>150</sup>	V6 3.4L 3378cc	5VZFE	N	3236 <sup>139</sup>	23236 <sup>139</sup>
V6 3.0L 2995cc	1MZFE	F	3581	23581	V8 4.7L 4663cc	2UZFE	T	3236 <sup>139</sup>	23236 <sup>139</sup>
<b>TACOMA</b>					<b>2001</b>				
L4 2.4L 2438cc	2RZFE	L	3687	23687	<b>4 RUNNER</b>				
L4 2.7L 2693cc	3RZFE	M	3687	23687	V6 3.4L 3378cc	5VZFE	N	3319 <sup>138</sup>	23319 <sup>138</sup>
V6 3.4L 3378cc	5VZFE	N	3319 <sup>138</sup>	23319 <sup>138</sup>	<b>AVALON</b>				
<b>TUNDRA</b>					V6 3.0L 2995cc				
V6 3.4L 3378cc	5VZFE	N	3236 <sup>139</sup>	23236 <sup>139</sup>	V6 3.0L 2995cc	1MZFE	F	3581 <sup>138</sup>	23581 <sup>138</sup>
V8 4.7L 4663cc	2UZFE	T	3236 <sup>139</sup>	23236 <sup>139</sup>	<b>CAMRY</b>				
<b>YARIS</b>					L4 2.2L 2164cc				
L4 1.3L 1298cc (Mex.)			N/S	N/S	V6 3.0L 2995cc	1MZFE	F	3502 <sup>156</sup> 3581	23502 <sup>156</sup> 23581
L4 1.3L 1298cc 2SZFE (Mex.)			N/S	N/S	<b>CELICA</b>				
<b>2002</b>					L4 1.8L 1794cc				
<b>4 RUNNER</b>					L4 1.8L 1795cc				
V6 3.4L 3378cc	5VZFE	N	3319 <sup>138</sup>	23319 <sup>138</sup>	L4 1.8L 1794cc	1ZZFE	R	N/S	N/S
<b>AVALON</b>					<b>COROLLA</b>				
V6 3.0L 2995cc	1MZFE	F	3581 <sup>138</sup>	23581 <sup>138</sup>	L4 1.8L 1795cc	2ZZGE		N/S	N/S
<b>CAMRY</b>					<b>ECHO</b>				
L4 2.4L 2362cc	2AZFE	E	N/S	N/S	L4 1.5L 1497cc	1NZFE		N/S	N/S
V6 3.0L 2995cc	1MZFE	F	N/S	N/S	<b>HIGHLANDER</b>				
<b>CELICA</b>					L4 2.4L 2362cc				
L4 1.8L 1794cc	1ZZFE	R	N/S	N/S	V6 3.0L 2995cc	1MZFE		N/S	N/S
L4 1.8L 1795cc	2ZZGE		N/S	N/S	<b>LAND CRUISER</b>				
<b>COROLLA</b>					V8 4.7L 4663cc				
L4 1.8L 1794cc	1ZZFE	R	N/S	N/S	V8 4.7L 4663cc	2UZFE		N/A <sup>139</sup> 3526 <sup>138</sup>	N/A <sup>139</sup> N/A <sup>138</sup>
<b>2001</b>					<b>MR-2 SPYDER</b>				
<b>4 RUNNER</b>					L4 1.8L 1794cc				
V6 3.4L 3378cc	5VZFE	N	3319 <sup>138</sup>	23319 <sup>138</sup>	L4 1.8L 1794cc	1ZZFE		N/S	N/S
<b>AVALON</b>					<b>PRIUS</b>				
V6 3.0L 2995cc	1MZFE	F	3581 <sup>138</sup>	23581 <sup>138</sup>	L4 1.5L 1497cc Electric/Gas	1NZFXE		N/S	N/S
<b>CAMRY</b>					<b>2000</b>				
L4 2.4L 2362cc	2AZFE	E	N/S	N/S	<b>4 RUNNER</b>				
V6 3.0L 2995cc	1MZFE	F	N/S	N/S	V6 3.4L 3378cc	5VZFE	N	3319 <sup>138</sup>	23319 <sup>138</sup>
<b>CELICA</b>					<b>AVALON</b>				
L4 1.8L 1794cc	1ZZFE	R	N/S	N/S	V6 3.0L 2995cc	1MZFE	F	3581 <sup>138</sup>	23581 <sup>138</sup>
L4 1.8L 1795cc	2ZZGE		N/S	N/S	<b>CAMRY</b>				
<b>COROLLA</b>					L4 2.2L 2164cc				
L4 1.8L 1794cc	1ZZFE	R	N/S	N/S	V6 3.0L 2995cc	1MZFE	F	3502 <sup>156</sup> 3581	23502 <sup>156</sup> 23581

See pages 13-16 for footnotes.

*Italicized Part Numbers May Not Be Available.*  
Las piezas con números en *italicas* pueden no estar disponibles.  
Les numéros de pièce en *italiques* peuvent ne pas être disponibles.

P  
a  
s  
s  
C  
a  
r  
L  
i  
g  
h  
t  
T  
r  
u  
c  
k  
F  
u  
e  
l  
F  
i  
l  
t  
e  
r  
s





Year/Año/Année Model/Modelo/Modèle Engine/Motor/Moteur	Eng. Code Código de motor Code moteur	VIN NIV NIV	GOLD Fuel Combustible Carburant	ProSelect Fuel Combustible Carburant	Year/Año/Année Model/Modelo/Modèle Engine/Motor/Moteur	Eng. Code Código de motor Code moteur	VIN NIV NIV	GOLD Fuel Combustible Carburant	ProSelect Fuel Combustible Carburant
<b>TOYOTA (Cont'd/Suite)</b>					<b>VOLKSWAGEN (Cont'd/Suite)</b>				
<b>2001 (Cont'd/Suite)</b>					<b>2022 (Cont'd/Suite)</b>				
<b>RAV4</b>					<b>ID.4</b>				
L4 2.0L 1998cc	1AZFE	H	N/S	N/S	0 Electric			N/S	N/S
<b>SEQUOIA</b>					<b>JETTA</b>				
V8 4.7L 4663cc	2UZFE	T	3410	23410	L4 1.5L 1500CC 92CID Turbo			N/S	N/S
<b>SIENNA</b>					<b>JETTA GLI</b>				
V6 3.0L 2995cc	1MZFE	F	N/S	N/S	L4 2.0L 1984cc Turbo			N/S	N/S
<b>SOLARA</b>					<b>PASSAT</b>				
L4 2.4L 2164cc	5SFE	G	3502 <sup>156</sup>	23502 <sup>156</sup>	L4 2.0L 1984cc Turbo			N/S	N/S
V6 3.0L 2995cc	1MZFE	F	3581 <sup>138</sup>	23581 <sup>138</sup>	<b>TAOS</b>				
<b>TACOMA</b>					L4 1.5L 1500CC 92CID Turbo				
L4 2.4L 2438cc	2RZFE	L	3687	23687	<b>TIGUAN</b>				
L4 2.7L 2693cc	3RZFE	M	3687	23687	L4 2.0L 1984cc Turbo			N/S	N/S
V6 3.4L 3378cc	5VZFE	N	3319 <sup>138</sup>	23319 <sup>138</sup>	<b>2021</b>				
<b>TUNDRA</b>					<b>ARTEON</b>				
V6 3.4L 3378cc	5VZFE	N	3236 <sup>139</sup>	23236 <sup>139</sup>	L4 2.0L 2000CC 122CID Turbo			N/S	N/S
V8 4.7L 4663cc	2UZFE	T	3236 <sup>139</sup>	23236 <sup>139</sup>	<b>Atlas</b>				
<b>VOLKSWAGEN</b>					L4 2.0L 1984cc 121 CID Turbo				
<b>2023</b>					V6 3.6L				
<b>ARTEON</b>					<b>Atlas Cross Sport</b>				
L4 2.0L 2000CC 122CID Turbo			N/S	N/S	L4 2.0L 1984cc 121 CID Turbo			N/S	N/S
<b>Atlas</b>					V6 3.6L				
L4 2.0L 1984cc 121 CID Turbo			N/S	N/S		CDVC		N/S	N/S
V6 3.6L 3600CC 220CID	CDVC		N/S	N/S	<b>CRAFTER</b>				
<b>Atlas Cross Sport</b>					L4 2.0L 1968cc (Mex.)				
L4 2.0L 1984cc 121 CID Turbo			N/S	N/S	<b>CROSS SPORT</b>				
V6 3.6L 3600CC 220CID	CDVC		N/S	N/S	V6 3.6L (Mex.)	CDVC		N/S	N/S
<b>Golf R</b>					<b>EGOLF</b>				
L4 2.0L 1984cc Turbo			N/S	N/S	(E-Golf EAGA Electric Volkswagen) Electric	E-Golf EAGA		N/R	N/R
<b>GTI</b>					<b>GOLF</b>				
L4 2.0L 1984cc Turbo			N/S	N/S	L4 1.4L 1400CC 85CID Turbo			N/S	N/S
<b>ID.4</b>					<b>GOLF SportWagen</b>				
0 Electric			N/S	N/S	L4 1.4L 1400CC 85CID Turbo			N/S	N/S
<b>JETTA</b>					<b>GTI</b>				
L4 1.5L 1500CC 92CID Turbo			N/S	N/S	L4 2.0L 1984cc 121 CID Turbo			N/S	N/S
<b>JETTA GLI</b>					L4 2.0L 1984cc 121 CID Turbo (Mex.)				
L4 2.0L 1984cc Turbo			N/S	N/S				N/S	N/S
<b>TAOS</b>					<b>ID.4</b>				
L4 1.5L 1500CC 92CID Turbo			N/S	N/S	0 Electric			N/S	N/S
<b>TIGUAN</b>					<b>JETTA</b>				
L4 2.0L 1984cc Turbo			N/S	N/S	L4 1.4L 1400CC 85CID Turbo			N/S	N/S
<b>2022</b>					<b>JETTA GLI</b>				
<b>ARTEON</b>					L4 2.0L 1984cc Turbo				
L4 2.0L 2000CC 122CID Turbo			N/S	N/S	<b>PASSAT</b>				
<b>Atlas</b>					L4 2.0L 1984cc Turbo				
L4 2.0L 1984cc 121 CID Turbo			N/S	N/S	<b>Teramont</b>				
V6 3.6L 3600CC 220CID	CDVC		N/S	N/S	L4 2.0L 1984cc 121 CID Turbo (Mex.)			N/S	N/S
<b>Atlas Cross Sport</b>					V6 3.6L (Mex.)				
L4 2.0L 1984cc 121 CID Turbo			N/S	N/S		CDVC		N/S	N/S
V6 3.6L 3600CC 220CID	CDVC		N/S	N/S	<b>TIGUAN</b>				
<b>Golf R</b>					L4 2.0L 1984cc Turbo				
L4 2.0L 1984cc Turbo			N/S	N/S	<b>TRANSPORTER</b>				
<b>GTI</b>					L4 2.0L TDI 1968cc Turbo Diesel (Mex.)				
L4 2.0L 1984cc Turbo			N/S	N/S			308358		N/A
<b>2020</b>					<b>AMAROK</b>				
					L4 2.0L 1968cc (Mex.)				

See pages 13-16 for footnotes.



Pass Car Light Truck Fuel Filter Section

VOLKSWAGEN 2020-2018

Year/Año/Année Model/Modelo/Modèle Engine/Motor/Moteur	Eng. Code Código de motor Code moteur	VIN NIV NIV	GOLD Fuel Combustible Carburant	ProSelect Fuel Combustible Carburant	Year/Año/Année Model/Modelo/Modèle Engine/Motor/Moteur	Eng. Code Código de motor Code moteur	VIN NIV NIV	GOLD Fuel Combustible Carburant	ProSelect Fuel Combustible Carburant
<b>VOLKSWAGEN (Cont'd/Suite)</b>					<b>VOLKSWAGEN (Cont'd/Suite)</b>				
<b>2020 (Cont'd/Suite)</b>					<b>2019 (Cont'd/Suite)</b>				
<b>AMAROK TDI</b>					<b>EGOLF</b>				
V6 3.0L 2967CC 181CID (Mex.)			N/S	N/S	(E-Golf EAGA Electric Volkswagen) Electric	E-Golf EAGA		N/R	N/R
<b>ARTEON</b>					<b>GOLF</b>				
L4 2.0L 2000CC 122CID Turbo			N/S	N/S	L4 1.4L 1400CC 85CID Turbo			N/S	N/S
<b>Atlas</b>					L4 1.8L Turbo			N/S	N/S
L4 2.0L 1984cc 121 CID Turbo			N/S	N/S	<b>GOLF ALLTRACK</b>				
V6 3.6L	CDVC		N/S	N/S	L4 1.8L Turbo			N/S	N/S
<b>Atlas Cross Sport</b>					<b>Golf R</b>				
L4 2.0L 1984cc 121 CID Turbo			N/S	N/S	L4 2.0L 1984cc Turbo			N/S	N/S
V6 3.6L	CDVC		N/S	N/S	<b>GOLF SportWagen</b>				
<b>CRAFTER</b>					L4 1.4L 1400CC 85CID Turbo			N/S	N/S
L4 2.0L 1968cc (Mex.)			N/S	N/S	<b>GOLF SPORTWAGEN</b>				
<b>CROSS SPORT</b>					L4 1.4L 1400CC 85CID Turbo			N/S	N/S
V6 3.6L (Mex.)	CDVC		N/S	N/S	L4 1.8L Turbo			N/S	N/S
<b>EGOLF</b>					<b>GTI</b>				
(E-Golf EAGA Electric Volkswagen) Electric	E-Golf EAGA		N/R	N/R	L4 2.0L 1984cc 121 CID Turbo			N/S	N/S
<b>GOLF</b>					<b>JETTA</b>				
L4 1.4L 1400CC 85CID Turbo			N/S	N/S	L4 1.4L 1400CC 85CID Turbo			N/S	N/S
<b>GOLF SportWagen</b>					<b>JETTA GLI</b>				
L4 1.4L 1400CC 85CID Turbo			N/S	N/S	L4 2.0L 1984cc Turbo			N/S	N/S
<b>GOLF SPORTWAGEN</b>					<b>PASSAT</b>				
L4 1.8L Turbo			N/S	N/S	L4 2.0L 1984cc Turbo			N/S	N/S
<b>GTI</b>					<b>Teramont</b>				
L4 2.0L 1984cc 121 CID Turbo			N/S	N/S	L4 2.0L 1984cc 121 CID Turbo (Mex.)			N/S	N/S
<b>JETTA</b>					V6 3.6L (Mex.)	CDVC		N/S	N/S
L4 1.4L 1400CC 85CID Turbo			N/S	N/S	<b>TIGUAN</b>				
<b>JETTA GLI</b>					L4 2.0L 1984cc Turbo			N/S	N/S
L4 2.0L 1984cc Turbo			N/S	N/S	<b>Tiguan Limited</b>				
<b>PASSAT</b>					L4 2.0L 1984cc Turbo			N/S	N/S
L4 2.0L 1984cc Turbo			N/S	N/S	<b>TRANSPORTER</b>				
<b>Teramont</b>					L4 2.0L TDI 1968cc Turbo Diesel (Mex.)			308358	N/A
L4 2.0L 1984cc 121 CID Turbo (Mex.)			N/S	N/S	<b>2018</b>				
V6 3.6L (Mex.)	CDVC		N/S	N/S	<b>AMAROK</b>				
<b>TIGUAN</b>					L4 2.0L 1968cc (Mex.)			N/S	N/S
L4 2.0L 1984cc Turbo			N/S	N/S	<b>AMAROK TDI</b>				
<b>TRANSPORTER</b>					V6 3.0L 2967CC 181CID (Mex.)			N/S	N/S
L4 2.0L TDI 1968cc Turbo Diesel (Mex.)		308358		N/A	<b>Atlas</b>				
<b>2019</b>					L4 2.0L 1984cc 121 CID Turbo			N/S	N/S
<b>AMAROK</b>					V6 3.6L	CDVC		N/S	N/S
L4 2.0L 1968cc (Mex.)			N/S	N/S	<b>BEETLE</b>				
<b>AMAROK TDI</b>					L4 2.0L 1984cc Turbo		3833		23833
V6 3.0L 2967CC 181CID (Mex.)			N/S	N/S	L5 2.5L 2480CC 151CID (Mex.)			N/S	N/S
<b>ARTEON</b>					<b>CADDY</b>				
L4 2.0L 2000CC 122CID Turbo			N/S	N/S	L4 1.6 L (Mex.)			N/S	N/S
<b>Atlas</b>					<b>CARIBE</b>				
L4 2.0L 1984cc 121 CID Turbo			N/S	N/S	L4 1.6 L (Mex.)		3116		N/A
V6 3.6L	CDVC		N/S	N/S	<b>EGOLF</b>				
<b>BEETLE</b>					(E-Golf EAGA Electric Volkswagen) Electric	E-Golf EAGA		N/R	N/R
L4 2.0L 1984cc Turbo		3833		23833	<b>GOL</b>				
<b>CROSS SPORT</b>					L4 1.6L 1598cc (Mex.)			308034	N/A
V6 3.6L (Mex.)	CDVC		N/S	N/S	<b>GOLF</b>				
					L4 1.8L Turbo			N/S	N/S

See pages 13-16 for footnotes.

*Italicized Part Numbers May Not Be Available.*  
Las piezas con números en *italicas* pueden no estar disponibles.  
Les numéros de pièce en *italiques* peuvent ne pas être disponibles.

P  
a  
s  
s  
C  
a  
r  
L  
i  
g  
h  
t  
T  
r  
u  
c  
k  
F  
u  
e  
l  
F  
i  
l  
t  
e  
r  
s



Year/Año/Année Model/Modelo/Modèle Engine/Motor/Moteur	Eng. Code Código de motor Code moteur	VIN NIV NIV	GOLD Fuel Combustible Carburant	ProSelect Fuel Combustible Carburant	Year/Año/Année Model/Modelo/Modèle Engine/Motor/Moteur	Eng. Code Código de motor Code moteur	VIN NIV NIV	GOLD Fuel Combustible Carburant	ProSelect Fuel Combustible Carburant
<b>VOLKSWAGEN (Cont'd/Suite)</b>					<b>VOLKSWAGEN (Cont'd/Suite)</b>				
<b>2018 (Cont'd/Suite)</b>					<b>2017 (Cont'd/Suite)</b>				
<b>GOLF ALLTRACK</b>					<b>Golf R</b>				
L4 1.8L Turbo			N/S	N/S	L4 2.0L 1984cc Turbo			N/S	N/S
<b>Golf R</b>					<b>GOLF SPORTWAGEN</b>				
L4 2.0L 1984cc Turbo			N/S	N/S	L4 1.8L Turbo			N/S	N/S
<b>GOLF SPORTWAGEN</b>					<b>GTI</b>				
L4 1.8L Turbo			N/S	N/S	L4 2.0L 1984cc 121 CID Turbo			N/S	N/S
<b>GTI</b>					<b>JETTA</b>				
L4 2.0L 1984cc 121 CID Turbo			N/S	N/S	L4 1.4L 1395cc 85 Turbo			N/S	N/S
<b>JETTA</b>					L4 1.8L 1798cc 110 CID Turbo				
L4 1.4L 1395cc 85 Turbo			N/S	N/S	L4 2.0L 1984cc Turbo			N/S	N/S
L4 1.8L 1798cc 110 CID Turbo			N/S	N/S	L5 2.5L 2480CC 151CID (Mex.)		3833		23833
L4 2.0L 1984cc Turbo			N/S	N/S	<b>PASSAT</b>				
<b>PASSAT</b>					L4 1.8L 1798cc 110 CID Turbo				
L4 2.0L 1984cc Turbo			N/S	N/S	L5 2.5L 2480cc (Mex.)			3833	23833
L5 2.5L 2480CC 151CID (Mex.)			N/S	N/S	V6 3.6L 3597cc 219 CID			N/S	N/S
V6 3.6L 3597cc 219 CID			N/S	N/S	<b>POLO</b>				
<b>POLO</b>					L4 1.2L 1197cc TSI Turbo (Mex.)				
L4 1.6L 1598CC 98CID (Mex.)			N/S	N/S	L4 1.6 L (Mex.)			3814	N/A
<b>TIGUAN</b>					L4 1.8L 1798CC 110CID (Mex.)				
L4 2.0L 1984cc Turbo			N/S	N/S				3833	23833
<b>Tiguan Limited</b>					L4 1.8L 1798CC 110CID (Mex.)				
L4 2.0L 1984cc Turbo			N/S	N/S	<b>SAVEIRO</b>				
<b>TRANSPORTER</b>					L4 1.6 L (Mex.)				
L4 2.0L TDI 1968cc Turbo Diesel (Mex.)			308358	N/A				308034	N/A
<b>UP</b>					<b>TIGUAN</b>				
L3 1.0L 999CC 61CID (Mex.)			N/S	N/S	L4 1.4L 1390cc Turbo (Mex.)			N/S	N/S
<b>VENTO</b>					L4 2.0L 1984cc (Mex.)				
L4 1.6L 1598cc (Mex.)			3833	23833	L4 2.0L 1984cc Turbo			N/S	N/S
L4 1.6L 1598CC Turbo Diesel (Mex.)			N/S	N/S	<b>TOUAREG</b>				
<b>2017</b>					V6 3.6L 3597cc 219 CID				
<b>AMAROK</b>					V8 4.2L 4163CC 254CID (Mex.)				
L4 2.0L 1968cc (Mex.)			N/S	N/S	<b>TOUAREG HYBRID</b>				
<b>BEETLE</b>					V6 3.0L 2995cc Super Charged Electric/Gas				
L4 1.8L Turbo			3814	N/A	<b>TOUAREG TDI</b>				
L4 2.0L 1984cc Turbo			3833 <sup>154</sup>	23833 <sup>154</sup>	V6 3.0L 2967cc 181 CID Turbo Diesel		CNRB	300119	N/A
L5 2.5L 2480CC 151CID (Mex.)			3833	23833	<b>TRANSPORTER</b>				
<b>CADDY</b>					L4 2.0L TDI 1968cc Turbo Diesel (Mex.)				
L4 1.2L 1197cc TSI Turbo (Mex.)			3814	N/A	UP			308358	N/A
<b>CC</b>					1.0i (Mex.)				
L4 2.0L 1984cc 121 CID Turbo	CBFA		N/S	N/S	<b>VENTO</b>				
	CCTA		N/S	N/S	L4 1.6L 1598cc (Mex.)			3833	23833
V6 3.6L 3597cc 219 CID	CNNA		N/S	N/S	<b>2016</b>				
<b>EGOLF</b>					<b>AMAROK TDI</b>				
(E-Golf EAGA Electric Volkswagen) Electric	E-Golf EAGA		N/R	N/R	L4 2.0L 1968cc Turbo Diesel (Mex.)			308465	N/A
<b>GOL</b>					<b>BEETLE</b>				
L4 1.6L 1598cc (Mex.)			308034	N/A	L4 1.8L Turbo			3814	N/A
<b>GOLF</b>					L4 2.0L 1984cc Turbo				
L4 1.4L 1390cc Turbo			3814	N/A	L5 2.5L 2480CC 151CID (Mex.)			3833 <sup>154</sup>	23833 <sup>154</sup>
L4 1.8L Turbo			N/S	N/S				3833	23833
L4 2.0L 1968cc 120 CID Turbo Diesel			308477	N/A	<b>BEETLE TDI</b>				
L4 2.0L 1984cc 121 CID Turbo			N/S	N/S	L4 1.9L 1896CC 116CID Turbo Diesel			3832 <sup>341</sup>	23832 <sup>341</sup>
<b>GOLF ALLTRACK</b>					<b>CADDY</b>				
L4 1.8L Turbo			N/S	N/S	L4 1.2L 1197cc TSI Turbo (Mex.)			3814	N/A
<b>2016</b>					<b>CC</b>				
<b>AMAROK TDI</b>					L4 2.0L 1984cc Turbo				
L4 2.0L 1968cc Turbo Diesel (Mex.)			308465	N/A	V6 3.6L 3597cc 219 CID		CNNA	N/S	N/S
<b>BEETLE</b>					<b>CRAFTER</b>				
L4 1.8L Turbo			3814	N/A	L4 2.0L 1968cc (Mex.)			N/S	N/S
L4 2.0L 1984cc Turbo			3833 <sup>154</sup>	23833 <sup>154</sup>	<b>2015</b>				
L5 2.5L 2480CC 151CID (Mex.)			3833	23833	<b>AMAROK</b>				
<b>BEETLE TDI</b>					L4 2.0L 1968cc Turbo Diesel (Mex.)				
L4 1.9L 1896CC 116CID Turbo Diesel			3832 <sup>341</sup>	23832 <sup>341</sup>	L4 2.0L 1968cc Turbo Diesel (Mex.)			308465	N/A
<b>CADDY</b>					<b>BEETLE</b>				
L4 1.2L 1197cc TSI Turbo (Mex.)			3814	N/A	L4 1.8L Turbo			3814	N/A
<b>CC</b>					L4 2.0L 1984cc Turbo				
L4 2.0L 1984cc Turbo			N/S	N/S	L5 2.5L 2480CC 151CID (Mex.)			3833 <sup>154</sup>	23833 <sup>154</sup>
V6 3.6L 3597cc 219 CID		CNNA	N/S	N/S				3833	23833
<b>CRAFTER</b>					<b>BEETLE TDI</b>				
L4 2.0L 1968cc (Mex.)			N/S	N/S	L4 1.9L 1896CC 116CID Turbo Diesel			3832 <sup>341</sup>	23832 <sup>341</sup>

See pages 13-16 for footnotes.

*Italicized Part Numbers May Not Be Available.*  
 Las piezas con números en *italicas* pueden no estar disponibles.  
 Les numéros de pièce en *italiques* peuvent ne pas être disponibles.



Pass Car Light Truck Fuel Filter Section

VOLKSWAGEN 2016-2015

Year/Año/Année Model/Modelo/Modele Engine/Motor/Moteur	Eng. Code Código de motor Code moteur	VIN NIV NIV	GOLD Fuel Combustible Carburant	ProSelect Fuel Combustible Carburant	Year/Año/Année Model/Modelo/Modele Engine/Motor/Moteur	Eng. Code Código de motor Code moteur	VIN NIV NIV	GOLD Fuel Combustible Carburant	ProSelect Fuel Combustible Carburant
<b>VOLKSWAGEN (Cont'd/Suite)</b>					<b>VOLKSWAGEN (Cont'd/Suite)</b>				
<b>2016 (Cont'd/Suite)</b>					<b>2016 (Cont'd/Suite)</b>				
<b>CROSSFOX</b>					<b>UP</b>				
L4 1.6L (Mex.)			300419	N/A	L1.0i (Mex.)			N/S	N/S
<b>EGOLF</b>					<b>VENTO</b>				
(E-Golf EAGA Electric Volkswagen) Electric	E-Golf EAGA		N/R	N/R	L4 1.5L (Mex.)			N/S	N/S
<b>EOS</b>					L4 1.6L 1598cc (Mex.)			3833	23833
L4 2.0L 1984CC </>			3814	N/A	<b>2015</b>				
<b>GOL</b>					<b>AMAROK</b>				
L4 1.6L 1598cc (Mex.)			308034	N/A	L4 2.0L TDI 1968cc Turbo Diesel (Mex.)			308465	N/A
<b>GOLF</b>					<b>BEETLE</b>				
L4 1.4L 1390cc Turbo (Mex.)			3814	N/A	L4 1.8L 1798cc 110 CID Turbo	CPKA		N/A	N/A
L4 1.8L Turbo			N/S	N/A	L4 2.0L 1984cc 121 CID Turbo/Intercooled	CPPA		3833 <sup>154</sup>	23833 <sup>154</sup>
L4 2.0L 1968cc 120 CID Turbo Diesel			308477	N/A	L5 2.5L 2480CC 151CID (Mex.)			3833	23833
L4 2.0L 1984cc 121 CID Turbo			N/S	N/S	<b>BEETLE TDI</b>				
<b>Golf R</b>					L4 2.0L 1968cc 120 CID Turbo Diesel	CVCA		3832 <sup>341</sup>	23832 <sup>341</sup>
L4 2.0L 1984cc Turbo			N/S	N/S	<b>CADDY</b>				
<b>GOLF SPORTWAGEN</b>					L4 1.2L 1197cc TSI Turbo (Mex.)			3814	N/A
L4 1.8L Turbo	CXBB		N/S	N/S	<b>CC</b>				
L4 2.0L Turbo Diesel			N/A	N/A	L4 2.0L 1984cc 121 CID Turbo	CBFA CCTA		N/S N/S	N/S N/S
<b>GTI</b>					V6 3.6L 3597cc 219 CID	CNNA		N/S	N/S
L4 2.0L 1984cc 121 CID Turbo			N/S	N/S	<b>CLASICO</b>				
<b>JETTA</b>					L4 2.0L 1984cc (Mex.)			3521	23521
L4 1.4L 1395cc 85 Turbo	CTHD		N/S	N/S	<b>CROSSFOX</b>				
L4 1.4L 1395cc 85 Turbo	CAXA CMSB		N/S	N/S	L4 1.6L 1598cc (Mex.)			300419	N/A
	CZTA		N/S	N/S	<b>EOS</b>				
L4 1.8L 1798cc 110 CID Turbo	CPKA		3814	N/A	L4 2.0L 1984cc 121 CID Turbo	CBFA CCTA		3814 3814	N/A N/A
L4 2.0L 1968cc Turbo Diesel (Mex.)	CFFB		3832	23832	<b>GOL</b>				
L4 2.0L 1984cc 121 CID (Mex.)			3833	23833	L4 1.6L 1598cc (Mex.)			308034	N/A
L4 2.0L 1984cc Turbo			N/S	N/S	<b>GOLF</b>				
L5 2.5L 2481cc (Mex.)			3833	23833	L4 1.4L 1390cc Turbo (Mex.)			3814	N/A
<b>JETTA HYBRID</b>					L4 1.8L 1798cc 110 CID Turbo			N/S	N/S
L4 1.4L 1395cc 85 CID Turbo Electric/Gas	CNLA		3833 <sup>154</sup>	23833 <sup>154</sup>	L4 2.0L 1984cc 121 CID Turbo			N/S	N/S
<b>LUPO</b>					<b>GOLF SPORTWAGEN</b>				
L4 1.0L 999cc 8V (Mex.)			3078	N/A	L4 1.8L 1798CC 110CID Turbo			N/S	N/A
<b>PASSAT</b>					L4 2.0L 1984cc 121 CID Turbo			308477	N/A
L4 1.8L 1798cc 110 CID Turbo			N/S	N/S	<b>GOLF TDI</b>				
L5 2.5L 2480cc (Mex.)			3833	23833	L4 2.0L 1968cc 120 CID Turbo Diesel			308477	N/A
V6 3.6L 3597cc 219 CID	CDVB		N/S	N/S	<b>GTI</b>				
<b>POLO</b>					L4 2.0L 1984cc 121 CID Turbo			N/S	N/S
L4 1.2L 1197cc TSI Turbo (Mex.)			3814	N/A	<b>JETTA</b>				
L4 1.6L 1598cc (Mex.)			3833	23833	L4 1.8L 1798cc 110 CID Turbo	CPKA		3814	N/A
<b>SAVEIRO</b>					L4 2.0L 1968cc Turbo Diesel (Mex.)			3037	23037
L4 1.6L (Mex.)			308034	N/A	L4 2.0L 1984cc 121 CID			3833 <sup>154</sup>	23833 <sup>154</sup>
<b>TIGUAN</b>					L4 2.0L 1984cc Turbo			N/S	N/S
L4 1.4L 1390cc Turbo (Mex.)			N/S	N/S	<b>GOLF HYBRID</b>				
L4 2.0L 1984cc 121 CID Turbo	CCTA		N/S	N/S	L4 1.4L 1395cc 85 CID Turbo Electric/Gas	CNLA		3833	23833
<b>TOUAREG</b>					<b>JETTA TDI</b>				
V6 3.6L 3597cc 219 CID	CGRA		N/S	N/S	L4 2.0L 1968cc 120 CID Turbo Diesel	CJAA		308477	N/A
V8 4.2L 4163CC 254CID (Mex.)			N/S	N/S	<b>LUPO</b>				
<b>TOUAREG HYBRID</b>					L4 1.0L 999cc 8V (Mex.)			3078	N/A
V6 3.0L 2995cc Super Charged Electric/Gas	CGFA		3833 <sup>154</sup>	23833 <sup>154</sup>	<b>TRANSPORTER</b>				
<b>TOUAREG TDI</b>					L4 2.0L TDI 1968cc Turbo Diesel (Mex.)			308358	N/A
V6 3.0L 2967cc 181 CID Turbo Diesel	CNRB		300119	N/A					

See pages 13-16 for footnotes.

*Italicized Part Numbers May Not Be Available.*  
Las piezas con números en *italicas* pueden no estar disponibles.  
Les numéros de pièce en *italiques* peuvent ne pas être disponibles.

P  
a  
s  
s  
C  
a  
r  
L  
i  
g  
h  
t  
T  
r  
u  
c  
k  
F  
u  
e  
l  
F  
i  
l  
t  
e  
r  
s



Year/Año/Année Model/Modelo/Modelé Engine/Motor/Moteur	Eng. Code Código de motor Code moteur	VIN NIV NIV	GOLD Fuel Combustible Carburant	ProSelect Fuel Combustible Carburant	Year/Año/Année Model/Modelo/Modelé Engine/Motor/Moteur	Eng. Code Código de motor Code moteur	VIN NIV NIV	GOLD Fuel Combustible Carburant	ProSelect Fuel Combustible Carburant
<b>VOLKSWAGEN (Cont'd/Suite)</b>					<b>VOLKSWAGEN (Cont'd/Suite)</b>				
<b>2015 (Cont'd/Suite)</b>					<b>2014 (Cont'd/Suite)</b>				
<b>PASSAT</b>					<b>GOL</b>				
L4 1.8L 1798cc 110 CID Turbo			N/S	N/S	L4 1.6L 1598cc (Mex.)			308034	N/A
L5 2.5L 2480cc (Mex.)			3833	23833	<b>GOLF</b>				
V6 3.6L 3597cc 219 CID	CDVB		N/A	N/A	L5 2.5L 2480cc 151 CID	CBTA CUBA		3833 <sup>154</sup> 3833	23833 <sup>154</sup> 23833
<b>PASSAT TDI</b>					<b>GOLF TDI</b>				
L4 2.0L 1968cc 120 CID Turbo Diesel			308477	N/A	L4 2.0L 1968cc 120 CID Turbo Diesel	CJAA		3832	23832
<b>POLO</b>					<b>GTI</b>				
L4 1.2L 1197cc TSI Turbo (Mex.)			3814	N/A	L4 2.0L 1984cc 121 CID Turbo	CBFA CCTA		3814 3814	N/A N/A
L4 1.6L 1598cc (Mex.)			3833	23833	<b>JETTA</b>				
<b>SAVEIRO</b>					L4 1.8L 1798cc 110 CID Turbo				
L4 1.6L 1598cc (Mex.)			308034	N/A	L4 1.4L 1390cc Turbo (Mex.)	CPKA CPRA		3814 3814	N/A N/A
<b>TIGUAN</b>					L4 2.0L 1984cc 121 CID				
L4 1.4L 1390cc Turbo (Mex.)			N/S	N/S	L4 2.0L 1984cc 121 CID Turbo	CBPA		3833	23833
L4 2.0L 1984cc 121 CID Turbo	CCTA		N/S	N/S	L5 2.5L 2480cc 151 CID	CBTA CUBA		3833 <sup>154</sup> 3833 <sup>154</sup>	23833 <sup>154</sup> 23833 <sup>154</sup>
<b>TOUAREG</b>					<b>JETTA GLI</b>				
V6 3.6L 3597cc 219 CID	CGRA		300119	N/A	L4 2.0L 1984cc 121 CID Turbo	CPLA CPPA		3833 <sup>154</sup> 3833 <sup>154</sup>	23833 <sup>154</sup> 23833 <sup>154</sup>
V8 4.2L 4163CC 254CID (Mex.)			N/S	N/S	<b>JETTA HYBRID</b>				
<b>TOUAREG HYBRID</b>					L4 1.4L 1395cc 85 CID Turbo Electric/Gas				
V6 3.0L 2995cc Super Charged Electric/Gas	CGFA		3833	23833	L4 2.0L 1968cc 120 CID Turbo Diesel	CJAA		3832 <sup>341</sup> 3037 <sup>340</sup>	23832 <sup>341</sup> 23037 <sup>340</sup>
<b>TOUAREG TDI</b>					<b>JETTA TDI</b>				
V6 3.0L 2967cc 181 CID Turbo Diesel	CNRB		300119	N/A	<b>LUPO</b>				
<b>TRANSPORTER</b>					L4 1.0L 999cc 8V (Mex.)				
L4 2.0L TDI 1968cc Turbo Diesel (Mex.)			308358	N/A	L4 1.8L 1798cc 110 CID Turbo/Intercooled	CPKA CPRA		3814 3814	N/A N/A
<b>VENTO</b>					L5 2.5L 2480cc 151 CID				
L4 1.6L 1598cc (Mex.)			3833	23833	V6 3.6L 3597cc 219 CID	CBTA CUBA		3833 3833	23833 23833
L4 1.6L 1598CC Turbo Diesel (Mex.)			N/S	N/S	<b>PASSAT TDI</b>				
<b>2014</b>					L4 2.0L 1968cc 120 CID Turbo Diesel				
<b>AMAROK</b>					L4 2.0L 1968cc Turbo Diesel (Mex.)				
L4 2.0L 1984cc Turbo (Mex.)			3814	N/A	<b>BEETLE</b>				
L4 2.0L TDI 1968cc Turbo Diesel (Mex.)			308465	N/A	L4 1.8L 1798cc 110 CID Turbo			N/S	N/S
<b>AMAROK TDI</b>					L4 2.0L 1984cc 121 CID Turbo/Intercooled				
L4 2.0L 1968cc Turbo Diesel (Mex.)			308465	N/A	L4 2.0L 1984cc 121 CID Turbo/Intercooled	CPLA CPPA		3833 <sup>154</sup> 3833 <sup>154</sup>	23833 <sup>154</sup> 23833 <sup>154</sup>
<b>BEETLE</b>					L5 2.5L 2480cc 151 CID				
L4 1.8L 1798cc 110 CID Turbo			N/S	N/S	L4 2.0L 1984cc 121 CID Turbo	CBTA CUBA		3833 3833	23833 23833
L4 2.0L 1984cc 121 CID Turbo/Intercooled	CPLA CPPA		3833 <sup>154</sup> 3833 <sup>154</sup>	23833 <sup>154</sup> 23833 <sup>154</sup>	<b>BEETLE TDI</b>				
L5 2.5L 2480cc 151 CID	CBTA CUBA		3833 3833	23833 23833	L4 2.0L 1968cc 120 CID Turbo Diesel	CJAA		3832 <sup>341</sup>	23832 <sup>341</sup>
<b>BEETLE TDI</b>					<b>CADDY</b>				
L4 2.0L 1968cc 120 CID Turbo Diesel	CJAA		3832 <sup>341</sup>	23832 <sup>341</sup>	L4 1.2L 1197cc TSI Turbo (Mex.)			3814	N/A
<b>CADDY</b>					<b>CC</b>				
L4 1.2L 1197cc TSI Turbo (Mex.)			3814	N/A	L4 2.0L 1984cc 121 CID Turbo	CBFA CCTA CNNA		N/S N/S N/S	N/S N/S N/S
<b>CC</b>					V6 3.6L 3597cc 219 CID				
L4 2.0L 1984cc 121 CID Turbo	CBFA CCTA CNNA		N/S N/S N/S	N/S N/S N/S	<b>CLASICO</b>				
V6 3.6L 3597cc 219 CID			N/S	N/S	L4 2.0L 1984cc (Mex.)			3521	23521
<b>CLASICO</b>					<b>CROSSFOX</b>				
L4 2.0L 1984cc (Mex.)			3521	23521	L4 1.6L 1598cc (Mex.)			300419	N/A
<b>CROSSFOX</b>					<b>EOS</b>				
L4 1.6L 1598cc (Mex.)			300419	N/A	L4 2.0L 1984cc 121 CID Turbo	CBFA CCTA		3814 3814	N/A N/A
<b>EOS</b>					<b>TRANSPORTER</b>				
L4 2.0L 1984cc 121 CID Turbo	CBFA CCTA		3814 3814	N/A N/A	L4 2.0L TDI 1968cc Turbo Diesel (Mex.)			308358	N/A

See pages 13-16 for footnotes.



Pass Car Light Truck Fuel Filter Section

VOLKSWAGEN 2014-2012

Year/Año/Année Model/Modelo/Modèle Engine/Motor/Moteur	Eng. Code Código de motor Code moteur	VIN NIV NIV	GOLD Fuel Combustible Carburant	ProSelect Fuel Combustible Carburant	Year/Año/Année Model/Modelo/Modèle Engine/Motor/Moteur	Eng. Code Código de motor Code moteur	VIN NIV NIV	GOLD Fuel Combustible Carburant	ProSelect Fuel Combustible Carburant
<b>VOLKSWAGEN (Cont'd/Suite)</b>					<b>VOLKSWAGEN (Cont'd/Suite)</b>				
<b>2014 (Cont'd/Suite)</b>					<b>2013 (Cont'd/Suite)</b>				
<b>VENTO</b>					<b>JETTA HYBRID</b>				
L4 1.6L 1598cc (Mex.)			3833	23833	L4 1.4L 1395cc 85 CID Turbo Electric/Gas	CNLA		N/S	N/S
L4 1.6L 1598CC Turbo Diesel (Mex.)			N/S	N/S	<b>JETTA TDI</b>				
<b>2013</b>					L4 2.0L 1968cc 120 CID Turbo Diesel	CJAA		3832 <sup>241</sup> 3037 <sup>340</sup>	23832 <sup>241</sup> 23037 <sup>340</sup>
<b>AMAROK</b>					<b>LUPO</b>				
L4 2.0L TDI 1968cc Turbo Diesel (Mex.)			308465	N/A	L4 1.0L 999cc 8V (Mex.)			3078	N/A
<b>AMAROK TDI</b>					<b>PASSAT</b>				
L4 2.0L 1968cc Turbo Diesel (Mex.)			308465	N/A	L5 2.5L 2480cc 151 CID	CBTA CBUA CDVB		N/S N/S N/A	N/S N/S N/A
<b>BEETLE</b>					<b>PASSAT TDI</b>				
L4 2.0L 1968cc Turbo Diesel	CJAA		N/S	N/S	L4 2.0L 1968cc 120 CID Turbo Diesel	CKRA		300114	N/A
L4 2.0L 1984cc 121 CID Turbo	CBFA		N/S	N/S	<b>POLO</b>				
	CCTA		N/S	N/S	L4 1.2L 1197cc TSI Turbo (Mex.)			3814	N/A
L4 2.0L 1984cc 121 CID Turbo/Intercooled	CPLA		N/S	N/S	L4 1.4L 1390CC 85CID (Mex.)			N/S	N/S
L5 2.5L 2480cc 151 CID	CBTA CBUA		N/S N/S	N/S N/S	<b>ROUTAN</b>				
<b>BEETLE TDI</b>					<b>SAVEIRO</b>				
L4 2.0L 1968cc 120 CID Turbo Diesel	CJAA		3832 <sup>241</sup> 3037 <sup>340</sup>	23832 <sup>241</sup> 23037 <sup>340</sup>	L4 1.6L 1598cc (Mex.)			308034	N/A
<b>CC</b>					<b>TIGUAN</b>				
L4 2.0L 1984cc 121 CID Turbo	CBFA CCTA CNNA		N/S N/S N/S	N/S N/S N/S	L4 1.4L 1390cc Turbo (Mex.)			N/S	N/S
V6 3.6L 3597cc 219 CID					L4 2.0L 1984cc 121 CID Turbo	CCTA		N/S	N/S
<b>CLASICO</b>					<b>TOUAREG</b>				
L4 2.0L 1984cc (Mex.)			3521	23521	V6 3.6L 3597cc 219 CID	CGRA		N/S	N/S
<b>CROSSFOX</b>					V8 4.2L 4163cc FSI (Mex.)			N/S	N/S
L4 1.6L 1598cc (Mex.)			300419	N/A	<b>TOUAREG HYBRID</b>				
<b>EOS</b>					V6 3.0L 2995cc Super Charged Electric/Gas	CGFA		N/S	N/S
L4 2.0L 1984cc 121 CID Turbo	CBFA CCTA		3814 3814	N/A N/A	<b>TOUAREG TDI</b>				
<b>GOL</b>					V6 3.0L 2967cc 181 CID Turbo Diesel	CNRB		3434	N/A
L4 1.6L 1598cc (Mex.)			308034	N/A	<b>TRANSPORTER</b>				
<b>GOLF</b>					L4 2.0L TDI 1968cc Turbo Diesel (Mex.)			308358	N/A
L4 1.4L 1390cc Turbo (Mex.)			3814	N/A	<b>2012</b>				
L5 2.5L 2480cc 151 CID	CBTA CBUA		3833 <sup>154</sup> 3833 <sup>154</sup>	23833 <sup>154</sup> 23833 <sup>154</sup>	<b>AMAROK</b>				
<b>GOLF R</b>					L4 2.0L 1984cc Turbo (Mex.)			3814	N/A
L4 2.0L 1984cc 121 CID Turbo	CRZA		3814	N/A	L4 2.0L TDI 1968cc Turbo Diesel (Mex.)			308465	N/A
<b>GOLF SPORTWAGEN</b>					<b>AMAROK TDI</b>				
L5 2.5L 2480CC 151CID (Mex.)			3833	23833	L4 2.0L 1968cc Turbo Diesel (Mex.)			308465	N/A
<b>GOLF TDI</b>					<b>BEETLE</b>				
L4 2.0L 1968cc 120 CID Turbo Diesel	CJAA		3832 <sup>241</sup> 3037 <sup>340</sup>	23832 <sup>241</sup> 23037 <sup>340</sup>	L4 2.0L 1984cc 121 CID Turbo	CBFA CCTA		N/S N/S	N/S N/S
<b>GTI</b>					L5 2.5L 2480cc 151 CID	CBTA CBUA		N/S N/S	N/S N/S
L4 2.0L 1984cc 121 CID Turbo	CBFA CCTA		3814 3814	N/A N/A	<b>CC</b>				
<b>JETTA</b>					L4 2.0L 1984cc 121 CID Turbo	CBFA CCTA		N/S N/S	N/S N/S
L4 2.0L 1984cc 121 CID	CBPA		3833 <sup>154</sup>	23833 <sup>154</sup>	V6 3.6L 3597cc 219 CID	CNNA		N/S	N/S
L5 2.5L 2480cc 151 CID	CBTA CBUA		N/S N/S	N/S N/S	<b>CLASICO</b>				
<b>JETTA GLI</b>					L4 1.8L 1781cc (Mex.)			3521	23521
L4 2.0L 1984cc 121 CID Turbo	CBFA CCTA CPLA CPPA		3814 3814 3814 3814	N/A N/A N/A N/A	L4 2.0L 1984cc (Mex.)			3521	23521
<b>CRAFTER</b>					L4 2.0L 1968cc Turbo Diesel (Mex.)			N/A	N/A
					L5 2.5L 2459CC 150CID (Mex.)			N/S	N/S

See pages 13-16 for footnotes.

*Italicized Part Numbers May Not Be Available.*  
Las piezas con números en *italicas* pueden no estar disponibles.  
Les numéros de pièce en *italiques* peuvent ne pas être disponibles.

P  
a  
s  
s  
C  
a  
r  
L  
i  
g  
h  
t  
T  
r  
u  
c  
k  
F  
u  
e  
l  
F  
i  
l  
t  
e  
r  
s



VOLKSWAGEN 2012-2011

Pass Car Light Truck Fuel Filter Section

Year/Año/Année Model/Modelo/Modele Engine/Motor/Moteur	Eng. Code Código de motor Code moteur	VIN NIV NIV	GOLD Fuel Combustible Carburant	ProSelect Fuel Combustible Carburant	Year/Año/Année Model/Modelo/Modele Engine/Motor/Moteur	Eng. Code Código de motor Code moteur	VIN NIV NIV	GOLD Fuel Combustible Carburant	ProSelect Fuel Combustible Carburant
<b>VOLKSWAGEN (Cont'd/Suite)</b>					<b>VOLKSWAGEN (Cont'd/Suite)</b>				
<b>2012 (Cont'd/Suite)</b>					<b>2011</b>				
<b>CROSSFOX</b>					<b>AMAROK</b>				
L4 1.6L 1598cc (Mex.)			300419	N/A	L4 2.0L 1984cc Turbo (Mex.)			3814	N/A
<b>EOS</b>					L4 2.0L TDI 1968cc Turbo Diesel (Mex.)				
L4 2.0L 1984cc 121 CID Turbo	CBFA		3814	N/A	L4 2.0L 1984cc 121 CID Turbo (Mex.)	CBFA		3833 <sup>154</sup>	23833 <sup>154</sup>
	CCTA		3814	N/A		CCTA		3833 <sup>154</sup>	23833 <sup>154</sup>
<b>GOL</b>					<b>AMAROK TDI</b>				
L4 1.6L 1598cc (Mex.)			308034	N/A	L4 2.0L 1968cc Turbo Diesel (Mex.)			308465	N/A
<b>GOLF</b>					<b>BEETLE</b>				
L4 2.0L 1984cc 121 CID Turbo (Mex.)	CBFA		3833 <sup>154</sup>	23833 <sup>154</sup>	L4 2.0L 1984cc (Mex.)	CCZA		3833 <sup>154</sup>	23833 <sup>154</sup>
L5 2.5L 2480cc 151 CID	CBTA		3833 <sup>154</sup>	23833 <sup>154</sup>	L4 2.0L 1984cc 121 CID Turbo (Mex.)	CBFA		3833 <sup>154</sup>	23833 <sup>154</sup>
	CBUA		3833 <sup>154</sup>	23833 <sup>154</sup>		CCTA		3833 <sup>154</sup>	23833 <sup>154</sup>
<b>GOLF R</b>					<b>BORA</b>				
L4 2.0L 1984cc 121 CID Turbo	CRZA		3814	N/A	L4 2.0L 1984cc Turbo (Mex.)			3814	N/A
<b>GOLF SPORTWAGEN</b>					<b>CC</b>				
L5 2.5L 2480CC 151CID (Mex.)			3833	23833	L4 2.0L 1984cc 121 CID Turbo	CBFA		N/S	N/S
<b>GOLF TDI</b>					L4 2.0L 1984cc 121 CID Turbo (Mex.)				
L4 2.0L 1968cc 120 CID Turbo Diesel	CJAA		3832	23832	V6 3.6L 3597cc 219 CID	BLV		N/S	N/S
<b>GTI</b>					<b>CLASICO</b>				
L4 2.0L 1984cc 121 CID Turbo	CBFA		3814	N/A	L4 1.8L 1781cc (Mex.)			3521	23521
	CCTA		3814	N/A	L4 2.0L 1984cc (Mex.)			3521	23521
<b>JETTA</b>					<b>CRAFTER</b>				
L4 2.0L 1984cc 121 CID	CBPA		3833 <sup>154</sup>	23833 <sup>154</sup>	2.5TDI (Mex.)			308392	N/A
L4 2.0L 1984cc 121 CID Turbo	CBFA		3814	N/A	L4 2.0L 1968cc Turbo Diesel (Mex.)			N/A	N/A
	CCTA		3814	N/A	<b>CROSSFOX</b>				
L5 2.5L 2480cc 151 CID	CBTA		N/S	N/S	L4 1.6L 1598cc (Mex.)			300419	N/A
	CBUA		N/S	N/S	<b>EOS</b>				
<b>JETTA TDI</b>					L4 2.0L 1984cc 121 CID Turbo				
L4 2.0L 1968cc 120 CID Turbo Diesel	CJAA		3832 <sup>241</sup> 3037 <sup>340</sup>	23832 <sup>241</sup> 23037 <sup>340</sup>	L4 2.0L 1984cc 121 CID Turbo	CBFA		3814	N/A
<b>LUPO</b>					L4 2.0L 1984cc 121 CID Turbo				
L4 1.0L 999cc 8V (Mex.)			3078	N/A		CCTA		3814	N/A
<b>PASSAT</b>					<b>GOL</b>				
L4 2.0L 1968cc TDI Turbo Diesel (Mex.)	BUZ		3256	N/A	L4 1.6L 1598cc (Mex.)			308034	N/A
L5 2.5L 2480cc 151 CID	CBTA		N/S	N/S	<b>GOLF</b>				
	CBUA		N/S	N/S	L5 2.5L 2480cc 151 CID	CBTA		3833 <sup>154</sup>	23833 <sup>154</sup>
V6 3.6L 3597cc 219 CID	CDVB		N/S	N/S		CBUA		3833 <sup>154</sup>	23833 <sup>154</sup>
<b>PASSAT TDI</b>					<b>GOLF SPORTWAGEN</b>				
L4 2.0L 1968cc 120 CID Turbo Diesel	CKRA		300114	N/A	L5 2.5L 2480CC 151CID (Mex.)			3833	23833
<b>ROUTAN</b>					<b>GOLF TDI</b>				
V6 3.6L 3604cc 220 CID Flex	CJRA		N/S	N/S	L4 2.0L 1968cc 120 CID Turbo Diesel	CJAA		3832	23832
<b>SAVEIRO</b>					<b>GTI</b>				
L4 1.6L 1598cc (Mex.)			308034	N/A	L4 2.0L 1984cc 121 CID Turbo	CBFA		3814	N/A
<b>TIGUAN</b>					L4 2.0L 1984cc 121 CID Turbo				
L4 2.0L 1984cc 121 CID Turbo	CCTA		N/S	N/S		CCTA		3814	N/A
<b>TOUAREG</b>					<b>JETTA</b>				
V6 3.6L 3597cc 219 CID	CGRA		N/S	N/S	L4 2.0L 1984cc 121 CID	CBPA		3833 <sup>154</sup>	23833 <sup>154</sup>
V8 4.2L 4163cc FSI (Mex.)			N/S	N/S	L4 2.0L 1984cc 121 CID Turbo	BPY		3814	N/A
<b>TOUAREG HYBRID</b>					L5 2.5L 2480cc 151 CID				
V6 3.0L 2995cc Super Charged Electric/Gas	CGFA		N/S	N/S		CBTA		3833 <sup>154</sup>	23833 <sup>154</sup>
<b>TOUAREG TDI</b>					L4 2.0L 1968cc 120 CID Turbo Diesel				
V6 3.0L 2967cc 181 CID Turbo Diesel	CATA		300119	N/A		CBUA		3833 <sup>154</sup>	23833 <sup>154</sup>
<b>TRANSPORTER</b>					<b>JETTA TDI</b>				
L4 2.0L TDI 1968cc Turbo Diesel (Mex.)			308358	N/A	L4 2.0L 1968cc 120 CID Turbo Diesel	CJAA		3832 <sup>241</sup> 3037 <sup>340</sup>	23832 <sup>241</sup> 23037 <sup>340</sup>
					<b>LUPO</b>				
					L4 1.0L 999cc 8V (Mex.)				
					<b>PASSAT</b>				
					L4 2.0L 1984cc 121 CID Turbo				
					<b>ROUTAN</b>				
					V6 3.6L 3604cc 220 CID Flex				
					<b>SAVEIRO</b>				
					L4 1.6L 1598cc (Mex.)				

See pages 13-16 for footnotes.





Pass Car Light Truck Fuel Filter Section

VOLKSWAGEN 2011-2009

Year/Año/Année Model/Modelo/Modele Engine/Motor/Moteur	Eng. Code Código de motor Code moteur	VIN NIV NIV	GOLD Fuel Combustible Carburant	ProSelect Fuel Combustible Carburant	Year/Año/Année Model/Modelo/Modele Engine/Motor/Moteur	Eng. Code Código de motor Code moteur	VIN NIV NIV	GOLD Fuel Combustible Carburant	ProSelect Fuel Combustible Carburant
<b>VOLKSWAGEN (Cont'd/Suite)</b>					<b>VOLKSWAGEN (Cont'd/Suite)</b>				
<b>2011 (Cont'd/Suite)</b>					<b>2010 (Cont'd/Suite)</b>				
<b>TIGUAN</b>					<b>JETTA</b>				
L4 2.0L 1984cc 121 CID Turbo	CCTA		N/S	N/S	L4 1.8L 1781CC 109CID (Mex.)			N/S	N/S
<b>TOUAREG</b>					L4 1.9L 1896cc Diesel (Mex.)			3832	23832
V6 3.6L 3597cc 219 CID	CGRA		N/S	N/S	L4 1.9L 1896cc Turbo Diesel (Mex.)			3832	23832
V8 4.2L 4163CC 254CID (Mex.)			N/S	N/S	L4 2.0L 1968cc Turbo Diesel	CFFB		3832	23832
<b>TOUAREG HYBRID</b>					L4 2.0L 1968cc Turbo Diesel (Mex.)	CFFB		3832	23832
V6 3.0L 2995cc Super Charged Electric/Gas	CGFA		N/S	N/S	L4 2.0L 1984cc	CBPA		3833 <sup>154</sup> 3814 <sup>155</sup>	23833 <sup>154</sup> N/A <sup>155</sup>
<b>TOUAREG TDI</b>						CCZA		3833 <sup>154</sup> 3814 <sup>155</sup>	23833 <sup>154</sup> N/A <sup>155</sup>
V6 3.0L 2967cc 181 CID Turbo Diesel	CATA	3434		N/A	L4 2.0L 1984cc 121 CID	EA113		3521	23521
<b>TRANSPORTER</b>					L4 2.0L 1984cc 121 CID Turbo	CBFA		3814	N/A
L4 2.0L 1968cc (Mex.)			308358	N/A		CCTA		3814	N/A
L4 2.0L TDI 1968cc Turbo Diesel (Mex.)			308358	N/A	L5 2.5L 2480cc 151 CID			3833 <sup>154</sup> 3833 <sup>154</sup> 3833 <sup>154</sup>	23833 <sup>154</sup> 23833 <sup>154</sup> 23833 <sup>154</sup>
<b>2010</b>					<b>JETTA TDI</b>				
<b>AMAROK</b>					L4 2.0L 1968cc 120 CID Turbo Diesel	CJAA		3832 <sup>341</sup> 3037 <sup>340</sup>	23832 <sup>341</sup> 23037 <sup>340</sup>
L4 2.0L TDI 1968cc Turbo Diesel (Mex.)			308465	N/A	<b>LUPO</b>				
<b>AMAROK TDI</b>					L4 1.6L 1598cc (Mex.)			300419	N/A
L4 2.0L 1968cc Turbo Diesel (Mex.)			308465	N/A	<b>NEW BEETLE</b>				
<b>BEETLE</b>					L4 1.4L 1390cc (Mex.)	BCA		3521 3833 <sup>154</sup>	23521 23833 <sup>154</sup>
L4 2.0L 1984cc (Mex.)			3521	23521	L4 1.6L 1588cc (Mex.)	AYD		3521 3833 <sup>154</sup>	23521 23833 <sup>154</sup>
L5 2.5L 2480cc 151 CID	BPR		3521 <sup>155</sup> 3833 <sup>153</sup>	23521 <sup>155</sup> 23833 <sup>153</sup>	L4 1.8L 1781cc (Mex.)			3521 3833 <sup>154</sup>	23521 23833 <sup>154</sup>
	BPS		3521 <sup>155</sup> 3833 <sup>154</sup>	23521 <sup>155</sup> 23833 <sup>154</sup>	L4 2.0L 1984cc (Mex.)	AVH		3521 3833 <sup>154</sup>	23521 23833 <sup>154</sup>
<b>BORA</b>					<b>PASSAT</b>				
L4 1.9L 1896cc Turbo Diesel (Mex.)	BXE		3037	23037	L4 2.0L 1984cc 121 CID Turbo	CBFA		N/S	N/S
L4 2.0L 1984cc (Mex.)	BBY		3814	N/A		CCTA		N/S	N/S
L5 2.5L 2480cc (Mex.)			3833	23833	V6 3.6L 3597cc	BLV	U	N/S	N/S
<b>CC</b>					<b>POINTER TRUCK</b>				
L4 2.0L 1984cc 121 CID Turbo	CBFA		N/S	N/S	L4 1.8L 1781CC 109CID (Mex.)			300419	N/A
	CCTA		N/S	N/S	<b>ROUTAN</b>				
V6 3.6L 3597cc 219 CID	BLV		N/S	N/S	V6 3.8L 3778cc 231 CID	CGUA	1	N/S	N/S
<b>CRAFTER</b>					V6 4.0L 3952cc 241 CID	CGVA	X	N/S	N/S
2.5TDI (Mex.)			308392	N/A	<b>SAVEIRO</b>				
L4 2.0L 1968cc Turbo Diesel (Mex.)			N/A	N/A	L4 1.6L 1598cc (Mex.)			308034	N/A
<b>CROSSFOX</b>					<b>SPORT VAN</b>				
L4 1.6L 1598cc (Mex.)			300419	N/A	L4 1.6L 1598cc (Mex.)			3833	23833
<b>EOS</b>					<b>TIGUAN</b>				
L4 2.0L 1984cc 121 CID Turbo	CBFA		3814	N/A	L4 2.0L 1984cc 121 CID Turbo	CCTA		N/S	N/S
	CCTA		3814	N/A	<b>TOUAREG</b>				
<b>GOL</b>					V6 3.6L 3597cc 219 CID	BHK		N/S	N/S
L4 1.6L 1598cc (Mex.)			308034	N/A	V8 4.2L 4163cc	BAR		N/S	N/S
<b>GOLF</b>					<b>TOUAREG TDI</b>				
L4 1.8L 1781cc (Mex.)	AUQ		3521	23521	V6 3.0L 2967cc 181 CID Turbo Diesel	CATA		3434	N/A
L5 2.5L 2480cc 151 CID	CBTA		3833 <sup>154</sup>	23833 <sup>154</sup>	<b>TRANSPORTER</b>				
	CBUA		3833 <sup>154</sup>	23833 <sup>154</sup>	L4 2.0L TDI 1968cc Turbo Diesel (Mex.)			308358	N/A
<b>GOLF SPORTWAGEN</b>					<b>2009</b>				
L5 2.5L 2480CC 151CID (Mex.)			3833	23833	<b>BEETLE</b>				
<b>GOLF TDI</b>					L4 2.0L 1984cc (Mex.)			3521	23521
L4 2.0L 1968cc 120 CID Turbo Diesel	CJAA		3832	23832	L5 2.5L 2480cc 151 CID	BPR		3521 <sup>155</sup> 3833 <sup>153</sup>	23521 <sup>155</sup> 23833 <sup>153</sup>
<b>GTI</b>									
L4 2.0L 1984cc 121 CID Turbo	CBFA		3814	N/A					
	CCTA		3814	N/A					
L4 2.0L 1984cc 121 CID Turbo (Mex.)	CBFA		3814	N/A					
	CCTA		3814	N/A					

See pages 13-16 for footnotes.

*Italicized Part Numbers May Not Be Available.*  
Las piezas con números en *italicas* pueden no estar disponibles.  
Les numéros de pièce en *italiques* peuvent ne pas être disponibles.

Pass Car Light Truck Fuel Filters



VOLKSWAGEN 2009-2008

Pass Car Light Truck Fuel Filter Section

Year/Año/Année Model/Modelo/Modèle Engine/Motor/Moteur	Eng. Code Código de motor Code moteur	VIN NIV NIV	GOLD Fuel Combustible Carburant	ProSelect Fuel Combustible Carburant	Year/Año/Année Model/Modelo/Modèle Engine/Motor/Moteur	Eng. Code Código de motor Code moteur	VIN NIV NIV	GOLD Fuel Combustible Carburant	ProSelect Fuel Combustible Carburant
<b>VOLKSWAGEN (Cont'd/Suite)</b>					<b>VOLKSWAGEN (Cont'd/Suite)</b>				
<b>2009 (Cont'd/Suite)</b>					<b>2009 (Cont'd/Suite)</b>				
<b>BEETLE (Cont'd/Suite)</b>					<b>NEW BETTLE CABRIO (Cont'd/Suite)</b>				
L5 2.5L 2480cc 151 CID	BPS		3521 <sup>155</sup> 3833 <sup>154</sup>	23521 <sup>155</sup> 23833 <sup>154</sup>	L4 1.8L 1781cc Turbo (Mex.)			3833 <sup>154</sup>	23833 <sup>154</sup>
<b>BORA</b>					L4 1.9L 1896 cc Diesel (Mex.)			3619	23619
L4 1.9L 1896cc Turbo Diesel (Mex.)	BXE		3037	23037	<b>PASSAT</b>				
L4 2.0L 1984cc (Mex.)	BWA		3814	N/A	L4 2.0L 1968cc TDI Turbo Diesel (Mex.)	BUZ		3256	N/A
L5 2.5L 2480cc (Mex.)			3833	23833	L4 2.0L 1984cc 121 CID Turbo	CCTA		N/S	N/S
<b>CC</b>					V6 3.6L 3597cc	BLV	U	N/S	N/S
L4 2.0L 1984cc 121 CID Turbo	CCTA		N/S	N/S	<b>POINTER</b>				
V6 3.6L 3597cc 219 CID	BLV		N/S	N/S	L4 1.6L 1588cc (Mex.)			300419	N/A
<b>CRAFTER</b>					L4 1.8L 1781cc (Mex.)			3179	23179
2.5TDI (Mex.)			308392	N/A	L4 1.9L 1896cc Diesel (Mex.)	BGG		3472 <sup>53,70</sup>	N/A <sup>70</sup>
L4 2.0L 1968cc Turbo Diesel (Mex.)			N/A	N/A	L4 2.0 L 1985cc (Mex.)			300419	N/A
<b>CROSSFOX</b>					<b>POINTER PICKUP</b>				
L4 1.6L 1598cc (Mex.)			300419	N/A	L4 1.9L 1896cc Diesel (Mex.)	BGG		3472 <sup>53,70</sup>	N/A <sup>70</sup>
<b>DERBY</b>					<b>POLO</b>				
L4 1.6L 1588cc (Mex.)			3199	N/A	L4 2.0L 1984cc (Mex.)			N/A	N/A
L4 1.8L 1781cc (Mex.)			3078	N/A	<b>RABBIT</b>				
<b>EOS</b>					L5 2.5L 2480cc 151 CID	CBTA		3833 <sup>154</sup>	23833 <sup>154</sup>
L4 2.0L 1984cc 121 CID Turbo	BPY		3814	N/A		CBUA		3833 <sup>154</sup>	23833 <sup>154</sup>
	CBFA		3814	N/A	<b>ROUTAN</b>				
	CCTA		3814	N/A	V6 3.8L 3778cc 231 CID	CGUA	1	N/S	N/S
<b>EUROVAN</b>					V6 4.0L 3952cc 241 CID	CGVA	X	N/S	N/S
L4 1.9L 1896cc Turbo Diesel (Mex.)			308358	N/A	<b>SHARAN</b>				
<b>GOL</b>					L4 1.8L 1781cc Turbo (Mex.)			3179	23179
L4 1.6L 1598cc (Mex.)			308034	N/A	<b>SPORT VAN</b>				
<b>GOLF</b>					L4 1.6L 1598cc (Mex.)			3833	23833
L4 1.8L 1781cc (Mex.)	AUQ		3521	23521	<b>TIGUAN</b>				
V6 2.8L 2792cc (Mex.)	AOP		3521	23521	L4 2.0L 1984cc 121 CID Turbo	CCTA		N/S	N/S
<b>GTI</b>					<b>TOUAREG</b>				
L4 2.0L 1984cc 121 CID Turbo	CBFA		3814	N/A	V6 3.6L 3597cc 219 CID	BHK		N/S	N/S
	CCTA		3814	N/A	V8 4.2L 4163cc	BAR		N/S	N/S
<b>JETTA</b>					<b>TOUAREG TDI</b>				
L4 1.9L 1896 cc Diesel (Mex.)			3832	23832	V6 3.0L 2967cc 181 CID Turbo Diesel	CATA		3434	N/A
L4 2.0L 1984cc 121 CID Turbo	BPY		3814	N/A	<b>VAN</b>				
	CBFA		3814	N/A	L4 1.8L 1780cc (Mex.)			3078	N/A
	CCTA		3814	N/A	<b>2008</b>				
L5 2.5L 2480cc 151 CID	CBTA		3833 <sup>154</sup>	23833 <sup>154</sup>	<b>BEETLE</b>				
	CBUA		3833 <sup>154</sup>	23833 <sup>154</sup>	L4 2.0L 1984cc (Mex.)			3521	23521
<b>JETTA TDI</b>					L5 2.5L 2480cc 151 CID	BPR		3521	23521
L4 2.0L 1968cc 120 CID Turbo Diesel	CBEA		3832 <sup>341</sup> 3037 <sup>340</sup>	23832 <sup>341</sup> 23037 <sup>340</sup>		BPS		3833	23833
<b>LUPO</b>								3521	23521
L4 1.6L 1598cc (Mex.)			300419	N/A				3833 <sup>154</sup>	23833 <sup>154</sup>
<b>NEW BEETLE</b>					<b>BORA</b>				
L4 1.4L 1390cc (Mex.)	BCA		3521 3833 <sup>154</sup>	23521 23833 <sup>154</sup>	L4 1.9L 1896cc Turbo Diesel (Mex.)	BKC		3037	23037
L4 1.6L 1588cc (Mex.)	AYD		3521 3833 <sup>154</sup>	23521 23833 <sup>154</sup>	L4 2.0L 1984cc (Mex.)	BWA		3814	N/A
L4 1.8L 1781cc (Mex.)			3521 3833 <sup>154</sup>	23521 23833 <sup>154</sup>	L5 2.5L 2480cc (Mex.)			3833	23833
L4 2.0L 1984cc (Mex.)	AVH		3521 3833 <sup>154</sup>	23521 23833 <sup>154</sup>	<b>CRAFTER</b>				
L5 2.5 2480cc (Mex.)	CBTA		3521	23521	2.5TDI (Mex.)			308392	N/A
<b>NEW BETTLE CABRIO</b>					L4 2.0L 1968cc Turbo Diesel (Mex.)			N/A	N/A
L4 1.4L 1390cc (Mex.)	BCA		3521	23521	<b>CROSSFOX</b>				
L4 1.6L 1588cc (Mex.)			3833 <sup>154</sup>	23833 <sup>154</sup>	L4 1.6L 1598cc (Mex.)			300419	N/A
<b>2008</b>					<b>DERBY</b>				
<b>BEETLE</b>					L4 1.6L 1588cc (Mex.)			3199	N/A
L4 2.0L 1984cc (Mex.)			3521	23521	L4 1.8L 1781cc (Mex.)			3078	N/A
L5 2.5L 2480cc 151 CID	BPR		3833	23833	<b>2008</b>				
	BPS		3521	23521	<b>BEETLE</b>				
			3833 <sup>154</sup>	23833 <sup>154</sup>	L4 2.0L 1984cc (Mex.)			3521	23521
					L5 2.5L 2480cc 151 CID	BPR		3521	23521
						BPS		3833	23833
								3521	23521
								3833 <sup>154</sup>	23833 <sup>154</sup>
<b>BORA</b>					<b>BORA</b>				
L4 1.9L 1896cc Turbo Diesel (Mex.)			3037	23037	L4 1.9L 1896cc Turbo Diesel (Mex.)	BKC		3037	23037
L4 2.0L 1984cc (Mex.)			3814	N/A	L4 2.0L 1984cc (Mex.)	BWA		3814	N/A
L5 2.5L 2480cc (Mex.)			3833	23833	L5 2.5L 2480cc (Mex.)			3833	23833
<b>CRAFTER</b>					<b>CRAFTER</b>				
2.5TDI (Mex.)			308392	N/A	2.5TDI (Mex.)			308392	N/A
L4 2.0L 1968cc Turbo Diesel (Mex.)			N/A	N/A	L4 2.0L 1968cc Turbo Diesel (Mex.)			N/A	N/A
<b>CROSSFOX</b>					<b>CROSSFOX</b>				
L4 1.6L 1598cc (Mex.)			300419	N/A	L4 1.6L 1598cc (Mex.)			300419	N/A
<b>DERBY</b>					<b>DERBY</b>				
L4 1.6L 1588cc (Mex.)			3199	N/A	L4 1.6L 1588cc (Mex.)			3199	N/A
L4 1.8L 1781cc (Mex.)			3078	N/A	L4 1.8L 1781cc (Mex.)			3078	N/A

See pages 13-16 for footnotes.

Italicized Part Numbers May Not Be Available.  
Las piezas con números en *italicas* pueden no estar disponibles.  
Les numéros de pièce en *italiques* peuvent ne pas être disponibles.



Pass Car Light Truck Fuel Filter Section

VOLKSWAGEN 2008-2007

Year/Año/Année Model/Modelo/Modele Engine/Motor/Moteur	Eng. Code Código de motor Code moteur	VIN NIV NIV	GOLD Fuel Combustible Carburant	ProSelect Fuel Combustible Carburant	Year/Año/Année Model/Modelo/Modele Engine/Motor/Moteur	Eng. Code Código de motor Code moteur	VIN NIV NIV	GOLD Fuel Combustible Carburant	ProSelect Fuel Combustible Carburant
<b>VOLKSWAGEN (Cont'd/Suite)</b>					<b>VOLKSWAGEN (Cont'd/Suite)</b>				
<b>2008 (Cont'd/Suite)</b>					<b>2008 (Cont'd/Suite)</b>				
<b>EOS</b>					<b>POLO</b>				
L4 2.0L 1984cc 121 CID Turbo	BPY		3814	N/A	L4 2.0L 1984cc (Mex.)			N/A	N/A
V6 3.2L 3189cc	BUB		3833 <sup>154</sup>	23833 <sup>154</sup>	<b>R32</b>				
V6 3.2L 3197cc 195 CID	CBRA		3814	N/A	V6 3.2L 3189cc 195 CID	CBRA		3833	23833
<b>GOL</b>					<b>RABBIT</b>				
L4 1.6L 1598cc (Mex.)			N/A	N/A	L5 2.5L 2480cc 151 CID	CBTA CBUA		3833 3833 <sup>154</sup>	23833 23833 <sup>154</sup>
<b>GOLF</b>					<b>SHARAN</b>				
L4 1.6L 1595cc (Mex.)	BSE		3833	23833	L4 1.8L 1781cc Turbo (Mex.)			3179	23179
L4 1.8L 1781cc (Mex.)	AUM		3521	23521	<b>SPORT VAN</b>				
L4 1.9L 1896cc Turbo Diesel (Mex.)	BXE		3832	23832	L4 1.6L 1598cc (Mex.)			3833	23833
	BXF		3832	23832	<b>TOUAREG</b>				
<b>GTI</b>					<b>TOUAREG TDI</b>				
L4 2.0L 1984cc 121 CID Turbo	BPY		3814	N/A	V6 3.6L 3597cc 219 CID	BHK		N/S	N/S
	CBFA		3814	N/A	V8 4.2L 4163cc	BAR		N/S	N/S
	CCTA		3814	N/A	<b>TOUAREG TDI</b>				
<b>JETTA</b>					V10 5.0L 4921cc 300 CID Turbo Diesel				
L4 1.9L 1896cc Turbo Diesel (Mex.)			3619	23619	BWF			N/A	N/A
L4 2.0L 1984cc (Mex.)			3521	23521	<b>VAN</b>				
L4 2.0L 1984cc 121 CID Turbo	BPY		3814	N/A	L4 1.8L 1780cc (Mex.)			3199	N/A
	CBFA		3814	N/A	<b>2007</b>				
	CCTA		3814	N/A	<b>BEETLE</b>				
L5 2.5L 2480cc 151 CID	CBTA		3833 <sup>154</sup>	23833 <sup>154</sup>	L4 2.0L 1984cc (Mex.)			3521	23521
	CBUA		3833 <sup>154</sup>	23833 <sup>154</sup>	L5 2.5L 2480cc 151 CID	BPR		3521 <sup>155</sup>	23521 <sup>155</sup>
<b>JETTA TDI</b>						BPS		3833 <sup>153</sup>	23833 <sup>153</sup>
L4 2.0L 1968cc Turbo Diesel (Mex.)	BKD		3832	23832				3521 <sup>155</sup>	23521 <sup>155</sup>
<b>LUPO</b>								3833 <sup>154</sup>	23833 <sup>154</sup>
L4 1.6L 1598cc (Mex.)			300419	N/A	<b>BORA</b>				
<b>NEW BEETLE</b>					L4 1.9L 1896cc Turbo Diesel (Mex.)				
L4 1.4L 1390cc (Mex.)	BCA		3521	23521	L4 2.0L 1984cc (Mex.)	BKC		3037	23037
			3833 <sup>154</sup>	23833 <sup>154</sup>	L5 2.5L 2480cc (Mex.)	BBY		3814	N/A
L4 1.6L 1588cc (Mex.)	BFS		3521	23521	<b>CITY GOLF</b>				
			3833 <sup>154</sup>	23833 <sup>154</sup>	L4 2.0L 1984cc	BEV		3833 <sup>154</sup>	23833 <sup>154</sup>
L4 1.8L 1781cc (Mex.)			3521	23521	<b>CITY JETTA</b>				
			3833 <sup>154</sup>	23833 <sup>154</sup>	L4 2.0L 1984cc	BEV		3521	23521
L4 2.0L 1984cc (Mex.)	AVH		3521	23521	<b>CRAFTER</b>				
			3833 <sup>154</sup>	23833 <sup>154</sup>	2.5TDI (Mex.)			308392	N/A
L5 2.5L 2480cc (Mex.)	CBUA		3521	23521	<b>CROSSFOX</b>				
<b>NEW BEETLE CABRIO</b>					L4 1.6L 1598cc (Mex.)				
L4 1.4L 1390cc (Mex.)	BCA		3521	23521				300419	N/A
L4 1.6L 1588cc (Mex.)			3833 <sup>154</sup>	23833 <sup>154</sup>	<b>DERBY</b>				
L4 1.8L 1781cc Turbo (Mex.)			3833 <sup>154</sup>	23833 <sup>154</sup>	L4 1.6L 1588cc (Mex.)			3199	N/A
L4 1.9L 1896 cc Diesel (Mex.)			3619	23619	L4 1.8L 1781cc (Mex.)			3078	N/A
<b>PASSAT</b>					<b>EOS</b>				
L4 2.0L 1968cc TDI Turbo Diesel (Mex.)	BUZ		3256	N/A	L4 2.0L 1984cc 121 CID Turbo	BPY		3814	N/A
L4 2.0L 1984cc 121 CID Turbo	BPY		N/S	N/S	V6 3.2L 3189cc	BUB		3833 <sup>154</sup>	23833 <sup>154</sup>
	CCTA		N/S	N/S	<b>GOLF</b>				
V6 3.6L 3597cc 219 CID	BLV		N/S	N/S	L4 1.6L 1595cc (Mex.)	BSE		3833	23833
<b>PICKUP</b>					L4 1.8L 1781cc (Mex.)				
L4 1.8L 1781cc (Mex.)			300419	N/A	<b>GTI</b>				
<b>POINTER</b>					L4 2.0L 1984cc 121 CID Turbo				
L4 1.6L 1588cc (Mex.)			300419	N/A		BPY		3814	N/A
L4 1.8L 1781cc (Mex.)			3179	23179	<b>JETTA</b>				
L4 1.9L 1896cc Diesel (Mex.)	BGG		3472 <sup>53,70</sup>	N/A <sup>70</sup>	L4 1.8L 1781cc Turbo (Mex.)			3521	23521
L4 2.0L 1985cc (Mex.)			300419	N/A	L4 1.9L 1896cc Turbo Diesel (Mex.)			3619	23619
<b>POINTER PICKUP</b>					L4 2.0L 1984cc (Mex.)			3521	23521
L4 1.9L 1896cc Diesel (Mex.)	BGG		3472 <sup>53,70</sup>	N/A <sup>70</sup>	L4 2.0L 1984cc 121 CID Turbo	BPY		3814	N/A
					L5 2.5L 2480cc	CCCA		3833 <sup>154</sup>	23833 <sup>154</sup>
					L5 2.5L 2480cc 151 CID	BGP		3833 <sup>154</sup>	23833 <sup>154</sup>

See pages 13-16 for footnotes.

*Italicized Part Numbers May Not Be Available.*  
 Las piezas con números en *italicas* pueden no estar disponibles.  
 Les numéros de pièce en *italiques* peuvent ne pas être disponibles.

P  
a  
s  
s  
C  
a  
r  
L  
i  
g  
h  
t  
T  
r  
u  
c  
k  
F  
u  
e  
l  
F  
i  
l  
t  
e  
r  
s



Year/Año/Année Model/Modelo/Modèle Engine/Motor/Moteur	Eng. Code Código de motor Code moteur	VIN NIV NIV	GOLD Fuel Combustible Carburant	ProSelect Fuel Combustible Carburant	Year/Año/Année Model/Modelo/Modèle Engine/Motor/Moteur	Eng. Code Código de motor Code moteur	VIN NIV NIV	GOLD Fuel Combustible Carburant	ProSelect Fuel Combustible Carburant
<b>VOLKSWAGEN (Cont'd/Suite)</b>					<b>VOLKSWAGEN (Cont'd/Suite)</b>				
<b>2007 (Cont'd/Suite)</b>					<b>2007 (Cont'd/Suite)</b>				
<b>JETTA (Cont'd/Suite)</b>					<b>TOUAREG TDI</b>				
L5 2.5L 2480cc 151 CID	BGQ		3833 <sup>154</sup>	23833 <sup>154</sup>	V10 5.0L 4921cc 300 CID Turbo Diesel	BWF		N/A	N/A
<b>JETTA TDI</b>					<b>VAN</b>				
L4 2.0L 1968cc 120 CID Turbo Diesel (Mex.)	CJAA		3832	23832	L4 1.8L 1780cc (Mex.)			3078	N/A
<b>LUPO</b>					L4 1.8L 1780cc (Mex.)			3199	N/A
L4 1.6L 1598cc (Mex.)			300419	N/A	<b>2006</b>				
<b>NEW BEETLE</b>					<b>BEETLE</b>				
L4 1.4L 1390cc (Mex.)	BCA		3521 3833 <sup>154</sup>	23521 23833 <sup>154</sup>	L4 1.9L 1896cc 116 CID Turbo Diesel	BEW	R	3619 3521	23619 23521
L4 1.6L 1588cc (Mex.)	AYD		3521 3833 <sup>154</sup>	23521 23833 <sup>154</sup>	L4 2.0L 1984cc (Mex.)			3521 <sup>155</sup> 3833 <sup>153</sup>	23521 <sup>155</sup> 23833 <sup>153</sup>
	BFS		3521 3833 <sup>154</sup>	23521 23833 <sup>154</sup>	L5 2.5L 2480cc 151 CID	BPR		3521 <sup>155</sup> 3833 <sup>154</sup>	23521 <sup>155</sup> 23833 <sup>154</sup>
L4 1.8L 1781cc (Mex.)	AWU		3521 3833 <sup>154</sup>	23521 23833 <sup>154</sup>		BPS		3521 <sup>155</sup> 3833 <sup>154</sup>	23521 <sup>155</sup> 23833 <sup>154</sup>
L4 2.0L 1984cc (Mex.)			3521 3833 <sup>154</sup>	23521 23833 <sup>154</sup>	<b>BORA</b>				
L5 2.5L 2480cc (Mex.)	CBUA		3521	23521	L4 1.9L 1896cc Turbo Diesel (Mex.)	BKC		3037	23037
<b>NEW BEETLE CABRIO</b>					L4 2.0L 1984cc (Mex.)	BWA		3814	N/A
L4 1.4L 1390cc (Mex.)	BCA		3521	23521	L5 2.5L 2480cc (Mex.)			3833	23833
L4 1.6L 1588cc (Mex.)			3833 <sup>154</sup>	23833 <sup>154</sup>	<b>CRAFTER</b>				
L4 1.8L 1781cc Turbo (Mex.)			3833 <sup>154</sup>	23833 <sup>154</sup>	2.5TDI (Mex.)			308392	N/A
L4 1.9L 1896cc Diesel (Mex.)			3619	23619	<b>CROSSFOX</b>				
<b>PASSAT</b>					L4 1.6L 1598cc (Mex.)			300419	N/A
L4 2.0L 1968cc TDI Turbo Diesel (Mex.)	BUZ		3256	N/A	<b>DERBY</b>				
L4 2.0L 1984cc 121 CID Turbo	BPY		N/S	N/S	L4 1.6L 1588cc (Mex.)			3199	N/A
V6 3.6L 3597cc 219 CID	BLV		N/S	N/S	L4 1.8L 1781cc (Mex.)			3078	N/A
<b>POINTER</b>					<b>EUROVAN</b>				
L4 1.6L 1588cc (Mex.)			300419	N/A	L4 1.9L 1896cc Turbo Diesel (Mex.)			308358	N/A
L4 1.8L 1781cc (Mex.)			3179	23179	<b>GOLF</b>				
L4 1.9L 1896cc Diesel (Mex.)	BGG		3472 <sup>53,70</sup>	N/A <sup>70</sup>	L4 1.6L 1595cc (Mex.)	BSE		3833	23833
L4 2.0 L 1985cc (Mex.)			300419	N/A	L4 1.8L 1781cc (Mex.)			3521	23521
<b>POINTER PICKUP</b>					L4 1.9L 1896cc 116 CID Turbo Diesel	BEW	R	3619	23619
L4 1.8 L 1800cc (Mex.)			300419	N/A	L4 1.9L 1896cc Turbo Diesel (Mex.)	BXE		3832	23832
L4 1.9L 1896cc Diesel (Mex.)	BGG		3472 <sup>53,70</sup>	N/A <sup>70</sup>	L4 2.0L 1984cc 121 CID	BEV		3521 <sup>155</sup> 3833 <sup>153</sup>	23521 <sup>155</sup> 23833 <sup>153</sup>
<b>POINTER TRUCK</b>					<b>GOLF GTI</b>				
L4 1.8L 1780cc (Mex.)			300419	N/A	L4 1.8L 1781cc Turbo	AWP		3521	23521
<b>POLO</b>					<b>GTI</b>				
L4 1.6 L (Mex.)			3833 w/ pressure reg. 3521 w/o pressure reg. N/A	23833 w/ pressure reg. 23521 w/o pressure reg. N/A	L4 2.0L 1984cc 121 CID Turbo	BPY		3814	N/A
L4 2.0L 1984cc (Mex.)			N/A	N/A	<b>JETTA</b>				
<b>RABBIT</b>					L4 1.8L 1781cc Turbo (Mex.)			3521	23521
L5 2.5L 2480cc 151 CID	BGP		3814	N/A	L4 1.9L 1896cc 116 CID Turbo Diesel	BRM		3037 <sup>342</sup> 3832 <sup>343</sup>	23037 <sup>342</sup> 23832 <sup>343</sup>
	BGQ		3814	N/A	L4 2.0L 1984cc (Mex.)			3521	23521
<b>SHARAN</b>					L4 2.0L 1984cc 121 CID Turbo	BPY		3814	N/A
L4 1.8L 1781cc (Mex.)			3179	23179	L5 2.5L 2480cc 151 CID	BGP		3833 <sup>154</sup>	23833 <sup>154</sup>
L4 1.8L 1781cc Turbo (Mex.)			3179	23179		BGQ		3833 <sup>154</sup>	23833 <sup>154</sup>
<b>SPORT VAN</b>					<b>JETTA TDI</b>				
L4 1.6L 1598cc (Mex.)			3833	23833	L4 2.0L 1968cc Turbo Diesel (Mex.)	CBEA		3037	23037
<b>TOUAREG</b>					<b>LUPO</b>				
V10 4.9L 4921CC 300CID (Mex.)			N/S	N/S	L4 1.6L 1598cc (Mex.)			300419	N/A
V6 3.6L 3597cc 219 CID	BHK		N/S	N/S	<b>NEW BEETLE</b>				
V8 4.2L 4163cc	BAR		N/S	N/S	L4 1.4L 1390cc (Mex.)	BCA		3521 3833 <sup>154</sup>	23521 23833 <sup>154</sup>
V8 4.2L 4172cc	AXQ		N/S	N/S	L4 1.6L 1588cc (Mex.)			3521 3833 <sup>154</sup>	23521 23833 <sup>154</sup>
			N/S	N/S	L4 1.8L 1781cc (Mex.)			3521 3833 <sup>154</sup>	23521 23833 <sup>154</sup>

See pages 13-16 for footnotes.

*Italicized Part Numbers May Not Be Available.*  
Las piezas con números en *italicas* pueden no estar disponibles.  
Les numéros de pièce en *italiques* peuvent ne pas être disponibles.



Pass Car Light Truck Fuel Filter Section

VOLKSWAGEN 2006-2005

Year/Año/Année Model/Modelo/Modèle Engine/Motor/Moteur	Eng. Code Código de motor Code moteur	VIN NIV NIV	GOLD Fuel Combustible Carburant	ProSelect Fuel Combustible Carburant	Year/Año/Année Model/Modelo/Modèle Engine/Motor/Moteur	Eng. Code Código de motor Code moteur	VIN NIV NIV	GOLD Fuel Combustible Carburant	ProSelect Fuel Combustible Carburant
<b>VOLKSWAGEN (Cont'd/Suite)</b>					<b>VOLKSWAGEN (Cont'd/Suite)</b>				
<b>2006 (Cont'd/Suite)</b>					<b>2005 (Cont'd/Suite)</b>				
<b>NEW BEETLE (Cont'd/Suite)</b>					<b>DERBY</b>				
L4 2.0L 1984cc (Mex.)	BEV		3521 3833 <sup>154</sup>	23521 23833 <sup>154</sup>	L4 1.8L 1781cc (Mex.)			3078	N/A
L5 2.5 2480cc (Mex.)	CBTA		3521	23521	<b>GOLF</b>				
<b>NEW BEETLE CABRIO</b>					L4 1.6L 1595cc (Mex.)				
L4 1.4L 1390cc (Mex.)	BCA		3521	23521		BGU		3833	23833
L4 1.6L 1588cc (Mex.)			3833 <sup>154</sup>	23833 <sup>154</sup>		BSE		3833	23833
L4 1.8L 1781cc Turbo (Mex.)			3833 <sup>154</sup>	23833 <sup>154</sup>	L4 1.8L 1781cc (Mex.)			3521	23521
L4 1.9L 1896 cc Diesel (Mex.)			3619	23619	L4 1.9L 1896cc 116 CID Turbo Diesel	BEW		3619	23619
<b>PASSAT</b>					L4 1.9L 1896cc Turbo Diesel (Mex.)			3832	23832
L4 2.0L 1968cc Turbo Diesel (Mex.)			3256	N/A	L4 2.0L 1984cc 121 CID	BEV		3521 <sup>155</sup> 3833 <sup>153</sup>	23521 <sup>155</sup> 23833 <sup>153</sup>
L4 2.0L 1984cc 121 CID Turbo	BPY		N/S	N/S	V6 2.8L 2792cc (Mex.)			3521	23521
V6 3.6L 3597cc 219 CID	BLV		N/S	N/S	V6 3.2L 3189cc (Mex.)	BUB		3833 <sup>154</sup> 3814 <sup>155</sup>	23833 <sup>154</sup> N/A <sup>155</sup>
<b>PHAETON</b>					<b>GOLF GTI</b>				
V8 4.2L 4172cc	BGH		3521	23521	L4 1.8L 1781cc Turbo	AWP		3521	23521
W12 6.0L 5998cc 366 CID	BRP		3521	23521	V6 2.8L 2792cc	BDF		3521	23521
<b>POINTER</b>					<b>JETTA</b>				
L4 1.8L 1781cc (Mex.)			3179	23179	L4 1.8L 1781cc Turbo	AWP		3521 <sup>155</sup>	23521 <sup>155</sup>
L4 1.9L 1896cc Diesel (Mex.)	BGG		3472 <sup>53,70</sup>	N/A <sup>70</sup>	L4 1.9L 1896cc 116 CID Turbo Diesel	BEW BRM		3619 3037 <sup>342</sup> 3832 <sup>343</sup>	23619 23037 <sup>342</sup> 23832 <sup>343</sup>
<b>POINTER PICKUP</b>					L4 2.0L 1984cc (Mex.)			3521	23521
L4 1.8 L 1800cc (Mex.)			300419	N/A	L4 2.0L 1984cc 121 CID	BBW		3521 <sup>155</sup>	23521 <sup>155</sup>
L4 1.9L 1896cc Diesel (Mex.)	BGG		3472 <sup>53,70</sup>	N/A <sup>70</sup>	L5 2.5L 2480cc 151 CID	BEV BGP BGQ		3521 <sup>155</sup> 3833 <sup>154</sup> 3833 <sup>154</sup>	23521 <sup>155</sup> 23833 <sup>154</sup> 23833 <sup>154</sup>
<b>POINTER TRUCK</b>					<b>JETTA TDI</b>				
L4 1.8L 1780cc (Mex.)			300419	N/A	L4 2.0L 1968cc Turbo Diesel (Mex.)	BKD		3037	23037
<b>POLO</b>					<b>LUPO</b>				
L4 1.6L 1588cc (Mex.)			N/A	N/A	L4 1.6L 1598cc			300419	N/A
L4 1.9L 1896 cc Diesel (Mex.)			308269	N/A	L4 1.6L 1598cc (Mex.)			300419	N/A
L4 2.0L 1984cc (Mex.)			N/A	N/A	<b>NEW BEETLE</b>				
<b>RABBIT</b>					L4 1.4L 1390cc (Mex.)	BCA		3521	23521
L5 2.5L 2480cc 151 CID	BGP BGQ		3833 3833	23833 23833	L4 1.6L 1588cc (Mex.)			3521	23521
<b>SHARAN</b>					L4 1.8L 1781cc (Mex.)			3521 <sup>155</sup>	23521 <sup>155</sup>
L4 1.8L 1781cc (Mex.)			3179	23179	L4 1.8L 1781cc Turbo (Mex.)			3833 <sup>154</sup>	23833 <sup>154</sup>
L4 1.8L 1781cc Turbo (Mex.)			3179	23179	L4 2.0L 1984cc (Mex.)	AZJ		3521	23521
<b>TOUAREG</b>					L5 2.3L 2319cc (Mex.)	AQN		3521	23521
V6 3.2L 3189cc 195 CID	BMX		N/S	N/S	<b>NEW BEETLE CABRIO</b>				
V8 4.2L 4172cc	AXQ		N/S	N/S	L4 1.4L 1390cc (Mex.)	BCA		3521	23521
<b>TOUAREG TDI</b>					L4 1.6L 1588cc (Mex.)			3521	23521
V10 5.0L 4921cc 300 CID Turbo Diesel	BWF		300489	N/A	L4 1.8L 1781cc Turbo (Mex.)			3521	23521
<b>VAN</b>					L4 1.9L 1896 cc Diesel (Mex.)			3619	23619
L4 1.8L 1780cc (Mex.)			3078	N/A	<b>PASSAT</b>				
L4 1.8L 1780cc (Mex.)			3199	N/A	L4 1.8L 1781cc (Mex.)			3179	23179
<b>2005</b>					L4 1.8L 1781cc Turbo	AWM		3179	23179
<b>BEETLE</b>					L4 1.8L 1781cc Turbo			3179	23179
L4 1.8L 1781cc Turbo	BKF		3521 <sup>155</sup> 3833 <sup>153</sup>	23521 <sup>155</sup> 23833 <sup>153</sup>	L4 1.8L 1781cc Turbo (Mex.)			3179	23179
L4 1.9L 1896cc 116 CID Turbo Diesel	BEW		3619	23619	L4 1.9L 1896cc Turbo Diesel (Mex.)	AVB		3619	23619
L4 2.0L 1984cc 121 CID	BEV		3521 <sup>155</sup> 3833 <sup>153</sup>	23521 <sup>155</sup> 23833 <sup>153</sup>	L4 2.0L 1968cc 120 CID Turbo Diesel	BHW		3619	23619
	BGD		3521 <sup>155</sup> 3833 <sup>154</sup>	23521 <sup>155</sup> 23833 <sup>154</sup>	V6 2.8L 2771cc	ATQ	H	3179	23179
<b>BORA</b>					V8 4.0L 3999cc (Mex.)	BDN BDP		3156 3156	23156 23156
L4 1.9L 1896cc Turbo Diesel (Mex.)	BXE		3037	23037	<b>PHAETON</b>				
L4 2.0L 1984cc (Mex.)	BBY		3814	N/A	V8 4.2L 4172cc	BGH		3521	23521
L5 2.5L 2480cc (Mex.)	BTK		3833 <sup>154</sup>	23833 <sup>154</sup>					

See pages 13-16 for footnotes.

*Italicized Part Numbers May Not Be Available.*  
Las piezas con números en *italicas* pueden no estar disponibles.  
Les numéros de pièce en *italiques* peuvent ne pas être disponibles.

P  
a  
s  
s  
C  
a  
r  
L  
i  
g  
h  
t  
T  
r  
u  
c  
k  
F  
u  
e  
l  
F  
i  
l  
t  
e  
r  
s



VOLKSWAGEN 2005-2004

Pass Car Light Truck Fuel Filter Section

Year/Año/Année Model/Modelo/Modèle Engine/Motor/Moteur	Eng. Code Código de motor Code moteur	VIN NIV NIV	GOLD Fuel Combustible Carburant	ProSelect Fuel Combustible Carburant	Year/Año/Année Model/Modelo/Modèle Engine/Motor/Moteur	Eng. Code Código de motor Code moteur	VIN NIV NIV	GOLD Fuel Combustible Carburant	ProSelect Fuel Combustible Carburant
<b>VOLKSWAGEN (Cont'd/Suite)</b>					<b>VOLKSWAGEN (Cont'd/Suite)</b>				
<b>2005 (Cont'd/Suite)</b>					<b>2004 (Cont'd/Suite)</b>				
<b>PHAETON (Cont'd/Suite)</b>					<b>GOLF (Cont'd/Suite)</b>				
W12 6.0L 5998cc	BAP		3521	23521	V6 3.2L 3189cc (Mex.)	BUB		3833 <sup>154</sup> 3814 <sup>155</sup>	23833 <sup>154</sup> N/A <sup>155</sup>
<b>POINTER</b>					<b>GOLF GTI</b>				
L4 1.8L 1781cc (Mex.)			3179	23179	L4 1.8L 1781cc Turbo	AWP		3521	23521
L4 1.9L 1896cc Diesel (Mex.)	BGG		3472 <sup>53,70</sup>	N/A <sup>70</sup>	V6 2.8L 2792cc	BDF		3521	23521
<b>POINTER PICKUP</b>					<b>GOLF R32</b>				
L4 1.9L 1896cc Diesel (Mex.)	BGG		3472 <sup>53,70</sup>	N/A <sup>70</sup>	V6 3.2L 3189cc	BJS		3521	23521
<b>POINTER TRUCK</b>					<b>JETTA</b>				
L4 1.8L 1780cc (Mex.)			300419	N/A	L4 1.8L 1781cc Turbo	AWP		3521 <sup>155</sup>	23521 <sup>155</sup>
<b>POINTER WAGON</b>					L4 1.9L 1896cc 116 CID Turbo Diesel				
L4 1.8L 1780cc (Mex.)			300419	N/A		ALH		3619	23619
<b>POLO</b>					L4 2.0L 1984cc				
L4 1.6L 1588cc (Mex.)			N/A	N/A		BEW		3619	23619
L4 1.9L 1896 cc Diesel (Mex.)			308269	N/A	V6 2.8L 2792cc	BDF		3521 <sup>155</sup>	23521 <sup>155</sup>
L4 2.0L 1984cc (Mex.)			N/A	N/A	<b>NEW BEETLE</b>				
<b>SHARAN</b>					L4 1.4L 1390cc (Mex.)				
L4 1.8L 1781cc (Mex.)			3179	23179		BCA		3521	23521
L4 1.8L 1781cc Turbo (Mex.)			3179	23179	L4 1.6L 1588cc (Mex.)			3833 <sup>154</sup>	23833 <sup>154</sup>
<b>TOUAREG</b>					L4 1.8L 1781cc (Mex.)				
V6 3.2L 3189cc 195 CID	BMX		N/S	N/S				3521	23521
V6 3.2L 3200cc 195 CID	BAA		N/S	N/S	L4 2.0L 1984cc (Mex.)	BDC		3833 <sup>154</sup>	23833 <sup>154</sup>
V8 4.2L 4172cc	AXQ		N/S	N/S				3521	23521
<b>TOUAREG TDI</b>					L5 2.3L 2319cc (Mex.)				
V10 5.0L 4921cc Turbo Diesel	BKW		300489	N/A		AQN		3521	23521
<b>VAN</b>					<b>NEW BETTLE CABRIO</b>				
L4 1.8L 1780cc (Mex.)			3078	N/A	L4 1.4L 1390cc (Mex.)	BCA		3521	23521
L4 1.8L 1780cc (Mex.)			3199	N/A	L4 1.6L 1588cc (Mex.)			3521	23521
<b>2004</b>					L4 1.8L 1781cc Turbo (Mex.)				
<b>BEETLE</b>					L4 1.9L 1896 cc Diesel (Mex.)				
L4 1.8L 1781cc Turbo	AWP		3521 <sup>155</sup> 3833 <sup>153</sup>	23521 <sup>155</sup> 23833 <sup>153</sup>	L4 1.4L 1390cc (Mex.)	BCA		3521	23521
	AWV		3521 <sup>155</sup> 3833 <sup>153</sup>	23521 <sup>155</sup> 23833 <sup>153</sup>	L4 1.6L 1588cc (Mex.)			3521	23521
L4 1.9L 1896cc 116 CID Turbo Diesel	ALH		3619	23619	L4 1.8L 1781cc Turbo (Mex.)			3521	23521
	BEW		3619	23619	L4 1.9L 1896 cc Diesel (Mex.)			3619	23619
L4 2.0L 1984cc 121 CID	BEV		3521 <sup>155</sup> 3833 <sup>153</sup>	23521 <sup>155</sup> 23833 <sup>153</sup>	<b>PASSAT</b>				
	BGD		3521 <sup>155</sup> 3833 <sup>154</sup>	23521 <sup>155</sup> 23833 <sup>154</sup>	L4 1.8L 1781cc Turbo	AWM		3179	23179
<b>BORA</b>					L4 1.8L 1781cc Turbo (Mex.)			3179	23179
L4 2.0L 1984cc (Mex.)	AQY		3521	23521	L4 1.9L 1896cc Turbo Diesel (Mex.)	AVB		3619	23619
<b>DERBY</b>					L4 2.0L 1968cc 120 CID Turbo Diesel	BHW	E	3619	23619
L4 1.8L 1781cc (Mex.)			3078	N/A	L4 2.0L 1984cc (Mex.)	AZM		3179	23179
<b>EUROVAN</b>					V6 2.8L 2771cc	ATQ	H	3179	23179
L5 2.5L 2461cc 150 CID (Mex.)			3179	23179				FWD	FWD
<b>GOLF</b>					V8 4.0L 3999cc (Mex.)	BDP		3156	23156
L4 1.6L 1595cc (Mex.)	BGU		3814 <sup>155</sup> 3833 <sup>154</sup>	N/A <sup>155</sup> 23833 <sup>154</sup>	W8 4.0L 3999cc 244 CID	BDP		3156	23156
L4 1.8L 1781cc Turbo	AWP		3521	23521	<b>PHAETON</b>				
L4 1.9L 1896cc 116 CID Turbo Diesel	ALH		3619	23619	V8 4.2L 4172cc	BGH		3521	23521
	BEW		3619	23619	W12 6.0L 6000cc			3521	23521
L4 1.9L 1896cc Turbo Diesel (Mex.)	BXF		3832	23832	<b>POINTER</b>				
L4 2.0L 1984cc 121 CID	BEV		3521 <sup>155</sup> 3833 <sup>153</sup>	23521 <sup>155</sup> 23833 <sup>153</sup>	L4 1.8L 1781cc (Mex.)			3179	23179
V6 2.8L 2792cc (Mex.)			3521	23521	L4 1.9L 1896cc Diesel (Mex.)	BGG		3472 <sup>53,70</sup>	N/A <sup>70</sup>
<b>BEETLE</b>					<b>POINTER PICKUP</b>				
L4 1.8L 1781cc Turbo	AWP		3521	23521	L4 1.8 L 1800cc (Mex.)			300419	N/A
L4 1.9L 1896cc 116 CID Turbo Diesel	ALH		3619	23619	L4 1.9L 1896cc Diesel (Mex.)	BGG		3472 <sup>53,70</sup>	N/A <sup>70</sup>
	BEW		3619	23619	<b>POINTER TRUCK</b>				
L4 1.9L 1896cc Turbo Diesel (Mex.)	BXF		3832	23832	L4 1.8L 1780cc (Mex.)			300419	N/A
L4 2.0L 1984cc 121 CID	BEV		3521 <sup>155</sup> 3833 <sup>153</sup>	23521 <sup>155</sup> 23833 <sup>153</sup>	<b>POINTER WAGON</b>				
V6 2.8L 2792cc (Mex.)			3521	23521	L4 1.8L 1780cc (Mex.)			300419	N/A
<b>POLO</b>					<b>POLO</b>				
L4 1.6L 1588cc (Mex.)			N/A	N/A	L4 1.6L 1588cc (Mex.)			N/A	N/A
L4 1.9L 1896 cc Diesel (Mex.)			308269	N/A	L4 1.9L 1896 cc Diesel (Mex.)			308269	N/A

See pages 13-16 for footnotes.





Pass Car Light Truck Fuel Filter Section

VOLKSWAGEN 2004-2003

Year/Año/Année Model/Modelo/Modèle Engine/Motor/Moteur	Eng. Code Código de motor Code moteur	VIN NIV NIV	GOLD Fuel Combustible Carburant	ProSelect Fuel Combustible Carburant	Year/Año/Année Model/Modelo/Modèle Engine/Motor/Moteur	Eng. Code Código de motor Code moteur	VIN NIV NIV	GOLD Fuel Combustible Carburant	ProSelect Fuel Combustible Carburant
<b>VOLKSWAGEN (Cont'd/Suite)</b>					<b>VOLKSWAGEN (Cont'd/Suite)</b>				
<b>2004 (Cont'd/Suite)</b>					<b>2003 (Cont'd/Suite)</b>				
<b>POLO (Cont'd/Suite)</b>					<b>JETTA (Cont'd/Suite)</b>				
L4 2.0L 1984cc (Mex.)			N/A	N/A	L4 2.0L 1984cc 121 CID	AZG		3521 <sup>155</sup>	23521 <sup>155</sup>
<b>R32</b>					V6 2.8L 2792cc	AFP		3521 <sup>155</sup>	23521 <sup>155</sup>
V6 3.2L 3189cc 195 CID	CBRA		3521	23521		BDF		3521 <sup>155</sup>	23521 <sup>155</sup>
<b>SEDAN</b>					<b>NEW BEETLE</b>				
L4 1.6L 1584cc (Mex.)			3179	23179	L4 1.4L 1390cc (Mex.)	BCA		3521	23521
<b>SHARAN</b>					L4 1.6L 1588cc (Mex.)			3833 <sup>154</sup>	23833 <sup>154</sup>
L4 1.8L 1781cc (Mex.)			3179	23179	L4 1.8L 1781cc (Mex.)			3521	23521
<b>TOUAREG</b>					L4 1.8L 1781cc (Mex.)			3833 <sup>154</sup>	23833 <sup>154</sup>
V6 3.2L 3200cc 195 CID	BAA		3521	23521	L4 2.0L 1984cc (Mex.)	BEV		3521	23521
V8 4.2L 4172cc	AXQ		3521	23521	L5 2.3L 2319cc (Mex.)	AQN		3833 <sup>154</sup>	23833 <sup>154</sup>
<b>TOUAREG TDI</b>					<b>NEW BETTLE CABRIO</b>				
V10 4.9L 4921cc 300 CID Turbo Diesel	BKW		300489	N/A	L4 1.4L 1390cc (Mex.)	BCA		3521	23521
<b>VAN</b>					L4 1.6L 1588cc (Mex.)			3521	23521
L4 1.8L 1780cc (Mex.)			3078	N/A	L4 1.8L 1781cc Turbo (Mex.)			3521	23521
L4 1.8L 1780cc (Mex.)			3199	N/A	L4 1.9L 1896cc Diesel (Mex.)			3619	23619
<b>2003</b>					L4 2.0L 1984cc (Mex.)			3521	23521
<b>BEETLE</b>					<b>PASSAT</b>				
L4 1.8L 1781cc Turbo	AWP		3521 <sup>155</sup>	23521 <sup>155</sup>	L4 1.8L 1781cc Turbo	AWM		3179	23179
	AWW		3833 <sup>153</sup>	23833 <sup>153</sup>	L4 1.9L 1896cc Turbo Diesel (Mex.)	AVB		3619	23619
			3521	23521	L4 2.0L 1984cc (Mex.)	AZM		3179	23179
L4 1.9L 1896cc 116 CID Turbo Diesel	ALH		3619	23619	V6 2.8L 2771cc	ATQ	H	3179	23179
L4 2.0L 1984cc 121 CID	AVH		3521 <sup>155</sup>	23521 <sup>155</sup>				FWD	FWD
			3833 <sup>153</sup>	23833 <sup>153</sup>	V8 4.0L 3999cc (Mex.)	BDP		3156	23156
	AZG		3521 <sup>155</sup>	23521 <sup>155</sup>	W8 4.0L 3999cc 244 CID	BDP		3156	23156
	BDC		3833 <sup>153</sup>	23833 <sup>153</sup>	<b>POINTER</b>				
			3521	23521	L4 1.8L 1781cc (Mex.)			3179	23179
			3833	23833	L4 1.9L 1896cc Diesel (Mex.)	BGG		3472 <sup>53,70</sup>	N/A <sup>70</sup>
<b>BORA</b>					<b>POINTER GTI</b>				
L4 2.0L 1984cc (Mex.)	AQY		3521	23521	L4 2.0L 1985cc (Mex.)			300419	N/A
<b>DERBY</b>					<b>POINTER PICKUP</b>				
L4 1.8L 1781cc (Mex.)			3078	N/A	L4 1.8L 1800cc (Mex.)			300419	N/A
L4 2.0L 1985cc (Mex.)			3199	N/A	L4 1.9L 1896cc Diesel (Mex.)	BGG		3472 <sup>53,70</sup>	N/A <sup>70</sup>
<b>EUROVAN</b>					<b>POINTER TRUCK</b>				
L5 2.5L 2461cc 150 CID (Mex.)			3179	23179	L4 1.8L 1780cc (Mex.)			300419	N/A
V6 2.8L 2792cc	AXK		3179	23179	<b>POINTER WAGON</b>				
<b>GOLF</b>					L4 1.8L 1780cc (Mex.)			300419	N/A
L4 1.6L 1595cc (Mex.)			3521	23521	<b>POLO</b>				
L4 1.6L 1598cc (Mex.)			3521	23521	L4 1.6L 1588cc (Mex.)			N/A	N/A
L4 1.8L 1781cc Turbo	AWP		3521	23521	L4 1.9L 1896 cc Diesel (Mex.)			308269	N/A
L4 1.9L 1896cc 116 CID Turbo Diesel	ALH		3619	23619	L4 2.0L 1984cc (Mex.)			N/A	N/A
L4 2.0L 1984cc 121 CID	AVH		3521	23521	<b>SEDAN</b>				
			3833	23833	L4 1.6L 1584cc (Mex.)			3179	23179
V6 2.8L 2792cc (Mex.)			3521	23521	<b>SHARAN</b>				
V6 3.2L 3189cc (Mex.)			3833 <sup>154</sup>	23833 <sup>154</sup>	L4 1.8L 1781cc (Mex.)			3179	23179
			3814 <sup>155</sup>	N/A <sup>155</sup>	<b>VAN</b>				
<b>GOLF GTI</b>					L4 1.8L 1780cc			3199	N/A
L4 1.8L 1781cc Turbo	AWP		3521	23521	L4 1.8L 1780cc (Mex.)			3078	N/A
V6 2.8L 2792cc	BDF		3521	23521	L4 1.8L 1780cc (Mex.)			3199	N/A
<b>GTI</b>					<b>JETTA</b>				
L4 2.0L 1984cc (Mex.)			3521	23521	L4 1.8L 1781cc Turbo	AWP		3521 <sup>155</sup>	23521 <sup>155</sup>
<b>JETTA</b>					L4 1.9L 1896cc 116 CID Turbo Diesel	ALH		3619	23619
L4 1.8L 1781cc Turbo	AWP		3521 <sup>155</sup>	23521 <sup>155</sup>	L4 2.0L 1984cc 121 CID	AVH		3521	23521
L4 1.9L 1896cc 116 CID Turbo Diesel	ALH		3619	23619					
L4 2.0L 1984cc 121 CID	AVH		3521	23521					

See pages 13-16 for footnotes.

*Italicized Part Numbers May Not Be Available.*  
 Las piezas con números en *italicas* pueden no estar disponibles.  
 Les numéros de pièce en *italiques* peuvent ne pas être disponibles.

P  
a  
s  
s  
C  
a  
r  
L  
i  
g  
h  
t  
T  
r  
u  
c  
k  
F  
u  
e  
l  
F  
i  
l  
t  
e  
r  
s





VOLKSWAGEN 2002-2001

Pass Car Light Truck Fuel Filter Section

Year/Año/Année Model/Modelo/Modèle Engine/Motor/Moteur	Eng. Code Código de motor Code moteur	VIN NIV NIV	GOLD Fuel Combustible Carburant	ProSelect Fuel Combustible Carburant	Year/Año/Année Model/Modelo/Modèle Engine/Motor/Moteur	Eng. Code Código de motor Code moteur	VIN NIV NIV	GOLD Fuel Combustible Carburant	ProSelect Fuel Combustible Carburant
<b>VOLKSWAGEN (Cont'd/Suite)</b>					<b>VOLKSWAGEN (Cont'd/Suite)</b>				
<b>2002</b>					<b>2002 (Cont'd/Suite)</b>				
<b>BEETLE</b>					<b>PASSAT (Cont'd/Suite)</b>				
L4 1.8L 1781cc Turbo	AWP		3521 <sup>155</sup> 3833 <sup>153</sup>	23521 <sup>155</sup> 23833 <sup>153</sup>	V6 2.8L 2771cc	ATQ	H	3179 FWD 3156 AWD	23179 FWD 23156 AWD
	AWV		3521 <sup>155</sup> 3833 <sup>153</sup>	23521 <sup>155</sup> 23833 <sup>153</sup>	V8 4.0L 3999cc (Mex.)	BDP		3156	23156
L4 1.9L 1896cc 116 CID Turbo Diesel	ALH		3619	23619	W8 4.0L 3999cc 244 CID	BDP		3156	23156
L4 2.0L 1984cc 121 CID	AVH		3521 <sup>155</sup> 3833 <sup>153</sup>	23521 <sup>155</sup> 23833 <sup>153</sup>	<b>POINTER</b>				
	AZG		3521 <sup>155</sup> 3833 <sup>153</sup>	23521 <sup>155</sup> 23833 <sup>153</sup>	L4 1.6L 1600cc Diesel (Mex.)			3472 <sup>53,70</sup>	N/A <sup>70</sup>
<b>BORA</b>					L4 1.8L 1781cc (Mex.)			3179	23179
L4 2.0L 1984cc (Mex.)	AQY		3521	23521	L4 1.9L 1896cc Diesel (Mex.)	AAZ		3472 <sup>53,70</sup>	N/A <sup>70</sup>
<b>CABRIO</b>					L4 2.0L 1984cc (Mex.)			300419	N/A
L4 2.0L 1984cc 121 CID	ABA		3179	23179	<b>POINTER GTI</b>				
<b>COMBI</b>					L4 2.0L 1985cc (Mex.)			300419	N/A
L4 1.8L 1781cc (Mex.)			3179	23179	<b>POINTER PICKUP</b>				
<b>DERBY</b>					L4 1.6L 1595cc Diesel (Mex.)			3472 <sup>53,70</sup>	N/A <sup>70</sup>
L4 1.8L 1781cc (Mex.)			3078	N/A	L4 1.8 L 1800cc (Mex.)			300419	N/A
L4 2.0 L 1985cc (Mex.)			3199	N/A	L4 1.9 1896cc Diesel (Mex.)			3472 <sup>53,70</sup>	N/A <sup>70</sup>
<b>EUROVAN</b>					<b>POINTER TRUCK</b>				
L5 2.5L 2461cc 150 CID (Mex.)			3179	23179	L4 1.8L 1780cc (Mex.)			300419	N/A
V6 2.8L 2792cc	AES		3179	23179	<b>POINTER WAGON</b>				
	AXK		3179	23179	L4 1.8L 1780cc (Mex.)			300419	N/A
<b>GOLF</b>					<b>POLO</b>				
L4 1.6L 1595cc (Mex.)			3521	23521	L4 2.0L 1984cc (Mex.)	ADC		3078	N/A
L4 1.6L 1598cc (Mex.)			3521	23521	<b>SEDAN</b>				
L4 1.8L 1781cc Turbo	AWP		3521	23521	L4 1.6L 1584cc (Mex.)			3179	23179
L4 1.9L 1896cc 116 CID Turbo Diesel	ALH		3619	23619	<b>SHARAN</b>				
L4 2.0L 1984cc 121 CID	AVH		3521	23521	L4 1.8L 1781cc (Mex.)			3179	23179
	AZG		3521	23521	<b>VAN</b>				
V6 2.8L 2792cc (Mex.)			3521	23521	L4 1.8L 1780cc (Mex.)			3199	N/A
<b>GOLF GTI</b>					<b>2001</b>				
L4 1.8L 1781cc Turbo	AWP		3521	23521	<b>BEETLE</b>				
V6 2.8L 2792cc	AFP		3521	23521	L4 1.8L 1781cc Turbo	APH		3521	23521
	BDF		3521	23521		AWV		3521	23521
<b>GTI</b>					L4 1.9L 1896cc 116 CID Turbo Diesel	ALH		3619	23619
L4 2.0L 1984cc (Mex.)			3521	23521	L4 2.0L 1984cc 121 CID	AEG		3521	23521
<b>JETTA</b>						AVH		3521	23521
L4 1.8L 1781cc Turbo	AWP		3521 <sup>155</sup>	23521 <sup>155</sup>		AZG		3521	23521
L4 1.9L 1896cc 116 CID Turbo Diesel	ALH		3619	23619	<b>BORA</b>				
L4 2.0L 1984cc 121 CID	AVH		3521 <sup>155</sup>	23521 <sup>155</sup>	L4 2.0L 1984cc (Mex.)	AQY		3521	23521
	AZG		3521 <sup>155</sup>	23521 <sup>155</sup>	<b>CABRIO</b>				
V6 2.8L 2792cc	AFP		3521 <sup>155</sup>	23521 <sup>155</sup>	L4 2.0L 1984cc 121 CID	ABA		3179	23179
	BDF		3521 <sup>155</sup>	23521 <sup>155</sup>	<b>COMBI</b>				
<b>NEW BEETLE</b>					L4 1.8L 1781cc (Mex.)			3179	23179
L4 1.4L 1390cc (Mex.)	BCA		3521	23521	<b>DERBY</b>				
L4 1.6L 1588cc (Mex.)			3521 3833 <sup>154</sup>	23521 23833 <sup>154</sup>	L4 1.8L 1781cc (Mex.)			3078	N/A
			3521 3833 <sup>154</sup>	23521 23833 <sup>154</sup>	<b>EUROVAN</b>				
L4 1.8L 1781cc (Mex.)			3521 3833 <sup>154</sup>	23521 23833 <sup>154</sup>	L5 2.5L 2461cc 150 CID (Mex.)			3179	23179
L4 2.0L 1984cc (Mex.)	AZJ		3521 3833 <sup>154</sup>	23521 23833 <sup>154</sup>	V6 2.8L 2792cc	AES		3179	23179
	AQN		3521	23521		AXK		3179	23179
<b>PASSAT</b>					<b>GOLF</b>				
L4 1.8L 1781cc Turbo	AWM		3179	23179	L4 1.6L 1595cc (Mex.)			3521	23521
L4 1.9L 1896cc Turbo Diesel (Mex.)	AVB		3619	23619	L4 1.8L 1781cc Turbo	AWD		3521	23521
L4 2.0L 1984cc (Mex.)			3179	23179		AWW		3521	23521
					L4 1.9L 1896cc 116 CID Turbo Diesel	ALH		3619	23619

See pages 13-16 for footnotes.



Pass Car Light Truck Fuel Filter Section

VOLKSWAGEN 2001 — VOLVO 2022

Year/Año/Année Model/Modelo/Modèle Engine/Motor/Moteur	Eng. Code Código de motor Code moteur	VIN NIV NIV	GOLD Fuel Combustible Carburant	ProSelect Fuel Combustible Carburant	Year/Año/Année Model/Modelo/Modèle Engine/Motor/Moteur	Eng. Code Código de motor Code moteur	VIN NIV NIV	GOLD Fuel Combustible Carburant	ProSelect Fuel Combustible Carburant
<b>VOLKSWAGEN (Cont'd/Suite)</b>					<b>VOLKSWAGEN (Cont'd/Suite)</b>				
<b>2001 (Cont'd/Suite)</b>					<b>2001 (Cont'd/Suite)</b>				
<b>GOLF (Cont'd/Suite)</b>					<b>POLO (Cont'd/Suite)</b>				
L4 2.0L 1984cc 121 CID	AEG		3521	23521	L4 2.0L 1984cc (Mex.)	ADC		3078	N/A
	AVH		3521	23521	<b>SEDAN</b>				
	AZG		3521	23521	L4 1.6L 1584cc (Mex.)			3179	23179
V6 2.8L 2792cc (Mex.)			3521	23521	<b>SHARAN</b>				
<b>GOLF GTI</b>					L4 1.8L 1781cc (Mex.)			3179	23179
L4 1.8L 1781cc Turbo	AWD		3521	23521	<b>VOLVO</b>				
	AWW		3521	23521	<b>2023</b>				
V6 2.8L 2792cc	AFP		3521	23521	<b>C40</b>				
<b>GTI</b>					0 Electric			N/S	N/S
L4 2.0L 1984cc (Mex.)			3521	23521	<b>S60</b>				
<b>JETTA</b>					L4 2.0L 1969cc Turbo/Super Charged			N/A	N/A
L4 1.8L 1781cc Turbo	AWD		3521	23521	<b>S90</b>				
	AWW		3521	23521	L4 2.0L 1969CC 120.2CID T/S Turbo/Super Charged			N/A In-Line	N/A In-Line
L4 1.8L 1781cc Turbo (Mex.)			3521	23521	<b>V60</b>				
L4 1.9L 1896cc 116 CID Turbo Diesel	ALH		3619	23619	L4 2.0L 1969CC 122CID Turbo			N/S	N/S
L4 2.0L 1984cc 121 CID	AEG		3521	23521	<b>V60 Cross Country</b>				
	AVH		3521	23521	L4 2.0L 1969CC 122CID Turbo			N/S	N/S
	AZG		3521	23521	<b>V90</b>				
V6 2.8L 2792cc	AFP		3521	23521	L4 2.0L 1969CC 122CID Turbo/Super Charged Electric/Gas	B4204T27		N/S	N/S
V6 2.8L 2792cc (Mex.)			3179	23179	<b>V90 Cross Country</b>				
<b>NEW BEETLE</b>					L4 2.0L 1969CC 122CID Turbo/Super Charged Electric/Gas	B4204T27		N/S	N/S
L4 1.6L 1588cc (Mex.)			3521	23521	<b>XC40</b>				
			3833 <sup>154</sup>	23833 <sup>154</sup>	L4 2.0L 1969CC 122CID Turbo			N/S	N/S
L4 1.8L 1781cc (Mex.)	AWP		3521	23521	<b>XC40 ReCharge</b>				
			3833 <sup>154</sup>	23833 <sup>154</sup>	0 Electric			N/S	N/S
L4 2.0L 1984cc (Mex.)	AQY		3521	23521	<b>XC60</b>				
L5 2.3L 2319cc (Mex.)	AQN		3521	23521	L4 2.0L 2000CC 122CID Turbo			N/S	N/S
V6 3.2L 3189cc (Mex.)	AXJ		3521	23521	L4 2.0L 2000CC 122CID Turbo/Super Charged			N/S	N/S
<b>PANEL</b>					<b>XC90</b>				
L4 1.8L 1781CC 109CID (Mex.)			N/S	N/S	L4 2.0L 1969cc Turbo/Super Charged Electric/Gas/P*			N/A	N/A
<b>PASSAT</b>					L4 2.0L 2000CC 122CID Turbo			N/S	N/S
L4 1.8L 1781cc Turbo	ATW		3179	23179	<b>2022</b>				
	AUG		3179	23179	<b>C40</b>				
	AWM		3179	23179	0 Electric			N/S	N/S
L4 1.9L 1896cc Turbo Diesel (Mex.)	AVF		3619	23619	<b>S60</b>				
L4 2.0L 1984cc (Mex.)	AZM		3179	23179	L4 2.0L 1969cc Turbo/Super Charged			N/A	N/A
V6 2.8L 2771cc	ATQ	H	3179	23179	<b>S90</b>				
			FWD	FWD	L4 2.0L 1969CC 120.2CID T/S Turbo/Super Charged			N/A In-Line	N/A In-Line
			3156	23156	L4 2.0L 1969CC 122CID Turbo			N/S	N/S
			AWD	AWD	<b>2022</b>				
<b>POINTER</b>					<b>C40</b>				
L4 1.6L 1600cc Diesel (Mex.)			3472 <sup>53,70</sup>	N/A <sup>70</sup>	0 Electric			N/S	N/S
L4 1.8L 1781cc (Mex.)			3179	23179	<b>S60</b>				
L4 1.9L 1896cc Diesel (Mex.)	AAZ		3472 <sup>53,70</sup>	N/A <sup>70</sup>	L4 2.0L 1969cc Turbo/Super Charged			N/A	N/A
L4 2.0L 1984cc (Mex.)			300419	N/A	<b>S90</b>				
<b>POINTER GTI</b>					L4 2.0L 1969CC 120.2CID T/S Turbo/Super Charged			N/A In-Line	N/A In-Line
L4 2.0L 1985cc (Mex.)			300419	N/A	<b>V60</b>				
<b>POINTER PICKUP</b>					L4 2.0L 1969CC 122CID Turbo			N/S	N/S
L4 1.6L 1595cc Diesel (Mex.)			3472 <sup>53,70</sup>	N/A <sup>70</sup>	<b>V60 Cross Country</b>				
L4 1.8L 1800cc (Mex.)			300419	N/A	L4 2.0L 1969CC 122CID Turbo			N/S	N/S
L4 1.9 1896cc Diesel (Mex.)			3472 <sup>53,70</sup>	N/A <sup>70</sup>	<b>V90</b>				
<b>POINTER WAGON</b>					L4 2.0L 1969CC 122CID Turbo/Super Charged Electric/Gas	B4204T27		N/S	N/S
L4 1.8L 1780cc (Mex.)			300419	N/A	<b>V90 Cross Country</b>				
<b>POLO</b>					L4 2.0L 1969CC 122CID Turbo/Super Charged Electric/Gas	B4204T27		N/S	N/S
L4 1.4L 1390cc (Mex.)	APE		3078	N/A	<b>2022</b>				
L4 1.8L 1781cc (Mex.)	ADD		3078	N/A	<b>C40</b>				

See pages 13-16 for footnotes.

*Italicized Part Numbers May Not Be Available.*  
 Las piezas con números en *italicas* pueden no estar disponibles.  
 Les numéros de pièce en *italiques* peuvent ne pas être disponibles.

P  
a  
s  
s  
C  
a  
r  
L  
i  
g  
h  
t  
T  
r  
u  
c  
k  
F  
u  
e  
l  
F  
i  
l  
t  
e  
r  
s



VOLVO 2022-2018

Pass Car Light Truck Fuel Filter Section

Year/Año/Année Model/Modelo/Modèle Engine/Motor/Moteur	Eng. Code Código de motor Code moteur	VIN NIV NIV	GOLD Fuel Combustible Carburant	ProSelect Fuel Combustible Carburant	Year/Año/Année Model/Modelo/Modèle Engine/Motor/Moteur	Eng. Code Código de motor Code moteur	VIN NIV NIV	GOLD Fuel Combustible Carburant	ProSelect Fuel Combustible Carburant
<b>VOLVO (Cont'd/Suite)</b>					<b>VOLVO (Cont'd/Suite)</b>				
<b>2022 (Cont'd/Suite)</b>					<b>2020 (Cont'd/Suite)</b>				
<b>XC40</b>					<b>V90</b>				
L4 2.0L 1969CC 122CID Turbo			N/S	N/S	L4 2.0L 1969cc Turbo			N/S	N/S
<b>XC40 ReCharge</b>					<b>V90 Cross Country</b>				
0 Electric			N/S	N/S	L4 2.0L 1969cc Turbo			N/S	N/S
<b>XC60</b>					<b>XC40</b>				
L4 2.0L 2000CC 122CID Turbo			N/S	N/S	L4 2.0L 1969CC 122CID Turbo			N/S	N/S
L4 2.0L 2000CC 122CID Turbo/Super Charged			N/S	N/S	<b>XC40 ReCharge</b>				
<b>XC90</b>					0 Electric				
L4 2.0L 1969cc Turbo/Super Charged Electric/Gas/P*			N/A	N/A	<b>XC60</b>				
L4 2.0L 2000CC 122CID Turbo			N/S	N/S	L4 2.0L 2000CC 122CID Turbo			N/S	N/S
<b>2021</b>					<b>2019</b>				
<b>S60</b>					<b>S60</b>				
L4 2.0L 1969cc Turbo/Super Charged			N/A	N/A	L4 2.0L 1969cc Turbo			N/A	N/A
<b>S90 T8 Hybrid</b>					<b>S60 Hybrid</b>				
L4 2.0L 1969CC 120.2CID T/S Turbo/Super Charged			N/A In-Line	N/A In-Line	L4 2.0L 1969cc Turbo/Super Charged			N/A	N/A
<b>V60</b>					<b>S90</b>				
L4 2.0L 1969CC 122CID Turbo			N/S	N/S	L4 2.0L Turbo			N/A	N/A
<b>V60 Cross Country</b>					<b>S90 T8 Hybrid</b>				
L4 2.0L 1969CC 122CID Turbo			N/S	N/S	L4 2.0L 1969CC 120.2CID T/S Turbo/Super Charged			N/A In-Line	N/A In-Line
<b>V90</b>					<b>V60</b>				
L4 2.0L 1969CC 122CID Turbo/Super Charged Electric/Gas	B4204T27		N/S	N/S	L4 2.0L 1969CC 122CID Turbo			N/S	N/S
<b>V90 Cross Country</b>					<b>V60 AWD</b>				
L4 2.0L 1969CC 122CID Turbo/Super Charged Electric/Gas	B4204T27		N/S	N/S	L4 2.0L 2000CC 122CID B4204T29 Turbo	B4204T29		N/S	N/S
<b>XC40</b>					<b>V60 Cross Country</b>				
L4 2.0L 1969CC 122CID Turbo			N/S	N/S	L4 2.0L 1969CC 122CID Turbo			N/S	N/S
<b>XC40 ReCharge</b>					<b>V90</b>				
0 Electric			N/S	N/S	L4 2.0L 1969cc Turbo			N/S	N/S
<b>XC60</b>					<b>V90 Cross Country</b>				
L4 2.0L 2000CC 122CID Turbo			N/S	N/S	L4 2.0L 1969cc Turbo			N/S	N/S
L4 2.0L 2000CC 122CID Turbo/Super Charged			N/S	N/S	<b>XC40</b>				
<b>XC90</b>					L4 2.0L 1969CC 122CID Turbo				
L4 2.0L 1969cc Turbo/Super Charged Electric/Gas/P*			N/A	N/A	L4 2.0L B4204TS Turbo	B4204TS		N/S	N/S
L4 2.0L 2000CC 122CID Turbo			N/S	N/S	<b>XC60 T8 Hybrid</b>				
<b>2020</b>					L4 2.0L 1969CC 120.2CID T/S Turbo/Super Charged				
<b>S60</b>					L4 2.0L Turbo				
L4 2.0L 1969cc Turbo/Super Charged			N/A	N/A				N/A	N/A
<b>S90</b>					<b>XC90</b>				
L4 2.0L Turbo			N/A	N/A	L4 2.0L 1969cc Turbo/Super Charged Electric/Gas/P*			N/A	N/A
<b>S90 T6</b>					L4 2.0L 2000CC 122CID Turbo				
L4 2.0L 1969CC 120.2CID T/S Turbo/Super Charged			N/A In-Line	N/A In-Line	<b>2018</b>				
<b>S90 T8 Hybrid</b>					<b>S60</b>				
L4 2.0L 1969CC 120.2CID T/S Turbo/Super Charged			N/A In-Line	N/A In-Line	L4 2.0L 1969cc Turbo/Super Charged			N/A	N/A
<b>V60</b>					<b>S60 CROSS COUNTRY</b>				
L4 2.0L 1969CC 122CID Turbo			N/S	N/S	L4 2.0L 1969cc Turbo			N/A	N/A
<b>V60 Cross Country</b>					<b>S90</b>				
L4 2.0L 1969CC 122CID Turbo			N/S	N/S	L4 2.0L Turbo			N/A	N/A

See pages 13-16 for footnotes.

*Italicized Part Numbers May Not Be Available.*  
Las piezas con números en *italicas* pueden no estar disponibles.  
Les numéros de pièce en *italiques* peuvent ne pas être disponibles.



Pass Car Light Truck Fuel Filter Section

VOLVO 2018-2014

Year/Año/Année Model/Modelo/Modèle Engine/Motor/Moteur	Eng. Code Código de motor Code moteur	VIN NIV NIV	GOLD Fuel Combustible Carburant	ProSelect Fuel Combustible Carburant	Year/Año/Année Model/Modelo/Modèle Engine/Motor/Moteur	Eng. Code Código de motor Code moteur	VIN NIV NIV	GOLD Fuel Combustible Carburant	ProSelect Fuel Combustible Carburant
<b>VOLVO (Cont'd/Suite)</b>					<b>VOLVO (Cont'd/Suite)</b>				
<b>2018 (Cont'd/Suite)</b>					<b>2016 (Cont'd/Suite)</b>				
<b>S90 T8 Hybrid</b>					<b>S80</b>				
L4 2.0L 1969CC 120.2CID T/S Turbo/Super Charged			N/A In-Line	N/A In-Line	L4 2.0L 1969cc Turbo			N/A	N/A
<b>V60</b>					<b>V40</b>				
L4 2.0L 1969cc Turbo			N/A	N/A	L4 2.0L 1990cc (Mex.)			3603	23603
L4 2.0L 1969cc Turbo/Super Charged			N/A	N/A	<b>V60</b>				
<b>V60 Cross Country</b>					<b>V60 Cross Country</b>				
L4 2.0L 1969CC 122CID Turbo			N/S	N/S	L4 2.0L 1969cc Turbo	B5254T12		N/A	N/A
<b>V90</b>					L5 2.5L 2521cc Turbo	B6304T4	90	N/A	N/A
L4 2.0L 1969cc Turbo			N/S	N/S	L6 3.0L 2953cc Turbo			N/A	N/A
<b>V90 Cross Country</b>					<b>V60 Cross Country</b>				
L4 2.0L 1969cc Turbo			N/S	N/S	L5 2.5L 2521cc Turbo	B5254T12		N/A	N/A
<b>XC40</b>					<b>XC60</b>				
L4 2.0L 1969CC 122CID Turbo			N/S	N/S	L4 2.0L 1969cc Turbo			N/S	N/S
<b>XC60</b>					L5 2.5L 2521cc Turbo	B5254T12		N/A	N/A
L4 2.0L B4204TS Turbo	B4204TS		N/A	N/A	L6 3.0L 2953cc Turbo	B6304T4	90	N/S	N/S
<b>XC60 T8 Hybrid</b>					<b>XC70</b>				
L4 2.0L 1969CC 120.2CID T/S Turbo/Super Charged			N/A In-Line	N/A In-Line	L4 2.0L 1969cc Turbo <L>			N/S	N/S
<b>XC90</b>					L5 2.5L 2521cc Turbo	B5254T12		N/A	N/A
L4 2.0L 1969cc Turbo/Super Charged Electric/Gas/P*			N/A	N/A	<b>XC90</b>				
<b>2017</b>					<b>2015</b>				
<b>S60</b>					<b>S60</b>				
L4 2.0L 1969CC 122CID Turbo			N/A	N/A	L4 2.0L 1969cc Turbo			N/S	N/S
L4 2.0L 1969cc Turbo/Super Charged			N/A	N/A	L5 2.5L 2521cc Turbo	B5254T12		N/S	N/S
<b>S60 CROSS COUNTRY</b>					L6 3.0L 2953cc Turbo	B6304T4	90	N/A	N/A
L4 2.0L 1969cc Turbo			N/A	N/A	<b>S80</b>				
<b>S90</b>					L4 2.0L 1969cc Turbo			N/S	N/S
L4 2.0L Turbo			N/A	N/A	L6 3.0L 2953cc Turbo	B6304T4	90	N/A	N/A
L4 2.0L 1969cc Turbo/Super Charged			N/A	N/A	<b>V40</b>				
<b>V60</b>					<b>V60</b>				
L4 2.0L 1969cc Turbo			N/A	N/A	L4 2.0L 1990cc (Mex.)			3603	23603
L4 2.0L 1969cc Turbo/Super Charged			N/A	N/A	<b>V60</b>				
<b>V60 Cross Country</b>					<b>V60 Cross Country</b>				
L4 2.0L 1969CC 122CID Turbo			N/S	N/S	L4 2.0L 1969cc Turbo			N/S	N/S
<b>V90</b>					L5 2.5L 2521cc Turbo	B5254T12		N/A	N/A
L4 2.0L 1969cc Turbo			N/S	N/S	L6 3.0L 2953cc Turbo	B6304T4	90	N/A	N/A
<b>XC60</b>					<b>XC60</b>				
L4 2.0L 1969CC 122CID Turbo			N/S	N/S	L4 2.0L 1969cc Turbo			N/S	N/S
L4 2.0L Turbo/Super Charged	B4204T9		N/S	N/S	L5 2.5L 2521cc Turbo	B5254T12		N/A	N/A
<b>XC90</b>					L6 3.0L 2953cc Turbo	B6304T4	90	N/A	N/A
L4 2.0L 1969CC 122CID Turbo/Super Charged Electric/Gas	B4204T27		N/S	N/S	L6 3.2L 3192cc	B6324S4	94	N/A	N/A
L4 2.0L 1969cc Turbo/Super Charged Electric/Gas/P*			N/A	N/A	L6 3.2L 3192cc	B6324S5	95	N/A	N/A
<b>2016</b>					<b>2014</b>				
<b>S60</b>					<b>S60</b>				
L4 2.0L 1969cc Turbo			N/A	N/A	L6 3.0L 2953cc Turbo	B6304T4	90	N/A	N/A
L4 2.0L Turbo/Super Charged	B4204T9		N/S	N/S	<b>S60 T5</b>				
L5 2.5L 2521cc Turbo	B5254T12		N/A	N/A	L5 2.5L 2521cc Turbo	B5254T12		308373	N/A
L6 3.0L 2953cc Turbo	B6304T4	90	N/A	N/A	<b>S80</b>				
<b>S60 CROSS COUNTRY</b>					<b>S80</b>				
L5 2.5L 2521cc Turbo	B5254T12		N/A	N/A	L6 3.0L 2953cc Turbo	B6304T4	90	N/A	N/A
					L6 3.2L 3192cc	B6324S4	94	N/A	N/A
					L6 3.2L 3192cc	B6324S5	95	N/A	N/A

See pages 13-16 for footnotes.

*Italicized Part Numbers May Not Be Available.*  
 Las piezas con números en *italicas* pueden no estar disponibles.  
 Les numéros de pièce en *italiques* peuvent ne pas être disponibles.

P  
a  
s  
s  
C  
a  
r  
L  
i  
g  
h  
t  
T  
r  
u  
c  
k  
F  
u  
e  
l  
F  
i  
l  
t  
e  
r  
s



Year/Año/Année Model/Modelo/Modèle Engine/Motor/Moteur	Eng. Code Código de motor Code moteur	VIN NIV NIV	GOLD Fuel Combustible Carburant	ProSelect Fuel Combustible Carburant	Year/Año/Année Model/Modelo/Modèle Engine/Motor/Moteur	Eng. Code Código de motor Code moteur	VIN NIV NIV	GOLD Fuel Combustible Carburant	ProSelect Fuel Combustible Carburant
<b>VOLVO (Cont'd/Suite)</b>					<b>VOLVO (Cont'd/Suite)</b>				
<b>2014 (Cont'd/Suite)</b>					<b>2012 (Cont'd/Suite)</b>				
<b>V40</b>					<b>S60</b>				
L4 2.0L 1990cc (Mex.)			3603	23603	L6 3.0L 2953cc Turbo	B6304T4	90	N/S	N/S
<b>XC60</b>					<b>S60 T5</b>				
L6 3.0L 2953cc Turbo	B6304T4	90	N/A	N/A	L5 2.5L 2521cc Turbo	B5254T5		308373	N/A
L6 3.2L 3192cc	B6324S4	94	N/A	N/A	<b>S80</b>				
	B6324S5	95	N/A	N/A	L4 2.0L 1999CC 122CID (Mex.)			N/S	N/S
<b>XC70</b>					L6 3.0L 2953cc Turbo	B6304T4	90	N/A	N/A
L6 3.0L 2953cc Turbo	B6304T4	90	N/A	N/A	L6 3.2L 3192cc	B6324S4	94	N/A	N/A
L6 3.2L 3192cc	B6324S4	94	N/A	N/A		B6324S5	95	N/A	N/A
	B6324S5	95	N/A	N/A	<b>XC60</b>				
<b>XC90</b>					L6 3.0L 2953cc Turbo	B6304T4	90	N/A	N/A
L5 2.5L 2521cc Turbo (Mex.)			3605	23605	L6 3.2L 3192cc	B6324S4	94	N/A	N/A
L6 3.2L 3192cc	B6324S5	95	3004	N/A		B6324S5	95	N/A	N/A
<b>XC90 R-DESIGN</b>					<b>XC70</b>				
L6 3.2L 3192cc	B6324S5	95	3004	N/A	L6 3.0L 2953cc Turbo	B6304T4	90	N/A	N/A
<b>2013</b>					L6 3.2L 3192cc	B6324S4	94	N/A	N/A
<b>C30 T5</b>					L6 3.2L 3192cc	B6324S5	95	N/A	N/A
L5 2.5L 2521cc Turbo	B5254T7		308373	N/A	<b>XC90</b>				
<b>C30 T5 R-DESIGN</b>					L5 2.5L 2521cc Turbo (Mex.)			3605	23605
L5 2.5L 2521cc Turbo	B5254T7		308373	N/A	L6 3.2L 3192cc	B6324S5	95	3004	N/A
<b>C70 T5</b>					<b>2011</b>				
L5 2.5L 2521cc Turbo	B5254T7		308373	N/A	<b>C30</b>				
<b>S60</b>					2.4 (Mex.)			308373	N/A
L6 3.0L 2953cc Turbo	B6304T4	90	N/S	N/S	L5 2.5L 2435cc (Mex.)			308373	N/A
<b>S60 T5</b>					<b>C30 R-DESIGN</b>				
L5 2.5L 2521cc Turbo	B5254T12		308373	N/A	L5 2.5L 2521cc Turbo	B5254T7		308373	N/A
<b>S80</b>					<b>C30 T5</b>				
L6 3.0L 2953cc Turbo	B6304T4	90	N/A	N/A	L5 2.5L 2521cc Turbo	B5254T7		308373	N/A
L6 3.2L 3192cc	B6324S4	94	N/A	N/A	<b>C70 T5</b>				
	B6324S5	95	N/A	N/A	L5 2.5L 2521cc Turbo	B5254T7		308373	N/A
<b>V40</b>					<b>S40</b>				
L4 2.0L 1990cc (Mex.)			3603	23603	L4 2.0L 1997cc Diesel (Mex.)			308321	N/A
<b>XC60</b>					L5 2.4L 2435cc (Mex.)			308373	N/A
L6 3.0L 2953cc Turbo	B6304T4	90	N/A	N/A	<b>S40 D5</b>				
L6 3.2L 3192cc	B6324S4	94	N/A	N/A	L5 2.4L 2400cc Diesel (Mex.)			N/S	N/S
	B6324S5	95	N/A	N/A	<b>S40 T5</b>				
<b>XC70</b>					L5 2.5L 2521cc Turbo	B5254T7		308373	N/A
L6 3.0L 2953cc Turbo	B6304T4	90	N/A	N/A	<b>S40 T5 R-DESIGN</b>				
L6 3.2L 3192cc	B6324S4	94	N/A	N/A	L5 2.5L 2521cc Turbo	B5254T7		308373	N/A
	B6324S5	95	N/A	N/A	<b>S60</b>				
<b>XC90</b>					L6 3.0L 2953cc Turbo	B6304T4	90	N/S	N/S
L5 2.5L 2521cc Turbo (Mex.)			3605	23605	<b>S80</b>				
L6 3.2L 3192cc	B6324S5	95	3004	N/A	L6 3.0L 2953cc Turbo	B6304T4	90	N/A	N/A
<b>XC90 R-DESIGN</b>					L6 3.2L 3192cc	B6324S4	94	N/A	N/A
L6 3.2L 3192cc	B6324S5	95	3004	N/A		B6324S5	95	N/A	N/A
<b>2012</b>					<b>V50 T5</b>				
<b>C30</b>					L5 2.5L 2521cc Turbo	B5254T7		N/S	N/S
L4 1.6L 1560CC 95CID (Mex.)			N/S	N/S	<b>V50 T5 R-DESIGN</b>				
<b>C30 R-DESIGN</b>					L5 2.5L 2521cc Turbo	B5254T7		N/S	N/S
L5 2.5L 2521cc Turbo	B5254T7		308373	N/A	<b>XC60</b>				
<b>C30 T5</b>					L6 3.0L 2953cc Turbo	B6304T4	90	N/A	N/A
L5 2.5L 2521cc Turbo	B5254T7		308373	N/A	L6 3.2L 3192cc	B6324S4	94	N/A	N/A
<b>C70 T5</b>						B6324S5	95	N/A	N/A
L5 2.5L 2521cc Turbo	B5254T7		308373	N/A					

See pages 13-16 for footnotes.

*Italicized Part Numbers May Not Be Available.*  
Las piezas con números en *italicas* pueden no estar disponibles.  
Les numéros de pièce en *italiques* peuvent ne pas être disponibles.



Pass Car Light Truck Fuel Filter Section

VOLVO 2011-2008

Year/Año/Année Model/Modelo/Modèle Engine/Motor/Moteur	Eng. Code Código de motor Code moteur	VIN NIV NIV	GOLD Fuel Combustible Carburant	ProSelect Fuel Combustible Carburant	Year/Año/Année Model/Modelo/Modèle Engine/Motor/Moteur	Eng. Code Código de motor Code moteur	VIN NIV NIV	GOLD Fuel Combustible Carburant	ProSelect Fuel Combustible Carburant
<b>VOLVO (Cont'd/Suite)</b>					<b>VOLVO (Cont'd/Suite)</b>				
<b>2011 (Cont'd/Suite)</b>					<b>2009 (Cont'd/Suite)</b>				
<b>XC70</b>					<b>S40</b>				
L6 3.0L 2953cc Turbo	B6304T4	90	N/A	N/A	L5 2.4L 2435cc	B5244S4 B5244S7	308373 308373	N/A N/A	
L6 3.2L 3192cc	B6324S4 B6324S5	94 95	N/A N/A	N/A N/A	<b>S40 T5</b>				
<b>XC90</b>					L5 2.5L 2521cc Turbo				
L5 2.5L 2521CC 154CID (Mex.)			N/S	N/S		B5254T7	308373	N/A	
L6 3.2L 3192cc	B6324S5	95	3004	N/A	<b>S60</b>				
V8 4.4L 4414cc 269 CID	B8444S		3004	N/A	L5 2.5L 2521cc Turbo				
<b>2010</b>					L5 2.4L 2435cc Turbo				
<b>C30</b>					L5 2.4L 2435cc Turbo				
2.4			308373	N/A	<b>S80</b>				
2.4 (Mex.)			308373	N/A	L6 3.0L 2953cc Turbo	B6304T2	98	N/A	N/A
<b>C30 T5</b>					L6 3.2L 3192cc				
L5 2.5L 2521cc Turbo	B5254T7		308373	N/A	V8 4.4L 4414cc 269 CID	B6324S B8444S		N/A N/A	N/A N/A
<b>C70 T5</b>					<b>V50</b>				
L5 2.5L 2521cc Turbo	B5254T7		308373	N/A	L5 2.4L 2435cc				
<b>S40</b>					L5 2.4L 2435cc				
L5 2.4L 2435cc	B5244S4 B5244S7		308373 308373	N/A N/A	<b>V50 T5</b>				
<b>S40 T5 R-DESIGN</b>					L5 2.5L 2521cc Turbo				
L5 2.5L 2521cc Turbo	B5254T7		308373	N/A	L5 2.5L 2521cc Turbo				
<b>S80</b>					<b>V70</b>				
L6 3.0L 2953cc Turbo	B6304T2	98	N/A	N/A	L6 3.2L 3192cc				
L6 3.2L 3192cc	B6324S B6324S2		N/A N/A	N/A N/A	<b>XC70</b>				
V8 4.4L 4414cc 269 CID	B8444S		N/A	N/A	L6 3.0L 2953cc Turbo				
<b>V50</b>					L6 3.2L 3192cc				
L5 2.4L 2435cc	B5244S4 B5244S7		308373 308373	N/A N/A	L6 3.2L 3192cc				
<b>V50 T5 R-DESIGN</b>					<b>XC90</b>				
L5 2.5L 2521cc Turbo	B5254T7		N/S	N/S	L6 3.2L 3192cc				
<b>V70</b>					V8 4.4L 4414cc 269 CID				
L6 3.2L 3192cc	B6324S B6324S2	98	N/A N/A	N/A N/A	L6 3.2L 3192cc				
<b>XC60</b>					V8 4.4L 4414cc 269 CID				
L6 3.0L 2953cc Turbo	B6304T2	98	N/A	N/A	L6 3.2L 3192cc				
L6 3.2L 3192cc	B6324S B6324S2		N/A N/A	N/A N/A	<b>2008</b>				
<b>XC70</b>					<b>C30</b>				
L6 3.0L 2953cc Turbo	B6304T2	98	N/A	N/A	2.4 (Mex.)				
L6 3.2L 3192cc	B6324S B6324S2		N/A N/A	N/A N/A	<b>C30 T5</b>				
<b>XC90</b>					L5 2.5L 2521cc Turbo				
L6 3.2L 3192cc	B6324S	98	3004	N/A	L5 2.5L 2521cc Turbo				
V8 4.4L 4414cc 269 CID	B8444S		3004	N/A	<b>S40</b>				
<b>2009</b>					L5 2.4L 2435cc				
<b>C30</b>					<b>S40 T5</b>				
2.4			308373	N/A	L5 2.5L 2521cc Turbo				
2.4 (Mex.)			308373	N/A	L5 2.4L 2435cc				
<b>C30 T5</b>					<b>S60</b>				
L5 2.5L 2521cc Turbo	B5254T7		308373	N/A	L5 2.4L 2435cc				
<b>C70 T5</b>					L5 2.5L 2521cc Turbo				
L5 2.5L 2521cc Turbo	B5254T7		308373	N/A	L5 2.4L 2435cc				
<b>S60 T5</b>					L5 2.5L 2521cc Turbo				
L5 2.4L 2435cc Turbo	B5244T5		3603 3605	23603 23605	<b>S80</b>				
<b>S80</b>					L6 3.0L 2953cc Turbo				
L6 3.0L 2953cc Turbo	B6304T2	98	N/A	N/A	L6 3.2L 3192cc				
L6 3.2L 3192cc	B6324S		N/A	N/A	V8 4.4L 4414cc 269 CID				
V8 4.4L 4414cc 269 CID	B8444S		N/A	N/A	<b>V50</b>				
<b>V50</b>					L5 2.4L 2435cc				
L5 2.4L 2435cc	B5244S4 B5244S7		308373 308373	N/A N/A					

Pass Car Light Truck Fuel Filters

See pages 13-16 for footnotes.

*Italicized Part Numbers May Not Be Available.*  
 Las piezas con números en *italicas* pueden no estar disponibles.  
 Les numéros de pièce en *italiques* peuvent ne pas être disponibles.



VOLVO 2008-2005

Pass Car Light Truck Fuel Filter Section

Year/Año/Année Model/Modelo/Modèle Engine/Motor/Moteur	Eng. Code Código de motor Code moteur	VIN NIV NIV	GOLD Fuel Combustible Carburant	ProSelect Fuel Combustible Carburant	Year/Año/Année Model/Modelo/Modèle Engine/Motor/Moteur	Eng. Code Código de motor Code moteur	VIN NIV NIV	GOLD Fuel Combustible Carburant	ProSelect Fuel Combustible Carburant
<b>VOLVO (Cont'd/Suite)</b>					<b>VOLVO (Cont'd/Suite)</b>				
<b>2008 (Cont'd/Suite)</b>					<b>2006</b>				
<b>V50 T5</b>					<b>C70 T5</b>				
L5 2.5L 2521cc Turbo	B5254T7		308373	N/A	L5 2.5L 2521cc Turbo	B5254T3		3605	23605
<b>V70</b>					<b>S40</b>				
L6 3.2L 3192cc	B6324S	98	N/A	N/A	L5 2.4L 2435cc	B5244S4		308373	N/A
<b>XC70</b>									
L6 3.2L 3192cc	B6324S	98	N/A	N/A	L5 2.4L 2435cc	B5244S7		308373	N/A
<b>XC90</b>					<b>S40 T5</b>				
L6 3.2L 3192cc	B6324S	98	3004	N/A	L5 2.5L 2521cc Turbo	B5254T3		308373	N/A
V8 4.4L 4414cc 269 CID	B8444S		3004	N/A	<b>S60</b>				
<b>2007</b>					L5 2.5L 2521cc Turbo				
<b>C30</b>					L5 2.5L 2521cc Turbo				
2.4			308373	N/A	<b>S60 R</b>				
2.4 (Mex.)			308373	N/A	L5 2.5L 2521cc Turbo				
<b>C30 T5</b>					L5 2.5L 2521cc Turbo				
L5 2.5L 2521cc Turbo	B5254T7		308373	N/A	L5 2.5L 2521cc Turbo				
			308373	N/A	<b>S60 T5</b>				
<b>C70 T5</b>					L5 2.4L 2435cc Turbo				
L5 2.5L 2521cc Turbo	B5254T3		3605	23605	L5 2.5L 2521cc Turbo				
<b>S40</b>					L5 2.5L 2521cc Turbo				
L5 2.4L 2435cc	B5244S4		308373	N/A	L5 2.5L 2521cc Turbo				
	B5244S7		308373	N/A	<b>S80</b>				
<b>S40 T5</b>					L5 2.5L 2521cc Turbo				
L5 2.5L 2521cc Turbo	B5254T3		308373	N/A	L5 2.5L 2521cc Turbo				
<b>S60</b>					<b>S80 T6</b>				
L5 2.5L 2521cc Turbo	B5254T2		3605 <sup>144</sup>	23605 <sup>144</sup>	L6 2.9L 2917cc Turbo (Mex.)				
			3603 <sup>143</sup>	23603 <sup>143</sup>	B6294T				
<b>S60 R</b>					91				
L5 2.5L 2521cc Turbo	B5254T4		3603 <sup>143</sup>	23603 <sup>143</sup>	3603				
			3605 <sup>144</sup>	23605 <sup>144</sup>	3605				
<b>S60 T5</b>					<b>V50</b>				
L5 2.4L 2435cc Turbo	B5244T5		3603 <sup>143</sup>	23603 <sup>143</sup>	L5 2.4L 2435cc				
			3605	23605	B5244S4				
<b>S80</b>					B5244S7				
L6 3.2L 3192cc	B6324S	98	N/A	N/A	308373				
V8 4.4L 4414cc 269 CID	B8444S		N/A	N/A	308373				
<b>V50</b>					<b>V50 T5</b>				
L5 2.4L 2435cc	B5244S4		308373	N/A	L5 2.5L 2521cc Turbo				
	B5244S7		308373	N/A	B5254T3				
<b>V50 T5</b>					308373				
L5 2.5L 2521cc Turbo	B5254T3		3605 <sup>144</sup>	23605 <sup>144</sup>	N/A				
			3603 <sup>143</sup>	23603 <sup>143</sup>	<b>V70</b>				
<b>S60 R</b>					L5 2.4L 2435cc				
L5 2.5L 2521cc Turbo	B5254T4		3603 <sup>143</sup>	23603 <sup>143</sup>	B5244S				
			3605 <sup>144</sup>	23605 <sup>144</sup>	B5244S6				
<b>S60 T5</b>					L5 2.5L 2521cc Turbo				
L5 2.4L 2435cc Turbo	B5244T5		3603 <sup>143</sup>	23603 <sup>143</sup>	B5254T2				
			3605	23605	3603 <sup>143</sup>				
<b>S80</b>					3605 <sup>144</sup>				
L6 3.2L 3192cc	B6324S	98	N/A	N/A	<b>V70 R</b>				
V8 4.4L 4414cc 269 CID	B8444S		N/A	N/A	L5 2.5L 2521cc Turbo				
<b>V50</b>					B5254T4				
L5 2.4L 2435cc	B5244S4		308373	N/A	3603 <sup>143</sup>				
	B5244S7		308373	N/A	3605 <sup>144</sup>				
<b>V50 T5</b>					23603 <sup>143</sup>				
L5 2.5L 2521cc Turbo	B5254T3		308373	N/A	23605 <sup>144</sup>				
<b>V70</b>					<b>XC70</b>				
L5 2.4L 2435cc	B5244S		3603 <sup>143</sup>	23603 <sup>143</sup>	L5 2.5L 2521cc Turbo				
			3605 <sup>144</sup>	23605 <sup>144</sup>	B5254T2				
L5 2.5L 2521cc Turbo	B5254T2		3603 <sup>143</sup>	23603 <sup>143</sup>	3603 <sup>143</sup>				
			3605 <sup>144</sup>	23605 <sup>144</sup>	3605 <sup>144</sup>				
<b>V70 R</b>					<b>XC90</b>				
L5 2.5L 2521cc Turbo	B5254T4		3603 <sup>143</sup>	23603 <sup>143</sup>	L5 2.5L 2521cc Turbo				
			3605 <sup>144</sup>	23605 <sup>144</sup>	L5 2.5L 2521cc Turbo				
<b>XC70</b>					L6 2.9L 2917cc Turbo				
L5 2.5L 2521cc Turbo	B5254T2		3603 <sup>143</sup>	23603 <sup>143</sup>	B6294T				
			3605 <sup>144</sup>	23605 <sup>144</sup>	91				
<b>V50 T5</b>					3605				
L5 2.5L 2521cc Turbo	B5254T3		3605 <sup>144</sup>	23605 <sup>144</sup>	3603 <sup>143</sup>				
			3603 <sup>143</sup>	23603 <sup>143</sup>	3605				
<b>V70</b>					3603 <sup>143</sup>				
L5 2.4L 2435cc	B5244S		3603 <sup>143</sup>	23603 <sup>143</sup>	3605 <sup>144</sup>				
			3605 <sup>144</sup>	23605 <sup>144</sup>	<b>2005</b>				
L5 2.5L 2521cc Turbo	B5254T2		3603 <sup>143</sup>	23603 <sup>143</sup>	<b>S40</b>				
			3605 <sup>144</sup>	23605 <sup>144</sup>	L5 2.4L 2435cc				
<b>V70 R</b>					B5244S4				
L5 2.5L 2521cc Turbo	B5254T4		3603 <sup>143</sup>	23603 <sup>143</sup>	B5244S7				
			3605 <sup>144</sup>	23605 <sup>144</sup>	308373				
<b>XC70</b>					308373				
L5 2.5L 2521cc Turbo	B5254T2		3603 <sup>143</sup>	23603 <sup>143</sup>	<b>S40 T5</b>				
			3605 <sup>144</sup>	23605 <sup>144</sup>	L5 2.5L 2521cc Turbo				
<b>XC90</b>					B5254T3				
L6 3.2L 3192cc	B6324S	98	3605	23605	308373				
V8 4.4L 4414cc 269 CID	B8444S		3603 <sup>143</sup>	23603 <sup>143</sup>	N/A				
			3605 <sup>144</sup>	23605 <sup>144</sup>	<b>S60</b>				
<b>V50 T5</b>					L5 2.3L 2319CC (Mex.)				
L5 2.5L 2521cc Turbo	B5254T3		3605 <sup>144</sup>	23605 <sup>144</sup>	L5 2.4L 2435cc				
			3603 <sup>143</sup>	23603 <sup>143</sup>	B5244S				
<b>V70</b>					64				
L5 2.4L 2435cc	B5244S6		3603 <sup>143</sup>	23603 <sup>143</sup>	N/S				
			3605 <sup>144</sup>	23605 <sup>144</sup>	N/S				
<b>V70 R</b>					3603 <sup>143</sup>				
L5 2.5L 2521cc Turbo	B5254T4		3603 <sup>143</sup>	23603 <sup>143</sup>	3605 <sup>144</sup>				
			3605 <sup>144</sup>	23605 <sup>144</sup>	3603 <sup>143</sup>				
<b>XC70</b>					3605 <sup>144</sup>				
L5 2.5L 2521cc Turbo	B5254T2		3603 <sup>143</sup>	23603 <sup>143</sup>	3605 <sup>144</sup>				
			3605 <sup>144</sup>	23605 <sup>144</sup>	3605 <sup>144</sup>				
<b>XC90</b>					<b>2005</b>				
L6 3.2L 3192cc	B6324S	98	3605	23605	<b>S40</b>				
V8 4.4L 4414cc 269 CID	B8444S		3603 <sup>143</sup>	23603 <sup>143</sup>	L5 2.4L 2435cc				
			3605 <sup>144</sup>	23605 <sup>144</sup>	B5244S6				

See pages 13-16 for footnotes.

*Italicized Part Numbers May Not Be Available.*  
 Las piezas con números en *italicas* pueden no estar disponibles.  
 Les numéros de pièce en *italiques* peuvent ne pas être disponibles.





Pass Car Light Truck Fuel Filter Section

VOLVO 2005-2003

Year/Año/Année Model/Modelo/Modèle Engine/Motor/Moteur	Eng. Code Código de motor Code moteur	VIN NIV NIV	GOLD Fuel Combustible Carburant	ProSelect Fuel Combustible Carburant	Year/Año/Année Model/Modelo/Modèle Engine/Motor/Moteur	Eng. Code Código de motor Code moteur	VIN NIV NIV	GOLD Fuel Combustible Carburant	ProSelect Fuel Combustible Carburant
<b>VOLVO (Cont'd/Suite)</b>					<b>VOLVO (Cont'd/Suite)</b>				
<b>2005 (Cont'd/Suite)</b>					<b>2004 (Cont'd/Suite)</b>				
<b>S60 (Cont'd/Suite)</b>					<b>S60 (Cont'd/Suite)</b>				
L5 2.5L 2521cc Turbo	B5254T2		3603 <sup>143</sup> 3605 <sup>144</sup>	23603 <sup>143</sup> 23605 <sup>144</sup>	L5 2.5L 2521cc Turbo	B5254T2		3603 <sup>143</sup> 3605 <sup>144</sup>	23603 <sup>143</sup> 23605 <sup>144</sup>
<b>S60 R</b>					<b>S60 R</b>				
L5 2.5L 2521cc Turbo	B5254T4		3603 <sup>143</sup> 3605 <sup>144</sup>	23603 <sup>143</sup> 23605 <sup>144</sup>	L5 2.5L 2521cc Turbo	B5254T4		3603 <sup>143</sup> 3605 <sup>144</sup>	23603 <sup>143</sup> 23605 <sup>144</sup>
<b>S60 T5</b>					<b>S80</b>				
L5 2.4L 2435cc Turbo	B5244T5		3603 <sup>143</sup> 3605 <sup>144</sup>	23603 <sup>143</sup> 23605 <sup>144</sup>	L5 2.5L 2521cc Turbo	B5254T2		3603 <sup>143</sup> 3605 <sup>144</sup>	23603 <sup>143</sup> 23605 <sup>144</sup>
<b>S80</b>					<b>S80 T6</b>				
L5 2.5L 2521cc Turbo	B5254T2		3603 <sup>143</sup> 3605 <sup>144</sup>	23603 <sup>143</sup> 23605 <sup>144</sup>	L6 2.9L 2917cc Turbo	B6294T	91	3603 <sup>143</sup> 3605 <sup>144</sup>	23603 <sup>143</sup> 23605 <sup>144</sup>
L6 2.9L 2917cc Turbo	B6294T	91	3603 <sup>143</sup> 3605 <sup>144</sup>	23603 <sup>143</sup> 23605 <sup>144</sup>	<b>V40</b>				
<b>V50</b>					<b>V40</b>				
L5 2.4L 2435cc	B5244S4 B5244S7		308373 308373	N/A N/A	L4 1.9L 1948cc Turbo	B4204T4		3605	23605
<b>V50 T5</b>					<b>V70</b>				
L5 2.5L 2521cc Turbo	B5254T3		308373	N/A	L5 2.3L 2319cc Turbo	B5234T3		3603 <sup>143</sup> 3605 <sup>144</sup>	23603 <sup>143</sup> 23605 <sup>144</sup>
<b>V70</b>					<b>V70 R</b>				
L5 2.4L 2435cc	B5244S	64	3603 <sup>143</sup> 3605 <sup>144</sup>	23603 <sup>143</sup> 23605 <sup>144</sup>	L5 2.4L 2435cc	B5244S		3603 <sup>143</sup> 3605 <sup>144</sup>	23603 <sup>143</sup> 23605 <sup>144</sup>
	B5244S6		3603 <sup>143</sup> 3605 <sup>144</sup>	23603 <sup>143</sup> 23605 <sup>144</sup>	L5 2.5L 2521cc Turbo	B5254T2		3603 <sup>143</sup> 3605 <sup>144</sup>	23603 <sup>143</sup> 23605 <sup>144</sup>
L5 2.5L 2521cc Turbo	B5254T2		3603 <sup>143</sup> 3605 <sup>144</sup>	23603 <sup>143</sup> 23605 <sup>144</sup>	<b>XC70</b>				
<b>V70 R</b>					<b>XC70</b>				
L5 2.5L 2521cc Turbo	B5254T4		3603 <sup>143</sup> 3605 <sup>144</sup>	23603 <sup>143</sup> 23605 <sup>144</sup>	L5 2.5L 2521cc Turbo	B5254T2		3603 <sup>143</sup> 3605 <sup>144</sup>	23603 <sup>143</sup> 23605 <sup>144</sup>
<b>V70 T5</b>					<b>XC90</b>				
L5 2.4L 2435cc Turbo	B5244T5		3603 <sup>143</sup> 3605 <sup>144</sup>	23603 <sup>143</sup> 23605 <sup>144</sup>	L5 2.5L 2521cc Turbo	B5254T2		3603 <sup>143</sup> 3605 <sup>144</sup>	23603 <sup>143</sup> 23605 <sup>144</sup>
<b>XC70</b>					<b>XC90</b>				
L5 2.5L 2521cc Turbo	B5254T2		3603 <sup>143</sup> 3605 <sup>144</sup>	23603 <sup>143</sup> 23605 <sup>144</sup>	L6 2.9L 2917cc Turbo	B6294T		3603 <sup>143</sup> 3605 <sup>144</sup>	23603 <sup>143</sup> 23605 <sup>144</sup>
<b>XC90</b>					<b>2003</b>				
L5 2.5L 2521cc Turbo	B5254T2	91	3603 <sup>143</sup> 3605 <sup>144</sup>	23603 <sup>143</sup> 23605 <sup>144</sup>	<b>C70</b>				
L6 2.9L 2917cc Turbo	B6294T		3603 <sup>143</sup> 3605 <sup>144</sup>	23603 <sup>143</sup> 23605 <sup>144</sup>	L5 2.3L 2319cc Turbo	B5234T9	62	3596	23596
V8 4.4L 4414cc 269 CID	B8444S		3603 <sup>143</sup> 3605 <sup>144</sup>	23603 <sup>143</sup> 23605 <sup>144</sup>	L5 2.4L 2435cc Turbo	B5244T7	63	3596	23596
<b>2004</b>					<b>S40</b>				
<b>C70</b>					<b>S40</b>				
L5 2.3L 2319cc Turbo	B5234T9	62	3596	23596	L4 1.9L 1948cc Turbo	B4204T4		3605	23605
L5 2.4L 2435cc Turbo	B5244T7	63	3596	23596	L5 2.4L 2435cc	B5244S4		308373	N/A
<b>S40</b>					<b>S40 T5</b>				
L4 1.9L 1948cc Turbo	B4204T4		3605	23605	L5 2.5L 2521cc Turbo	B5254T3	68	308373	N/A
L5 2.4L 2435cc	B5244S		3603 <sup>143</sup> 3605 <sup>144</sup>	23603 <sup>143</sup> 23605 <sup>144</sup>	<b>S60</b>				
<b>S40 T5</b>					<b>S60</b>				
L5 2.5L 2521cc Turbo	B5254T2		3603 <sup>143</sup> 3605 <sup>144</sup>	23603 <sup>143</sup> 23605 <sup>144</sup>	L5 2.0L 1984 (Mex.)			N/S	N/S
<b>S60</b>					<b>S80</b>				
L5 2.0L 1984 (Mex.)			N/S	N/S	L6 2.9L 2917cc	B6294S		3605	23605
L5 2.3L 2319cc Turbo	B5234T3		3603 <sup>143</sup> 3605 <sup>144</sup>	23603 <sup>143</sup> 23605 <sup>144</sup>	L6 2.9L 2917cc Turbo	B6294T	91	3605	23605
L5 2.4L 2435cc	B5244S		3603 <sup>143</sup> 3605 <sup>144</sup>	23603 <sup>143</sup> 23605 <sup>144</sup>	<b>S80 T6</b>				
L5 2.4L 2435cc	B5244S6		3603 <sup>143</sup> 3605 <sup>144</sup>	23603 <sup>143</sup> 23605 <sup>144</sup>	L6 2.8L 2783cc Turbo (Mex.)			3603	23603
L5 2.4L 2435cc Turbo	B5244T3		3603 <sup>143</sup> 3605 <sup>144</sup>	23603 <sup>143</sup> 23605 <sup>144</sup>					
L5 2.5L 2521cc Turbo	B5254T2		3603 <sup>143</sup> 3605 <sup>144</sup>	23603 <sup>143</sup> 23605 <sup>144</sup>					

P  
a  
s  
s  
C  
a  
r  
L  
i  
g  
h  
t  
T  
r  
u  
c  
k  
F  
u  
e  
l  
F  
i  
l  
t  
e  
r  
s

See pages 13-16 for footnotes.

*Italicized Part Numbers May Not Be Available.*  
Las piezas con números en *italicas* pueden no estar disponibles.  
Les numéros de pièce en *italiques* peuvent ne pas être disponibles.



Year/Año/Année Model/Modelo/Modèle Engine/Motor/Moteur	Eng. Code Código de motor Code moteur	VIN NIV NIV	GOLD Fuel Combustible Carburant	ProSelect Fuel Combustible Carburant	Year/Año/Année Model/Modelo/Modèle Engine/Motor/Moteur	Eng. Code Código de motor Code moteur	VIN NIV NIV	GOLD Fuel Combustible Carburant	ProSelect Fuel Combustible Carburant
<b>VOLVO (Cont'd/Suite)</b>					<b>VOLVO (Cont'd/Suite)</b>				
<b>2003 (Cont'd/Suite)</b>					<b>2001 (Cont'd/Suite)</b>				
<b>V40</b>					<b>S60 (Cont'd/Suite)</b>				
L4 1.9L 1948cc Turbo	B4204T3 B4204T4		3605 3605	23605 23605	L5 2.3L 2319cc Turbo	B5234T3	53	3603 <sup>143</sup> 3605	23603 <sup>143</sup> 23605
<b>V70</b>					L5 2.4L 2435cc	B5244S		3603 <sup>143</sup> 3605	23603 <sup>143</sup> 23605
L5 2.3L 2319cc Turbo	B5234T3		3603 3605	23603 23605	L5 2.4L 2435cc Turbo	B5244T3		3603 <sup>143</sup> 3605	23603 <sup>143</sup> 23605
L5 2.4L 2435cc	B5244S		3603 <sup>143</sup> 3605 <sup>144</sup>	23603 <sup>143</sup> 23605 <sup>144</sup>	<b>S80</b>				
L5 2.4L 2435cc Turbo	B5244S6		3603 3605	23603 23605	L6 2.8L 2798cc Turbo	B6284T		3603	23603
L5 2.5L 2521cc Turbo	B5254T2		3603 3605	23603 23605	L6 2.9L 2917cc	B6294S		3603	23603
<b>XC70 CROSS COUNTRY</b>					<b>V40</b>				
L5 2.5L 2521cc Turbo	B5254T2		3603 3605	23603 23605	L4 1.9L 1948cc Turbo	B4204T3		3603	23603
<b>XC90</b>					<b>V70</b>				
L5 2.5L 2521cc Turbo	B5254T2		3605	23605	L5 2.3L 2319cc Turbo	B5234T3		3603	23603
L6 2.9L 2917cc Turbo	B6294T		3605	23605	L5 2.4L 2435cc	B5244S		3603	23603
<b>2002</b>					<b>V70 CROSS COUNTRY</b>				
<b>C70</b>					L5 2.4L 2435cc Turbo	B5244T3		3603	23603
L5 2.3L 2319cc Turbo	B5234T3		3596	23596	<b>VPG</b>				
L5 2.4L 2435cc Turbo	B5244T		3596	23596	<b>2013</b>				
<b>S40</b>					<b>MV-1</b>				
L4 1.9L 1948cc Turbo	B4204T3		3605	23605	V8 4.6L 281 CID			N/S	N/S
<b>S60</b>					<b>2012</b>				
L5 2.0L 1984 (Mex.)			3603	23603	<b>MV-1</b>				
L5 2.3L 2319cc Turbo	B5234T3		3603 <sup>143</sup> 3605 <sup>144</sup>	23603 <sup>143</sup> 23605 <sup>144</sup>	V8 4.6L 281 CID			N/S	N/S
L5 2.4L 2435cc	B5244S		3603 <sup>143</sup> 3605 <sup>144</sup>	23603 <sup>143</sup> 23605 <sup>144</sup>	<b>2011</b>				
L5 2.4L 2435cc Turbo	B5244T3		3603 <sup>143</sup> 3605 <sup>144</sup>	23603 <sup>143</sup> 23605 <sup>144</sup>	<b>MV-1</b>				
<b>S80</b>					V8 4.6L 281 CID			N/S	N/S
L6 2.8L 2783cc Turbo			3603	23603					
L6 2.9L 2917cc	B6294S		3603	23603					
L6 2.9L 2917cc Turbo	B6294T	91	3603	23603					
<b>V40</b>									
L4 1.9L 1948cc Turbo	B4204T3		3603	23603					
<b>V70</b>									
L5 2.3L 2319cc Turbo	B5234T3		3603 <sup>143</sup> 3605 <sup>144</sup>	23603 <sup>143</sup> 23605 <sup>144</sup>					
L5 2.4L 2435cc	B5244S		3603 <sup>143</sup> 3605 <sup>144</sup>	23603 <sup>143</sup> 23605 <sup>144</sup>					
<b>V70 CROSS COUNTRY</b>									
L5 2.4L 2435cc Turbo	B5244T3		3603 <sup>143</sup> 3605 <sup>144</sup>	23603 <sup>143</sup> 23605 <sup>144</sup>					
<b>2001</b>									
<b>C70</b>									
L5 2.3L 2319cc Turbo	B5234T3		3596	23596					
L5 2.4L 2435cc Turbo	B5244T		3596	23596					
<b>S40</b>									
L4 1.9L 1948cc Turbo	B4204T3		3605	23605					
<b>S60</b>									
L5 2.0L 1984 (Mex.)			3603	23603					

See pages 13-16 for footnotes.

*Italicized Part Numbers May Not Be Available.*  
Las piezas con números en *italicas* pueden no estar disponibles.  
Les numéros de pièce en *italiques* peuvent ne pas être disponibles.

## WIX Racing Oil Filters



WIX provides two very different and distinct racing filters – **Advanced Performance Filters (T-10)** and **High Efficiency Endurance Filters (T-71)**.

**Advanced Performance Oil Filters** use a media (T-10) that is rated at a Frazier air flow of approximately 267 CFM and is wire-backed. The unique wire-backing provides a very stable base for a media blend of fiberglass, polyester and cellulose. This media is resistant to high temperatures and water levels in the oil that can plug standard media types. Our **Advanced Performance media (T-10)** is designed to provide a positive oil flow with low restriction (*see chart, next page*).

### WIX Advanced Performance (T-10) Oil Filter Part Numbers are:

**\*51268      57003R\*      57007R\***

*\*Remote Mount Adapters Are Required (see pages 7 & 9).*

#### Additional Oil Filter Features Include:

- A. Heavy-walled can and cover to withstand the extreme burst pressures (up to 500 psi).
- B. High temperature nitrile components (up to 300°F)...Anti-drainback valve (when included) and base plate gaskets to withstand extremely high racing temperatures.
- C. Zinc chromate plated base plate...Low surface friction and corrosion-free.
- D. Spiral wound center tube provides increased collapse pressure and enhanced flow pattern.
- E. Metal end caps provide element strength and prevent filtering bypass.
- F. Individually sealed to protect against contamination by environmental dust or dirt.

These are the WIX recommended oil filters for maximum horsepower increase, to be used primarily on concrete or asphalt tracks.

**For optimum performance, use our  
Advanced Performance Oil Filters with our  
Advanced Performance Air Filters.**

# WIX Racing Oil Filters



**High Efficiency Endurance Oil Filters** use a media (T-71) rated at a Frazier air flow of approximately 75 CFR. This media contains a higher resin content than our **Advanced Performance Filters** to trap and hold smaller contaminants and provide higher efficiency.

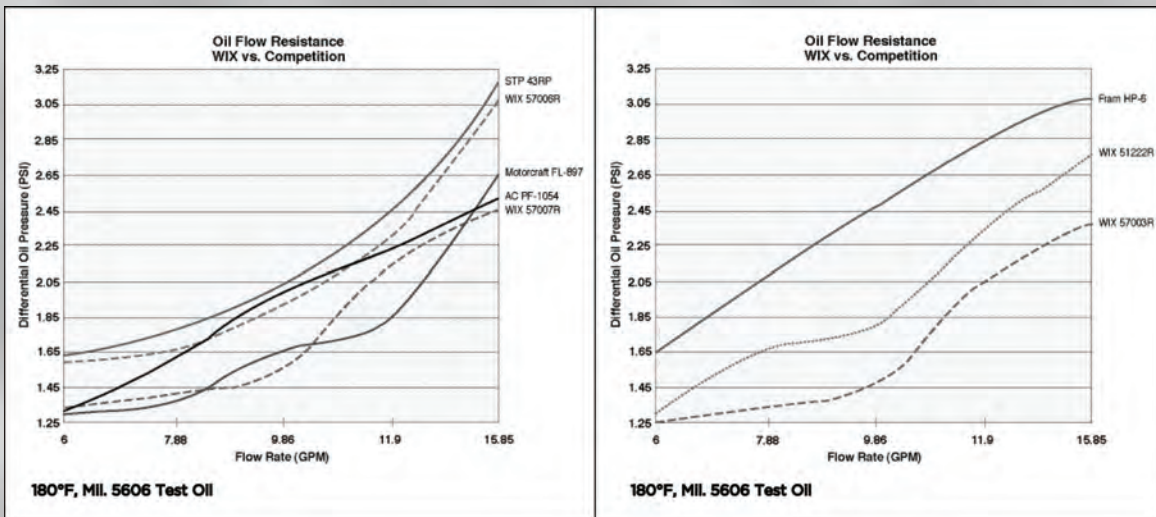
Our **High Efficiency Endurance Filters** also include the same component features as the **Advanced Performance Filters**: high burst pressure can, high temperature rubber components, zinc chromate base plate, metal end caps and spiral center tubes.

## WIX High Efficiency Endurance (T-71) Oil Filter Part Numbers are:

**51060R    51061R    51069R    51222R    51515R    51794R**

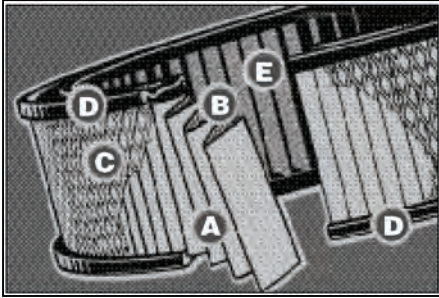
These are the WIX recommended oil filters for better efficiency needed on dirt, clay or off-road tracks.

**For better protection, use our High Efficiency Endurance Oil Filters with our High Efficiency Endurance Air Filters.**



**CAUTION: Not intended for street use.**

# WIX Racing Air Filters



**Advanced Performance Air Filters** use a unique patent-pending design. Our wire-backed gauze **Reemay®** media (**T-66**) allows maximum air flow while minimizing restriction to boost horsepower. With a Frazier air flow of approximately 410 CFM, these air filters have the lowest restriction of any racing filter available (see *chart, next page*).

## WIX Advanced Performance (T-66) Air Filter Part Numbers are:

46940R	46944R	46945R	46948R	46949R
46941R	46928R	46974R	46927R	46926R

### Additional Air Filter Features Include:

- A. High performance media is designed to provide increased air flow.
- B. Wire mesh gauze media support (when included) contributes to rigid filter construction by assuring consistently stable pleats at high air flow volumes.
- C. Outer screen of expanded metal protects the filter media and supports the filter assembly.
- D. Molded plastisol top and bottom assures a positive seal between the filter and the air intake housing.
- E. Inner screen of epoxy-coated steel wire withstands corrosion and insures stability of the filter element.

These are the WIX recommended air filters for *maximum horsepower increase* used primarily on concrete or asphalt tracks of Nextel Cup, Busch, SuperTruck or ARCA.

**For optimum performance, use our  
Advanced Performance Air Filters with our  
Advanced Performance Oil Filters.**



# WIX Racing Air Filters



**High Efficiency Endurance Air Filters** use a media (**T-88**) specifically developed to filter out harmful contaminants while providing low restriction. With a Frazier air flow of approximately 73 CFM, this is an ideal air filter for the Late Model, Sportsman and Modified racers who run primarily on dirt tracks.

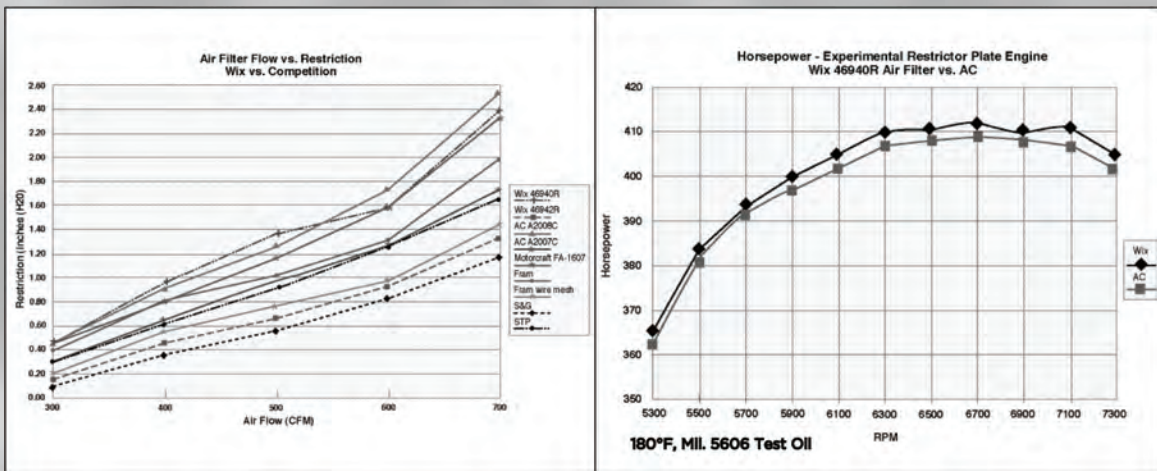
Our **High Efficiency Endurance Air Filters** also share the same exclusive component features as the **Advanced Performance Air Filters**.

## WIX High Efficiency Endurance (T-88) Air Filter Part Numbers are:

**42095R      42096R      46946R**

These are the WIX recommended air filters for better efficiency needed on dirt, clay or off-road tracks.

**For better protection, use our High Efficiency Endurance Air Filters with our High Efficiency Endurance Oil Filters.**



**CAUTION: Not intended for street use.**

# WIX Racing Oil and Air Filter Specifications

## Oil Filters

Filter Number	Thread Size	Filter Height	Filter OD	Media Type	Flow Rate GPM	Bypass Valve Setting*	Anit-Drain Back Valve
51060R	13/16-16	5.17	3.6	T-71	28	None	Yes
51061R	13/16-16	5.17	3.6	T-71	28	None	No
51069R	13/16-16	4.33	3.6	T-71	28	None	No
51268R	1-1/8-16	5.21	3.6	T-10	30	None	No
51222R	1-1/2-12	6.21	4.6	T-71	28	8-11 PSI	No
51515R	3/4-16	5.17	3.6	T-71	28	Yes*	Yes
51794R	13/16-16	7.82	3.6	T-71	28	None	No
57003R	1-1/2-12	6.21	4.6	T-10	30	Yes*	No
57007R	1-1/2-16	5.90	4.6	T-10	30	Yes*	No

\*Note: The bypass valve is an 18-22 psi differential pressure relief valve that will provide sufficient oil flow should the media become plugged.

## Air Filters

Filter Number	Filter Height	Filter OD	Filter ID	Media Type	Flow CFM
42095R	3.04	13.875	11.625	T-88	600
42096R	4.05	13.875	11.625	T-88	600
46940R	4.01	16.000	13.750	T-66	1000+
46942R*	4.01	16.000	13.750	T-17*	1000+
46944R	4.01	14.000	12.250	T-66	1000+
46945R	3.01	14.000	12.250	T-66	1000+
46946R	4.01	14.000	12.250	T-88	1000+
46948R	3.51	14.000	12.250	T-66	1000+
46949R	3.51	16.000	13.750	T-66	1000+
46941R	3.76	16.000	13.750	T-66	1000+
46928R	3.26	16.000	13.750	T-66	1000+
46974R	3.01	16.000	13.750	T-66	1000+
46927R	3.76	14.000	12.250	T-66	1000+
46926R	3.26	14.000	12.250	T-66	1000+

\*Approved for Craftsman Truck Series



# Stock OEM Location and Application

## Chrysler Corporation Engines

Engine Types	Part No.
All 6 Cylinder Engines .....	51515R
All Small Block V-8 273, 300, 318, 340 and 360 .....	51515R
All Big Block V-8 383, 400, 413, 426 and 440 .....	51515R

## Ford Motor Company Engines

Engine Types	Part No.
All 4 Cylinder 140 2.3L .....	51515R
All V-6 232 3.8L .....	51515R
All Small Block V-8 302 5.0L .....	51515R
All 6 Cylinder .....	51515R
All Small Block V-8 221, 255, 260, 289, 292, 302 and 351C, W or M .....	51515R
All Big Block V-8 352, 390, 400, 406, 427, 428, 429, 430 and 460 .....	51515R

## General Motors / Chevrolet Engines

Engine Types	Part No.
All 6 Cylinder	
4½" Ht. ....	51069R
5½" Ht. ....	51060R*
5½" Ht. ....	51061R
7¾" Ht. ....	51794R
All Small Block V-8 262, 267, 302, 305, 307, 327 and 350	
4½" Ht. ....	51069R
5½" Ht. ....	51060R*
5½" Ht. ....	51061R
7¾" Ht. ....	51794R
All Big Block V-8 396, 400, 402, 427 and 454	
4½" Ht. ....	51069R
5½" Ht. ....	51060R*
5½" Ht. ....	51061R
7¾" Ht. ....	51794R

\*With Anti-Drain Back Valve

**CAUTION:** Racing performance parts are sold "as is" without any warranty. There is not implied warranty for fitness or merchantability. The buyer assumes all risks related to the use of this product. New vehicle and equipment warranties are voided when this product is used in competitive racing or modified high performance engines.

# Filtres à huile Racing WIX



WIX propose deux types de filtres différents et distincts à utiliser pour les compétitions : les **filtres à performances élevées (T-10)** et les filtres **d'endurance à haute efficacité (T-71)**.

Les **filtres à huile à performances élevées** utilisent un matériau (T-10) procurant un débit d'air de Frazier d'environ 7,56 m<sup>3</sup>/min (267 pi<sup>3</sup>/min) et possèdent un renfort arrière métallique. Ce renfort unique fournit une base très stable pour le matériau qui est un mélange de fibre de verre, de polyester et de cellulose. Ce matériau résiste aux hautes températures et aux grandes quantités d'eau dans l'huile qui peuvent colmater les matériaux ordinaires. Le **matériau à performances élevées (T-10)** de notre filtre est conçu pour fournir un bon débit d'huile tout en limitant le colmatage (voir le tableau de la page suivante).

## Numéros de pièce des filtres à huile à performances élevées (T-10)

**\*51268**

**57003R\***

**57007R\***

*\* Nécessite un adaptateur de montage à distance (voir pages 7 et 9).*

### Autres caractéristiques des filtres à huile

- A. Boîtier et couvercle à paroi épaisse pour résister aux fortes pressions d'éclatement, jusqu'à 3 450 kPa (500 lb/po<sup>2</sup>).
- B. Pièces en nitrile hautes températures, jusqu'à 148 °C (300 °F) : joints de soupape antirefoulement (le cas échéant) et de plaque de base résistant aux hautes températures se produisant lors des compétitions.
- C. Plaque de base galvanisée au chromate de zinc : peu de frottement superficiel et anticorrosion.
- D. Tube central en spirale pour augmenter la pression d'écrasement et le débit.
- E. Capuchons en métal pour renforcer la cartouche et éviter toute dérivation de la filtration.
- F. Joint hermétique individuel pour éviter la contamination due à la poussière ou à la saleté du milieu environnant.

Ce sont les filtres à huile recommandés par WIX pour obtenir le maximum de puissance, en particulier sur les pistes en béton ou asphaltées.

**Pour obtenir des performances optimales, utilisez nos filtres à huile à performances élevées avec nos filtres à air à performances élevées.**

# Filtres à huile Racing WIX



Les **filtres à huile d'endurance à haute efficacité** utilisent un matériau (T-71) procurant un débit d'air de Frazier d'environ 2,12 m<sup>3</sup>/min (75 pi<sup>3</sup>/min). Ce matériau contient une teneur en résine plus élevée que celle de nos **filtres à performances élevées** pour mieux capturer et retenir les plus petites impuretés tout en étant plus efficaces.

Nos **filtres d'endurance à haute efficacité** possèdent des pièces de mêmes caractéristiques que celles des **filtres à performances élevées** : boîtier à haute résistance contre l'éclatement, pièces en caoutchouc hautes températures, plaque de base au chromate de zinc, capuchons en métal et tubes centraux en spirale.

## Numéros de pièce des filtres à huile d'endurance à haute efficacité (T-71) WIX

**51060R**

**51061R**

**51069R**

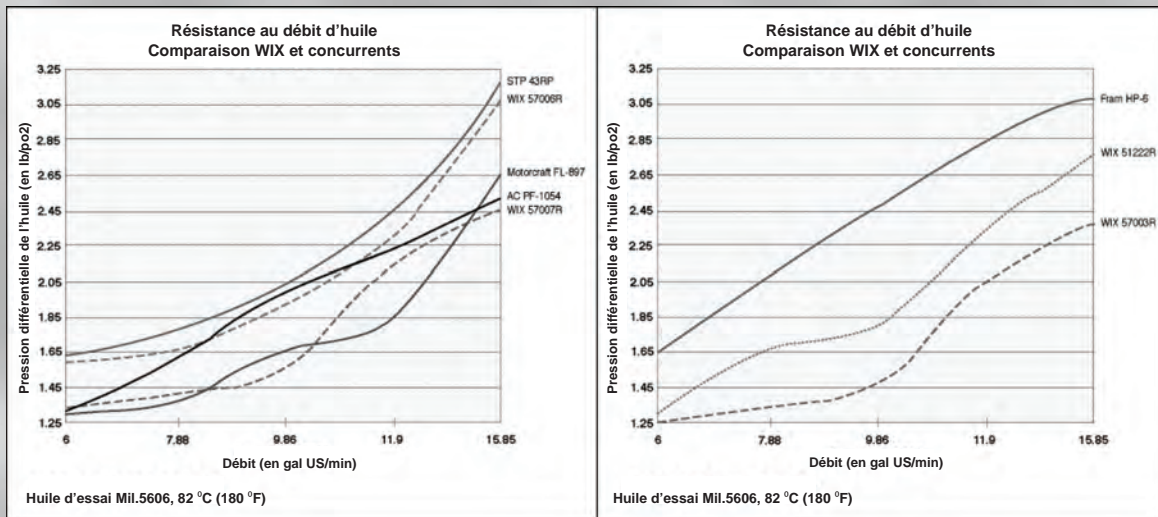
**51222R**

**51515R**

**51794R**

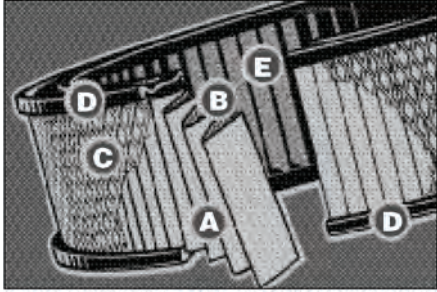
Ce sont les filtres à huile recommandés par WIX pour améliorer l'efficacité requise sur les pistes cendrées, en terre battue ou en tous terrains.

**Pour améliorer la protection, utilisez nos filtres à huile d'endurance à haute efficacité avec nos filtres à air d'endurance à haute efficacité.**



**MISE EN GARDE : Pas pour la conduite en ville.**

## Filtres à air Racing WIX



Les **filtres à air à performances élevées** utilisent une conception unique, à brevet en instance. Notre matériau **Reemay<sup>MD</sup>** en gaze à renfort arrière métallique (**T-66**) permet un débit d'air maximal tout en minimisant le colmatage afin de renforcer la puissance. Avec un débit d'air de Frazier d'environ 11,6 m<sup>3</sup>/min (410 pi<sup>3</sup>/min), ces filtres à air ont le degré de colmatage le plus faible de tous les filtres pour compétitions concurrents (voir le tableau de la page suivante).

### Numéros de pièce des filtres à air à performances élevées (T-66) WIX

<b>46940R</b>	<b>46944R</b>	<b>46945R</b>	<b>46948R</b>	<b>46949R</b>
<b>46941R</b>	<b>46928R</b>	<b>46974R</b>	<b>46927R</b>	<b>46926R</b>

### Autres caractéristiques des filtres à air

- A. Le matériau hautes performances est conçu pour obtenir un meilleur débit d'air.
- B. Le support de matériau en gaze à maille en métal (le cas échéant) contribue à renforcer le filtre en garantissant des plis restant toujours stables même à grand débit d'air.
- C. Le tamis extérieur en métal déployé protège le matériau du filtre et soutient le filtre.
- D. Les parties supérieure et inférieure en plastisol moulé garantissent un joint hermétique entre le filtre et le boîtier d'admission d'air.
- E. Le tamis intérieur en acier enduit d'époxyde résiste à la corrosion et garantit une bonne stabilité de la cartouche du filtre.

Ce sont les filtres à air recommandés par WIX pour augmenter au maximum la puissance sur les pistes en béton ou asphaltées de Nextel Cup, Busch, Super Truck ou ARCA.

**Pour obtenir des performances optimales, utilisez nos filtres à air à performances élevées avec nos filtres à huile à performances élevées.**



# Factres à air Racing WIX



Les **factres à air d'endurance à haute efficacité** utilisent un matériau (**T-88**) spécialement conçu pour filtrer les impuretés dangereuses tout en procurant un colmatage faible. Avec un débit d'air de Frazier d'environ 2,07 m<sup>3</sup>/min (73 pi<sup>3</sup>/min), c'est le filtre à air idéal pour les véhicules de course derniers modèles, sports et modifiés utilisés principalement sur les pistes en terre battue.

Nos **factres à air d'endurance à haute efficacité** possèdent les mêmes caractéristiques exclusives que les **factres à air à performances élevées**.

## Numéros de pièce des factres à air d'endurance à haute efficacité (T-88) WIX

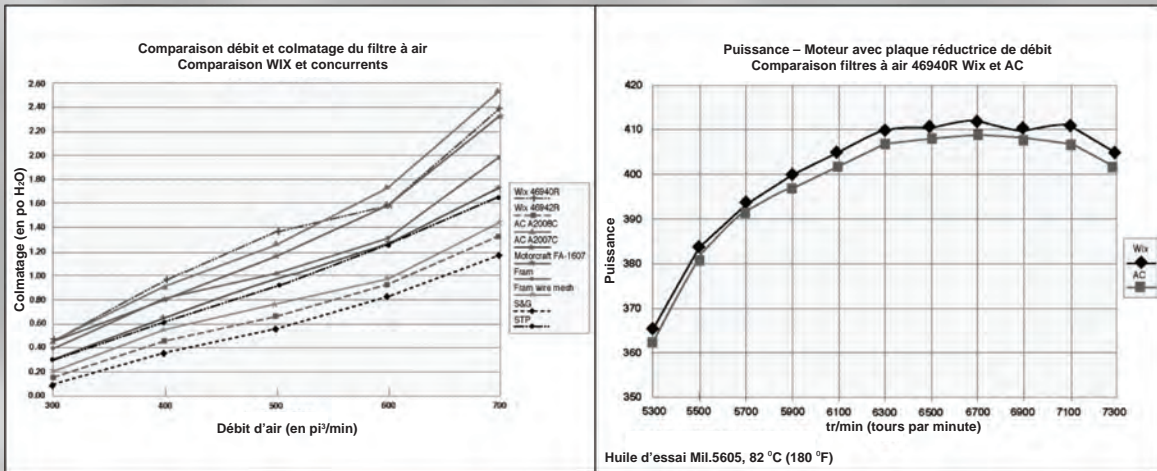
**42095R**

**42096R**

**46946R**

Ce sont les factres à air recommandés par WIX pour améliorer l'efficacité requise sur les pistes cendrées, en terre battue ou en tous terrains.

Pour améliorer la protection, utilisez nos factres à air d'endurance à haute efficacité avec nos factres à huile d'endurance à haute efficacité.



**MISE EN GARDE : Pas pour la conduite en ville.**

# Caractéristiques des filtres à huile et à air Racing WIX

## Filtres à huile

Numéro du filtre	Diamètre du filetage	Hauteur du filtre	Diamètre extérieur du filtre	Type de matériau	Débit (en gal US/min)	Réglage de la soupape de dérivation*	Soupape antirefoulement
51060R	13/16-16	5.17	3.6	T-71	28	Aucune	Oui
51061R	13/16-16	5.17	3.6	T-71	28	Aucune	Non
51069R	13/16-16	4.33	3.6	T-71	28	Aucune	Non
51268R	1-1/8-16	5.21	3.6	T-10	30		Non
51222R	1-1/2-12	6.21	4.6	T-71	28	8-11 PSI	Non
51515R	3/4-16	5.17	3.6	T-71	28	Oui*	Oui
51794R	13/16-16	7.82	3.6	T-71	28	Aucune	Non
57003R	1-1/2-12	6.21	4.6	T-10	30	Oui*	Non
57007R	1-1/2-16	5.90	4.6	T-10	30	Oui*	Non

\*Remarque : La soupape de dérivation est une soupape de sécurité à pression différentielle de 124 à 151 kPa (18 à 22 lb/po2) qui procure un débit d'huile suffisant en cas de colmatage du matériau.

## Filtres à air

Numéro du filtre	Hauteur du filtre	Diamètre extérieur du filtre	Diamètre intérieur du filtre	Type de matériau	Débit (en gal US/min)
42095R	3.04	13.875	11.625	T-88	600
42096R	4.05	13.875	11.625	T-88	600
46940R	4.01	16.000	13.750	T-66	1000+
46942R*	4.01	16.000	13.750	T-17*	1000+
46944R	4.01	14.000	12.250	T-66	1000+
46945R	3.01	14.000	12.250	T-66	1000+
46946R	4.01	14.000	12.250	T-88	1000+
46948R	3.51	14.000	12.250	T-66	1000+
46949R	3.51	16.000	13.750	T-66	1000+
46941R	3.76	16.000	13.750	T-66	1000+
46928R	3.26	16.000	13.750	T-66	1000+
46974R	3.01	16.000	13.750	T-66	1000+
46927R	3.76	14.000	12.250	T-66	1000+
46926R	3.26	14.000	12.250	T-66	1000+

\*Approuvé pour la série des camions Craftsman

# Emplacement et utilisation des pièces FEO en stock

## Moteurs Chrysler Corporation

Types de moteur	Pièce n°
Tous les moteurs de 6 cylindres .....	51515R
Tous les petits blocs-moteurs V-8 273, 300, 318, 340 et 360 .....	51515R
Tous les grands blocs-moteurs V-8 383, 400, 413, 426 et 440 .....	51515R

## Moteurs Ford Motor Company

Types de moteur	Pièce n°
Tous les moteurs de 4 cylindres 140 de 2,3 litres .....	51515R
Tous les moteurs V-6 232 de 3,8 litres .....	51515R
Tous les petits blocs-moteurs V-8 302 de 5,0 litres .....	51515R
Tous les moteurs de 6 cylindres .....	51515R
Tous les petits blocs-moteurs V-8 221, 255, 260, 289, 292, 302 y 351C, W ou M .....	51515R
Tous les grands blocs-moteurs V-8 352, 390, 400, 406, 427, 428, 429, 430 et 460....	51515R

## Moteurs General Motors / Chevrolet

Types de moteur	Pièce n°	
Tous les moteurs de 6 cylindres	11,43 cm (4 ½ po) de hauteur .....	51069R
	13,97 cm (5 ½ po) de hauteur .....	51060R*
	13,97 cm (5 ½ po) de hauteur .....	51061R
	19,68 cm (7 ¾ po) de hauteur .....	51794R
Tous les petits blocs-moteurs V-8 262, 267, 302, 305, 307, 327 et 350	11,43 cm (4 ½ po) de hauteur .....	51069R
	13,97 cm (5 ½ po) de hauteur .....	51060R*
	13,97 cm (5 ½ po) de hauteur .....	51061R
	19,68 cm (7 ¾ po) de hauteur .....	51794R
Tous les grands blocs-moteurs V-8 396, 400, 402, 427 et 454	11,43 cm (4 ½ po) de hauteur .....	51069R
	13,97 cm (5 ½ po) de hauteur .....	51060R*
	13,97 cm (5 ½ po) de hauteur .....	51061R
	19,68 cm (7 ¾ po) de hauteur .....	51794R

\*Avec soupape antirefoulement

**ATTENTION :** Les pièces aux performances pour compétitions Racing sont vendues « en l'état » sans aucune garantie. Il n'existe aucune garantie implicite de conformité à des fins particulières ni de valeur marchande. L'acheteur assume tous les risques concernant l'utilisation de ce produit. Les garanties des véhicules et des matériels neufs sont annulées lorsque ce produit est utilisé dans des moteurs de voitures de course ou hautes performances modifiés.



## Filtros de aceite Racing WIX



WIX proporciona dos filtros muy diferentes y definidos para uso en competencias – **Filtros de rendimiento avanzado (T 10)** y **Filtros de alta eficiencia y resistencia (T 71)**.

Los **filtros de aceite de rendimiento avanzado** usan un medio (T 10) que está clasificado con una eficiencia de flujo de aire Frazier de aproximadamente 7,56 m<sup>3</sup>/min (267 pies<sup>3</sup>/min) y que tiene un refuerzo posterior de alambre. El refuerzo de alambre excepcional proporciona una base muy estable para una mezcla de medio de fibra de vidrio, poliéster y celulosa. Este medio es resistente a altas temperaturas y altos niveles de agua en el aceite que pueden taponar tipos comunes de medios. Nuestro **medio de rendimiento avanzado (T 10)** está diseñado para proporcionar un flujo positivo de aceite con baja restricción (ver la tabla en la página siguiente).

Los números de pieza de los filtros de aceite de rendimiento avanzado (T 10) WIX son:

**\*51268**

**57003R\***

**57007R\***

*\* Requieren adaptadores de montajes remotos (ver las páginas 7 y 9).*

### Las características adicionales del filtro de aceite incluyen:

- A. Lata con paredes altas y cubierta para resistir presiones extremas de rotura (hasta 3447 kPa ó 500 psi).
- B. Componentes de nitrilo para alta temperatura (hasta 148°C ó 300°F) ... Válvula antidrenaje (cuando se incluye) y juntas de placa de base para resistir temperaturas de competencia extremadamente altas.
- C. Placa de base galvanizada con cromato de zinc ... Baja fricción superficial y libre de corrosiones.
- D. Tubo central espiralado para proporcionar mayor presión de colapso y tipo de flujo mejorado.
- E. Tapas de extremo metálicas para proporcionar resistencia en el elemento y evitar desviación de la filtración.
- F. Sellado individualmente para proteger contra la contaminación de polvo o suciedad del medio ambiente.

Estos son los filtros de aceite recomendados por WIX para aumento máximo de potencia, para ser usados principalmente sobre caminos de cemento o asfalto.

**Para un rendimiento óptimo, use nuestros filtros de aceite de rendimiento avanzado con nuestros filtros de aire de rendimiento avanzado.**

# Filtros de aceite Racing WIX



Los filtros de aceite de alta eficiencia y resistencia usan un medio (T 71) que está clasificado con una eficiencia de flujo de aire Frazier de aproximadamente 2,12 m<sup>3</sup>/min (75 pies<sup>3</sup>/min). Este medio tiene un contenido de resina más alto que nuestros filtros de rendimiento avanzado para atrapar y contener contaminantes más pequeños y proporcionar una mayor eficiencia.

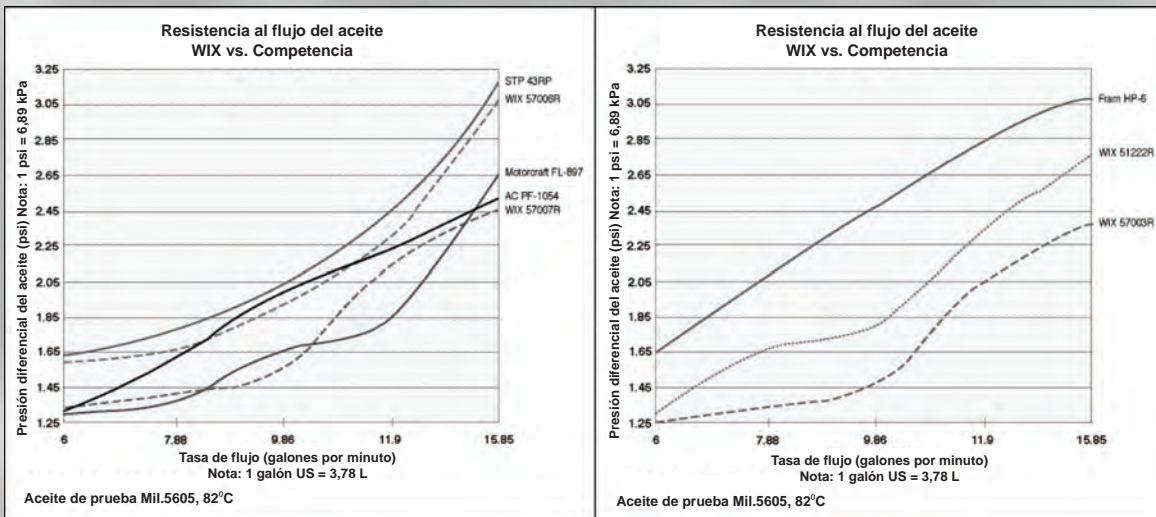
Nuestros filtros de alta eficiencia y resistencia también incluyen las mismas características de sus componentes que los filtros de rendimiento avanzado: lata resistente a alta presión de rotura, componentes de goma para altas temperaturas, placa de base con cromato de zinc, tapas de extremo metálicas y tubos centrales espiralados.

Los números de pieza de los filtros de aceite de alta eficiencia y resistencia (T 71) WIX son:

**51060R      51061R      51069R      51222R      51515R      51794R**

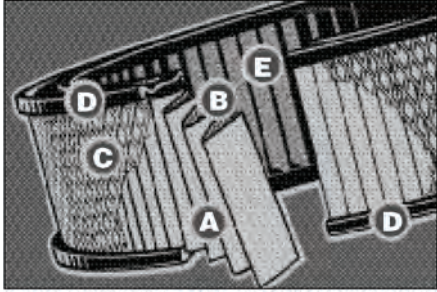
Estos son los filtros de aceite recomendados por WIX para una mejor eficiencia requerida en caminos de tierra, arcilla o no pavimentados.

Para mejor protección, use nuestros filtros de aceite de alta eficiencia y resistencia con nuestros filtros de aire de alta eficiencia y resistencia.



**Advertencia: No apto para uso en la calle.**

## Filtros de aire Racing WIX



Los **filtros de aire de rendimiento avanzado** usan un diseño único con patente en trámite. Nuestro medio **(T 66)** de gasa con refuerzo posterior de alambre **Reemay<sup>MR</sup>** permite un flujo de aire máximo mientras minimiza la restricción para incrementar la potencia. Con una eficiencia de flujo de aire Frazier de aproximadamente 11,6 m<sup>3</sup>/min (410 pies<sup>3</sup>/min), estos filtros de aire tienen la restricción más baja de todos los filtros para competencias disponibles (ver la tabla en la página siguiente).

**Los números de pieza de los filtros de aire de rendimiento avanzado (T 66) WIX son:**

<b>46940R</b>	<b>46944R</b>	<b>46945R</b>	<b>46948R</b>	<b>46949R</b>
<b>46941R</b>	<b>46928R</b>	<b>46974R</b>	<b>46927R</b>	<b>46926R</b>

### Las características adicionales del filtro de aire incluyen:

- A. El medio de alto rendimiento está diseñado para proporcionar un mayor flujo de aire.
- B. El soporte de malla de alambre en el medio de gasa (cuando se incluye) contribuye a la construcción rígida del filtro, asegurando pliegues consistentemente estables con altos volúmenes de flujo de aire.
- C. El tamiz exterior de metal expandido protege al medio del filtro y soporta la unidad del filtro.
- D. Las partes superior e inferior en plastisol moldeado aseguran un sellado positivo entre el filtro y la caja de la toma de aire.
- E. El tamiz interior de alambre de acero recubierto con resina epoxi resiste la corrosión y asegura la estabilidad del elemento filtrante.

Estos son los filtros de aire recomendados por WIX para un aumento máximo de potencia, usados principalmente en caminos de cemento o asfalto de Nextel Cup, Busch, Super Truck o ARCA.

**Para un rendimiento óptimo, use nuestros filtros de aire de rendimiento avanzado con nuestros filtros de aceite de rendimiento avanzado.**



# Filtros de aire Racing WIX



Los **filtros de aire de alta eficiencia y resistencia** usan un medio (T 88) específicamente desarrollado para filtrar los contaminantes nocivos mientras proporciona una baja restricción. Con una eficiencia de flujo de aire Frazier de aproximadamente 2,067 m<sup>3</sup>/min (73 pies<sup>3</sup>/min), este filtro de aire es ideal para vehículos para competencias Late Model, Sportsman y Modified que corren principalmente sobre caminos de tierra.

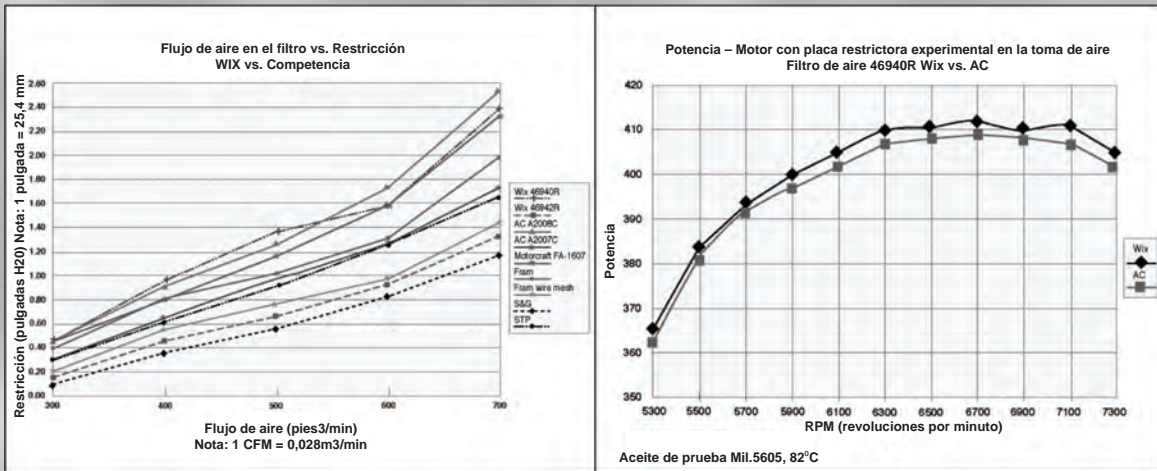
Nuestros **filtros de aire de alta eficiencia y resistencia** también poseen las mismas características de sus componentes que los **filtros de aire de rendimiento avanzado**.

**Los números de pieza de los filtros de aire de alta eficiencia y resistencia (T 88) WIX son:**

**42095R      42096R      46946R**

Estos son los filtros de aire recomendados por WIX para una mejor eficiencia requerida en caminos de tierra, arcilla o no pavimentados.

**Para mejor protección, use nuestros filtros de aire de alta eficiencia y resistencia con nuestros filtros de aceite de alta eficiencia y resistencia.**



**Advertencia: No apto para uso en la calle.**

# Especificaciones de los filtros de aceite y de aire Racing WIX

## Filtros de aceite

Número del filtro	Medida de la rosca	Altura del filtro	Diámetro exterior del filtro	Tipo de medio	Tasa de flujo (galones por minuto)	Ajuste de la válvula de derivación*	Válvula antidrenaje
51060R	13/16-16	5.17	3.6	T-71	28	Aucune	Oui
51061R	13/16-16	5.17	3.6	T-71	28	Aucune	Non
51069R	13/16-16	4.33	3.6	T-71	28	Aucune	Non
51268R	1-1/8-16	5.21	3.6	T-10	30		Non
51222R	1-1/2-12	6.21	4.6	T-71	28	8-11 PSI	Non
51515R	3/4-16	5.17	3.6	T-71	28	Oui*	Oui
51794R	13/16-16	7.82	3.6	T-71	28	Aucune	Non
57003R	1-1/2-12	6.21	4.6	T-10	30	Oui*	Non
57007R	1-1/2-16	5.90	4.6	T-10	30	Oui*	Non

\*Nota: La válvula de derivación es una válvula de alivio de presión diferencial de 124-151 kPa (18-22 psi) que proporcionará un flujo de aceite suficiente en el caso de taponamiento del medio.

## Filtros de aire

Número del filtro	Altura del filtro	Diámetro exterior del filtro	Diámetro interior del filtro	Tipo de medio	Flujo (galones por minuto)
42095R	3.04	13.875	11.625	T-88	600
42096R	4.05	13.875	11.625	T-88	600
46940R	4.01	16.000	13.750	T-66	1000+
46942R*	4.01	16.000	13.750	T-17*	1000+
46944R	4.01	14.000	12.250	T-66	1000+
46945R	3.01	14.000	12.250	T-66	1000+
46946R	4.01	14.000	12.250	T-88	1000+
46948R	3.51	14.000	12.250	T-66	1000+
46949R	3.51	16.000	13.750	T-66	1000+
46941R	3.76	16.000	13.750	T-66	1000+
46928R	3.26	16.000	13.750	T-66	1000+
46974R	3.01	16.000	13.750	T-66	1000+
46927R	3.76	14.000	12.250	T-66	1000+
46926R	3.26	14.000	12.250	T-66	1000+

\*Aprobado para la serie de camiones Craftsman

## Localización y aplicaciones del stock de piezas OEM (fabricante de equipamiento original)

### Motores de Chrysler Corporation

Types de moteur	Pieza n <sup>o</sup>
Todos los motores de 6 cilindros .....	51515R
Todos los motores de bloque pequeño V 8 273, 300, 318, 340 y 360 .....	51515R
Todos los motores de bloque grande V 8 383, 400, 413, 426 y 440.....	51515R

### Motores de Ford Motor Company

Tipos de motor	Pieza n <sup>o</sup>
Todos los motores de 4 cilindros 140 de 2,3 L .....	51515R
Todos los motores V 6 232 de 3,8 L .....	51515R
Todos los motores de bloque pequeño V 8 302 de 5,0 L .....	51515R
Todos los motores de 6 cilindros .....	51515R
Todos los m. de bl. pequeño V 8 221, 255, 260, 289, 292, 302 y 351C, W o M.....	51515R
Todos los m. de bl. grande V 8 352, 390, 400, 406, 427, 428, 429, 430 y 460.....	51515R

### Motores de General Motors / Chevrolet

Motores de General Motors / Chevrolet	Pieza n <sup>o</sup>
Todos los motores de 6 cilindros	
11,43 cm (4 ½ pulg.) de altura .....	51069R
13,97 cm (5 ½ pulg.) de altura .....	51060R*
13,97 cm (5 ½ pulg.) de altura .....	51061R
19,68 cm (7¾ pulg.) de altura .....	51794R
Todos los motores de bloque pequeño V 8 262, 267, 302, 305, 307, 327 y 350	
11,43 cm (4 ½ pulg.) de altura .....	51069R
13,97 cm (5 ½ pulg.) de altura .....	51060R*
13,97 cm (5 ½ pulg.) de altura .....	51061R
19,68 cm (7¾ pulg.) de altura .....	51794R
Todos los motores de bloque grande V 8 396, 400, 402, 427 y 454	
11,43 cm (4 ½ pulg.) altura .....	51069R
13,97 cm (5 ½ pulg.) altura .....	51060R*
13,97 cm (5 ½ pulg.) altura .....	51061R
19,68 cm (7¾ pulg.) altura .....	51794R

\*Con válvula antidrenaje

**ATENCIÓN:** Las piezas con rendimiento para competencias son vendidas “como están” (en su condición existente) sin ninguna garantía. No hay ninguna garantía implícita de aptitud o comerciabilidad. El comprador asume todos los riesgos relacionados con el uso de este producto. Las garantías sobre nuevos vehículos y equipos quedan anuladas cuando este producto es usado en carreras competitivas o en motores modificados para alto rendimiento.

# Over Pressurized Lube Oil Filters

From time to time every filter manufacturer has had a filter that has been severely over pressurized returned from a customer. Often the deformed filter is the only sign the car owner has that a problem existed in their lube oil system.

It's possible that the damaged filter was not noticed until it was removed during the next scheduled oil change. However, if the pressure was sufficient to blow out the gasket or unroll the lockseam, the car owner may have experienced immediate and costly problems.

With the "evidence" in their hands, they tend to put the blame on the damaged filter. It's not surprising that they are more than a little aggravated when the filter manufacturer denies any responsibility for the damage. What, then, has caused the over pressurization?

A look at how a lube oil system functions will show that oil pressure is created by the oil pump. The upper limit of this pressure is controlled by a pressure regulating valve which is usually an integral part of the pump. Figure 1 is a simplified diagram of the lube oil system showing the pump, regulating valve, filter and bearings.

The pump supplies sufficient flow to lubricate the bearings and other moving parts of the engine. This oil must be under pressure if it is to properly separate the highly loaded parts of an engine and prevent excessive wear. The purpose of the regulating valve is to provide this pressure which on most passenger cars is between 40 PSI (280 kPa) and 60 PSI (410 kPa).

The regulating valve is made up of a ball or plunger which regulates pressure with the aid of a spring. The spring is calibrated so that the plunger will lift off its seat when the oil pressure reaches the desired amount. Once the valve is open, the pressure remains fairly constant with only small changes occurring as the engine speed varies.

The filter and all other components in the lube system are subjected to the pressure established by the regulating valve. If this pressure is excessive, filter damage may occur. This is the point that many people who are not familiar with lube systems fail to realize.

What can cause the pressure in the system to exceed the regulating valve setting? The answer is that either the valve must be stuck in the closed position or it is sluggish and slow to move to the open position after the engine has started.



# Over Pressurized Lube Oil Filters

Normal operating pressure causes no permanent deformation of the filter body. When the system pressure reaches 150 PSI (1,000 kPa) due to a faulty regulating valve, most filters become permanently deformed. At this pressure the gasket usually will not blow out and the lockseam will remain sound.

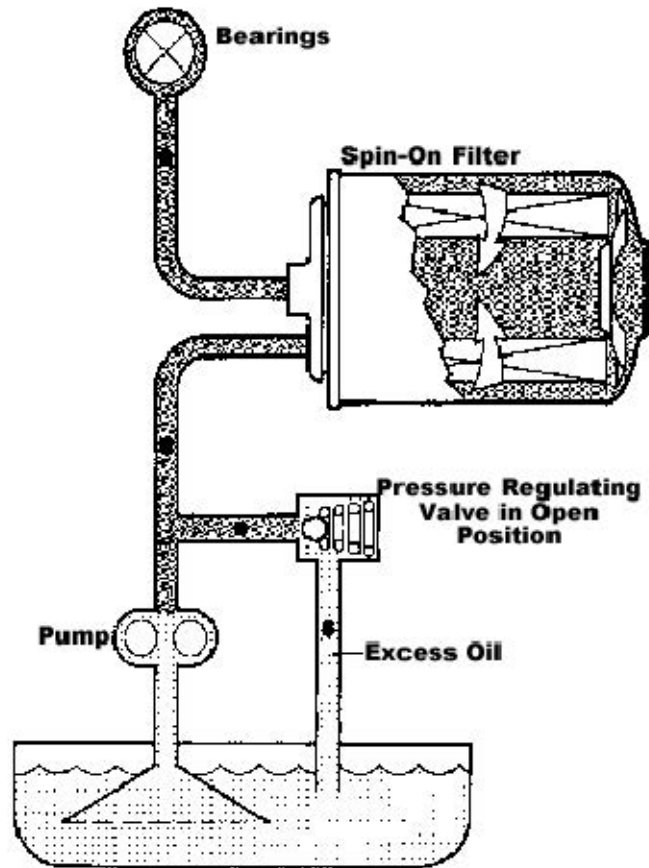
If the regulating valve still remains stuck, the pressure will increase further and the gasket between the filter and the base can be blown out. This will probably cause the loss of all the oil in the system. If the filter has been installed on the tight side, the gasket may not blow out and the lockseam will unwind as the pressure continues to rise. The main point is that the deformed filter is not the cause of this excessive pressure, but is the victim of a faulty regulating valve.

If the customer is alert and shuts the engine off at the first sign of trouble (red light on or reduced oil pressure) they can limit their loss to a tow job, oil change, new filter and oil pressure regulating valve inspection. If the vehicle continues to be driven, engine failure is probable.

The customer may ask if a plugged filter could have caused the over pressurized condition. The answer is no; if the regulating valve is functioning properly it will maintain the pressure on the filter at 40 PSI (280 kPa) or 60 PSI (410 kPa) even if the filter is plugged.

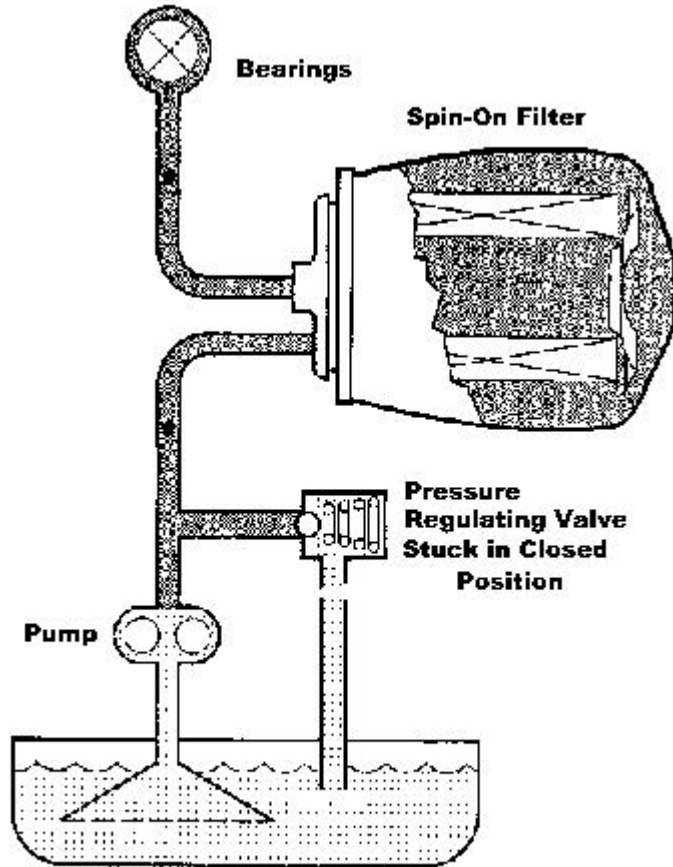
In summary, if a lube filter distorts due to excessive pressure in the system, the fault lies with the oil pump pressure regulating valve and not with the filter.

## Over Pressurized Lube Oil Filters



**NORMAL PRESSURE**  
**FIG. 1**

## Over Pressurized Lube Oil Filters



**EXCESSIVE PRESSURE**

**FIG. 2**

**FOR ADDITIONAL INFORMATION, CONTACT:**

Filter Manufacturers Community ■ 7101 Wisconsin Ave., Suite 1300 ■ Bethesda, MD 20814

P 301-654-6664 ■ F 301-654-3299 ■ W [autocare.org/fmc](http://autocare.org/fmc) FMC is a community of the Auto Care Association

# Filtres à huile surpressurisés

De temps à autre, les fabricants de filtres reçoivent des filtres fortement surpressurisés. Souvent, le filtre déformé constitue le seul indice que le propriétaire de la voiture possède pour lui indiquer un problème dans le circuit de graissage.

Il est possible que le filtre endommagé ne soit pas remarqué avant la prochaine vidange d'huile. Si, toutefois, la pression a été suffisante pour déloger le joint ou dérouler le joint d'arrêt, le propriétaire de la voiture peut faire face à des problèmes immédiats et coûteux.

Avec la «preuve» en main, il aura tendance à accuser le filtre endommagé. Il n'est pas surprenant qu'il soit plus qu'irrité lorsque le fabricant de filtres nie toute responsabilité pour les dégâts. Alors, qu'est-ce qui a causé la surpressurisation?

Un coup d'œil sur la façon dont un circuit de graissage fonctionne démontre que la pression d'huile est engendrée par la pompe à huile. La limite la plus élevée de cette pression est contrôlée par une soupape régulatrice de pression, laquelle est normalement incorporée à la pompe. **La figure 1** constitue un schéma simplifié du circuit de graissage; on y voit la pompe, la soupape régulatrice, le filtre et les paliers.

La pompe fournit un débit suffisant pour lubrifier les paliers et autres pièces mobiles du moteur. Cette huile doit se trouver sous pression afin de séparer adéquatement les pièces lourdes du moteur et éviter une usure excessive. Le but de la soupape régulatrice est de fournir cette pression, laquelle, sur la plupart des voitures de tourisme, est de 280 à 410 kPa (40 à 60 lb/po<sup>2</sup>).

La soupape régulatrice est composée d'une bille, ou plongeur, qui contrôle la pression à l'aide d'un ressort. Le ressort est calibré de façon à permettre au plongeur de se soulever de son siège lorsque la pression d'huile atteint un niveau voulu. Une fois la soupape ouverte, la pression demeure passablement uniforme avec seulement quelques variations suivant la vitesse du moteur.

Le filtre, de même que tous les autres organes du circuit de graissage, sont soumis à la pression établie par la soupape régulatrice. Si cette pression devient excessive, le filtre peut être endommagé. Pour certaines personnes ne connaissant pas ce type de circuit, cette situation est difficile à comprendre.

# Filtres à huile surpressurisés

Quelle est la cause de cet excès de pression par rapport au réglage de la soupape régulatrice? La réponse : soit la soupape est coincée en position fermée, soit elle est lente et prend trop de temps à s'ouvrir une fois que le moteur a démarré.

**La Figure 2** illustre le circuit fonctionnant avec la soupape régulatrice coincée en position fermée. Dans ces conditions, la pression s'accumule également sur tous les organes du circuit jusqu'à ce qu'il se produise quelque chose pour dissiper la pression. Si la soupape régulatrice se décoince, la pression revient à la normale.

Une pression de fonctionnement normale ne cause aucune déformation permanente sur le corps du filtre. Lorsque la pression du système atteint 1 000 kPa (150 lb/po<sup>2</sup>) par suite d'une défektivité dans la soupape régulatrice, la plupart des filtres se déforment d'une façon permanente. À ce niveau de pression, le joint ne lâchera pas et le joint d'arrêt restera en bon état.

Si la soupape régulatrice demeure toujours coincée, la pression augmentera de plus en plus et le joint se trouvant entre le filtre et la base peut lâcher, ce qui entraînera la perte de toute l'huile dans le circuit. Si le filtre a été installé bien serré, le joint peut ne pas lâcher et le joint d'arrêt se déroulera alors que la pression continue de monter. Le point le plus important à se rappeler est que le filtre déformé n'est pas la cause de cette pression excessive, mais plutôt le résultat d'une soupape régulatrice défectueuse.

Si le client réagit rapidement et qu'il éteint le moteur au premier signe de problème (voyant rouge allumé ou pression d'huile réduite), il peut limiter les dégâts et s'en tirer avec un simple remorquage de son véhicule, une vidange d'huile et un nouveau filtre.

S'il continue de conduire la voiture, le moteur tombera probablement en panne.

Le client demandera probablement si un filtre complètement bouché peut être la cause des conditions de surpression dans le circuit. La réponse est non. Si la soupape régulatrice fonctionne adéquatement, elle maintiendra la pression au filtre à entre 280 et 410 kPa (40 et 60 lb/po<sup>2</sup>), même si le filtre est bouché.

En conclusion, si un filtre se déforme par suite d'une surpression dans le circuit, le problème provient de la soupape régulatrice et non du filtre.

## Filtres à huile surpressurisés

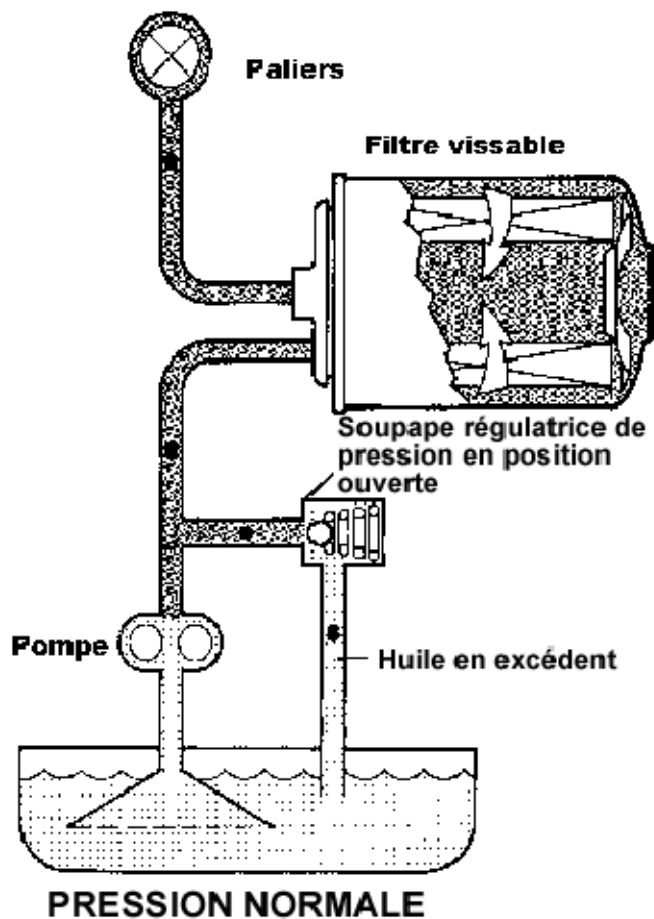
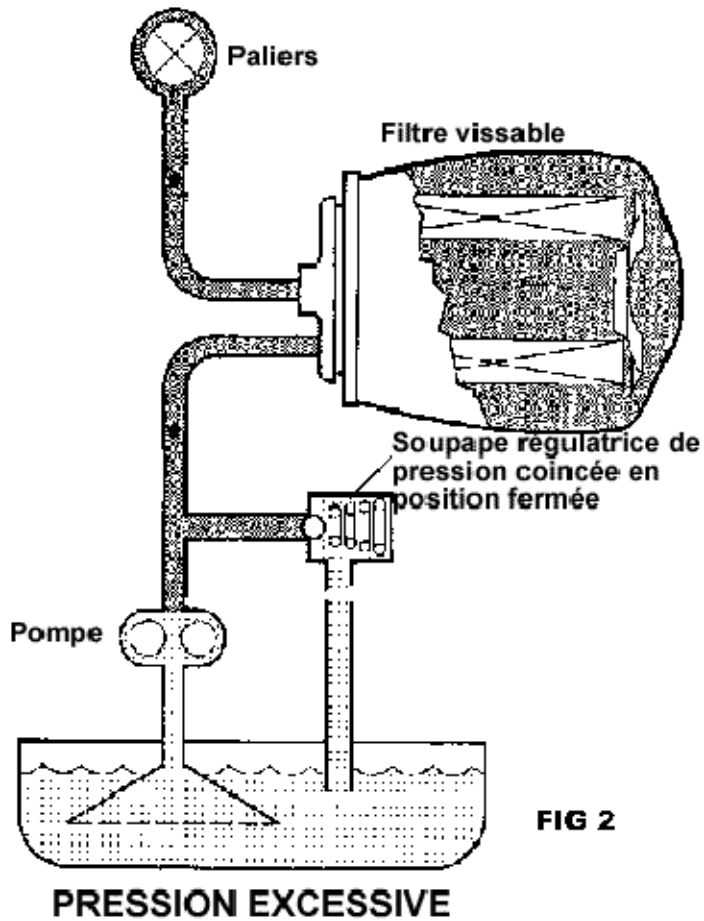


FIG. 1

## Filtres à huile surpressurisés



**POUR D'AUTRE INFORMATION, CONTACTER:**

Filter Manufacturers Community ■ 7101 Wisconsin Ave., Suite 1300 ■ Bethesda, MD 20814

P 301-654-6664 ■ F 301-654-3299 ■ W [autocare.org/fmc](http://autocare.org/fmc) ■ FMC est une communauté de l'Auto Care Association



# Filtros de Aceite Sobrepresurizados

De vez en cuando todos los fabricantes de filtros han recibido de algún cliente un filtro que ha sido severamente sobrepresurizado. A menudo el filtro deformado (abombado) es la única señal que el propietario del carro tiene de que existió un problema en su sistema de lubricación de aceite.

Es posible que el filtro dañado no haya sido notado hasta que fue removido del vehículo en el siguiente cambio de aceite. Sin embargo, si la presión fue suficiente como para sacar la junta del carril o desengargolar la unión del bote, el propietario del carro habrá experimentado problemas inmediatos y costosos.

Con la "evidencia" en sus manos él culpa al filtro dañado. No es de sorprenderse que esté más que un poco irritado cuando el fabricante del filtro niega o rechaza cualquier responsabilidad en el daño. Entonces, ¿Que es lo que ha causado la sobrepresurización?

Al revisar como funciona el sistema de lubricación, vemos que la presión de aceite es creada por la bomba de aceite. El límite superior de esta presión está controlado por una válvula reguladora de presión, la cual, usualmente es una parte integral de la bomba.

La figura 1 es un diagrama simplificado del sistema de lubricación que muestra la bomba, la válvula reguladora, el filtro y las chumaceras.

La bomba suministra suficiente flujo para lubricar las chumaceras y las demás partes en movimiento del motor. El aceite debe estar bajo presión para separar las partes altamente cargadas del motor y prevenir el desgaste excesivo. El propósito de la válvula es regular esta presión, que en muchos carros de pasajeros está entre 40 psi (280 kPa) y 60 psi (410 kPa).

La válvula reguladora está compuesta por una esfera o un pistón que regula la presión con la ayuda de un resorte. El resorte está calibrado de tal manera que el pistón se levante de su asiento cuando la presión del aceite alcanza el valor deseado. Una vez que la válvula está abierta, la presión se mantiene prácticamente constante, con pequeñas variaciones debidas a la velocidad de giro del motor.

El filtro y todos los demás componentes del sistema de lubricación están sujetos a la presión establecida por la válvula reguladora. Si la presión es excesiva,

# Filtros de Aceite Sobrepresurizados

puede ocurrir un daño en el filtro. Este es el punto que muchas personas que no están familiarizadas con el sistema de lubricación no toman en cuenta.

¿Que puede causar que la presión en el sistema exceda el ajuste de la válvula reguladora?. La respuesta es que la válvula debe haberse quedado pegada en posición cerrada o ésta se mueva muy lentamente a la posición de abierta después de que el motor ha arrancado.

La figura 2 muestra el sistema operando con la válvula de regulación pegada en la posición cerrada. Bajo esas condiciones la presión se incrementa igualmente en todos los componentes del sistema hasta que algo ocurre que libera la presión. Si la válvula de regulación se despega, la presión regresa a su valor normal. Si permanece pegada algo tendrá que romperse.

La presión de operación normal no causa deformaciones permanentes en el cuerpo del filtro. Cuando debido a la falla de la válvula reguladora, la presión del sistema alcanza 150 psi (1,000 kPa), la mayoría de los filtros se deforman permanentemente. A esta presión, la junta permanece en su carril y el engargolado del bote continúa sin fuga.

Si la válvula reguladora continúa pegada, la presión se incrementará y la junta entre el filtro y la base puede zafarse, esto probablemente causará la pérdida de todo el aceite del sistema.

Si el filtro se instaló muy apretado, la junta permanecerá en su lugar y el bote se desengargolará conforme la presión continúe subiendo.

Si el cliente está alerta y apaga el motor a la primera señal del problema (encendido de la luz roja o baja presión de aceite en el indicador), limitará su pérdida a un trabajo arrastre al taller, cambio de aceite y un filtro nuevo.

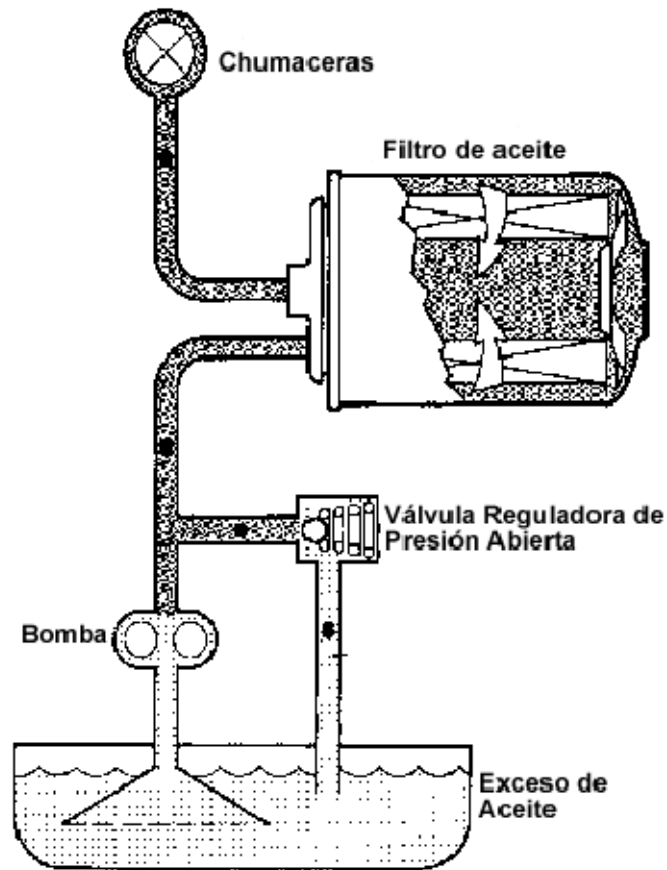
Si él continua la marcha hasta el taller más cercano, probablemente quemará el motor debido a la falta de aceite.

El punto principal es que el filtro deformado no es la causa de la presión excesiva, sino la víctima de una válvula reguladora defectuosa.

El cliente pudiera preguntar si un filtro completamente tapado puede causar las condiciones de sobrepresión en el sistema. La respuesta es no. Si la válvula reguladora está funcionando adecuadamente, ésta mantendrá la presión en el filtro a 40 psi (280 kPa) o 60 psi (410 kPa) aún si el filtro estuviera tapado.

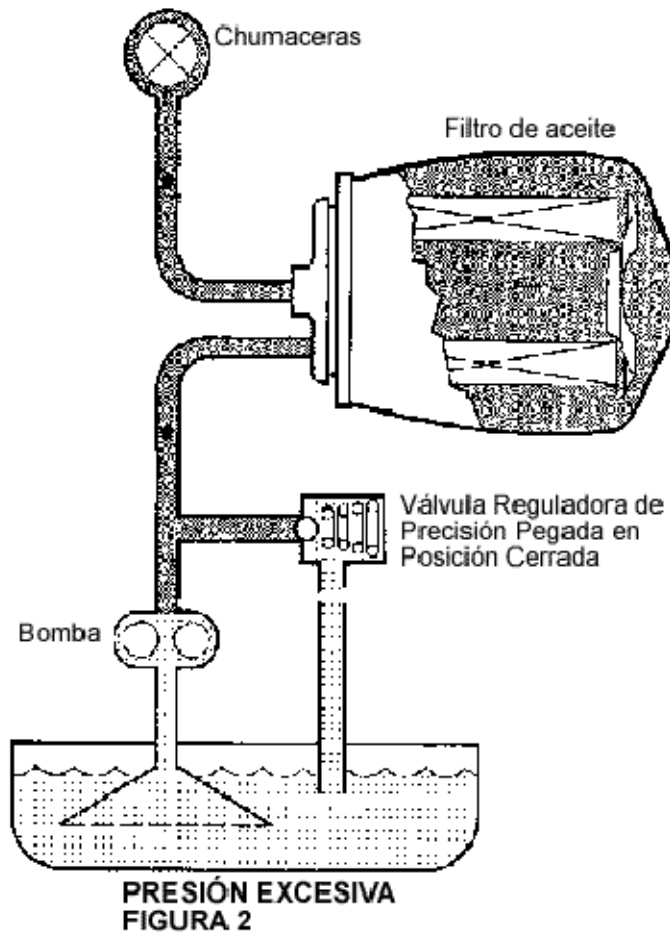
En resumen, si un filtro se deforma debido a la sobrepresión en el sistema, la falla está en la válvula reguladora de presión y no en el filtro.

## Filtros de Aceite Sobrepresurizados



PRESIÓN NORMAL  
FIGURA 1

## Filtros de Aceite Sobrepresurizados



### PARTA INFORMACIÓN ADICIONAL CONTACTE A:

Filter Manufacturers Community ■ 7101 Wisconsin Ave., Suite 1300 ■ Bethesda, MD 20814

P 301-654-6664 ■ F 301-654-3299 ■ W [autocare.org/fmc](http://autocare.org/fmc) ■ FMC es una comunidad de la Asociación de Auto Cuidado

# Manufacturers' Warranty

Consumer purchasers of filters are sometimes told that an aftermarket brand of replacement filter cannot be used in the consumer's vehicle during the warranty period. The claim is made that use of an aftermarket brand will "void the warranty," with the statement or implication that only the original equipment brand of filters may be used. This tends to cast doubt on the quality of the aftermarket filter.

That claim is simply not true. If the consumer asks for the statement in writing, they will not receive it. Nevertheless, the consumer may feel uneasy about using replacement filters that are not original equipment. With the large number of consumers who prefer to use an aftermarket filter this misleading statement should be addressed.

Under the federal Magnuson-Moss Warranty Act, the Clean Air Act and general principles of the U.S. Federal Trade Commission Act, a manufacturer may not require the use of any brand of filter (or any other article) unless the manufacturer provides the item free of charge under the terms of the warranty.

If the consumer is told that only the original equipment filter will not void the warranty, they should request that the OE filter be supplied free of charge. If they are charged for the filter, the manufacturer may be violating the Magnuson-Moss Warranty Act or other applicable law.

By providing this information to consumers, the members of the Filter Manufacturers Council (FMC) intend to combat the erroneous claim that the use of a brand of replacement filter other than original equipment will "void the warranty."

It should be noted that the Magnuson-Moss Warranty Act is a U.S. federal law that applies to consumer products. The U.S. Federal Trade Commission has authority to enforce the Magnuson-Moss Warranty Act, including obtaining injunctions and orders containing affirmative relief. In addition, a consumer can bring suit under the Magnuson-Moss Warranty Act.

### FOR ADDITIONAL INFORMATION, CONTACT:

Filter Manufacturers Community ■ 7101 Wisconsin Ave., Suite 1300 ■ Bethesda, MD 20814

P 301-654-6664 ■ F 301-654-3299 ■ W [autocare.org/fmc](http://autocare.org/fmc) ■ FMC is a community of the Auto Care Association

# Garantie du fabricant

Il arrive parfois chez un concessionnaire automobile qu'un préposé à la clientèle ou un mécanicien dise aux acheteurs de filtres d'automobiles de ne pas utiliser une certaine marque de filtre de rechange sur leur véhicule pendant la période de garantie, à l'effet que l'utilisation de cette marque «annulera la garantie», signifiant ou insinuant ainsi que seul l'emploi de la marque de filtre de l'équipement d'origine est acceptable. Il va sans dire que cette affirmation est de nature à semer le doute sur la qualité des filtres de rechange.

En fait, cette affirmation est tout simplement fausse. Si le consommateur en demandait une version écrite, il n'en recevrait aucune. Cependant, il peut se demander s'il fait un mauvais choix en utilisant des filtres de rechange qui ne sont pas de l'équipement d'origine. Comme il y a nombre élevé de bricoleurs qui préfèrent poser leurs propres filtres, cette affirmation erronée doit être rectifiée.

Selon la loi sur la garantie Magnuson-Moss Warranty Act et les principes généraux de la U.S. Federal Trade Commission Act, un fabricant ne peut exiger l'utilisation d'une marque de filtre quelconque (ou d'un autre article) à moins d'offrir cet article gratuitement en vertu de la garantie.

Donc, si le consommateur se fait dire que seul le filtre d'équipement d'origine n'annulera pas la garantie, il devrait exiger que ce filtre d'équipement d'origine lui soit offert gratuitement. Si on lui demande de payer ce filtre, le fabricant devient alors en infraction à la loi sur la garantie Magnuson-Moss ou à une autre loi qui s'applique.

En fournissant ce renseignement aux consommateurs, le Conseil des fabricants de filtres désire aider à combattre l'affirmation mensongère qu'une marque de filtre de rechange autre que celle offerte sur l'équipement d'origine «annule la garantie».

Il est important de noter que la loi sur la garantie Magnuson-Moss est une loi fédérale américaine concernant les produits de grande consommation. La U.S. Federal Trade Commission est habilitée à appliquer la loi sur la garantie Magnuson-Moss, y compris à demander des injonctions ou des ordonnances dans lesquelles il y a des mesures réparatrices. De plus, un consommateur peut entamer des poursuites en vertu de la loi sur la garantie Magnuson-Moss.

### POUR D'AUTRE INFORMATION, CONTACTER:

Filter Manufacturers Community ■ 7101 Wisconsin Ave., Suite 1300 ■ Bethesda, MD 20814

P 301-654-6664 ■ F 301-654-3299 ■ W [autocare.org/fmc](http://autocare.org/fmc) ■ FMC est une communauté de l'Auto Care Association

# Garantías de los Fabricantes

Algunas veces, los jefes del departamento mecánico o de servicio de las agencias les dicen a los consumidores que compran filtros automotrices, que no puede usarse, en el vehículo del consumidor, una marca de reemplazo durante el período de garantía. La exigencia es hecha en el sentido de que el uso de tal marca "anulará la garantía" y con la implicación de que sólo la marca original puede ser usada. Esto, por supuesto, tiende a sembrar una duda acerca de la calidad del filtro de reemplazo.

Esto simplemente no es cierto. Si el consumidor pide esto por escrito no lo recibirá. No obstante, el consumidor pudiera no sentirse a gusto al usar filtros de reemplazo que no sean marca original. Con el gran número de consumidores que prefieren hacer ellos mismos el cambio de filtros, esta engañosa exigencia debe ser aclarada.

Bajo el Acta de Garantías Magnuson-Moss y los principios generales del Acta de la Comisión Federal de Comercio, un fabricante no puede exigir el uso de cualquier marca de filtro (o cualquier otro artículo) a menos que el fabricante proporcione el artículo libre de cargo bajo los términos de la garantía.

De esta forma, si al consumidor se le dice que sólo el uso del filtro original no anulará la garantía, él debe exigir que el filtro original sea suministrado sin costo. Si a él se le cobra el filtro, el fabricante del vehículo estará violando el Acta de Garantías Magnuson-Moss u otras leyes aplicables.

Al proporcionar esta información a los consumidores, el FMC puede ayudar a combatir la errónea exigencia de que un filtro de reemplazo, diferente al original, "anulará la garantía".

Debe hacerse notar, que el Acta de Garantías Magnuson-Moss es una ley federal que aplica a productos de consumo. La Comisión Federal de Comercio tiene la autoridad para hacer cumplir el Acta de Garantías Magnuson-Moss, incluyendo la liberación de órdenes. Además, un consumidor puede solicitar un juicio amparado en el Acta de Garantías Magnuson-Moss.

### **PARTA INFORMACIÓN ADICIONAL CONTACTE A:**

Filter Manufacturers Community ■ 7101 Wisconsin Ave., Suite 1300 ■ Bethesda, MD 20814

P 301-654-6664 ■ F 301-654-3299 ■ W [autocare.org/fmc](http://autocare.org/fmc) ■ FMC es una comunidad de la Asociación de Auto Cuidado





# Limited Warranty

## FILTERS

Any vehicle and equipment warranties you may have are not affected by proper use of NAPA filters.

MANN+HUMMEL Filtration Technology US LLC ("we") warrants your NAPA filter to be free from defects in materials and workmanship during the Warranty Period. The "Warranty Period" is the service interval for filter replacements recommended by the manufacturer of the engine or equipment. If your filter is found to be defective during the Warranty Period, we will, at our sole discretion, replace it with another NAPA filter and/or reimburse you for the reasonable costs of the parts and labor required to repair your engine or equipment to the extent the damage is solely attributable to the defective filter.

If your application is not listed in the NAPA Filters catalog, this limited warranty applies ONLY if your filter is a valid cross-reference to the proper OEM filter as listed in the [napafilters.com](http://napafilters.com) online filter lookup, the printed catalog or its electronic copy. It is your responsibility to determine the proper OEM filter for your application and the correct NAPA cross reference to the OEM filter in the online filter lookup. We reserve the right to examine the filter, engine and/or equipment to verify the applicability of the cross-referenced OEM filter.

## NON-FILTER PRODUCTS

Products other than filters are warranted to be free from defects in materials and workmanship for a period of one (1) year from the date of purchase.

## WARRANTY SERVICE

To obtain warranty service, you must, within 30 days after discovery of damage, submit a claim to any NAPA Filters representative, your NAPA Filters distributor or directly to the address below. We reserve the right to examine the filter, engine and/or equipment to determine the extent of damage and whether it was caused by a defective NAPA filter. We also reserve the right to examine any applicable service records, installation records, and receipts.

## CONDITIONS

For filters, this limited warranty DOES NOT COVER:

- Filters submitted in a condition that prohibits evaluation and testing, such as a filter that has been deconstructed, disassembled or cut open;
- Use of the filter on an incorrect, non-approved or non-recommended application;
- Use of the filter in competitive racing, on modified high-performance engines, or on any aircraft or aviation application;
- Damage or failure caused by improper installation, misuse, modification, accidents or abuse;
- Use of motor oil other than the viscosity and type as recommended by the manufacturer of the engine or equipment;
- Costs of repairs not directly attributable to the defective filter;
- Towing fees, rental car fees, or any other fees, expenses, damages, costs or losses that are not specifically provided for in this Limited Warranty.

For products other than filters, this limited warranty DOES NOT COVER damage caused by:

- Improper installation, misuse, negligence, modification, accidents or abuse;
- Failure to follow the product instructions;
- Normal wear and tear.

THIS WARRANTY IS EXCLUSIVE OF ANY OTHER WARRANTY, EXPRESS OR IMPLIED. THE REMEDIES DESCRIBED ABOVE ARE YOUR SOLE AND EXCLUSIVE REMEDIES AND OUR ENTIRE LIABILITY FOR ANY BREACH OF THIS LIMITED WARRANTY. UNDER NO CIRCUMSTANCES SHALL WE BE LIABLE FOR ANY SPECIAL, INCIDENTAL OR CONSEQUENTIAL DAMAGES WHATSOEVER, INCLUDING CLAIMS FOR LOSS OF USE OF THE ENGINE OR EQUIPMENT ON WHICH THE FILTER IS INSTALLED, LOSS OF TIME, INCONVENIENCE OR COMMERCIAL LOSS. WE LIMIT THE DURATION AND REMEDIES OF ALL IMPLIED WARRANTIES, INCLUDING WITHOUT LIMITATION THE WARRANTIES OF MERCHANTABILITY AND FITNESS FOR A PARTICULAR PURPOSE, TO THE DURATION OF THIS EXPRESS LIMITED WARRANTY. FOR FILTERS USED IN COMMERCIAL APPLICATIONS, AND EXCEPT WHERE PROHIBITED BY APPLICABLE LAW, WE EXPRESSLY DISCLAIM, WITHOUT LIMITATION, THE IMPLIED WARRANTIES OF MERCHANTABILITY AND FITNESS FOR A PARTICULAR PURPOSE.

Some states and other local jurisdictions do not allow limitations on the duration of implied warranties or the exclusion or limitation of incidental or consequential damages, so the above limitations or exclusions may not apply to you. This warranty gives you specific legal rights and you may also have other rights which vary from state to state and other local jurisdictions.

Our NAPA Filters Limited Warranty shown above does not apply to NAPA industrial filters, WIX Racing™, ecoLAST®, AquaChek® or products sold in China or Mexico.

Warranties for these products, as well as the Spanish and French translations, can be viewed at <http://napafilters.com/warranty>.

For more information contact your District Sales Manager or the call the Product Information Team at the phone number listed at the beginning of this catalog.

NAPA Filters  
Attention: Technical Services Department  
1 Wix Way, Gastonia, NC 28054  
Telephone 1.800.949.6698

Revision  
02/2022



# GARANTIE LIMITÉE

## FILTRES

Toute garantie de véhicule et d'équipement dont vous pourriez bénéficier n'est pas affectée par l'utilisation appropriée des filtres NAPA.

MANN+HUMMEL Filtration Technology US LLC (« nous ») garantit que votre filtre NAPA est exempt de défaut de matériaux et de fabrication pendant la Période de garantie. La « Période de garantie » est l'intervalle de temps de service recommandé par le fabricant du moteur ou de l'équipement pour le remplacement du filtre. Si votre filtre s'avère défectueux pendant la Période de garantie, nous – à notre seule discrétion – le remplacerons par un autre filtre NAPA et/ou vous rembourserons les coûts raisonnables des pièces et de la main-d'œuvre nécessaires pour réparer votre moteur ou votre équipement dans la mesure où le dommage est attribuable exclusivement au filtre défectueux.

Si votre utilisation ne figure pas dans le catalogue de NAPA Filters, cette garantie limitée s'applique UNIQUEMENT si votre filtre est un équivalent valide du filtre FEO approprié selon le répertoire de filtres disponible en ligne sur [napafilters.com](http://napafilters.com), dans le catalogue imprimé ou dans sa copie électronique. Il est de votre responsabilité de déterminer le filtre FEO approprié pour votre utilisation et

## AUTRES PRODUITS

Les produits autres que les filtres sont garantis contre tout défaut de matériaux et de fabrication pendant une période d'un (1) an à compter de la date d'achat.

## SERVICE SOUS GARANTIE

Pour obtenir un service sous garantie, vous devez, dans les 30 jours suivant la découverte du dommage, soumettre une réclamation auprès d'un représentant de NAPA Filters, de votre distributeur NAPA Filters ou directement à l'adresse ci-dessous. Nous nous réservons le droit d'examiner le filtre, le moteur et/ou l'équipement pour déterminer l'étendue du dommage et si celui-ci a été causé par un filtre NAPA défectueux. Nous nous réservons également le droit d'examiner tout dossier de services, tout dossier d'installation et tout reçu applicable.

## CONDITIONS

Pour les filtres, cette garantie limitée NE COUVRE PAS :

- Les filtres remis dans un état qui empêche d'en faire l'évaluation et le test, tel qu'un filtre qui a été déconstruit, désassemblé, coupé ou ouvert;
- L'usage du filtre dans le cadre d'une utilisation incorrecte, non approuvée ou non recommandée;
- L'usage du filtre dans le cadre de courses de compétition, sur des moteurs à haute performance modifiés, ou sur des aéronefs ou à des fins d'aviation;
- Le dommage ou la défaillance causés par une installation incorrecte, une mauvaise utilisation, une modification, un accident ou un abus;
- L'utilisation d'une huile à moteur dont la viscosité et le type diffèrent des recommandations du fabricant du moteur ou de l'équipement;
- Les coûts de réparation qui ne sont pas directement attribuables au filtre défectueux;
- Les frais de remorquage, de location de voiture, ou tout autres frais, dépenses, dommages, coûts ou pertes qui ne sont pas spécifiquement prévus par la présente Garantie limitée.

Pour les produits autres que les filtres, cette garantie limitée NE COUVRE PAS le dommage causé par:

- Une installation incorrecte, une mauvaise utilisation, une négligence, une modification, un accident ou un abus;
- Le non-respect des instructions du produit;
- L'usure normale.

CETTE GARANTIE EST EXCLUSIVE DE TOUTE AUTRE GARANTIE, EXPRESSE OU IMPLICITE. LES RECOURS DÉCRITS CI-DESSUS SONT VOS SEULS ET UNIQUES RECOURS ET NOTRE ENTIÈRE RESPONSABILITÉ POUR TOUTE VIOLATION DE CETTE GARANTIE LIMITÉE. NOUS NE SERONS RESPONSABLES EN AUCUN CAS DE DOMMAGES SPÉCIAUX, INCIDENTS OU INDIRECTS DE QUELQUE NATURE QUE CE SOIT, Y COMPRIS LES RÉCLAMATIONS POUR PERTE D'UTILISATION DU MOTEUR OU DE L'ÉQUIPEMENT SUR LEQUEL LE FILTRE EST INSTALLÉ, PERTE DE TEMPS, DÉSAGRÈMENT OU PERTE COMMERCIALE. NOUS LIMITONS LA DURÉE DE TOUTE GARANTIE IMPLICITE ET LES RECOURS QUI EN DÉCOULENT, Y COMPRIS, SANS LIMITATION, LES GARANTIES DE QUALITÉ MARCHANDE ET D'ADÉQUATION À UN USAGE PARTICULIER, À LA DURÉE DE LA PRÉSENTE GARANTIE LIMITÉE EXPRESSE. POUR LES FILTRES UTILISÉS À DES FINS COMMERCIALES, ET SAUF SI LA LOI APPLICABLE L'INTERDIT, NOUS DÉCLINONS EXPRESSÉMENT, SANS LIMITATION, LES GARANTIES IMPLICITES DE QUALITÉ MARCHANDE ET D'ADÉQUATION À UN USAGE PARTICULIER.

Certains états et d'autres juridictions locales interdisent la limitation de la durée des garanties implicites ou l'exclusion ou la limitation des dommages incidents ou indirects, de sorte que les limitations ou exclusions ci-dessus peuvent ne pas s'appliquer à vous. Cette garantie vous donne des droits légaux spécifiques et vous pouvez également avoir d'autres droits qui varient selon l'état et la juridiction locale.

Notre Garantie limitée NAPA Filters présentée ci-dessus ne s'applique pas aux produits filtres industriels de NAPA, WIX Racing™, ecoLAST®, AquaChek® ou aux produits vendus en Chine ou au Mexique. Les garanties relatives à ces produits, ainsi que les traductions en espagnol et en anglais, peuvent être consultées sur le site <http://napafilters.com/warranty>. Pour plus d'informations, contactez votre Directeur régional des ventes ou l'Équipe d'information sur les produits au numéro de téléphone indiqué au début de ce catalogue.

NAPA Filters  
Attention: Technical Services Department  
1 Wix Way, Gastonia, NC 28054  
Telephone 1.800.949.6698

Révision  
02/2022



# GARANTÍA LIMITADA

## FILTROS

Cualquier garantía de vehículos y equipos que pueda usted tener no se verá afectada por el uso adecuado de filtros NAPA.

MANN+HUMMEL Filtration Technology US LLC ("nosotros") garantiza que sus filtros NAPA están libres de defectos en materiales y mano de obra durante el Período de Garantía. El "Período de Garantía" es el intervalo de los servicios para llevar a cabo los reemplazos de filtros recomendados por el fabricante del motor o equipo. Si durante el Período de Garantía se determina que su filtro es defectuoso, a nuestro exclusivo criterio lo reemplazaremos por otro filtro NAPA y/o le reembolsaremos los costos razonables de las piezas y la mano de obra necesarios para reparar su motor o equipo en la medida en que el daño sea atribuible únicamente al filtro defectuoso.

Si su aplicación no figura en el catálogo de Filtros NAPA, esta garantía limitada SOLAMENTE aplica si su filtro es una referencia cruzada válida al filtro-OEM adecuado de acuerdo a la lista en el buscador de filtros en línea en [napafilters.com](http://napafilters.com), en el catálogo impreso o su copia electrónica. Es su responsabilidad determinar el filtro-OEM adecuado para su aplicación y la correcta referencia cruzada a NAPA en el buscador de filtros en línea. Nos reservamos el derecho de examinar el filtro, el motor y / o el equipo para verificar la aplicabilidad del filtro-OEM con referencia cruzada.

## PRODUCTOS DISTINTOS A FILTROS

Los productos que no sean filtros están garantizados contra defectos de materiales y mano de obra durante un período de un (1) año a partir de la fecha de compra.

## SERVICIO DE GARANTÍA

Para obtener el servicio de garantía, usted deberá presentar la reclamación al representante de Filtros NAPA, a su distribuidor de Filtros NAPA o directamente a la dirección indicada abajo, dentro de los 30 días posteriores al descubrimiento del daño. Nos reservamos el derecho de examinar el filtro, el motor y/o el equipo para determinar la extensión del daño y si éste fue causado por un filtro NAPA defectuoso. También nos reservamos el derecho de examinar los correspondientes registros de servicios, registros de instalación y recibos.

## CONDICIONES

Para los filtros, esta garantía limitada NO CUBRE:

- Filtros presentados en condiciones que impidan la evaluación y las pruebas, como podría ser un filtro que se ha deconstruido, desmontado o cortado para abrirlo;
- Uso del filtro en una aplicación incorrecta, no aprobada o no recomendada;
- Uso del filtro en carreras, en motores modificados de alto rendimiento o en cualquier aeronave o aplicación de aviación;
- Daños o fallas causados por instalación incorrecta, mal uso, modificación, accidentes o abuso;
- Uso de aceite de motor que tenga una viscosidad y tipo distintos a los recomendados por el fabricante del motor o equipo;
- Costos de reparaciones no directamente atribuibles al filtro defectuoso;
- Gastos de remolque, tarifas de alquiler de automóviles o cualquier otro honorario, gasto, daño, costo o pérdida que no estén específicamente previstos en esta Garantía Limitada.

Para productos distintos a los filtros, esta garantía limitada NO CUBRE daños causados por:

- Instalación inadecuada, mal uso, negligencia, modificación, accidentes o abuso;
- No seguir las instrucciones del producto;
- Uso y desgaste normal.

ESTA GARANTÍA EXCLUYE CUALQUIER OTRA GARANTÍA, EXPRESA O IMPLÍCITA. LOS RECURSOS ANTES DESCRITOS SON SUS ÚNICOS Y EXCLUSIVOS RECURSOS Y NUESTRA RESPONSABILIDAD TOTAL POR CUALQUIER INCUMPLIMIENTO DE ESTA GARANTÍA LIMITADA. BAJO NINGUNA CIRCUNSTANCIA SEREMOS RESPONSABLES DE CUALQUIER DAÑO ESPECIAL, INCIDENTAL O CONSECUENCIAL, INCLUYENDO RECLAMACIONES POR PÉRDIDA DE USO DEL MOTOR O EQUIPO EN EL QUE ESTÁ INSTALADO EL FILTRO, PÉRDIDA DE TIEMPO, INCONVENIENCIA O PÉRDIDA COMERCIAL. LIMITAMOS LA DURACIÓN Y LOS RECURSOS BAJO TODAS LAS GARANTÍAS IMPLÍCITAS, INCLUYENDO SIN LIMITACIÓN LAS GARANTÍAS DE COMERCIALIZACIÓN Y APTITUD PARA UN PROPÓSITO PARTICULAR, A LA DURACIÓN DE ESTA GARANTÍA LIMITADA EXPRESA. PARA LOS FILTROS UTILIZADOS EN APLICACIONES COMERCIALES, Y EXCEPTO QUE ESTÉ PROHIBIDO POR LA LEY APLICABLE, RECHAZAMOS EXPRESAMENTE, SIN LIMITACIÓN, LAS GARANTÍAS IMPLÍCITAS DE COMERCIALIZACIÓN Y APTITUD PARA UN PROPÓSITO PARTICULAR.

Algunos estados y otras jurisdicciones locales no permiten limitaciones a la vigencia de garantías implícitas o la exclusión o limitación de daños incidentales o consecuenciales, por lo que las limitaciones o exclusiones anteriores podrían no ser aplicables para usted. Esta garantía le otorga derechos legales específicos y también podría tener otros derechos que varían de un estado a otro y otras jurisdicciones locales.

Nuestra Garantía Limitada NAPA Filters señalada arriba no aplica para filtros industriales NAPA, WIX Racing™, ecoLAST®, AquaChek® o productos vendidos en China o México. Las garantías para dichos productos, así como sus traducciones al español y francés, pueden consultarse en <http://napafilters.com/warranty>. Para obtener más información, comuníquese con su Gerente de Ventas de Distrito o llame al Equipo de Información de Productos al número telefónico señalado al principio de este catálogo.

NAPA Filters  
Atención: Departamento de Servicios Técnicos  
1 Wix Way, Gastonia, NC 28054  
Telephone 1.800.949.6698

Revisión  
02/2022



# Filters

What performance is made of.

